

Product Specification

RUNTKA810WJQZ

802.11n wireless LAN module

v.01 draft

Table of Contents

Chapter 1	Introduction	4
1.	Introduction	4
1.1	Product Features	4
1.2	Applications	4
Chapter 2	Hardware	5
2.1	General Overview	5
2.2	Hardware Architecture	5
2.3	Main Chipset Information	5
2.4	PCB dimension.....	5
Chapter 3	Software	7
3.1	Operating System Supported.....	7
3.2	Wireless Mode Supported	7
3.3	Security.....	7
Chapter 4	Appearance.....	8
Chapter 5	Specifications	9
References	11

Revision History

<i>Edition #</i>	<i>Reason for revision</i>	<i>Issue date</i>	<i>Written by</i>
V 01	◆ Initial Document	August 10 th 2010	Troy Chen
	●		

Chapter 1 Introduction

1. Introduction

WN8522D is a dual band wireless 802.11n USB Adapter which enables wireless networking systems to attain data communication speeds up to 300 megabits-per-second (Mbps), while remaining backward compatible to the existing installed base of Wi-Fi systems worldwide. It supports operation to the IEEE 802.11a/b and IEEE 802.11g ,and draft IEEE 802.11n standards.

WN8522B will enable a next generation of high-data-rate platforms for operation in the 2.4 GHz band that deliver a five-fold speed increase. The cost and performance advantages will make it an ideal solution for high bandwidth enterprise applications, such as wireless video conferencing and large file transfers. It is compatible with 802.11g standard's mandatory modulation schemes—Complementary Code Keying (CCK), which is used in 802.11b, and Orthogonal Frequency Division Multiplexing (OFDM), used in 802.11g and draft 802.11n. Using CCK ensures backward-compatibility with the installed Wi-Fi 802.11b base, while OFDM provides the speed required for today's high-bandwidth applications.

1.1 Product Features

- ◆ High speed for wireless LAN connection, RX up at 300 Mbps data rate.
- ◆ Backward compatible to the existing IEEE 802.11a/b/g WLAN infrastructure.
- ◆ User-friendly utility to configure SSID, security setup and site survey.
- ◆ Wireless data encryption with 64, 128 encryption for security.
- ◆ Support USB v2.0

1.2 Applications

- ◆ Home networking for device sharing.
- ◆ Wireless multimedia.

Chapter 2 Hardware

2.1 General Overview

- ◆ USB 2.0 Interface and 802.11 n chipset-on-board design.
- ◆ Antenna: 2 external Antennas on board

2.2 Hardware Architecture

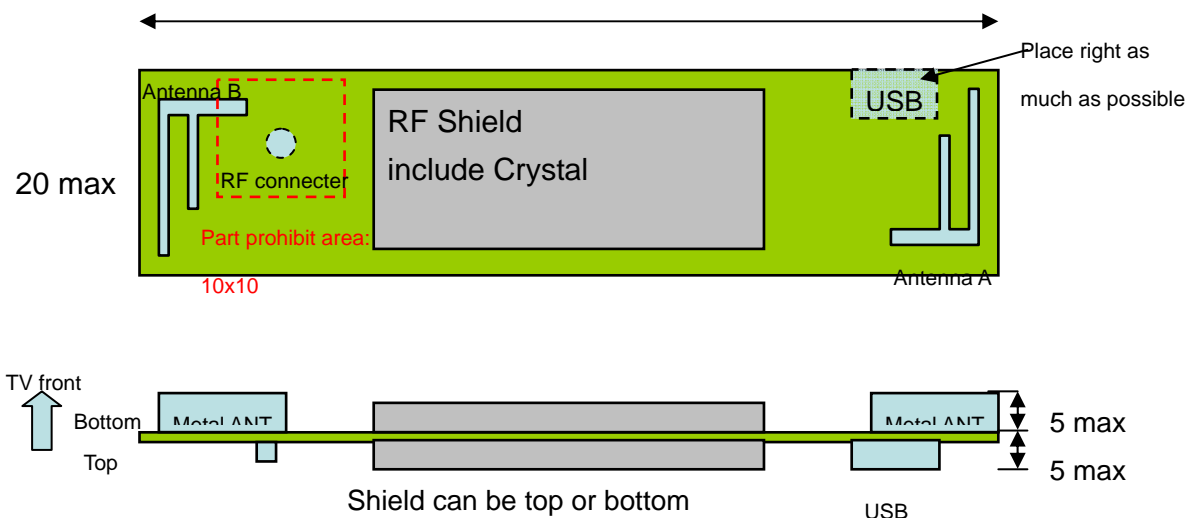
Broadcom 43236 single chip USB2.0

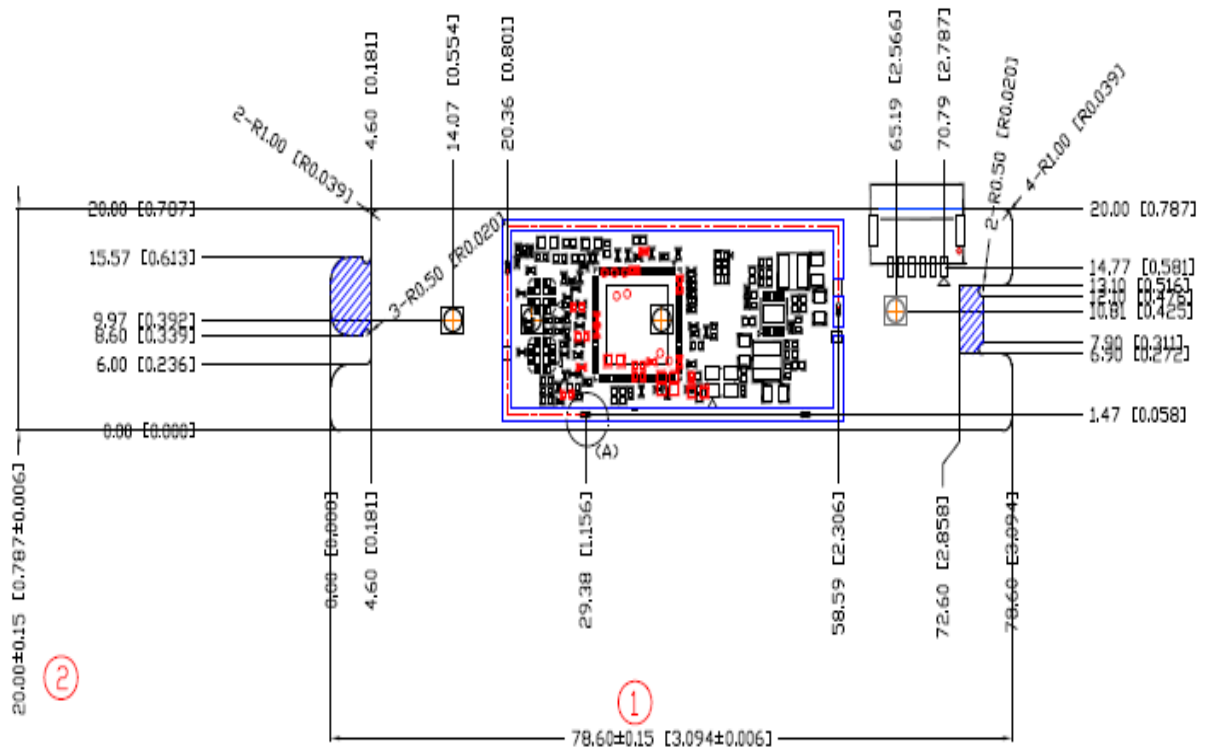
2.3 Main Chipset Information

- ◆ **BCM43236** is a dual band IEEE 802.11n-compliant MAC/PHY/Radio complete system on a chip with 2.4Ghz and 5GHz internal PA

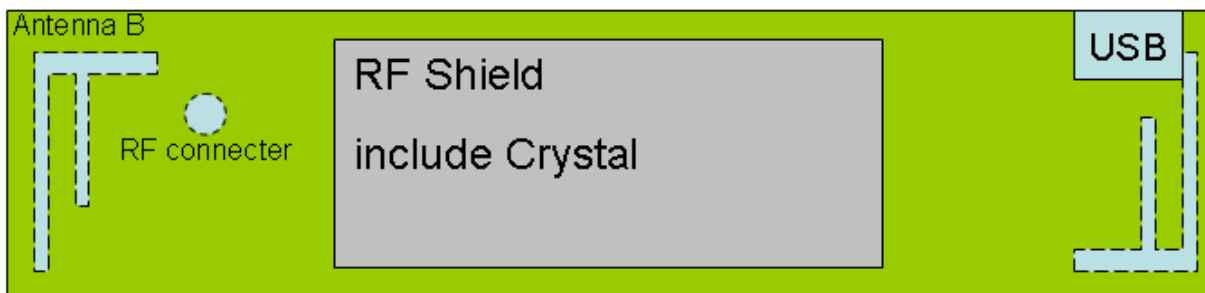
2.4 PCB dimension

PCB dimension : 78.6x20 mm





2.5 Pin Assignment



Pin #	Signal
1	VBUS (5V)
2	D-
3	D+
4	GND
5	GPIO 3 (WoWLAN)
6	Reserved

Chapter 3 Software

3.1 Operating System Supported

- ◆ Windows 2000, XP, Vista
- ◆ Linux Driver

3.2 Wireless Mode Supported

- ◆ AP (Infrastructure) Client mode

3.3 Security

- ◆ AP (Infrastructure) mode supports
 - ◆ Static WEP that support both 64 and 128 bit keys.
 - ◆ WPA(TKIP) with PSK
- ◆ Ad-hoc mode supports
 - ◆ None (plaintext)
 - ◆ Static WEP that supports both 64 and 128 bit keys.

Chapter 4 Appearance

Chapter 5 Specifications

◆ Frequency Band:

Draft 802.11n Radio: 2.4 GHz

802.11g Radio: 2.4 GHz

802.11b Radio: 2.4 GHz

USA – FCC	2412~2462MHz (Ch1~Ch11)
Canada – IC	2412~2462MHz (Ch1~Ch11)
Europe – ETSI	2412~2472MHz (Ch1~Ch13)
Japan – STD-T66/STD-33	2412~2484MHz (Ch1~Ch14)

802.11a Radio : 5 GHz

5.150~5.250GHz

5.250~5.350 GHz

5.470~5.725 GHz

5.725~5.850GHz

◆ Operating Channels:

IEEE 802.11b/g/n compliant:

11 channels (US, Canada)

13 channels (ETSI)

14 channels (Japan)

◆ Transmit Power and Sensitivity:

TX Output Power:(Typical)

TX Output Power:(Typical) TBD

11b 17 +/- 1.5 dBm

11g 14 +/- 1.5 dBm@54Mbps

11n 13.5 +/- 1.5 dBm

Rx Sensitivity:(Typical)

-68dBm at HT20 m15 2.4GHz

-88dBm at HT20 m0 2.4GHz

-68dBm at HT20 m15 5.0GHz

-88dBm at HT20 m0 5.0GHz

Current consumption(5V DC):

TX: TBD at 11dBm HT40 CH38 2x2

RX: TBD at 11dBm HT40 CH38 2x2

Power Saving: TBD

Radio OFF mode: TBD

◆ Modulation

DBPSK @1Mbps

DQPSK@2Mbps

CCK@5.5/11Mbps

BPSK@6/9 Mbps

QPSK@12/18Mbps

16-QAM@24Mbps

64-QAM@48/54Mbps and above

◆ Operating Temperature: 0 ~ 60 °C ambient

◆ Storage Temperature: -20 ~ 60 °C ambient

◆ Humidity: under 85% and must be non-condensing

◆ Regulation and certification compliance available:

◆ ETSI/CE

◆ FCC

◆ ESD: EN61000-4-2, which specifies 4kV contact and 8kV air discharge.

References

- ◆ BRCM Reference Design Functional Specification
- ◆ IEEE 802.11b Standard Specification
- ◆ IEEE 802.11g Standard Specification
- ◆ IEEE 802.11n draft Standard Specification

The drawings, specifications and the data contain herein are the exclusive property of Arcadyan Technology Corp. issued in strict confidence and shall not, without the prior written permission of Arcadyan Technology Corp., be reproduced, copied or used, in parts or as a whole, for any purpose whatsoever, except the manufacture of articles for Arcadyan Technology Corp.

Arcadyan makes no warranties with respect to the correctness, accuracy or wholeness of this specification. The information in this document is subject to change without notice. Arcadyan reserves the right to make revisions to this document and the product described herein without obligation to notify any person or entity of any such changes.

FCC Statement

Federal Communication Commission Interference Statement

This equipment has been tested and found to comply with the limits for a Class B digital device, pursuant to Part 15 of the FCC Rules. These limits are designed to provide reasonable protection against harmful interference in a residential installation. This equipment generates, uses and can radiate radio frequency energy and, if not installed and used in accordance with the instructions, may cause harmful interference to radio communications. However, there is no guarantee that interference will not occur in a particular installation. If this equipment does cause harmful interference to radio or television reception, which can be determined by turning the equipment off and on, the user is encouraged to try to correct the interference by one of the following measures:

- Reorient or relocate the receiving antenna.
- Increase the separation between the equipment and receiver.
- Connect the equipment into an outlet on a circuit different from that to which the receiver is connected.
- Consult the dealer or an experienced radio/TV technician for help.

FCC Caution: Any changes or modifications not expressly approved by the party responsible for compliance could void the user's authority to operate this equipment.

This device complies with Part 15 of the FCC Rules. Operation is subject to the following two conditions: (1) This device may not cause harmful interference, and (2) this device must accept any interference received, including interference that may cause undesired operation.

For product available in the USA/Canada market, only channel 1~11 can be operated. Selection of other channels is not possible.

This device and its antenna(s) must not be co-located or operation in conjunction with any other antenna or transmitter.

This device is going to be operated in 5.15~5.25GHz frequency range, it is restricted in indoor environment only.

IMPORTANT NOTE:

FCC Radiation Exposure Statement:

This equipment complies with FCC radiation exposure limits set forth for an uncontrolled environment. This equipment should be installed and operated with minimum distance 20cm between the radiator & your body.

IMPORTANT NOTE:

This module is intended for OEM integrator. The OEM integrator is still responsible for the FCC compliance requirement of the end product, which integrates this module.

20cm minimum distance has to be able to be maintained between the antenna and the users for the host this module is integrated into. Under such configuration, the FCC radiation exposure limits set forth for an population/uncontrolled environment can be satisfied.

Any changes or modifications not expressly approved by the manufacturer could void the user's authority to operate this equipment.

USERS MANUAL OF THE END PRODUCT:

In the users manual of the end product, the end user has to be informed to keep at least 20cm separation with the antenna while this end product is installed and operated. The end user has to be informed that the FCC radio-frequency exposure guidelines for an uncontrolled environment can be satisfied. The end user has to also be informed that any changes or modifications not expressly approved by the manufacturer could void the user's authority to operate this equipment. If the size of the end product is smaller than 8x10cm, then additional FCC part 15.19 statement is required to be available in the users manual: This device complies with Part 15 of FCC rules. Operation is subject to the following two conditions: (1) this device may not cause harmful interference and (2) this device must accept any interference received, including interference that may cause undesired operation.

LABEL OF THE END PRODUCT:

The final end product must be labeled in a visible area with the following " Contains TX FCC ID: RAXWN8522D3JU ". If the size of the end product is larger than 8x10cm, then the following FCC part 15.19 statement has to also be available on the label:

This device complies with Part 15 of FCC rules. Operation is subject to the following two conditions: (1) this device may not cause harmful interference and (2) this device must accept any interference received, including interference that may cause undesired operation.

IC Statement

This Class B digital apparatus complies with Canadian ICES-003.

Operation is subject to the following two conditions: (1) this device may not cause interference, and (2) this device must accept any interference, including interference that may cause undesired operation of the device.

Cet appareil numérique de la classe B est conforme à la norme NMB-003 du Canada.

For product available in the USA/Canada market, only channel 1~11 can be operated. Selection of other channels is not possible.

This device and its antenna(s) must not be co-located or operation in conjunction with any other antenna or transmitter.

The device could automatically discontinue transmission in case of absence of information to transmit, or operational failure. Note that this is not intended to prohibit transmission of control or signaling information or the use of repetitive codes where required by the technology.

The device for the band 5150-5250 MHz is only for indoor usage to reduce potential for harmful interference to co-channel mobile satellite systems.

The maximum antenna gain permitted (for devices in the bands 5250-5350 MHz and 5470-5725 MHz) to comply with the e.i.r.p. limit.

The maximum antenna gain permitted (for devices in the band 5725-5825 MHz) to comply with the e.i.r.p. limits specified for point-to-point and non point-to-point operation as appropriate, as stated in section A9.2(3).

High-power radars are allocated as primary users (meaning they have priority) of the bands 5250-5350 MHz and 5650-5850 MHz and these radars could cause interference and/or damage to LE-LAN devices.

IMPORTANT NOTE:

IC Radiation Exposure Statement:

This equipment complies with IC RSS-102 radiation exposure limits set forth for an uncontrolled environment. This equipment should be installed and operated with minimum distance 20cm between the radiator & your body.

This module is intended for OEM integrator. The OEM integrator is still responsible for the IC compliance requirement of the end product, which integrates this module.

20cm minimum distance has to be able to be maintained between the antenna and the users for the host this module is integrated into. Under such configuration, the IC RSS-102 radiation exposure limits set forth for an population/uncontrolled environment can be satisfied.

Any changes or modifications not expressly approved by the manufacturer could void the user's authority to operate this equipment.

USERS MANUAL OF THE END PRODUCT:

In the users manual of the end product, the end user has to be informed to keep at least 20cm separation with the antenna while this end product is installed and operated. The end user has to be informed that the IC radio-frequency exposure guidelines for an uncontrolled environment can be satisfied. The end user has to also be informed that any changes or modifications not expressly approved by the manufacturer could void the user's authority to operate this equipment. IC statement is required to be available in the users manual: This Class B digital apparatus complies with Canadian ICES-003. Operation is subject to the following two conditions: (1) this device may not cause harmful interference and (2) this device must accept any interference received, including interference that may cause undesired operation.

LABEL OF THE END PRODUCT:

The final end product must be labeled in a visible area with the following " Contains TX IC : 4711A-WN8522D3JU ".