



Hewlett Packard
Enterprise

Safety and Compliance Information for Server, Storage, Power, Networking, and Rack Products

Abstract

This document contains safety precautions, environmental notices, and regulatory compliance notices for Hewlett Packard Enterprise products.

Part Number: 703827-402
Published: October 2016
Edition: 12

© Copyright 2012, 2016 Hewlett Packard Enterprise Development LP

The information contained herein is subject to change without notice. The only warranties for Hewlett Packard Enterprise products and services are set forth in the express warranty statements accompanying such products and services. Nothing herein should be construed as constituting an additional warranty. Hewlett Packard Enterprise shall not be liable for technical or editorial errors or omissions contained herein.

Confidential computer software. Valid license from Hewlett Packard Enterprise required for possession, use, or copying. Consistent with FAR 12.211 and 12.212, Commercial Computer Software, Computer Software Documentation, and Technical Data for Commercial Items are licensed to the U.S. Government under vendor's standard commercial license.

Links to third-party websites take you outside the Hewlett Packard Enterprise website. Hewlett Packard Enterprise has no control over and is not responsible for information outside the Hewlett Packard Enterprise website.

Contents

1	Safety precautions	5
	General precautions	5
	Symbols on equipment	5
	Precautions for maintaining and servicing products	6
	Precautions for power products	7
	Power cords	7
	Power supplies	8
	Uninterruptible power supply (UPS) products	8
	Power distribution units (PDUs)	9
	Grounding	10
	Voltage selection	11
	Batteries	11
	Fuse replacement	12
	Precautions for products installed in racks and cabinets	13
	Precautions for modems, telecommunications, or LAN options	13
2	Environmental notices	15
	Waste Electrical and Electronic Equipment (WEEE) Directive	15
	Battery replacement notices	15
	RoHS material content declarations	16
	China RoHS material content declaration	16
	China RoHS Hazardous Substances table	16
	India RoHS material content declaration	16
	Taiwan RoHS Hazardous Substances table	17
	Turkey RoHS material content declaration	17
	Ukraine RoHS material content declaration	17
	Perchlorate material — Special handling may apply	18
	European Union Commission Regulation 1275/2008	19
3	Regulatory compliance notices	20
	Regulatory compliance identification numbers	20
	Federal Communications Commission notice	20
	FCC rating label	20
	Class A equipment	20
	Class B equipment	21
	Modification	21
	Cables	21
	Global notice for Class A equipment	21
	Notices for Canada (Avis Canadien)	21
	Class A equipment	21
	Class B equipment	21
	Notices for China	22
	Class A equipment	22
	Trusted Platform Module (TPM) – China Import Restrictions	22
	Notices for European Union	22
	European Union Regulatory Notice	22
	Products with wireless functionality (EMF)	22
	Restrictions for product with wireless functionality	22
	Notices for Japan	23
	VCCI notice	23
	Power cord statement	23
	Notices for Korea	23
	Class A equipment	23

Class B equipment.....	23
Notices for Taiwan.....	24
BSMI notices.....	24
Class A EMI warning message.....	24
Battery replacement notice.....	24
UPS (less than 16A output current).....	24
UPS (greater than 16A output current).....	24
Belarus Kazakhstan Russia marking.....	25
Wireless devices.....	27
Brazilian notice.....	27
Canadian notice.....	27
Japanese notice.....	27
Mexican notice.....	27
Taiwanese notice.....	28
Laser compliance notices.....	29
Index.....	30

1 Safety precautions

Retain and follow all product safety and operating instructions. Always refer to the documentation (printed or electronic) supplied with your product. If there is a conflict between this document and the product documentation, the product documentation takes precedence. Observe all warnings on the product and in the operating instructions to reduce the risk of bodily injury, electric shock, fire, and damage to the equipment.

General precautions

- △ CAUTION: For Class A products only:** The installation and maintenance of products must be carried out by qualified personnel.

If the product sustains damage requiring service, disconnect the product from all power sources and refer servicing to a Hewlett Packard Enterprise authorized service provider. Examples of damage requiring service include:




- The power cord, extension cord, or plug has been damaged.
- Liquid has been spilled on the product or an object has fallen into the product.
- The product has been exposed to rain or water.
- The product has been dropped or damaged.
- The product does not operate normally when you follow the operating instructions.









To reduce the risk of personal injury or damage to the product:

- Place the product away from radiators, heat registers, stoves, amplifiers, or other products that produce heat.
- Never use the product in a wet location.
- Avoid inserting foreign objects through openings in the product.
- Move products with casters carefully. Avoid quick stops and uneven surfaces.
- Turn down the volume before using headphones or other audio devices.

Symbols on equipment

The following symbols may be placed on equipment to indicate the presence of potentially hazardous conditions:

	This symbol in conjunction with any of the following symbols indicates the presence of a potential hazard. The potential for injury exists if warnings are not observed. Consult your documentation for specific details.
	This symbol indicates the presence of hazardous energy circuits or electric shock hazards. Refer all servicing to qualified personnel. WARNING: To reduce the risk of injury from electric shock hazards, do not open this enclosure. Refer all maintenance, upgrades, and servicing to qualified personnel.
	This symbol indicates the presence of electric shock hazards. The area contains no user or field-serviceable parts. Do not open for any reason. WARNING: To reduce risk of injury from electric shock hazards, do not open this enclosure.

	<p>This symbol on an RJ-45 receptacle indicates a Network Interface Connection.</p> <p>WARNING: To reduce risk of electric shock, fire, or damage to the equipment, do not plug telephone or telecommunications connectors into this receptacle.</p>
	<p>This symbol indicates the presence of a hot surface or hot component. If this surface is contacted, the potential for injury exists.</p> <p>WARNING: To reduce the risk of injury from a hot component, allow the surface to cool before touching.</p>
	<p>This symbol indicates the presence of a moving fan blade. If the spinning blades are contacted, the potential for injury exists.</p> <p>WARNING: Hazardous moving parts. Keep away from moving fan blades. To reduce the risk of injury from a hot component, allow the surface to cool before touching.</p>
 <p>OR</p> 	<p>These symbols on power supplies or systems indicate that the equipment is supplied by multiple sources of power.</p> <p>WARNING: To reduce the risk of injury from electric shock, remove all power cords to completely disconnect power from the system.</p>
 <p>Weight in kg. Weight in lb.</p>	<p>This symbol indicates that the component exceeds the recommended weight for one individual to handle safely.</p> <p>WARNING: To reduce the risk of personal injury or damage to the equipment, observe local occupational health and safety requirements and guidelines for manual material handling.</p>
	<p>A discharge of static electricity from a finger or other conductor may damage system boards or other static-sensitive devices. To prevent damage, observe antistatic precautions.</p>
	<p>This symbol indicates the presence of a laser device in the product that may exceed Class 1 limits. Refer to the product documentation for more information.</p>

Precautions for maintaining and servicing products

To reduce the risk of electric shock or damage to the equipment when installing, maintaining, or servicing products, observe the following precautions:

- Some products contain power supplies that are capable of producing hazardous energy levels. Refer to the documentation included with your product to determine whether it contains these power supplies. The installation of internal options and routine maintenance and service of this product should be performed by individuals who are knowledgeable about the procedures, precautions, and hazards associated with equipment containing hazardous energy levels.
- Allow the product to cool before removing covers and touching internal components.

- Do not use conductive tools that could bridge live parts.
- Remove all watches, rings, or loose jewelry when working in hot-plug areas of an energized server, storage, networking, or rack product.
- Do not attempt to defeat safety interlocks (where provided).
- Some products have covers or doors to access hot-plug components and may allow access to hazardous energy circuits or moving fans.
 - The doors should remain locked during normal operation.
 - OR
 - The server, storage, networking, or rack product should be installed in a controlled access location where only qualified personnel have access.
- Power down the equipment and disconnect all power cords before removing any access covers for non-hot-plug areas.
- Do not replace non-hot-plug components while power is applied to the product. First, shut down the product and disconnect all power cords.
- Do not exceed the level of repair specified in the procedures in the product documentation. All troubleshooting and repair procedures are detailed to allow only subassembly or module-level repair. Because of the complexity of the individual boards and subassemblies, do not attempt to make repairs at the component level or to make modifications to any printed wiring board. Improper repairs can create a safety hazard.
- For floor-standing products, install and extend bottom stabilizers before installing options and boards.
- Verify that the AC power supply branch circuit that provides power to the rack is not overloaded. This will reduce the risk of personal injury, fire, or damage to the equipment. The total rack load should not exceed 80 percent of the branch circuit rating. Consult the electrical authority having jurisdiction over your facility wiring and installation requirements.

Precautions for power products

Power cords

To reduce the risk of electric shock or damage to the equipment:

- Use an approved power cord. If you have questions about the type of power cord to use, contact your Hewlett Packard Enterprise authorized service provider.
- If you have not been provided with a power cord for your product or for any AC-powered option intended for your product, purchase a power cord that is approved for use in your country.
- You must use a power cord rated for your product and for the voltage and current marked on the electrical ratings label of the product. The voltage and current rating of the cord must be greater than the voltage and current rating marked on the product.
- Do not place objects on AC power cords or cables. Arrange them so that no one may accidentally step on or trip over them.
- Do not pull on a cord or cable. When unplugging from the electrical outlet, grasp the cord by the plug.
- Make sure that the total ampere rating of all products plugged into an extension cord or power strip does not exceed 80 percent of the ampere ratings limit for the extension cord or power strip.

- Do not disable the power cord grounding plug. The grounding plug is an important safety feature.
- Plug the power cord into a grounded (earthed) electrical outlet that is easily accessible at all times.

Power supplies

Hot-plug power supplies are not designed to be removed or installed with AC power connected to the power supply. To reduce the risk of electric shock or damage to the equipment when handling hot-plug power supplies:

- Install the power supply before connecting the power cord to the power supply.
- Unplug the power cord before removing the power supply from the product.
- If the system has multiple sources of power, you must unplug all AC power cords from the power supplies to completely disconnect power from the system.
- DC input power supplies do not connect directly to external bulk-level power systems (48/60Vdc battery power). They must be connected to a local power distribution unit (PDU) that provides a dedicated output with suitable overcurrent protection for each power supply. The overcurrent protection (circuit breaker/pluggable fuse module) must be sized according to the input rating of each power supply. Refer to the documentation provided with the DC-powered system.

Verify that the external power source connected to your product matches the type of power source indicated on the electrical ratings label. If you are not sure of the type of power source required, consult your Hewlett Packard Enterprise authorized service provider or local power company.

Uninterruptible power supply (UPS) products

- To reduce the risk of electric shock and/or equipment damage when installing or servicing UPS products:
 - The installation of options and routine maintenance and service of UPS products must be performed by trained service technicians who are knowledgeable about the procedures, precautions, and hazards associated with AC power products.
 - Hardwired UPS products require a direct connection to an AC branch circuit (AC mains). Connection should only be performed in accordance with National Electrical Code (NFPA70) Article 310 in North America or the equivalent local and national wiring regulations.
 - Use a Lockout/Tagout procedure to isolate hardwired UPS products from AC power before servicing the product or replacing a non-hot-plug component.
 - Do not operate a UPS that is disconnected from AC power. Use the TEST/ALARM RESET button to test the batteries. Disconnect all protected loads before disconnecting the UPS from AC power.
 - Pluggable UPS products must be disconnected and unplugged from AC power before servicing the product or replacing a non-hot-plug component.
 - Do not overload the output of the UPS. The total connected load should not exceed the rated output.
 - To reduce the risk of electric shock due to high leakage currents, ensure that there is a reliable grounded (earthed) connection before connecting power distribution products to AC power.

If a large number of products will be connected to a single UPS, it may be necessary to conduct an evaluation of the installation to verify the total amount of leakage current.

The total combined leakage current should not exceed 5 percent of the input current for the UPS and associated load.

- For rack installations, do not exceed the maximum number of UPS products in any single equipment rack.
- For rack installations, install the UPS only at the bottom of a rack.
- To reduce the risk of personal injury or damage to equipment when installing a Remote Emergency Power Off (REPO) port:
 - The REPO port must be wired by a licensed electrician.
 - Verify that the main AC power disconnect device for the UPS is locked and/or tagged in the OFF position before wiring the REPO port.
 - In North America, the REPO circuit must comply with the NEC (NFPA 70, Article 725) for a Class 2 circuit. In other geographical regions or countries, the REPO port wiring must comply with the national and local standards in the area in which the product is installed.
- To reduce the risk of personal injury from electric shock or damage to equipment when installing or servicing batteries:
 - Make sure that only trained service personnel handle or connect the batteries.
 - Remove watches, rings, or other metal objects prior to working with the equipment.
 - Use tools with insulated handles.
 - On products with remote external batteries, do not attempt to replace batteries unless all battery circuit breakers are in the OFF (down) position. These are hazardous voltage batteries.
- This product may contain sealed lead-acid or lithium-ion batteries. To reduce the risk of fire or chemical burns:
 - Do not attempt to recharge batteries after they have been removed from the equipment.
 - Do not disassemble, crush, or puncture the batteries.
 - Do not short the external contacts of the batteries.
 - Do not immerse the batteries in water.
 - Do not expose the batteries to temperatures higher than 60°C or dispose of in fire.
 - Use only the Hewlett Packard Enterprise spare battery designated for this equipment.

Power distribution units (PDUs)

To reduce the risk of electric shock and/or equipment damage when installing or servicing PDUs:

- The installation and routine maintenance and service of PDUs must be performed by trained service technicians who are knowledgeable about the procedures, precautions, and hazards associated with AC power products.
- Hardwired PDUs require a direct connection to an AC branch circuit (AC mains). Connection should only be performed in accordance with National Electrical Code (NFPA70 Article 310) in North America, or in other regions or countries, in accordance with the equivalent local and national wiring regulations.

- A reliable grounded (earthed) connection should be checked before connecting PDUs.
- Use a Lockout/Tagout procedure to isolate hardwired PDUs from AC power before servicing or replacing the product.
- Pluggable PDUs must be disconnected from the product and unplugged from the AC electrical outlet before servicing or replacing the product.
- Permanently connected PDUs must be disconnected from the product and the external power source before servicing or replacing the product.
- Do not overload the output of PDUs. The total connected load should not exceed rated input power.
- To reduce the risk of electric shock due to high leakage currents, ensure that there is a reliable grounded (earthed) connection before connecting power distribution products to AC power.

If a large number of products will be connected to a single PDU, it may be necessary to conduct an evaluation of the installation to verify the total amount of leakage current. The total combined leakage current should not exceed 5 percent of the input current for the PDU and associated load.

Grounding

Depending on the product model, your product will be classified either as a safety Class I or safety Class II-compliant device. Class I devices require a connection to earth ground (3-terminal plug); Class II devices incorporate a 2-terminal plug.

- **Class I:** There must be an uninterruptible safety earth ground from the main power source to the product's power cord or supplied power cord set. Whenever it is likely that the protection has been impaired, disconnect the power cord until the ground has been restored.
- **Class II:** Safety Class II-compliant devices include supplemental insulation to protect against electric shock, and do not require a connection to earth ground.

For LAN connections:

- If your LAN covers an area served by more than one power distribution system, be sure their safety grounds are securely interconnected.
- LAN cables may occasionally be subject to hazardous transient voltages (such as lightning or disturbances in the electrical utilities power grid). Handle exposed metal components of the network with caution.
- This product and all interconnected equipment must be installed indoors within the same building, including all associated LAN connections as described by Environment A of the IEEE 802.3af standard.

Earth leakage current

To reduce the risk of electric shock due to high leakage currents, ensure that there is a reliable grounded (earthed) connection before connecting power distribution products to AC power.

Observe the following limits when connecting the product to AC power distribution devices:

- For UPS products and PDUs that have attached AC power cords or are directly wired to the building power, the total combined leakage current should not exceed 5 percent of the rated input current for the device.
- For UPS products and PDUs that have detachable AC power cords, the total combined leakage current should not exceed 3.5mA.

Electrostatic discharge (ESD)

When handling any electronic component or assembly (such as a PCI card or memory DIMM), you must observe the following antistatic precautions to prevent damage. An ESD kit (Hewlett Packard Enterprise P/N A3024-80004) is available (or supplied with memory additions). This kit contains one wrist strap, one conductive sheet, and one antistatic foam pad.

- Always disconnect power from the server and wear a grounded wrist strap when working around the server.
- Always wear a grounded wrist strap when handling printed circuit boards.
- Treat all assemblies, components, and interface connections as static sensitive.
- Avoid working in carpeted areas and keep body movement to a minimum while removing or installing boards to minimize buildup of static charge.

Voltage selection

- On products that have voltage select switches, make sure that the switch is set for the type of voltage you use (115 VAC or 230 VAC).
- Do not attempt to power the product with voltage converter kits sold for appliances.

Batteries

⚠ WARNING! Some Hewlett Packard Enterprise products may contain internal replaceable battery cells or battery packs. There is risk of fire, burns, or explosion if the battery pack is not handled properly. To reduce the risk of personal injury:

- Do not attempt to recharge the battery.
 - Do not disassemble, crush, puncture, short external contacts, or dispose of the battery in fire or water.
 - Replace only with the Hewlett Packard Enterprise spare battery designated for this product. Dispose of used batteries according to the manufacturer's instructions and local disposal requirements.
 - For battery holders (for example, coin cells), observe the correct polarity when changing the battery/cell. There is a danger of explosion if the battery is installed incorrectly.
-

Hinweise zu Batterien und Akkus



VORSICHT: Dieses Produkt enthält unter Umständen eine Batterie oder einen Akku.

- Versuchen Sie nicht, Batterien und Akkus außerhalb des Geräts wieder aufzuladen.
- Schützen Sie Batterien und Akkus vor Feuchtigkeit und Temperaturen über 60°.
- Verwenden Sie Batterien und Akkus nicht missbräuchlich, nehmen Sie sie nicht auseinander und vermeiden Sie mechanischen Beschädigungen jeglicher Art.
- Vermeiden Sie Kurzschlüsse, und setzen Sie die Batterien und Akkus weder Wasser noch Feuer aus.
- Ersetzen Sie Batterien und Akkus nur durch die von Hewlett Packard Enterprise vorgesehenen Ersatzteile.

Batterien und Akkus dürfen nicht über den normalen Hausmüll entsorgt werden. Um sie der Wiederverwendung oder dem Sondermüll zuzuführen, nutzen Sie die öffentlichen Sammelstellen, oder setzen Sie sich bezüglich der Entsorgung mit einem Hewlett Packard Enterprise Partner in Verbindung.

Weitere Informationen zum Austausch von Batterien und Akkus oder zur sachgemäßen Entsorgung erhalten Sie bei Ihrem Hewlett Packard Enterprise Partner oder Servicepartner.

Istruzioni per la batteria



AVVERTENZA: Questo dispositivo può contenere una batteria.

- Non tentare di ricaricare le batterie se rimosse.
- Evitare che le batterie entrino in contatto con l'acqua o siano esposte a temperature superiori a 60 °C.
- Non smontare, schiacciare, forare o utilizzare in modo improprio la batteria.
- Non accorciare i contatti esterni o gettare in acqua o sul fuoco la batteria.
- Sostituire la batteria solo con i ricambi Hewlett Packard Enterprise previsti a questo scopo.

Le batterie e gli accumulatori non devono essere smaltiti insieme ai rifiuti domestici. Per procedere al riciclaggio o al corretto smaltimento, utilizzare il sistema di raccolta pubblico dei rifiuti o restituirli a Hewlett Packard Enterprise, ai partner ufficiali Hewlett Packard Enterprise o ai relativi rappresentanti.

Per ulteriori informazioni sulla sostituzione e sullo smaltimento delle batterie, contattare un Partner Ufficiale o un Centro di assistenza autorizzato.

Fuse replacement



CAUTION: For continued protection against risk of fire, replace fuses only with fuses of the same type and the same rating. Disconnect power before changing fuses.

Precautions for products installed in racks and cabinets

Materials handling

To reduce the risk of personal injury or damage to the equipment:

- Observe local occupational health and safety requirements and guidelines for handling materials.
- Obtain assistance to lift and stabilize the product during installation or removal.
- Remove all pluggable power supplies and modules to reduce the weight of the product.
- Be careful when pressing the rail release latches and sliding the product into the rack. The slide rails could pinch your fingertips.

Rack stability

To reduce the risk of personal injury or damage to the equipment, the rack must be secured adequately to prevent it from becoming unstable and/or falling over.

- Extend the leveling jacks to the floor.
- Ensure that the full weight of the rack rests on the leveling jacks.
- Install stabilizing feet on the rack.
- In a multiple-rack installation, fasten the racks together securely.
- Extend only one rack component at a time. Racks can become unstable if more than one component is extended.
- Load the rack from the bottom up, starting with the heaviest component.
- Ensure that the component is properly mated with the rails, or the rails may be unstable.
- Do not attempt to move a fully loaded rack. Remove components from the rack before moving it.
- Do not attempt to move a rack on an incline that is greater than 10 degrees from horizontal.

Cabinet safety

⚠ WARNING! Cabinets are heavy even when empty. Exercise caution when moving cabinets whether equipment is installed in the cabinet or not. Avoid rolling cabinets on rough or uneven surfaces or inclines greater than 10 degrees. Unloading cabinets from the pallet and movement of cabinets should be performed by at least two people.

Slideable products are not to be extended from the cabinet while the equipment is on the shipping pallet. The cabinet must be unloaded from the pallet and all anti-tip devices properly installed prior to extending any slideable product.

Once installed, all anti-tip devices must remain in place to maintain stability. Only one slideable product must be extended at a time.

Failure to follow these precautions can result in damage to equipment or injury to personnel.

Precautions for modems, telecommunications, or LAN options

To reduce the risk of exposure to shock from telephone ringing voltages:

- Do not connect or use a modem or telephone (other than a cordless type) during a lightning storm.
- Do not use a telephone line to report a gas leak while you are in the vicinity of the leak.
- Do not connect or use a modem or telephone cable in a wet location.

- Disconnect the modem cable from the wall socket before opening a product enclosure, touching or installing internal components, or touching an uninsulated modem cable or jack.
- Do not plug telecommunications or telephone connectors into the NIC receptacles.

2 Environmental notices

Hewlett Packard Enterprise is committed to providing our customers with information about the chemical substances in our products as needed to comply with legal requirements such as REACH (Regulation EC No 1907/2006 of the European Parliament and the Council). A chemical information report for this product can be found at <http://www.hpe.com/info/reach>.

For Hewlett Packard Enterprise product environmental and safety information and compliance data, including RoHS and REACH, see <http://www.hpe.com/info/ecodata>.

For Hewlett Packard Enterprise environmental information, including company programs, product recycling, and energy efficiency, see <http://www.hpe.com/info/environment>.

Waste Electrical and Electronic Equipment (WEEE) Directive

For details about the European Union (EU) WEEE Directive, see [WEEE Information for Users](#) or go to the website <http://www.hpe.com/recycle>.

Battery replacement notices



Batteries, battery packs, and accumulators should not be disposed of together with the general household waste. To forward them to recycling or proper disposal, use the public collection system or return them to Hewlett Packard Enterprise, an authorized Hewlett Packard Enterprise Partner, or their agents.

For more information about battery replacement or proper disposal, contact an authorized reseller or an authorized service provider.



Não descarte o produto eletrônico em lixo comum

IMPORTADO E DISTRIBUÍDO NO BRASIL POR:

HEWLETT PACKARD BRASIL LTDA

AV. JOSÉ LUIZ MAZZALI, N. 360 – GALPÃO B – PARTE 1 – BAIRRO

RESIDENCIAL BURCK – LOUVEIRA/SP – CEP: 13290-000

CNPJ: 61.797.924/0007-40

Centro de Informações: 0800-7102029

Este produto eletrônico e seus componentes não devem ser descartados no lixo comum, pois embora estejam em conformidade com padrões mundiais de restrição a substâncias nocivas, podem conter, ainda que em quantidades mínimas, substâncias impactantes ao meio ambiente. Ao final da vida útil deste produto, o usuário deverá entregá-lo à HPE. A não observância dessa orientação sujeitará o infrator às sanções previstas em lei.

Após o uso, as pilhas e/ou baterias dos produtos HPE deverão ser entregues ao estabelecimento comercial ou rede de assistência técnica autorizada pela HPE.

Para maiores informações, inclusive sobre os pontos de recebimento, acesse:

<http://www.hp.com.br/reciclar>



RoHS material content declarations

China RoHS material content declaration

Chinese version:

<http://www8.hp.com/us/en/hpe/hp-information/livingprogress/environmentalprogress/chinarohs.html>

English version:

<http://www8.hp.com/us/en/hpe/hp-information/livingprogress/environmentalprogress/chinarohs-english.html>

China RoHS Hazardous Substances table

产品中有害物质的名称及含量
根据中国《电器电子产品有害物质限制使用管理办法》

部件名称	限用物質及其化學符號					
	铅(Pb)	汞(Hg)	镉(Cd)	六价铬 (Cr(VI))	多溴联苯 (PBB)	多溴二苯醚 (PBDE)
电池	0	0	0	0	0	0
传输线和网路线	0	0	0	0	0	0
断路器	X	0	0	0	0	0
冷却 & 加热系统	0	0	0	0	0	0
磁盘控制器	X	0	0	0	0	0
外部机箱	X	0	0	0	0	0
风扇	0	0	0	0	0	0
液晶显示器	X	0	0	0	0	0
硬盘(HDD)	X	0	0	0	0	0
液压 / 气压系统	0	0	0	0	0	0
键盘	0	0	0	0	0	0
介质 (CD/DVD/光盘驱动器)	0	0	0	0	0	0
记忆体	0	0	0	0	0	0
鼠标	0	0	0	0	0	0
其他机械组装设备	X	0	0	0	0	0
电源/电源适配器	X	0	0	0	0	0
印刷电路组件 (PCAs)	X	0	0	0	0	0
天线	X	0	0	0	0	0

本表格依据SJ/T 11364 的规定编制

O: 表示该有害物质在该部件所有均质材料中的含量均在GB/T 26572 规定的限量要求以下

X: 表示该有害物质至少在该部件的某一均质材料中的含量超出GB/T 26572规定的限量要求

此表中所有名称中含“X”的部件均符合欧盟 RoHS 立法

注: 环保使用期限的参考标识取决于产品正常工作的温度和湿度等条



除非另有标明, 此电子电气产品有害物质限制使用 (EFUP) 标签适用于所有 HPE Group 产品。x

India RoHS material content declaration

This product complies with the “India E-waste (Management) Rules, 2016” and prohibits use of lead, mercury, hexavalent chromium, polybrominated biphenyls or polybrominated diphenyl ethers in concentrations exceeding 0.1 weight % and 0.01 weight % for cadmium, except for the exemptions set in Schedule II of the Rule.

India RoHS quarterly declaration

Taiwan RoHS Hazardous Substances table

台灣應施檢驗產品除排除項目以外之限用物質其含量未超出百分比含量基準值之標示

單元	限用物質及其化學符號					
	鉛 (Pb)	汞 (Hg)	鎘 (Cd)	六價鉻 (Cr(VI))	多溴聯苯 (PBB)	多溴二苯醚 (PBDE)
電池	0	0	0	0	0	0
傳輸線和網路線	0	0	0	0	0	0
斷路器	-	0	0	0	0	0
冷卻 & 加熱系統	0	0	0	0	0	0
磁盤控制器	-	0	0	0	0	0
外殼	-	0	0	0	0	0
風扇	0	0	0	0	0	0
液晶顯示器	-	0	0	0	0	0
存取裝置 (HDD)	-	0	0	0	0	0
液壓 / 氣壓系統	0	0	0	0	0	0
鍵盤	0	0	0	0	0	0
影音設備 (CD/DVD/光盤驅動器)	0	0	0	0	0	0
記憶體	0	0	0	0	0	0
滑鼠	0	0	0	0	0	0
其他機械組裝設備	-	0	0	0	0	0
變壓器/電源供應器	-	0	0	0	0	0
印刷電路零組件 (PCAs)	-	0	0	0	0	0
無線網路線	-	0	0	0	0	0

備考1. "0" 係指該項限用物質之百分比含量未超出百分比含量基準值。

備考2. "-" 係指該項限用物質為排除項目。

Turkey RoHS material content declaration

Türkiye Cumhuriyeti: EEE Yönetmeliğine Uygundur

Ukraine RoHS material content declaration

Обладнання відповідає вимогам Технічного регламенту щодо обмеження використання деяких небезпечних речовин в електричному та електронному обладнанні, затвердженого постановою Кабінету Міністрів України від 3 грудня 2008 № 1057

Perchlorate material — Special handling may apply

Perchlorate material - special handling may apply. See <http://www.dtsc.ca.gov/hazardouswaste/perchlorate/>.

This product's real-time clock battery or coin cell battery may contain perchlorate and may require special handling when recycled or disposed of in California.

European Union Commission Regulation 1275/2008

The power data for affected products—including the power consumption of the product in networked standby if all wired network ports are connected and all wireless network ports are activated—is provided in section P14, “Additional information,” of the product IT ECO Declaration available at https://www.hpe.com/global/livingprogress/environmentalprogress/productdata/iteconetworking_hpe.html.

3 Regulatory compliance notices

Regulatory compliance identification numbers

For the purpose of regulatory compliance certifications and identification, this product has been assigned a unique regulatory model number. The regulatory model number can be found on the product nameplate label, along with all required approval markings and information. When requesting compliance information for this product, always refer to this regulatory model number. The regulatory model number is not the marketing name or model number of the product.

Federal Communications Commission notice

This device complies with Part 15 of the FCC Rules. Operation is subject to the following two conditions: (1) this device may not cause harmful interference, and (2) this device must accept any interference received, including interference that may cause undesired operation.

For questions regarding this product, go to the Hewlett Packard Enterprise Support Center website:

<http://www.hpe.com/support/hpesc>

For questions regarding this FCC declaration, contact us by mail or telephone:

- Hewlett Packard Enterprise
3000 Hanover Street
Palo Alto, CA 94304 U.S.
- 1-281-514-3333

To identify the product, refer to the part, series, or model number found on the product.

Part 15 of the Federal Communications Commission (FCC) Rules and Regulations has established Radio Frequency (RF) emission limits to provide an interference-free radio frequency spectrum. Many electronic devices, including computers, generate RF energy incidental to their intended function and are, therefore, covered by these rules. These rules place computers and related peripheral devices into two classes, A and B, depending upon their intended installation. Class A devices are those that may reasonably be expected to be installed in a business or commercial environment. Class B devices are those that may reasonably be expected to be installed in a residential environment (for example, personal computers). The FCC requires devices in both classes to bear a label indicating the interference potential of the device as well as additional operating instructions for the user.

FCC rating label

The FCC rating label on the device shows the classification (A or B) of the equipment. Class B devices have an FCC logo or ID on the label. Class A devices do not have an FCC logo or ID on the label. After you determine the class of the device, refer to the corresponding statement.

Class A equipment

This equipment has been tested and found to comply with the limits for a Class A digital device, pursuant to Part 15 of the FCC rules. These limits are designed to provide reasonable protection against harmful interference when the equipment is operated in a commercial environment. This equipment generates, uses, and can radiate radio frequency energy and, if not installed and used in accordance with the instructions, may cause harmful interference to radio communications. Operation of this equipment in a residential area is likely to cause harmful interference, in which case the user will be required to correct the interference at personal expense.

Class B equipment

This equipment has been tested and found to comply with the limits for a Class B digital device, pursuant to Part 15 of the FCC Rules. These limits are designed to provide reasonable protection against harmful interference in a residential installation. This equipment generates, uses, and can radiate radio frequency energy and, if not installed and used in accordance with the instructions, may cause harmful interference to radio communications. However, there is no guarantee that interference will not occur in a particular installation. If this equipment does cause harmful interference to radio or television reception, which can be determined by turning the equipment off and on, the user is encouraged to try to correct the interference by one or more of the following measures:

- Reorient or relocate the receiving antenna.
- Increase the separation between the equipment and receiver.
- Connect the equipment into an outlet on a circuit that is different from that to which the receiver is connected.
- Consult the dealer or an experienced radio or television technician for help.

Modification

The FCC requires the user to be notified that any changes or modifications made to this device that are not expressly approved by Hewlett Packard Enterprise may void the user's authority to operate the equipment.

Cables

Connections to this device must be made with shielded cables (except for RJ-45 cables) with metallic RFI/EMI connector hoods in order to maintain compliance with FCC Rules and Regulations.

Global notice for Class A equipment

Operation of this equipment in a residential environment could cause radio interference.

Notices for Canada (Avis Canadien)

Class A equipment

This Class A digital apparatus meets all requirements of the Canadian Interference-Causing Equipment Regulations. CAN ICES-3(A)/NMB-3(A)

Cet appareil numérique de la class A respecte toutes les exigences du Règlement sur le matériel brouilleur du Canada.

Class B equipment

This Class B digital apparatus meets all requirements of the Canadian Interference-Causing Equipment Regulations. CAN ICES-3(B)/NMB-3(B)

Cet appareil numérique de la class B respecte toutes les exigences du Règlement sur le matériel brouilleur du Canada.

Notices for China

Class A equipment

声明

此为 A 级产品，在生活环境中，该产品可能会造成无线电干扰。在这种情况下，可能需要用户对其干扰采取可行的措施。

Trusted Platform Module (TPM) – China Import Restrictions

HEWLETT PACKARD ENTERPRISE SPECIAL REMINDER: Before enabling TPM functionality on this system, you must ensure that your intended use of TPM complies with relevant local laws, regulations and policies, and approvals or licenses must be obtained if applicable.

For any compliance issues arising from your operation/usage of TPM which violates the above mentioned requirement, you shall bear all the liabilities wholly and solely. Hewlett Packard Enterprise will not be responsible for any related liabilities.

惠普特别提醒：在您启用系统中的TPM功能前，请务必确认您对TPM的使用遵守当地的相关法律、法规及政策，并已事先获得所需的一切批准及许可（如适用）。因您未获得相应的操作/使用许可而导致的违规问题，皆由您自行承担全部责任，与惠普无涉。

Notices for European Union

European Union Regulatory Notice

Products bearing the CE marking comply with applicable EU Directives:



Compliance with such directives is assessed using applicable European Harmonised Standards. The Declaration of Conformity can be found at the website <http://www.hpe.com/eu/certificates>. (Search with the product model name or its Regulatory Model Number (RMN), which may be found on the regulatory label.)

The point of contact for regulatory matters is HPE, Postfach 0001, 1122 Wien, Austria.

Products with wireless functionality (EMF)

This product meets the provisions of the EU's Council recommendation 1999/519/EC on the limitation of the exposure of the general public to electromagnetic fields (0 Hz to 300 GHz). This product may incorporate a radio transmitting and receiving device. For products with wireless functionality, a separation distance of 20 cm between the body of the user and the antenna ensures that the RF exposure levels comply with the EU requirements.

Restrictions for product with wireless functionality

For products with 5 GHz WLAN functionality: when operating in the frequency band 5150 to 5350 MHz, this product is restricted to indoor use only.

Notices for Japan

VCCI notice

ご使用になっている装置に VCCI マークが付いていましたら、次の説明文をお読み下さい。

この装置は、クラス B 情報技術装置です。この装置は、家庭環境で使用することを目的としていますが、この装置がラジオやテレビジョン受信機に近接して使用されると、受信障害を引き起こすことがあります。取扱説明書に従って正しい取り扱いをして下さい。

VCCI-B

VCCI マークが付いていない場合には、次の点にご注意下さい。

この装置は、クラス A 情報技術装置です。この装置を家庭環境で使用すると電波妨害を引き起こすことがあります。この場合には使用者は適切な対策を講ずるよう要求されることがあります。

VCCI-A

Power cord statement

製品には、同梱された電源コードをお使い下さい。
同梱された電源コードは、他の製品では使用出来ません。

Notices for Korea

Class A equipment

A급 기기 (업무용 방송통신기기)	이 기기는 업무용(A급)으로 전자파적합등록을 한 기기이오니 판매자 또는 사용자는 이 점을 주의하시기 바라며, 가정 외의 지역에서 사용하는 것을 목적으로 합니다.
-----------------------	---

Class B equipment

B급 기기 (가정용 방송통신기기)	이 기기는 가정용(B급)으로 전자파적합등록을 한 기기로서 주로 가정에서 사용하는 것을 목적으로 하며, 모든 지역에서 사용할 수 있습니다.
-----------------------	--

Notices for Taiwan

BSMI notices

Class A EMI warning message

警告使用者：

此為甲類資訊技術設備，於居住環境中使用時，可能會造成射頻擾動，在此種情況下，使用者會被要求採取某些適當的對策。

Battery replacement notice

警 告

本電池如果更換不正確會有爆炸的危險
請依製造商說明書處理用過之電池

UPS (less than 16A output current)

警語：本產品是第2類UPS，在住宅環境可能引起輻射干擾，若有該情形時，使用者可能需要採取額外的措施。

UPS (greater than 16A output current)

警語：本產品是在第2類環境中供商業和工業使用，為避免擾動產生，可能需要一些安裝限制或額外的措施。

輸出的電纜長度，網路纜線長度，接線使用上，由專業人員安裝，長度不會超過**10**米。

Belarus Kazakhstan Russia marking



Manufacturer and Local Representative Information

Manufacturer information:

- Hewlett Packard Enterprise Company, 3000 Hanover Street, Palo Alto, CA 94304 U.S.

Local representative information Russian:

- **Russia:**

ООО «Хьюлетт Паккард Энтерпрайз», Российская Федерация, 125171, г. Москва, Ленинградское шоссе, 16А, стр.3, Телефон/факс: +7 495 797 35 00

- **Belarus:**

ИООО «Хьюлетт-Паккард Бел», Республика Беларусь, 220030, г. Минск, ул. Интернациональная, 36-1, Телефон/факс: +375 17 392 28 18

- **Kazakhstan:**

ТОО «Хьюлетт-Паккард (К)», Республика Казахстан, 050040, г. Алматы, Бостандыкский район, проспект Аль-Фараби, 77/7, Телефон/факс: + 7 727 355 35 50

Local representative information Kazakh:

- **Russia:**

ЖШС "Хьюлетт Паккард Энтерпрайз" Ресей Федерациясы, 125171, Мәскеу, Ленинград тас жолы, 16А блок 3, Телефон/факс: +7 495 797 35 00

- **Belarus:**

«HEWLETT-PACKARD Bel» ЖШС, Беларусь Республикасы, 220030, Минск қ., Интернациональная көшесі, 36/1, Телефон/факс: +375 17 392 28 18

- **Kazakhstan:**

ЖШС «Хьюлетт-Паккард (К)», Қазақстан Республикасы, 050040, Алматы қ., Бостандық ауданы, Әл-Фараби даңғылы, 77/7, Телефон/факс: +7 727 355 35 50

Manufacturing date:

The manufacturing date is defined by the serial number.

CCSYWWZZZZ (serial number format for this product)

Valid date formats include:

- YWW, where Y indicates the year counting from within each new decade, with 2000 as the starting point; for example, 238: 2 for 2002 and 38 for the week of September 9. In addition, 2010 is indicated by 0, 2011 by 1, 2012 by 2, 2013 by 3, and so forth.
- YYWW, where YY indicates the year, using a base year of 2000; for example, 0238: 02 for 2002 and 38 for the week of September 9.

Wireless devices

In some environments, the use of wireless devices might be restricted. Such restrictions might apply on airplanes, in hospitals, near explosives, or in other hazardous locations. Before you turn on this product, be sure that you understand local policies and have proper authorization.

- ⚠ WARNING! Exposure to Radio Frequency Radiation:** The radiated output power of this device is below the FCC radio exposure limits. Nevertheless, the device should be used in such a manner that the potential for human contact during normal operation is minimized. To avoid the possibility of exceeding the FCC radio frequency exposure limits, human proximity to the antennas should not be less than 20 cm (8 inches) during normal operation.

Brazilian notice

Este equipamento opera em caráter secundário, isto é, não tem direito a proteção contra interferência prejudicial, mesmo de estações do mesmo tipo, e não pode causar interferência a sistemas operando em caráter primário.

Canadian notice

Wireless operation is subject to two conditions. The first is that the wireless device may not cause interference. The second is that the wireless device must accept any interference, including interference that may cause undesired operation of the device.

Japanese notice

この機器の使用周波数帯では、電子レンジ等の産業・科学・医療用機器のほか工場の製造ライン等で使用されている移動体識別用の構内無線局（免許を要する無線局）及び特定小電力無線局（免許を要しない無線局）が運用されています。

- 1 この機器を使用する前に、近くで移動体識別用の構内無線局及び特定小電力無線局が運用されていないことを確認して下さい。
- 2 万一、この機器から移動体識別用の構内無線局に対して電波干渉の事例が発生した場合には、速やかに使用周波数を変更するか又は電波の発射を停止した上、下記連絡先にご連絡頂き、混信回避のための処置等（例えば、パーティションの設置など）についてご相談して下さい。
- 3 その他、この機器から移動体識別用の特定小電力無線局に対して電波干渉の事例が発生した場合など何かお困りのことが起きたときは、次の連絡先へお問い合わせ下さい。

連絡先：日本ヒューレット・パッカード株式会社 TEL：0120-014121

Mexican notice

La operación de este equipo está sujeta a las siguientes dos condiciones: (1) es posible que este equipo o dispositivo no cause interferencia perjudicial y (2) este equipo o dispositivo debe aceptar cualquier interferencia, incluyendo la que pueda causar su operación no deseada.

低功率電波輻射性電機管理辦法

第十二條 經型式認證合格之低功率射頻電機，非經許可，公司、商號或使用者均不得擅自變更頻率、加大功率或變更原設計之特性及功能。

第十四條 低功率射頻電機之使用不得影響飛航安全及干擾合法通信；經發現有干擾現象時，應立即停用，並改善至無干擾時方得繼續使用。
前項合法通信，指依電信規定作業之無線電信。低功率射頻電機須忍受合法通信或工業、科學及醫療用電波輻射性電機設備之干擾。

Laser compliance notices

This device may contain a laser that is classified as a Class 1 Laser Product in accordance with U.S. FDA regulations and the IEC 60825-1. The product does not emit hazardous laser radiation.

Each laser product complies with 21 CFR 1040.10 and 1040.11 (except for deviations pursuant to Laser Notice No. 50, dated May 27, 2001) and with IEC 60825-1.



WARNING! Use of controls or adjustments or performance of procedures other than those specified herein or in the laser product's installation guide may result in hazardous radiation exposure. To reduce the risk of exposure to hazardous radiation:

- Do not try to open the module enclosure. There are no user-serviceable components inside.
- Do not operate controls, make adjustments, or perform procedures to the laser device other than those specified herein.
- Allow only Hewlett Packard Enterprise Authorized Service technicians to repair the unit.



VORSICHT: Dieses Gerät enthält möglicherweise einen Laser, der nach den US-amerikanischen FDA-Bestimmungen und nach IEC 60825-1 als Laserprodukt der Klasse 1 zertifiziert ist. Gesundheitsschädliche Laserstrahlen werden nicht emittiert.

Die Anleitungen in diesem Dokument müssen befolgt werden. Bei Einstellungen oder Durchführung sonstiger Verfahren, die über die Anleitungen in diesem Dokument bzw. im Installationshandbuch des Lasergeräts hinausgehen, kann es zum Austritt gefährlicher Strahlung kommen. Zur Vermeidung der Freisetzung gefährlicher Strahlungen sind die folgenden Punkte zu beachten:

- Versuchen Sie nicht, die Abdeckung des Lasermoduls zu öffnen. Im Inneren befinden sich keine Komponenten, die vom Benutzer gewartet werden können.
- Benutzen Sie das Lasergerät ausschließlich gemäß den Anleitungen und Hinweisen in diesem Dokument.
- Lassen Sie das Gerät nur von einem Hewlett Packard Enterprise Servicepartner reparieren.



AVVERTENZA: AVVERTENZA Questo dispositivo può contenere un laser classificato come prodotto laser di Classe 1 in conformità alle normative US FDA e IEC 60825-1. Questo prodotto non emette radiazioni laser pericolose.

L'eventuale esecuzione di comandi, regolazioni o procedure difformi a quanto specificato nella presente documentazione o nella guida di installazione del prodotto può causare l'esposizione a radiazioni nocive. Per ridurre i rischi di esposizione a radiazioni pericolose, attenersi alle seguenti precauzioni:

- Non cercare di aprire il contenitore del modulo. All'interno non vi sono componenti soggetti a manutenzione da parte dell'utente.
- Non eseguire operazioni di controllo, regolazione o di altro genere su un dispositivo laser ad eccezione di quelle specificate da queste istruzioni.
- Affidare gli interventi di riparazione dell'unità esclusivamente ai tecnici dell'Assistenza autorizzata Hewlett Packard Enterprise.

Index

B

- batteries
 - replacement notices, 15
 - safety precautions, 9, 11
- Belarus Kazakhstan Russia EAC marking, 25
- BSMI notices, 24

C

- cabinet safety, 13
- CE compliance marking
 - European Union Regulatory Notice, 22
- China import restrictions
 - Trusted Platform Module (TPM), 22
- China RoHS Hazardous Substances table, 16
- China RoHS material content declaration, 16

D

- Declaration of Conformity
 - European Union Regulatory Notice, 22

E

- EAC marking
 - Belarus Kazakhstan Russia, 25
- earth leakage current, 10
- electromagnetic interference (EMI)
 - cable connector hoods, 21
- electrostatic discharge (ESD), 11
- EMC compliance notices, 20
- EMF (electromagnetic fields)
 - European Union Regulatory Notice, 22
- environmental notices, 15
 - battery replacement and disposal, 15
 - European Union Commission Regulation 1275/2008, 19
 - perchlorate, 18
 - REACH, 15
 - RoHS, 15
 - WEEE, 15
- equipment symbols, 5
- ESD kit, 11
- EuroAsian Economic Commission (EAC), 25
- European Union Commission Regulation 1275/2008, 19
- European Union Regulatory Notice
 - CE compliance marking, 22
 - Declaration of Conformity, 22
 - products with wireless functionality (EMF), 22

F

- FCC notice, 20
- FCC rating label, 20
 - Class A equipment, 20
 - Class B equipment, 21
- fuse replacement, 12

G

- grounding

- earth leakage current, 10
- ESD, 11
- safety precautions, 10

L

- laser compliance notices, 29

M

- maintaining and servicing products
 - safety precautions, 6
- materials handling
 - products installed in racks and cabinets, 13
- modems
 - safety precautions, 13

P

- perchlorate material
 - safety precautions, 18
- power cords
 - safety precautions, 7
- power distribution units (PDUs)
 - safety precautions, 9
- power supplies
 - safety precautions, 8
- products installed in racks and cabinets
 - materials handling, 13
 - safety precautions, 13
- products with wireless functionality (EMF), 22

R

- rack stability, 13
- radio frequency (RF) emission limits
 - FCC notice, 20
- radio frequency interference (RFI)
 - cable connector hoods, 21
- REACH, 15
- recycling notices, 15
- regulatory compliance identification numbers, 20
- regulatory compliance notices, 20
 - BSMI, 24
 - Canada (Avis Canadien), 21
 - China, 22
 - European Union, 22
 - FCC, 20
 - global notice for Class A equipment, 21
 - identification numbers, 20
 - Japan, 23
 - Korea, 23
 - laser notices, 29
 - recycling notices, 15
 - Taiwan, 24
 - WEEE Directive, 15
 - wireless devices, 27
- regulatory information
 - Turkey RoHS material content declaration, 17
 - Ukraine RoHS material content declaration, 17
- regulatory model number, 20

- Remote Emergency Power Off (REPO) port
 - safety precautions, 9
- RoHS Hazardous Substances table
 - China, 16
 - Taiwan, 17
- RoHS material content declarations
 - China, 16

S

- safety precautions, 5
 - batteries, 9, 11
 - cabinets, 13
 - fuse replacement, 12
 - general, 5
 - grounding, 10
 - maintaining and servicing products, 6
 - modems, 13
 - modems, telecommunications, or LAN options, 13
 - PDUs, 9
 - power cords, 7
 - power products, 7
 - power supplies, 8
 - products installed in racks and cabinets, 13
 - REPO port, 9
 - telecommunications equipment, 13
 - UPS, 8
 - voltage selection, 11
- substances
 - environmental notices, 15
 - perchlorate material, 18
 - RoHS material content declarations, 16
- symbols on equipment, 5

T

- Taiwan RoHS Hazardous Substances table, 17
- telecommunications equipment
 - safety precautions, 13
- Trusted Platform Module (TPM)
 - China import restrictions, 22
- Turkey RoHS material content declaration, 17

U

- Ukraine RoHS material content declaration, 17
- UPS products
 - safety precautions, 8

V

- VCCI notice, 23
- voltage selection, 11

W

- WEEE Directive, 15
- wireless devices, 27
 - Brazilian notice, 27
 - Canadian notice, 27
 - electromagnetic fields (EMF), 22
 - Japanese notice, 27
 - Mexican notice, 27
 - Taiwanese notice, 28