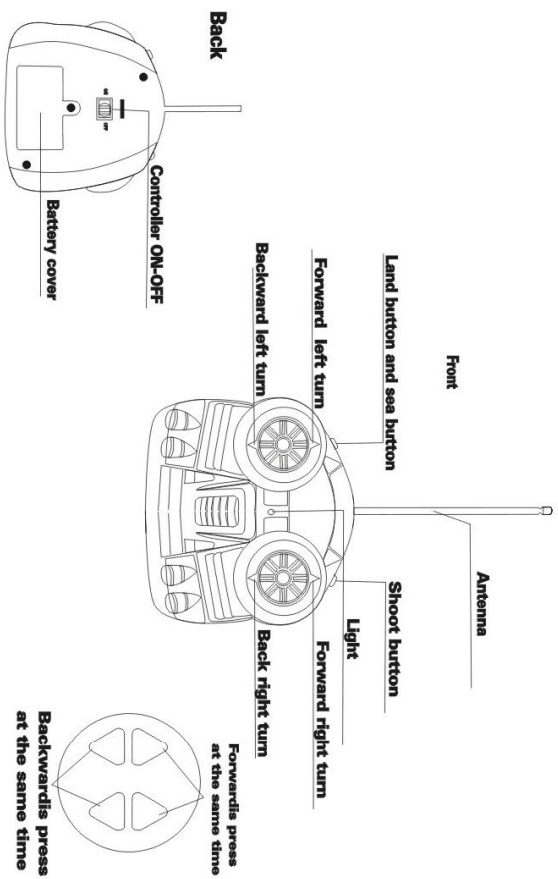
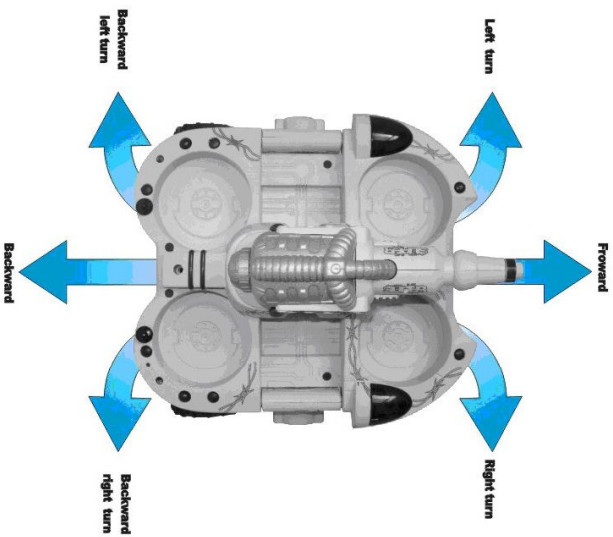


## 5 Controller Parts Identification



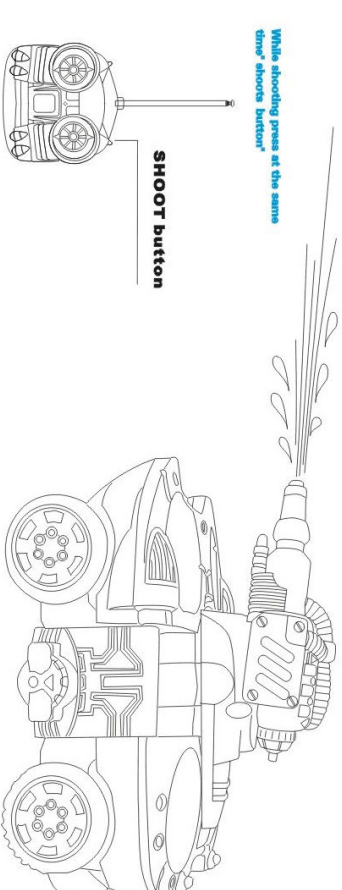
### FULL FUNCTION WIRELESS

- When turning on power, the remote controller should be first turned ON. When turning off power, the tank should be first turned OFF. Otherwise, the tank may not function normally and may suddenly rush forward.
- If the remote controller is too close to the tank or its antenna touches other articles, the tank may not be properly controlling
- If the tank is used indoors, controlling range of radio signals may be shortened.
- If the gun barrel hits something when moving, it may become bended and unable to shoot.



## 6 Shoot a water

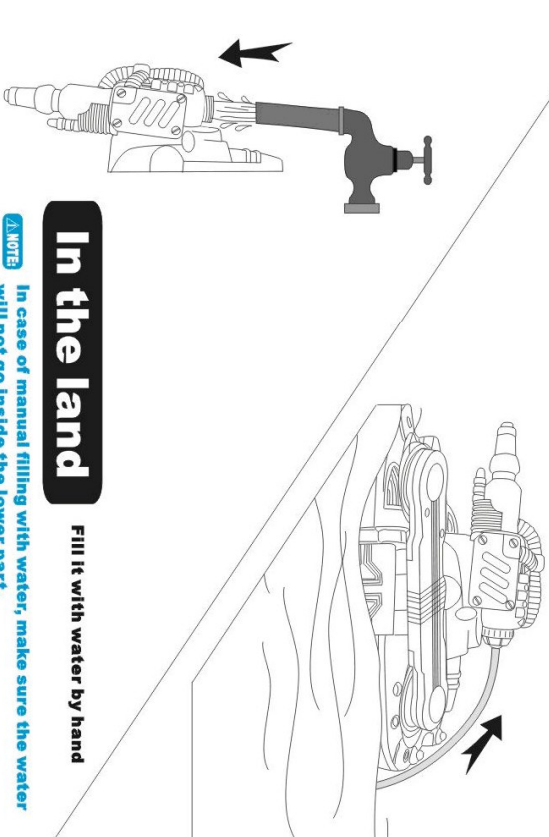
**[NOTE]** Fill it with water as the figure shows and fasten the cap.



## 7 Pack to fill aqueously

### On the water

Water will be absorbed in automatically.



### In the land

Fill it with water by hand

**[NOTE]** In case of manual filling with water, make sure the water will not go inside the lower part.