

Instruction Manual for the use and the maintenance of the Radio Remote Control

Original instructions

**Part B: Conformity and frequencies
(863-870MHz and 915-928MHz)**

AIR SERIES



WARNING

THIS PART OF THE MANUAL CONSISTS OF Part B - Information, instructions and warnings for the Conformity and frequencies (863-870MHz and 915-928MHz). The Manual consists of Part A – General, Part B – Conformity and Frequencies, Part C – Transmitting Unit, Part D – Receiving Unit and Part E – Battery and Battery Charger, plus the Technical Data Sheet.

THIS MANUAL, INCLUDING ALL PARTS THEREOF, AND ALL INSTRUCTIONS CONTAINED HEREIN, MUST BE READ CAREFULLY AND UNDERSTOOD BEFORE INSTALLING, USING, MAINTAINING OR REPAIRING THE AUTEK RADIO REMOTE CONTROL.

FAILURE TO READ AND COMPLY WITH ALL APPLICABLE WARNINGS AND INSTRUCTIONS OR ANY ONE OF THE LIMITATIONS NOTED IN THIS MANUAL CAN RESULT IN SERIOUS BODILY INJURY OR DEATH, AND/OR PROPERTY DAMAGE.

THE AUTEK RADIO REMOTE CONTROL IS NOT A STANDALONE PRODUCT AND IS INTENDED ONLY AS A COMPONENT ON A MACHINE:

- ON WHICH AND WHERE THE USE OF A RADIO REMOTE CONTROL IS APPROPRIATE,
- THAT CAN BE OPERATED SAFELY AND IN ACCORDANCE WITH ALL APPLICABLE LAWS, REGULATIONS AND STANDARDS BY SUCH REMOTE CONTROL.

ACCORDINGLY, IT IS THE RESPONSIBILITY OF THE MACHINE MANUFACTURER ON WHICH THE AUTEK REMOTE CONTROL IS INTENDED TO BE INSTALLED, to perform an in-depth and accurate risk assessment to determine if the Autec Radio Remote Control is suitable for operating a Machine in conditions of safety and operational effectiveness, taking into account the conditions of use, the intended uses and the reasonably foreseeable incorrect ones, so that the installation, maintenance and use of the Autec Radio Remote Control, and all its components, are performed only and entirely in compliance with this Manual and in accordance with all local regulations, safety standards and regulations (referred to herein as "Laws, Regulations and Standards").

With reference to the USA market the Laws, Regulations and Standards include all safety rules and regulations of the Occupational Safety & Health Administration (OSHA) (<http://www.osha.gov>), all federal, state and local laws, regulations and building and electrical codes, and all applicable standards, including but not limited to ANSI Standards.

It is also the responsibility of the Manufacturer and of the design professionals of the Machine on which the Autec Radio Remote Control is to be installed and used to be certain that the structure, condition, organization and markings of the Machine as installed at the facility is appropriate for and will allow for the safe and reliable use and control of the Machine through the Autec Radio Remote Control interface.

IT IS THE RESPONSIBILITY OF THE OWNER AND FACILITY OPERATOR, AND THEIR DESIGN PROFESSIONALS, that the installation, maintenance and operation of the Autec Radio Remote Control and all of its components are done solely and completely in accordance with this Manual, and with all applicable Laws, Regulations and Standards, even local. It is also the responsibility of the Manufacturer of the Machine on which the Autec Radio Remote Control is to be installed and used, and their design professionals, to be certain that the structure, condition, organization and markings of the Machine as installed at the facility is appropriate for and will allow for the safe and reliable use and control of the Machine through the Autec Radio Remote Control interface.

ONLY QUALIFIED AND PROPERLY TRAINED PERSONNEL SHOULD BE PERMITTED TO OPERATE OR USE THE AUTEC RADIO REMOTE CONTROL AND THE MACHINE OPERATED BY OR THROUGH THE AUTEC RADIO REMOTE CONTROL. ONLY QUALIFIED AND PROPERLY TRAINED PERSONNEL SHOULD BE PERMITTED TO BE IN THE VICINITY OF MACHINE OPERATED BY OR THROUGH THE AUTEC RADIO REMOTE CONTROL.

FAILURE TO PROPERLY INSTALL, OPERATE, MAINTAIN AND SERVICE THE AUTEC RADIO REMOTE CONTROL CAN RESULT IN SERIOUS BODILY INJURY OR DEATH AND/OR PROPERTY DAMAGE. Refer to this Manual and each of its Parts for further assistance or contact Autec. Autec is not responsible for and shall not be held liable for any installation of the Autec Radio Remote Control not performed by Autec or for any use of the Autec Radio Remote Control not in complete compliance with, and/or not maintained in complete compliance with, all Autec instructions and warnings and all applicable Laws, Regulations and Standards, even local.

Autec is not responsible for and shall not be held liable for any alteration or modification of the Autec Radio Remote Control, or the use of non-Autec components or products used with or incorporated into the Autec Radio Remote Control.

IT IS THE RESPONSIBILITY OF THE OWNER AND FACILITY OPERATOR, AND THEIR DESIGN PROFESSIONALS, to be certain that the Autec Radio Remote Control is properly maintained and serviced at all times in compliance with all Autec instructions and warnings, and with all applicable Laws, Regulations and Standards, even local.

IT IS THE RESPONSIBILITY OF THE OWNER AND FACILITY OPERATOR, AND THEIR OFFICERS, MANAGERS AND SUPERVISORS, to be certain that all Users of the Autec Radio Remote Control and that all Persons who are or will be working with or near the Machine operated by or through the Autec Radio Remote Control are fully and properly educated and trained by qualified Personnel in the proper and safe use of the Autec Radio Remote Control and of the Machine, including without limitation complete familiarity with and understanding of Autec warnings and instructions, and all applicable Laws, Regulations and Standards, even local, and that such Users and other Persons do in fact at all times operate or work with the Autec Radio Remote Control safely and ONLY in compliance with Autec instructions and warnings and with all applicable Laws, Regulations and Standards, even local. FAILURE TO DO SO CAN RESULT IN SERIOUS BODILY INJURY OR DEATH AND/OR PROPERTY DAMAGE.

IT IS THE RESPONSIBILITY OF THE OWNER AND FACILITY OPERATOR, AND THEIR OFFICERS, MANAGERS AND SUPERVISORS, to be certain that the areas in which the Machine operated by or through the Autec Radio Remote Control is located and operates are clearly delineated and marked in accordance with all Autec warnings and instructions, and all applicable Laws, Regulations and Standards, even local, and otherwise sufficient to alert and warn ALL PERSONS that the Machine is operated by or through a Radio Remote Control, and prohibiting any unauthorized access thereto. FAILURE TO DO SO CAN RESULT IN SERIOUS BODILY INJURY OR DEATH AND/OR PROPERTY DAMAGE.

FAILURE TO OPERATE THE AUTEC RADIO REMOTE CONTROL SAFELY AND IN COMPLIANCE WITH AUTEC INSTRUCTIONS AND WARNINGS AND WITH APPLICABLE LAWS, REGULATIONS AND STANDARDS, EVEN LOCAL, AND/OR PERMITTING USERS OR OTHER PERSONS NOT PROPERLY TRAINED IN THE SAFE AND PROPER USE OF THE SYSTEM, OR THE MACHINE ON WHICH IT IS INSTALLED, CAN RESULT IN SERIOUS BODILY INJURY OR DEATH AND/OR PROPERTY DAMAGE.

INDEX

1	Information on the use of instructions	7
1.1	Structure of the Instruction Manual	7
1.2	Caption and terminology	9
1.3	Symbols	9
1.4	To whom the instructions are addressed	10
1.5	Instruction storage	10
1.6	Intellectual property	10
2	Brief product presentation	11
2.1	Series, Radio Remote Control and Unit	11
2.2	Contacts and useful addresses	11
2.3	Warranty	11
2.4	Technical assistance and spare parts	11
3	Conformity	12
3.1	EC conformity	12
3.2	FCC/IC conformity	12
4	Frequencies	15
4.1	863-870MHz frequency band	15
4.2	Frequency band 915-928MHz	16

1 Information on the use of instructions



Before reading this part of the Manual, you must read and understand the general part (Part A) of the Manual provided with the Radio Remote Control.

1.1 Structure of the Instruction Manual

The Manual for the use and maintenance of Autec Air series Radio Remote Controls consists of different parts, that altogether form the Manual; the Manual must be read carefully, understood and applied by the Radio Remote Control's Owner, User and by all those Persons that, for any reasons, may operate with the Radio Remote Control or with the Machine where it is installed. The following table describes the structure of the Instruction Manual for the use and the maintenance of the Radio Remote Control.


Part	Title	Contents
A	General part	<ul style="list-style-type: none"> - General information regarding the series, - directions for risk assessment of the "Machine+Radio Remote Control" system, - warnings for installation of the Radio Remote Control, - warnings for use and maintenance of the Radio Remote Control, - instructions for correct transportation and storage of Radio Remote Control.
B	Conformity and frequencies	<ul style="list-style-type: none"> - Operating frequency bands of the Radio Remote Control, - conformity and law references of the Radio Remote Control.
C	Transmitting Unit	Description and instructions concerning the Transmitting Unit, including: <ul style="list-style-type: none"> - description of operation, - commands, - light signals, - malfunctions, - additional instructions to the general part.
D	Receiving Unit	Description and instructions concerning the Receiving Unit, including: <ul style="list-style-type: none"> - description of operation, - light signals, - malfunctions, - additional instructions to the general part.
E	Battery and Battery Charger	Description, warnings and instructions concerning batteries and Battery Chargers, including: <ul style="list-style-type: none"> - description of operation, - light signals, - malfunctions, - instructions for the User.

Usage and maintenance instructions are supplemented by the Radio Remote Control's Technical Data Sheet, that:

- describes the Transmitting Unit's configuration,
- indicates the relation between commands sent by the Transmitting Unit and those available on the Receiving Unit.


Usage and maintenance instruction as a whole are to be considered as an integral part both of the Autec Radio Remote Control and of the Machine, system, device or Machinery system where the Radio Remote Control is installed.

The Manufacturer of the Machine on which the Autec Radio Remote Control is installed, and the Owner and User of the Machine, must make sure that the Instruction Manual and all of its parts are included in the Instruction Manual of the Machine.

	The CD attached to each Instruction Manual includes the translations of the Manual.
---	---

Act as follows to identify the single Manual parts in the relevant language in the CD:

- identify the correct section depending on the Radio Remote Control serial number,
- choose the desired language,
- select the single parts of the Manual: refer to the code name provided on the cover of each part.



1.2 Caption and terminology



Contact Autec if any of the instructions, symbols, warnings or images are not clear and understandable, or if you have doubts or questions.

In this part of the Manual, the terms listed below have the same meaning explained in the corresponding paragraph of the general part (Part A):

- **Unit**
- **Radio Remote Control**
- **Transmitting Unit**
- **Receiving Unit**
- **Machine**
- **Manufacturer**
- **Installer**
- **User**
- **Maintenance Technician**
- **Manual or Instruction Manual**
- **Installation Manual**
- **Person**
- **Owner**

Functions indicated for the Manufacturer, the Installer, the User and the Maintenance Technician may be performed by a single Person, if he/she has the needed competence and undertakes the resulting responsibilities. Each Person must be aware of the instructions contained in the Manual, depending on the activity they carry out.

For example, if a Manufacturer is also the Installer, and/or Maintenance Technician, he must also know and follow the instructions specifically addressed to those Persons. The same applies, for example, if a User is also the Manufacturer and/or the Installer.

1.3 Symbols



This symbol identifies the parts of text in the Manual that must be read with special attention.



This symbol identifies the parts of text in the Manual containing warnings, information and/or instructions that are particularly relevant with regards to safety; failure in understanding them may cause hazards for People and/or property.

1.4 To whom the instructions are addressed

Addressees of instructions are listed in the paragraph with the same title in the general part: please refer to that part.

1.5 Instruction storage

Regulation for the storage of instructions are described in the paragraph with the same title in the general part: please refer to that part.

1.6 Intellectual property

Restrictions connected to intellectual property are described in the paragraph with the same title in the general part: please refer to that part.

2 Brief product presentation

2.1 Series, Radio Remote Control and Unit

This part of the Manual describes:

- the Air series' Radio Remote Control compliance with the standards, the requirements and conditions of use in each Country and
- the different frequency bands, in which the Radio Remote Control is able to operate.

Autec Air series' Radio Remote Controls are designed to be used on Machines and provide a command interface to their command and control system, to be used from an appropriate distance and position.

2.2 Contacts and useful addresses

The Radio Remote Controls are produced by Autec srl – Via Pomaroli, 65 – 36030 Caldogno (VI) – ITALY.

You can find contacts for Autec, its distributors, dealers and authorized service centres on the website www.autecsafety.com.

2.3 Warranty

General warranty conditions are indicated both in the relevant sheet provided together with this documentation, and in the specific page on the website www.autecsafety.com.

2.4 Technical assistance and spare parts

If you need technical services and/or spare parts, please refer to contacts provided in the website www.autecsafety.com.

When applying for technical service to Autec, its distributors, dealers and authorized service centres, the Radio Remote Control's serial number is required; you can find it on the identification plate on the Transmitting Unit and/or on the Receiving Unit.

3 Conformity

Addressees of instructions must:

- make sure that the Radio Remote Control works within the frequency band permitted in the country where it is used;
- make sure that the Radio Remote Control works correctly, in compliance with the applicable standards in the relevant country;
- not modify the Radio Remote Control conformity, by performing modifications or technical operations that change its operation.

During training on or usage of Autec Radio Remote Controls, local provisions imposing the conservation of product conformity with local standards must be respected, as well as specific standards related to safety in the use of Radio Remote Controls or electrical devices, both in the working environment or outside of it.

3.1 EC conformity

According to the regulations in force in the European Union, one of the requirements for a Radio Remote Control to be compliant with the EC conformity is to work at one of the permitted frequencies. If it does not, the Radio Remote Control cannot be considered compliant. Each Air series' Radio Remote Control working in the frequency band 863-870MHz complies with the (RED) Directive 2014/53/EU and its essential requirements.

Each Radio Remote Control also complies with the harmonised standards listed in the EU Declaration of Conformity, that are in force and applicable when the Radio Remote Control is put on the market. Autec Radio Remote Control's EU Declaration of Conformity is provided as an attachment with the Radio Remote Control.



3.2 FCC/IC conformity

An AIR series' Radio Remote Control working in the 915-928MHz frequency band complies with the requirements of the following standards:

- FCC (Federal Communication Commission) Part 15
- IC (Industry Canada) RSS-102

The following table lists the approval identification codes for each type of Transmitting Unit and for each type of Receiving Unit in the Air series.

Unit	FCC ID	IC Number
LK NEO 6/LK NEO 8 Transmitting Unit Model LKN Type LA1JH	OQA-LKNLA1JH	9061A-LKNLA1JH
LK NEO 10/LK NEO 12 Transmitting Unit Model LKN Type LA2MH	OQA-LKNLA2MH	9061A-LKNLA2MH

Unit	FCC ID	IC Number
SK4 Transmitting Unit Model SK4 Type LA0PH	OQA-SK4LA0PH	9061A-SK4LA0PH
ACRS13-G Receiving Unit Model RGA Type GC0FH	OQA-AIRRT42FH ^d	9061A-AIRRT42FH ^{a b c}
DCRS13 Receiving Unit Model RGM Type KC0FH	OQA-AIRRT42FH ^d	9061A-AIRRT42FH ^{a b c}
ACRS13-L Receiving Unit Model RLB Type HC0FH	OQA-AIRRT42FH ^d	9061A-AIRRT42FH ^{a b c}
ACRM15 Receiving Unit Model RMC Type EC0FH	OQA-AIRRT42FH ^d	9061A-AIRRT42FH ^{a b c}
DCRM24 Receiving Unit Model RMG Type MC0FH	OQA-AIRRT42FH ^d	9061A-AIRRT42FH ^{a b c}
ACRM5E Receiving Unit Model RMH Type NC0FH	OQA-AIRRT42FH ^d	9061A-AIRRT42FH ^{a b c}
MVRCAN Receiving Unit Model RNF Type LC0FH	OQA-AIRRT42FH ^d	9061A-AIRRT42FH ^{a b c}
MVRL9E Receiving Unit Model RRL Type PC0FH	OQA-AIRRT42FH ^d	9061A-AIRRT42FH ^{a b c}
MVRDIN Receiving Unit Model RSN Type QC0FH	OQA-AIRRT42FH ^d	9061A-AIRRT42FH ^{a b c}
ACRDIN Receiving Unit Model RSP Type RC0FH	OQA-AIRRT42FH ^d	9061A-AIRRT42FH ^{a b c}

- a. Under Industry Canada regulations, this radio transmitter may only operate using an antenna of a type and maximum (or lesser) gain approved for the transmitter by Industry Canada. To reduce potential radio interference to other users, the antenna type and its gain should be so chosen that the equivalent isotropically radiated power (e.i.r.p.) is not more than that necessary for successful communication.
- b. This radio transmitter has been approved by Industry Canada to operate with the antenna types listed below with the maximum permissible gain and required antenna impedance for each antenna type indicated. Antenna types not included in this list, having a gain greater than the maximum gain indicated for that type, are strictly prohibited for use with this device.

Antenna type	Antenna gain	Antenna impedance
Autec stylus λ/4	<0dBi	50 Ohm

- c. Autec allows you to use only the dedicated antenna supplied either with the remote control or as original spare part. The use of any other type of antenna is prohibited and will invalidate the warranty.
- d. Place the antenna of the Receiving Unit in a position that ensures a minimum separation distance of 20cm from all the people that can be in the working area.



Read carefully the section of the Manual where the antenna position is described, both in the general part and in the specific part referring to the Receiving Unit.

3.2.1 Federal Communications Commission (FCC)

This device complies with part 15 of the FCC Rules.

Operation is subject to the following two conditions:

- (1) this device may not cause harmful interference, and
- (2) this device must accept any interference received, including interference that may cause undesired operation.

Any changes or modifications not expressly approved by the party responsible for compliance could void the User's authority to operate the equipment.

3.2.2 Industry Canada (IC)


This device complies with Industry Canada's licence-exempt RSSs.

Operation is subject to the following two conditions:

- (1) This device may not cause interference; and
- (2) This device must accept any interference, including interference that may cause undesired operation of the device.

4 Frequencies

Air series' Radio Remote Controls can work in two different frequency bands: 863-870MHz or 915-928MHz.

	<p>The Radio Remote Controls' working frequency is defined by market-specific laws and standards. In order for the system "Machine+Radio Remote Control" to be compliant and therefore to be used, these laws and standards must be respected: if they are not, the Radio Remote Control cannot and must not be used.</p> <p>Autec cannot be held responsible if the Radio Remote Control is set with frequencies that are forbidden in the country of use.</p>
---	---

The Radio Remote Control automatically searches for a free working frequency within the frequency band where it is working.

4.1 863-870MHz frequency band

4.1.1 Frequencies

The radio link between the Units of Autec Air series Radio Remote Controls is established at one of the frequencies permitted by the European standards in force when the system is put on the market.

Frequencies used	128
RF power	<25mW ERP
Channel spacing	50kHz
Typical working range	100m (330ft)

The Units of Autec Air series' Radio Remote Controls:

- use a working frequency in the 863-870MHz band,
- check that the frequency is free before using it,
- continually change the working frequency to maintain the radio link even when interference occurs.

4.1.2 Countries of usage

Air series' Radio Remote Controls working in the 863-870MHz frequency band can be used within the EU (European Union) and the EFTA (European Free Trade Association).

Check on the technical data plate of the Units in which markets the Radio Remote Control can be used.

4.2 Frequency band 915-928MHz

4.2.1 Frequencies

The radio link between the Units of Autec Air series Radio remote controls is established at one of the frequencies permitted by the USA, Canadian and Australian standards in force when the system is put on the market.

Frequencies used	256
RF power (FCC and IC)	meets FCC and IC requirements
Channel spacing	50kHz
Typical working range	100m (330ft)

4.2.2 Countries of usage

Air series' Radio Remote Controls working in the frequency band 915-928MHz can be used in the US, Canadian and Australian markets.

Check on the technical data plate of the Units in which markets the Radio Remote Control can be used.



Via Pomaroli, 65 - 36030 Caldogno (VI), ITALY
PH: +39 0444 901000 - Fax: +39 0444 901011
info@autecsafety.com - www.autecsafety.com

MADE IN ITALY