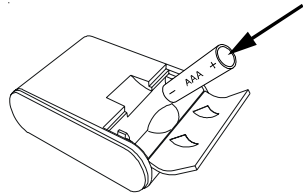




Introduction

Send music from your MP3 player to your stereo—without any wires. The iParty® Wireless Sender plugs into the headphone socket on your MP3 player. There's a rechargeable battery in the iParty Wireless Sender (so it doesn't drain your MP3 player's battery). You can charge the battery by removing it from the Sender and placing it in the compartment in the Receiver.

1. Push open the battery compartment on the iParty Wireless Sender.
2. Insert the supplied rechargeable battery. Observe polarity. Replace only with NiMH AAA 1.2V, 800 mAh rechargeable battery.



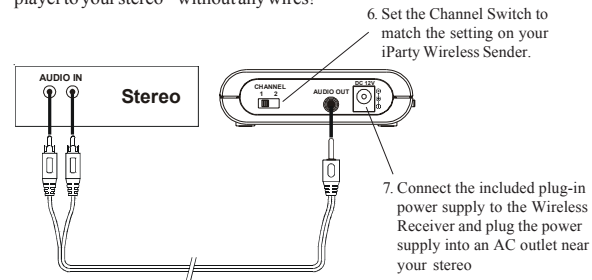
3. Attach your MP3 Player to the iParty Wireless Sender.
4. Set the iParty Sender's Channel Switch to match the setting on your iParty Receiver.
5. Move the Sender's ON-OFF switch to ON.

2

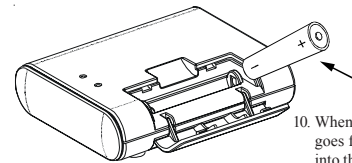


Connecting up the Receiver

The Wireless Receiver connects to your Stereo Receiver, or any audio component that has an Audio or AUX input. You can then sit back in your easy chair, up to 50 ft. away from your stereo, and send your music from your MP3 player to your stereo—without any wires!



6. Set the Channel Switch to match the setting on your iParty Wireless Sender.
7. Connect the included plug-in power supply to the Wireless Receiver and plug the power supply into an AC outlet near your stereo.
8. Attach the Wireless Receiver to your stereo's Audio or AUX input using the supplied RCA audio cable.
9. Extend the antenna and point it in the general direction that you intend to listen to your music from.



10. When the battery in your iParty Sender goes flat, you can charge it by inserting it into the compartment in the Receiver. Keep a spare battery charging in the Receiver so you can swap the batteries when the one in your iParty Sender needs to be charged. The battery should last about 6 hours.

3



FCC Caution

THIS DEVICE COMPLIES WITH PART 15 OF THE FCC RULES. OPERATION IS SUBJECT TO THE FOLLOWING TWO CONDITIONS:
 (1) THIS DEVICE MAY NOT CAUSE HARMFUL INTERFERENCE, AND
 (2) THIS DEVICE MUST ACCEPT ANY INTERFERENCE RECEIVED, INCLUDING INTERFERENCE THAT MAY CAUSE UNDESIRABLE OPERATION.

This equipment generates and uses radio frequency energy, and if not installed and used properly, that is, in strict accordance with the manufacturer's instructions, it may cause interference to radio and television reception. It has been type tested and found to comply with the limits for remote control devices in accordance with the specifications in Sub-Parts B and C of Part 15 of FCC Rules, which are designed to provide reasonable protection against such interference in a residential installation. However, there is no guarantee that interference will not occur in a particular installation. If this equipment does cause interference to radio or television reception, which can be determined by unplugging the equipment, try to correct the interference by one or more of the following measures.

- Reorient the antenna of the radio/TV experiencing the interference.
- Relocate the equipment with respect to the radio/TV.
- Move the equipment away from the radio/TV.
- Plug the equipment into an outlet on a different electrical circuit from the radio/TV experiencing the interference.
- If necessary, consult your local dealer for additional suggestions.

The manufacturer is not responsible for any radio or TV interference caused by unauthorized modifications to this equipment. Such modifications could void the user's authority to operate the equipment.

X10 Wireless Technology, Inc. Limited One Year Warranty

X10.com, a division of X10 Wireless Technology, Inc. (X10) warrants X10 products to be free from defective material and workmanship for a period of one (1) year from the original date of purchase at retail. X10 agrees to repair or replace, at its sole discretion, a defective X10 product if returned to X10 within the warranty period and with proof of purchase. If service is required under this warranty: Call 1-800-442-5065, visit www.x10.com, or e-mail support@x10.com.

For help or more information on setup, please visit:
<http://www.x10.com/support>

X10.com, a division of X10 Wireless Technology, Inc.
 3824 North 5th St., Suite C,
 North Las Vegas, NV 89032

AK14A-01/06



iParty[®] Wireless Extender

Works with any MP3 Player

Model AK14A
 (AT14A + AR13A)



AT14A
 Wireless
 Sender

MP3 Player
 not included

AR13A
 Wireless
 Receiver

