



Toys to enjoy

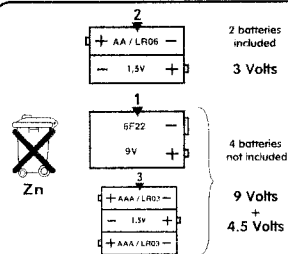
Park & Drive

• RETAIN THIS PART •

CE TALDEC SARL
83 rue de Villiers
92200 NEUILLY S/SEINE
FRANCE

WARNING: All packing materials, such as tape, plastic sheets, wire ties and tags are not part of this toy and should be discarded for the child's safety.

CE 0536 !



The batteries included in this toy are intended for in-store demonstration purpose only.

Ref : 8224



4 891740 082243

• MADE IN CHINA •




Unit: 1207-1208 Sunbeam Centre,
27 Shing Yip Street, Kwun Tong, Kowloon, Hong Kong
Tel: (852) 2511 9887 Fax: (852) 2501 2787
e-mail: info@bao-toys.com.hk





Toys to enjoy


Park & Drive



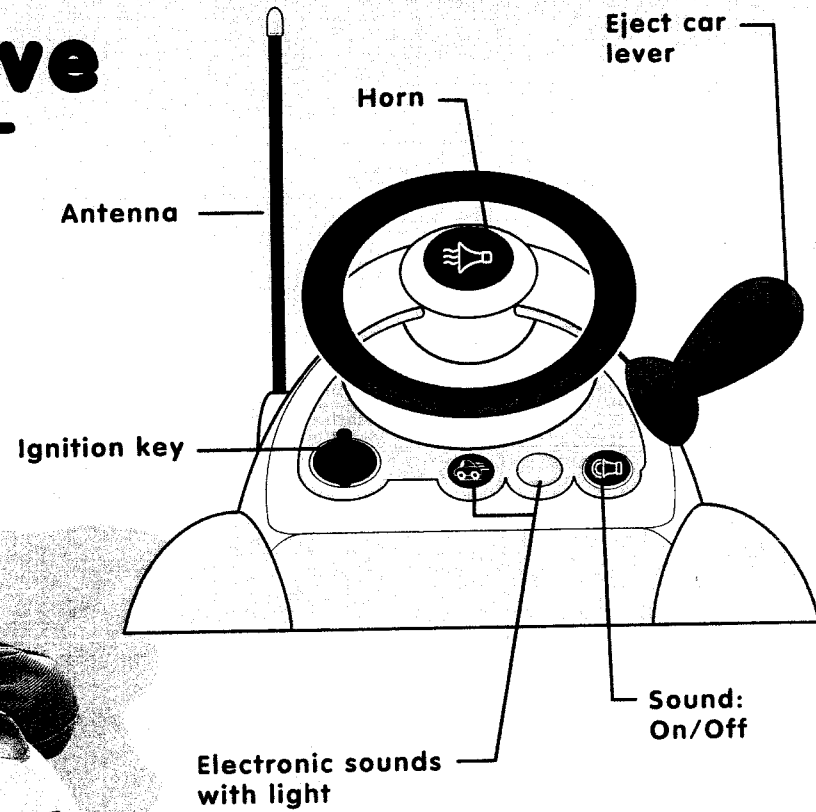
1 Start & Eject !



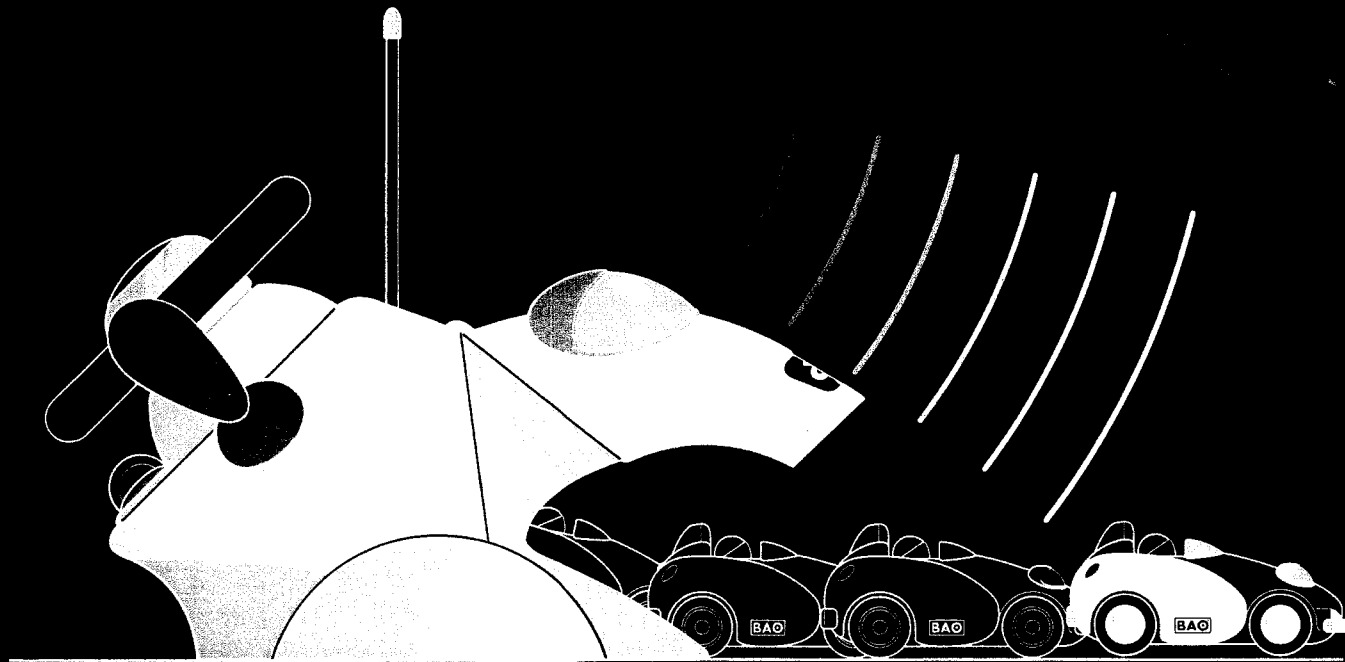
2 The door opens & the car is ejected !



3 Drive and park your car !



This product conforms to US and european safety standards: EN71-1-2-3,
EN50088, ASTM F963



Toys to enjoy

Park & Drive

Instructions

Batteries should be installed and changed by an adult.

Open the battery compartment with a coin/screw-driver.

Make sure the batteries are installed in the correct polarity according to the diagram. A wrong position can damage the toy, provoke fire or the battery explosion.

Close the lid of the battery compartment.

Always change all the batteries. Do not mix used and new batteries.

Do not store batteries with metal objects : fire or explosion hazard.

Remove batteries when the toy is not used for a long period of time.

Do not throw batteries in a fire.

Do not attempt to recharge batteries which are not rechargeable.

This toy should not be used with rechargeable batteries.

Do not attempt to open batteries or rechargeable batteries.

In case a battery is swallowed consult immediately the doctor or a poison center.

If available get rid of your used batteries through a collection center.

USE PREFERABLY ALCALINE BATTERIES.

Never let button-cell batteries in reach of young children.

Charging rechargeable batteries or accumulator should only be made under the active supervision of an adult.

Do not use radio-control toys or any other toys on roads.

Only batteries of the same or equivalent type as recommended are to be used.

Exhausted batteries are to be removed from the toy.

The supply terminals are not to be short-circuited.

Different types of batteries or new and used batteries are not to be mixed.

In case of malfunction, open the battery compartment, remove the batteries, re-install them and close the battery compartment.

WARNING TO PARENTS

Any battery charger to be used with the toy should be regularly examined for potential hazards, such as damage to the cable or cord, plug, enclosure or other parts, and, in the event of such damage, the toy should not be used until the damaged has been properly removed.



File : English

For products such as RF remote controller

FCC ID: QWS8224

This device complies with Part 15 of the FCC Rules. Operation is subject to the following two conditions: (1) this device may not cause harmful interference, and (2) this device must accept any interference received, including interference that may cause undesired operation.

Warning: Changes or modifications to this unit not expressly approved by the party responsible for compliance could void the user's authority to operate the equipment.

NOTE: This equipment has been tested and found to comply with the limits for a Class B digital device, pursuant to Part 15 of the FCC Rules. These limits are designed to provide reasonable protection against harmful interference in a residential installation. This equipment generates, uses and can radiate radio frequency energy and, if not installed and used in accordance with the instructions, may cause harmful interference to radio communications.

However, there is no guarantee that interference will not occur in a particular installation. If this equipment does cause harmful interference to radio or television reception, which can be determined by turning the equipment off and on, the user is encouraged to try to correct the interference by one or more of the following measures:

- Reorient or-relocate the receiving antenna.
- Increase the separation between the equipment and receiver.
- Connect the equipment into an outlet on a circuit different from that to which the receiver is needed.
- Consult the dealer or an experienced radio/TV technician for help.



File : English