STANLEY Security

45H/47H Drilling Instructions/Template

Spanish and French translations are available on www.bestaccess.com

Traducciones al español y francés están disponibles en www.bestaccess.com

Des traductions en espagnol et en français sont disponibles sur www.bestaccess.com

Functions	1DT, 2DT		YD		RD, WD		N, NX, NXEL, NXEU		L, LB, LT, LEL, LEU		H		C, CHB, G, IND, INL, S, W, B7, TWEL, TWEU, WEL, WEU		AD		AB, AT, B, BA, BW, HJ, T, TA, TD, TDEL, TDEU		A, D R, RHB, B5, DEL, DEU	
	EX	IN	EX	IN	EX	IN	EX	IN	EX	IN	EX	IN	EX	IN	EX	IN	EX	IN	EX	IN
	Through Door	†Through Door	Through Door	Through Door	Through Door	Through Door	Through Door	Through Door	Through Door	Through Door	Through Door	Through Door	Through Door	Through Door	Through Door	Through Door	Through Door	Through Door	Through Door	Through Door
			•	•	•	•					•	•	•	•	•	•	•	•	•	•
					•	•							•	•						
							•	•												
									•	•										
											•	•	•	•						
													•	•						
													•	•						

8

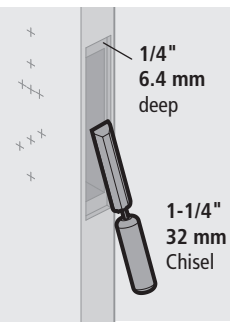

9

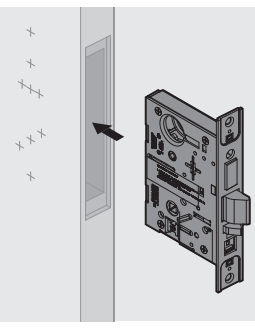

10 Mark holes

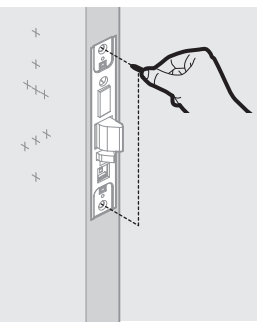

11

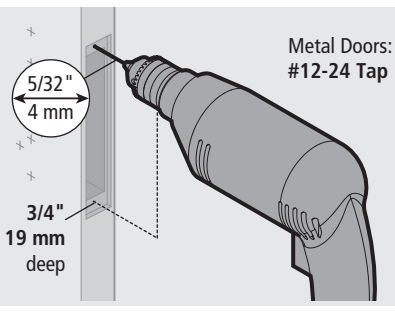

Metal Doors:
#12-24 Tap

12 Drill holes selected from Model Chart based on your function.

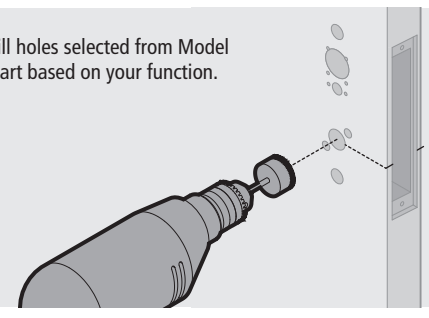

13 Continue the lockset centerline (located on template) onto the door frame.

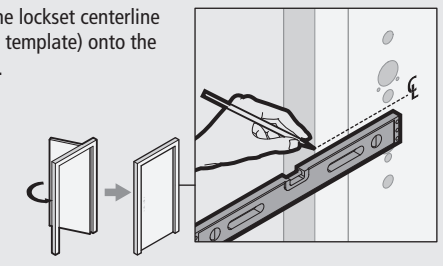

14 Locate center of strike hole by measuring back from door stop, 1/2 the thickness of door.

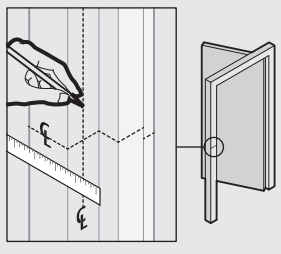

15 Place strike template centerline on lever centerline made on the previous step. Centerpunch edges of strike and box, O.

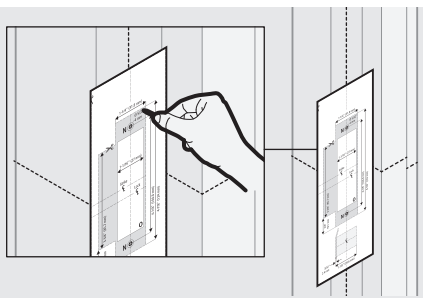

16 Connect previous marks.

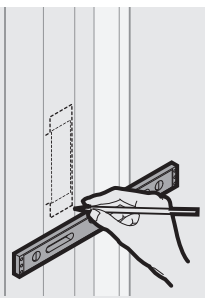

17

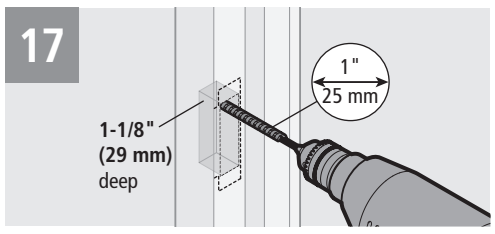

18 3/32" (2.4 mm) deep

⚠ 5/32" (4 mm) deep w/ dust box

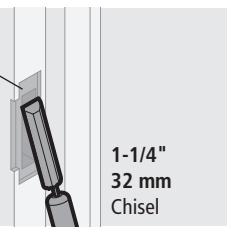

1-1/4"
32 mm
Chisel

19 Mark holes

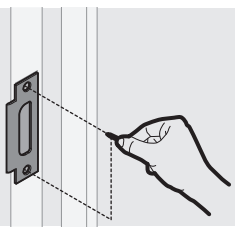

20 3/4" (19 mm) deep

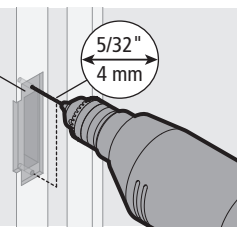

Metal Doors:
#12-24 Tap

* For trim outside only functions (such as ZD and ZR) and trim inside only functions (such as XD and XR), prepare surface mount trim holes on the trim side of the door as needed.
† For 1DT, drill 7/64 in. (11 mm) holes halfway into the door at the centerpoints indicated.
‡ To qualify for the UL 437 high security listing, use the M escutcheon and the 1E7J4 cylinder. The1E7K4 cylinder is available for use with either M trim or sectional trim, but does not qualify for the UL 437 high security listing. This option is not available for H and HJ function locks.
†† Because these holes pass through the mortise pocket, it is recommended that each hole be drilled separately rather than straight through.

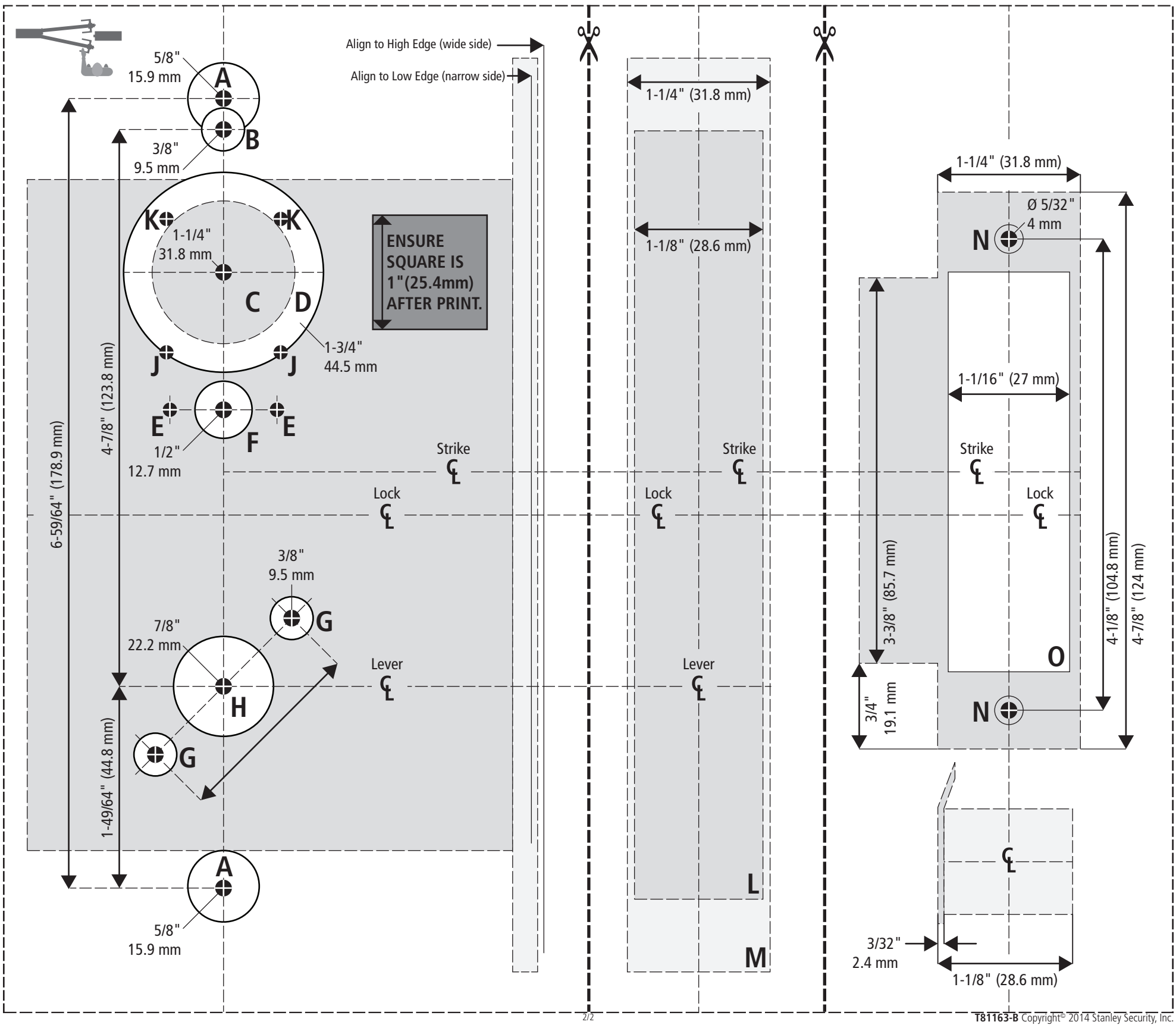

T81163-B Copyright© 2014 Stanley Security, Inc.