

# Quick Guide

## INTRODUCTION

Thanks for choosing the phone, Dual SIMs Android smart phone based on 1.5GHz octa-core Processor. This smart phone is running on Android OS, v7.0. If you'd like your phone to live a long and fruitful life, please read this guide carefully and keep it for future reference. You never know when you might need it. And don't worry if the pictures we use to demonstrate your phone's functions look a little different from what you see on its screen. It's the functions that matter.

\* The Manufacturer reserves the right for the changes in the manual without advanced notice.

## Safety

### Safety Precautions



Please read through the following briefings carefully, and act in accordance with these rules, so as to prevent causing any danger or violating any law.

Information about the meaning of Logo WEEE (Waste Electrical and Electronic Equipment):



The WEEE logo on the product or on its box indicates that this product must not be disposed of or dumped with your other household waste. You are liable to dispose of all your electronic or electrical waste equipment by relocating over to the specified collection point for recycling of such hazardous waste. Isolated collection and proper recovery of your electronic and electrical waste equipment at the time of disposal will allow us to help conserving natural resources. Moreover, proper recycling of the electronic and electrical waste equipment will ensure safety of human health and environment.

Caution: risk of explosion if battery is replaced by an incorrect type.

Dispose of used batteries according to the instructions.

For pluggable equipment, the socket-outlet shall be installed near the equipment and shall be easily accessible.

### Using your phone safely



#### On The Road

Using a phone while driving is illegal in many countries. Please follow local laws and drive safely at all times.



#### Near Sensitive Electronics

Don't use your phone near sensitive electronic equipment –

particularly medical devices such as pacemakers – as it could cause them to malfunction. It can also interfere with the operation of fire detectors and other automatic-control equipment.

For more information about how your phone affects pacemakers or other electronic equipment, please contact the manufacturer or your local distributor.

Your phone may cause interference when used near TVs, radios or automated office equipment.



### **While Flying**

Your phone can cause interference with aircraft equipment. So it's essential you follow airline regulations. And if airline personnel ask you to switch off your phone, or disable its wireless functions, please do as they say.



### **In Hospital**

Your phone may interfere with the normal operation of medical equipment. Follow all hospital regulations and turn it off when you're asked to by posted warnings or medical staff.



### **At a Petrol Station**

Don't use your phone at petrol stations. In fact, it's always best to switch off whenever you're near fuels, chemicals or explosives.



### **Around Water**

Keep your phone away from water (or any other liquid). It's not a waterproof model.



### **Making Repairs**

Never take your phone apart. Please leave that to the professionals. Unauthorized repairs could break the terms of your warranty.



### **Broken Antenna**

Don't use your phone if the antenna is damaged, as it could cause injury.



### **Around Children**

Keep your mobile out of children's reach. It should never be used as a toy and it might not be good for their health.



### **Original Accessories**

Only use the original accessories supplied with your phone or those approved by the manufacturer. Using unapproved accessories may affect performance, make the warranty void, break national regulations on the use of mobile phones, or even cause injury.



### **Near Explosives**

Turn off your phone in or near areas where explosive materials are used. Always obey local laws and turn off your phone when requested.



### **Emergency Calls**

To make an emergency call your phone must be turned on and in an area where there's network coverage. Dial the national emergency number and press 'send'. Explain exactly where you are and don't hang up until help has arrived.



### **Working Temperature**

The working temperature for the phone is between 0 Degree and 40 Degree Celsius. Please don't use the phone outside the range. Using the phone under too high or too low temperature might cause problems.



High volumes can impair hearing. Listening to music or conversation with headphones set to a loud volume can be unpleasant and permanently impair hearing. To prevent loss of hearing, do not have the volume turned up too high for long periods.

# FCC Caution.

## Labelling requirements.

This device complies with part 15 of the FCC Rules. Operation is subject to the condition that this device does not cause harmful interference.

## Information to user.

Any Changes or modifications not expressly approved by the party responsible for compliance could void the user's authority to operate the equipment.

## Information to the user.

### Note:

This equipment has been tested and found to comply with the limits for a Class B digital device, pursuant to part 15 of the FCC Rules. These limits are designed to provide reasonable protection against harmful interference in a residential installation. This equipment generates uses and can radiate radio frequency energy and, if not installed and used in accordance with the instructions, may cause harmful interference to radio communications. However, there is no guarantee that interference will not occur in a particular installation. If this equipment does cause harmful interference to radio or television reception, which can be determined by turning the equipment off and on, the user is encouraged to try to correct the interference by one or more of the following measures:

- Reorient or relocate the receiving antenna.
- Increase the separation between the equipment and receiver.
- Connect the equipment into an outlet on a circuit different from that to which the receiver is connected.
- Consult the dealer or an experienced radio/TV technician for help.

## **Specific Absorption Rate (SAR) information:**

This Mobile Phone meets the government's requirements for exposure to radio waves. The guidelines are based on standards that were developed by independent scientific organizations through periodic and thorough evaluation of scientific studies. The standards include a substantial safety margin designed to assure the safety of all persons regardless of age or health. FCC RF Exposure Information and Statement The SAR limit of USA (FCC) is 1.6 W/kg averaged over one gram of tissue. Device types: DASH L5 LTE(FCC ID: YHLBLUDSL5LTE ) has also been tested against this SAR limit. The highest SAR value reported under this standard during product certification for use at the ear is 0.43 W/kg and when properly worn on the body is 1.38W/kg. This device was tested for typical body-worn operations with the back of the handset kept 10mm from the body. To maintain compliance with FCC RF exposure requirements, use accessories that maintain a 10mm separation distance between the user's body and the back of the handset. The use of belt clips, holsters and similar accessories should not contain metallic components in its assembly. The use of accessories that do not satisfy these requirements may not comply with FCC RF exposure requirements, and should be avoided.

## **Body-worn Operation**

This device was tested for typical body-worn operations. To comply with RF exposure requirements, a minimum separation distance of 1.0 cm must be maintained between the user's body and the handset, including the antenna. Third-party belt-clips, holsters, and similar accessories used by this device should not contain any metallic components. Body-worn accessories that do not meet these requirements may not comply with RF exposure requirements and should be avoided. Use only the supplied or an approved antenna.

## About Your Phone



### Virtual Keys:

**Power Key:** To power on/off, press and hold for a few seconds of your phone. When the phone is ON, press the power key once to activate or deactivate the screen.

**Volume+ and Volume-:** Use these two keys, you can control the ringtone volume

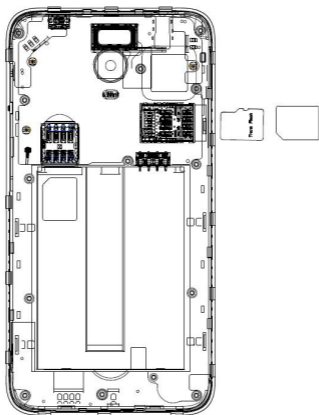
**Home key:** Touch the key to return to the home screen.

**Recent key:** Press the key to recent items.

**Back key:** Touch to go back to the previous menu.



## Inserting your SIM/Micro-SD card



**Notes:**  is SD Card Association trademark.

## Charging your Phone



**Notes:**

1. You can directly use the lithium battery in the pack. Please normally use off the battery and fully charge the battery for its

perfect performance.

2. If the phone has been shut off for a long time or the battery has been used up, you should charge the phone for 3 to 5 minutes then turn on.

3. You can not hot plug your SIM/Micro-SD card. You must turn off your phone before insert the SIM/Micro-SD card.

4. Normal charge temperature: 0°C to 45°C

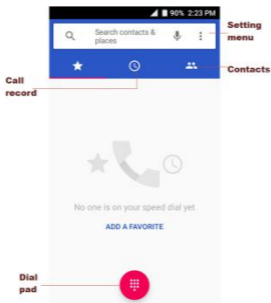
## Using your phone




### Main menu & its Functions

Press ☰ icon into main menu.

Allow you to view a list of features available in your phone:




#### 1. Dial the call.



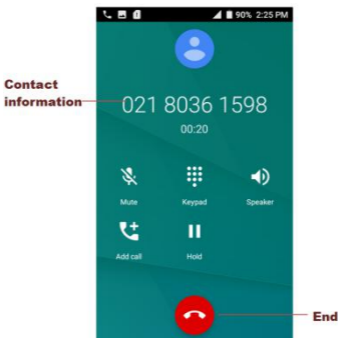
- Tap  icon to view call record.
- Tap  icon to show the keyboard and dial the phone number
- Tap  icon to access to call settings.

## 2. Answer and reject call



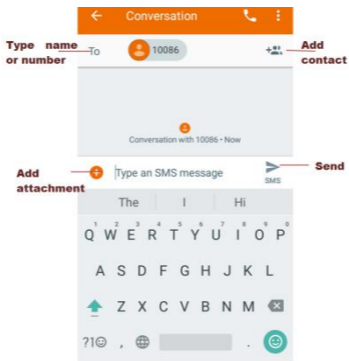
- Swipe up  to answer the call
- Swipe down  to reject the call
- Click on , quick reply by message




## 3. Calling



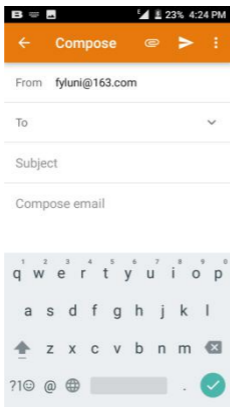
During the call, you can operate according to the above.

#### 4. SMS/MMS



- Tap  icon on the right corner of the screen to add contact.
- Input the type name or number, and message or you can also tap  icon to attach files.
- tap  icon to send message.

## 5. Email






Firstly, you will add an account. Then send and receive the emails.


*Notes: Before use, you must connect to internet.*

## 6. Camera



- tap  from main screen--> camera
- tap  or  for photo taking or video recording. You may change the options during taking photo or video record by the control panel.

## 7. Video Player

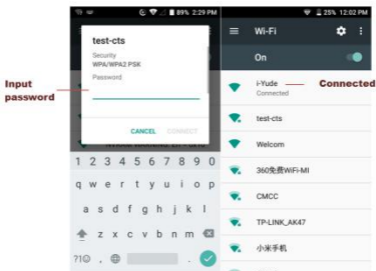



You can watch videos if you have stored them in your phone.

## 8. Other Apps

You can also install some other third party APPs in your phone, for example: Facebook, Skype, WhatsApp, Twitter and so on.

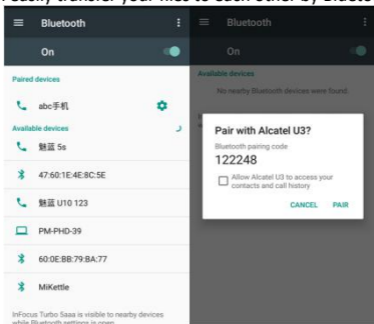
## 9. Connect to Wi-Fi




- Tap  on main screen--> settings--> Wi-Fi to open it.
- Choose Wi-Fi network and connect to it.
- Input the correct password when needed.
- Connected, you can surf online...

## 10. Connect to Bluetooth

You can easily transfer your files to each other by Bluetooth.



- Tap  on main screen--> settings--> Bluetooth to open it.
- Search for Bluetooth devices already open.
- Connect to the destination device by the same passkey.

And the connected device will be shown on the available device list. You can transfer files or connect Bluetooth device such Bluetooth earphone, etc.



## Technical data

Frequency	Bands	Maximum power
2G	850	32
	900	32
	1800	29
	1900	29
3G	B1	22.5
	B2	22.5
	B4	22.5
	B5	22.5
	B8	22.5
4G	B1	21.5
	B2	21.5
	B3	21.5
	B4	21.5
	B7	21.5
	B12	21.5
	B17	21.5
	B28A	21.5
	B28B	21.5
Wlan	2412-2462MHZ,11B:15.5db,11G:12.5db,11n:12db	
BT	2402-2480MHZ,4db	

## **Maintenance**

Use a dry soft cloth to wipe general dirt.

Do not use a hard cloth, benzene or thinner to wipe the phone, otherwise, the surface of the phone will be scratched or could even result in the fading of color.

## **Take Care of your Device**

Your device is a product of superior design and craftsmanship and should be handled with care: The following suggestions will help you protect your phone:

- Always keep the small parts of the phone away from children.
- Keep the device dry, Precipitation, humidity, and all types of liquids or moisture can contain minerals that will rust electronic circuits. If your device does get wet, remove the battery, and allow the device to dry completely before replacing it.
- Do not use or store the device in dusty, dirty areas. Its moving parts and electronic components can be damaged.
- Do not store the device in high or cold temperature. High temperatures can shorten the life of electronic devices and damage batteries.
- Do not attempt to open the device other than as instructed in this guide.
- Do not drop, knock, or shake the device. Rough handling can break internal circuit boards and fine mechanics.
- Do not use harsh chemicals, cleaning solvents, or strong detergents to clean the device. Only use a soft, clean, dry cloth to clean the surface of the device.
- Do not paint the device. Paint can clog the moving parts and prevent proper operation.
- Use indoor chargers.

## **Declaration of Conformity**

We

Cosmic Technologies Inc.

Of

Room 905, Tower 3, Dachong Business Center, Shennan Road,  
Nanshan District,SZ,PRC

Tel: +86-755-23614606-809

[www.bluproducts.com](http://www.bluproducts.com)

**This product can be used across America member states**

Declare under our sole responsibility that the product LTE/WCDMA/GSM band mobile phone to which this declaration relates, is in conformity with the following Standards: And/or other normative documents.