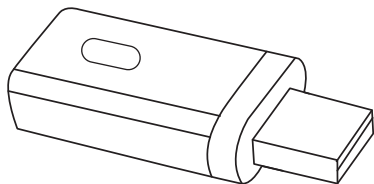




Quick Start Guide

ChargeDr™ Pro Model 4101100



System Requirements:

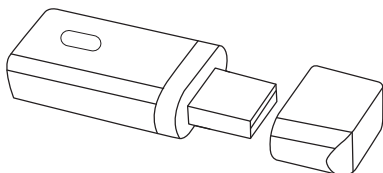
- Available USB port
- Manufacturer-provided Apple 30 pin, Apple Lightning, Samsung 30 pin or Micro USB cable (not included)

Packaging Contents:

- ChargeDr™ Pro USB Charge Booster
- Quick Start Guide

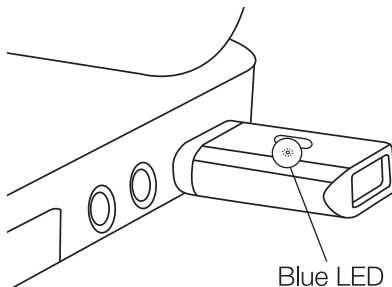
1

Remove cap from ChargeDr.



2

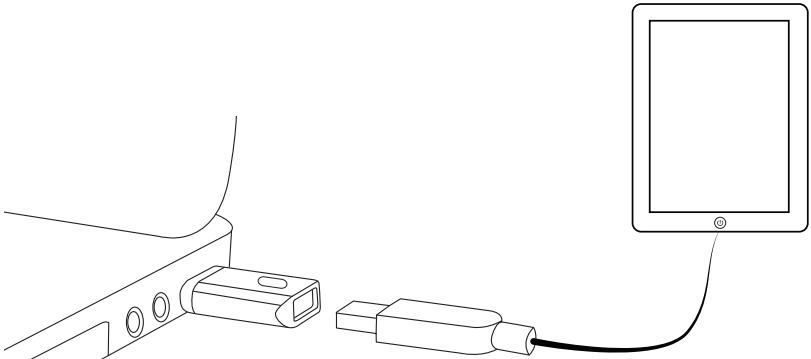
Plug ChargeDr into USB port, blue LED will be displayed



Register Your Product and receive **Technical Support** at digitalinnovations.com

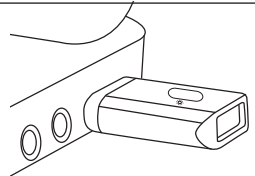
3

Plug manufacturer-provided cable into USB port of ChargeDr Pro.



4

Press button to toggle between Charging Mode and Syncing Mode. Blue LED will blink when Syncing Mode is enabled.



NOTE: When syncing is complete **toggle back to Charging Mode** for high-speed charging.

Warranty Period: Limited one-year warranty on parts and labor from the date of purchase, proof of purchase required. For warranty details, please visit www.digitalinnovations.com/warranty.html.

Part 15.105 (B)

Note : This equipment has been tested and found to comply with the limits for a Class B digital device, pursuant to part 15 of the FCC Rules. These limits are designed to provide reasonable protection against harmful interference in a residential installation. This equipment generates, uses and can radiate radio frequency energy and, if not installed and used in accordance with the instructions, may cause harmful interference to radio communications. However, there is no guarantee that interference will not occur in a particular installation. If this equipment does cause harmful interference to radio or television reception, which can be determined by turning the equipment off and on, the user is encouraged to try to correct the interference by one or more of the following measures:

- Reorient or relocate the receiving antenna.
- Increase the separation between the equipment and receiver.
- Connect the equipment into an outlet on a circuit different from that to which the receiver is connected.
- Consult the dealer or an experienced radio/TV technician for help.

Modifications not expressly approved by the manufacturer could void the user's authority to operate the equipment under FCC rules.

Register Your Product and receive **Technical Support** at digitalinnovations.com

FCC Part 15.19

This device complies with part 15 of the FCC Rules. Operation is subject to the following two conditions: (1) This device may not cause harmful interference, and (2) this device must accept any interference received, including interference that may cause undesired operation.

FCC Part 15.21

Any changes or modifications (including the antennas) made to this device that are not expressly approved by the manufacturer may void the user's authority to operate the equipment.