

Quick Start Guide

The Headphone

BRAGI



v2, 2016-11, THP GSG English

CE0890

BT: 2402-2480 MHz NFMI: 10.579MHz
FCC ID: 2AF5TH1001L FCC ID: 2AF5TH1001R



Bragi GmbH, Sendlinger Str.7 / Angerblock, 80331 Munich, Germany, Earth

Copyright ©2015 Bragi GmbH. All rights reserved. BRAGI, The Dash, and the B logo are trademarks of Bragi GmbH in the U.S. or one or more other countries. The absence of a product or service name or logo from this list does not constitute a waiver of Bragi GmbH trademark or other intellectual property rights concerning that name or logo. Patents pending.

support.bragi.com

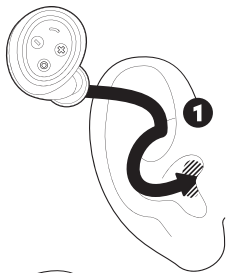
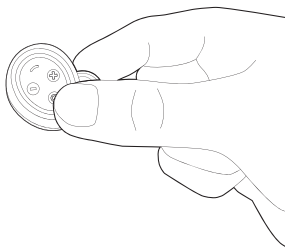
Get started.



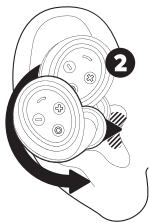
To enter pairing mode hold **Ⓞ** for 3 seconds until the right LED starts blinking.

Select **BRAGI HP** in the Bluetooth settings on your device.

Before pairing to a new device, make sure your Headphone is switched off.



Insert. PerfectFit.



Try different FitTips for the PerfectFit.

Press. Hold.



1 sec.

Press

Power on & connect to last device

LED is on until your Headphone is connected

Play/Pause/Answer call

Press

2x Press

Next track

3x Press

Previous track

1 sec.

End call/Voice Assistant

3 sec.

Power off / Pairing mode

LED blinks x4 / blinks until your Headphone is connected



Press

Volume up

1 sec.

Audio Transparency on



Press

Volume down

1 sec.

Audio Transparency off