



bsdracing


8+

Model:BT1001

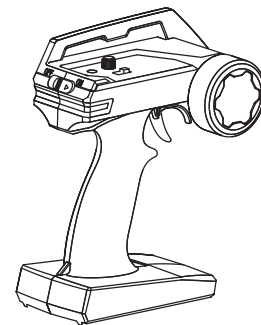
⚠ Caution

- (1). Small parts. Keep out of reach of small children.
- (2). Please operate in an open field without any wave interference.
- (3). When transmitter is low in power, please stop and change batteries immediately.
- (4). On backout after the removal, please do not place discarded to avoid contamination sanitation.
- (5). Please store the car and the transmitter in a dry and cool environment.
- (6). Keep away from fire, hot or humid environment.
- (7). If car battery is wet, be sure to wipe and dry it completely to avoid any damage.

Product Configuration



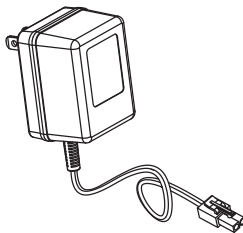
Car



2.4G Transmitter

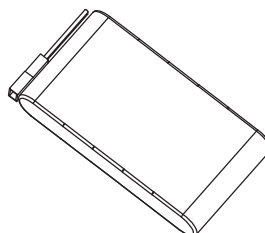
Optional Parts

①



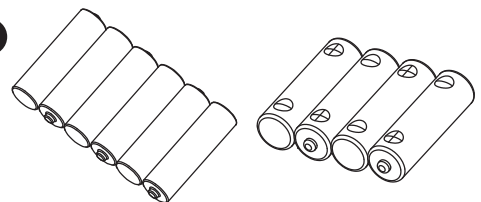
Charger

②



Ni-MH battery pack

③



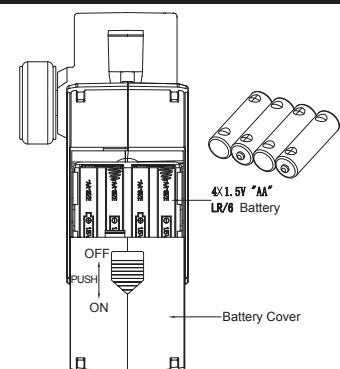
AA batteries (6 pcs for car,
4 pcs for transmitter)

Install Transmitter Batteries

1. Remove the battery cover.
2. Install 4*1.5V AA batteries (not included) in correct polarities.
3. Close the battery cover.

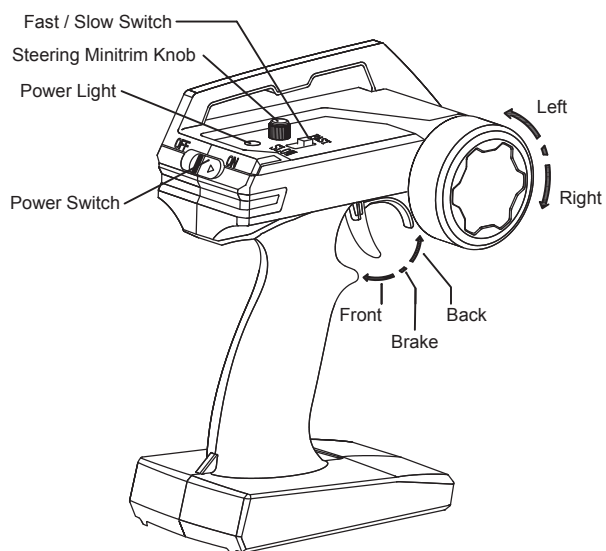
⚠ Notice:

1. When installing batteries, please be sure to match the polarities labeled on the battery holder.
2. Do not mix old and new batteries.
3. Do not mix different type of batteries.

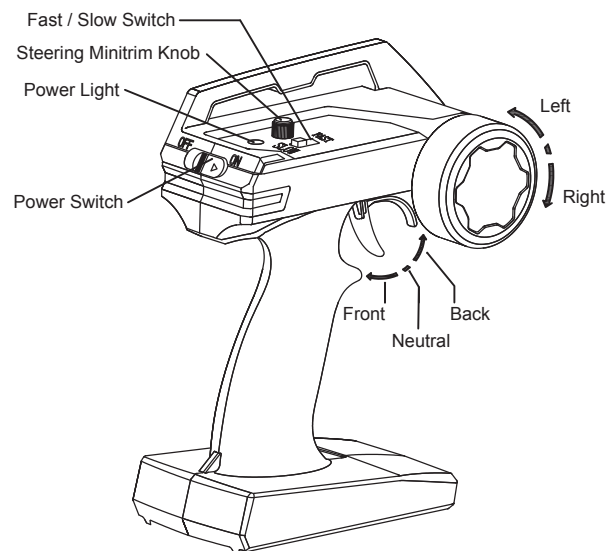


Transmitter Operation

● Slow Speed

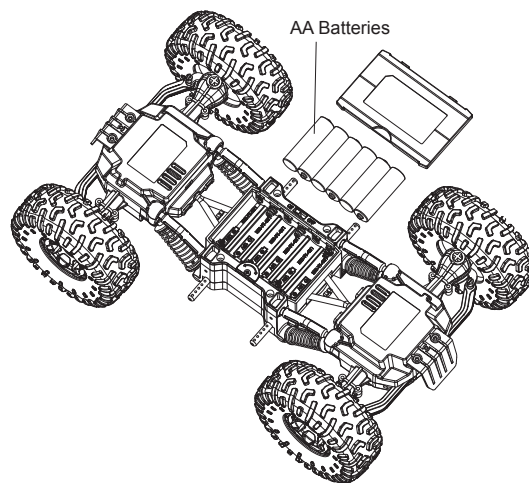
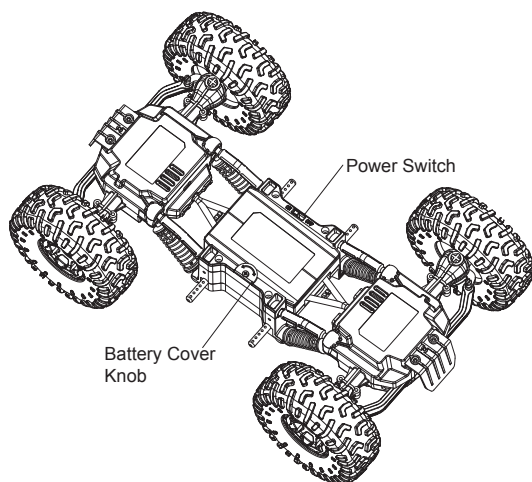


● Fast Speed

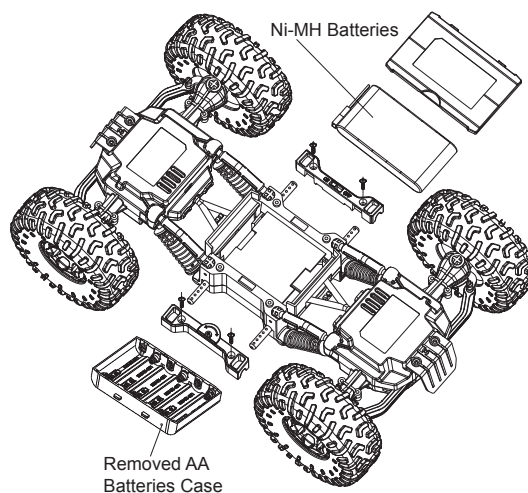
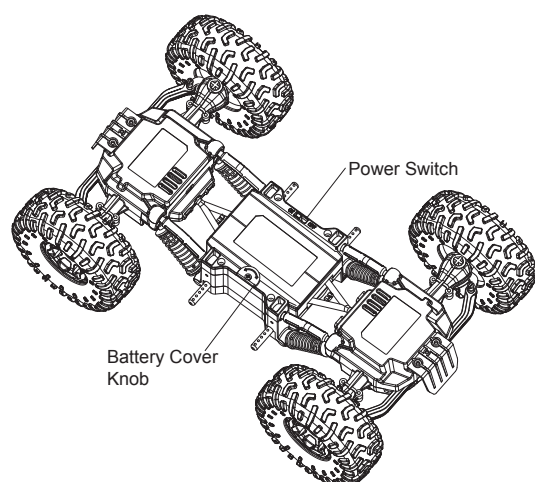


Install Batteries

● Installed AA Batteries



● Install Ni-MH Batteries



Federal Communications Commission (FCC) Statement

This device complies with part 15 of the FCC Rules. Operation is subject to the following two conditions: (1) This device may not cause harmful interference, and (2) this device must accept any interference received, including interference that may cause undesired operation.

Note: This equipment has been tested and found to comply with the limits for a Class B digital device, pursuant to part 15 of the FCC Rules. These limits are designed to provide reasonable protection against harmful interference in a residential installation. This equipment generates, uses and can radiate radio frequency energy and, if not installed and used in accordance with the instructions, may cause harmful interference to radio communications. However, there is no guarantee that interference will not occur in a particular installation. If this equipment does cause harmful interference to radio or television reception, which can be determined by turning the equipment off and on, the user is encouraged to try to correct the interference by one or more of the following measures:

- Reorient or relocate the receiving antenna.
- Increase the separation between the equipment and receiver.
- Connect the equipment into an outlet on a circuit different from that to which the receiver is connected.
- Consult the dealer or an experienced radio/TV technician for help.

Warning: Changes or modifications made to this device not expressly approved by BSD RACING TECHNOLOGIES CO., LTD. may void the FCC authorization to operate this device.

Note: The manufacturer is not responsible for any radio or tv interference caused by unauthorized modifications to this equipment. Such modifications could void the user's authority to operate the equipment.