


# 5105G KEYBOARD USER'S GUIDE


This keyboard is fully compatible with IBM PS/2.


## System requirement:


- Microsoft® Windows® 98 Windows® ME, Windows® 2000 or Windows® XP operating system.
- The system supporting ACPI or APMII.
- ATX motherboard and ATX power supply.

The functions of the power management are specified and performed by Windows® 98 operating system, no vendor-specified driver is needed to use them, but the Windows® 98 operating system is necessary. There could be one or two or three ACPI power management keys on the keyboard, those functions are as follows.

 **Power off** key: Power down the system.

 **Sleep** key: Put the system to sleep.

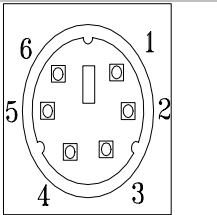
 **Wake up** key: Wake up or powers up the system.

 **Power** key: (Single key with three functions above)

- Press this key and hold over four seconds to power down the system.
- Press this key and release it within four seconds to put the system to sleep.
- When the system is asleep or powered down, press this key and release it within four seconds to wake up or power up the system.

## Keyboard Cable Connector

Contact Number	Signal Name
1	data
2	Reserved
3	Ground
4	Reserved
5	+ 5VDC
6	clock



## FCC GUIDELINES

This equipment has been tested and found to comply with the limits for a Class B digital device, pursuant to Part 15 of the FCC Rules. These limits are designed to provide reasonable protection against harmful interference in a residential installation. This equipment generates, uses and can radiate radio frequency energy and, if not installed and used in accordance with the instructions may cause harmful interference to radio communications. However, there is no guarantee that interference will not occur in a particular installation. If this equipment does cause harmful interference to radio or television reception, which can be determined by turning the equipment off and on, the user is encouraged to try to correct the interference by one or more of the following measures:

- Reorient or relocate the receiving antenna.
- Increase the separation between the equipment and receiver.
- Connect the equipment into an outlet on a circuit different from that to which the receiver is connected.
- Consult the dealer or an experienced radio/TV technician for help.

- Use only shielded cables to connect I/O devices to this equipment.

FCC Warning: This device complies with Part 15 of the FCC Rules. Operation is subject to the following two conditions: (1) this device may not cause harmful interference, (2) this device must accept any interference received, including interference that may cause undesired operation.

**Information to User:**

- ☞ *Any changes or modifications not expressly approved by the party responsible for compliance could void the user's authority to operate this equipment. Shielded interface cable, if any, must be used in order to comply with emission limits.*

*IBM PS/2 are registered trademarks of International Business Machines Corporation.*

*Microsoft and Windows are registered trademarks of Microsoft Corporation in the United States and/or other countries.*

*All other trademarks are trademarks of their respective holders.*