

F5L149 Bluetooth Keyboard Product Guide

Getting Started

Thank you for choosing this Bluetooth Keyboard . F5L149 is to develop a BT3.0 Keyboard for iPad4 device. requirements.

Set up the keyboard.









1. keyboard Stand (Blue LED light)
2. Press Fn+Pair button. The battery light flashes blue.
3. Complete Bluetooth pairing on your device.

• Low battery warning

Orange-colored LED on upper-right edge of keyboard will keep flashing when it operates in low power.

•The following description of keys applies for the operating systems that support these functions:

	Mute (Fn+9)	Press this key to mute/un mute the audio.
	Volume Down (Fn+0)	Press this key to decrease the volume.
	Volume Up(Fn+-)	Press this key to increase the volume.
	Previous Track (Fn+6)	Multimedia key to skip to the previous track in the active player.
	Play/Pause (Fn+7)	Multimedia key to play or pause the track or video in the active player.
	Next Track(Fn+8)	Multimedia key to skip to the next track in the active player.

Technical data

Designation	Value
Wireless	Bluetooth
Operating Frequency	2402MHz~2480MHz
Storage temperature	-20 °C ... +60 °C
Operating temperature	0 °C ... +40 °C
Battery type	Li battery
Supply voltage	3.8V(3.5~4.2V)
Current consumption	max. 50 mA

FEDERAL COMMUNICATIONS COMMISSION (FCC) STATEMENT

This equipment has been tested and found to comply with the limits for a Class B digital device, pursuant to Part 15 of FCC rules. These limits are designed to provide reasonable protection against harmful interference in a residential installation. This equipment generates, uses and can radiate radio frequency energy and, if not installed and used in accordance with the instructions, may cause harmful interference to radio communications. However, there is no guarantee that interference will not occur in a particular installation. If this equipment does cause harmful interference to radio or television reception, which can be determined by turning the equipment off and on, the user is encouraged to try to correct the interference by one or more of the following measures:

- Reorient or relocate the receiving antenna.
- Increase the separation between the equipment and receiver.
- Connect the equipment into an outlet on a circuit different from that to which the receiver is connected.
- Consult the dealer or an experienced radio/TV technician for help.

This device complies with part 15 of FCC rules. Operation is subject to the following two conditions: (1) This device may not cause harmful interference, and (2) This device must accept any interference received, including interference that may cause undesired operation.

Ce dispositif est conforme à la norme CNR-210 d'Industrie Canada applicable aux appareils radio exempts de licence. Son fonctionnement est sujet aux deux conditions suivantes: (1) le dispositif ne doit pas produire de brouillage préjudiciable, et (2) ce dispositif doit accepter tout brouillage reçu, y compris un brouillage susceptible de provoquer un fonctionnement indésirable.

CAUTION: AVOID PROLONGED USE OF THE KEYBOARD WITHOUT BREAKS.

Take regular breaks and keep a good posture. Consult your physician promptly if you notice any loss of motion or pain in your wrist when using the keyboard.

PRODUCT DISPOSAL INFORMATION

Dispose of this product in accordance with local and national disposal regulations.