

Koogeek-S1



Function

View 8 Groups of Body Composition Data via the app.

Weight: Check your weight trends

Lean Mass %: Track muscle gain

Fat Mass%: Measure body fat percentage, track fat loss

BMI: Check your healthy range

Bone Mass %: Check your bone mass percentage

Body Water %: Check your body water percentage

BMR: Check your basal metabolic rate

Visceral Fat %: Check your visceral fat percentage

Warning

This appliance can be used by children aged from 8 years and above and persons with reduced physical, sensory or mental capabilities of lack of experience and knowledge if they have been given supervision or instruction concerning use of the appliance in a safe way and any understand the hazards involved. Children shall not be play with the appliance. Cleaning and user maintenance shall not be made by children without supervision.

This product will send the measurement data only after the completion of the human body measurement

How to use

1. Make sure the power supply is normal before using the smart health scale.
2. When a user stands barefoot on the smart health scale (face the direction of smart health scale display with each foot stepping on the ITO film of the smart health scale), once the body weight is more than 5kg, the smart health scale will start measuring weight and body resistance and display weight on the screen. The smart health scale will automatically turn off five seconds after the user stepping off the scale.
3. When the smart health scale is on, switch weight unit (kg, lb, St) by pressing the Reset button on the back of the scale .
4. When the smart health scale is off, press and hold the Reset button for 5 seconds or more, the smart health scale enters configuration status, and then the user can bind smart health scale to the app.

Specifications

Name: Bluetooth Wi-Fi Smart Scale

Model: Koogeek-S1

Users: Up to 16 users

Measuring Range: 5kg-150kg

Function: Measuring weight, BMI, body fat, body water, lean mass, bone mass, visceral fat, BMR

Power Supply: 4 * AA Battery

Size: 315mm * 315mm * 29 mm

Weight: 2.5kg

Wireless: Bluetooth 4.0, Wi-Fi

Display Screen: LED (Blue)

Color: White

Supported System: Android, iOS

Compatible iOS devices: iOS 8.0 or above


Compatible Android devices: Android 4.3 or above

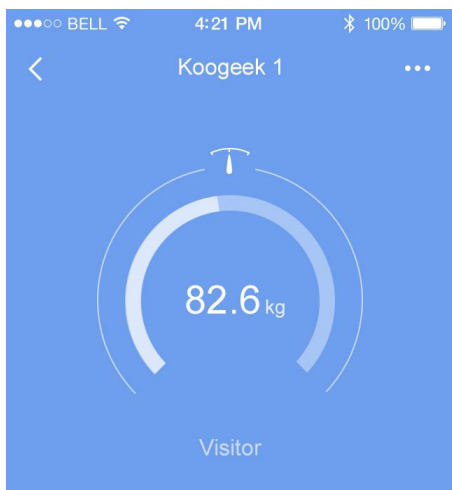
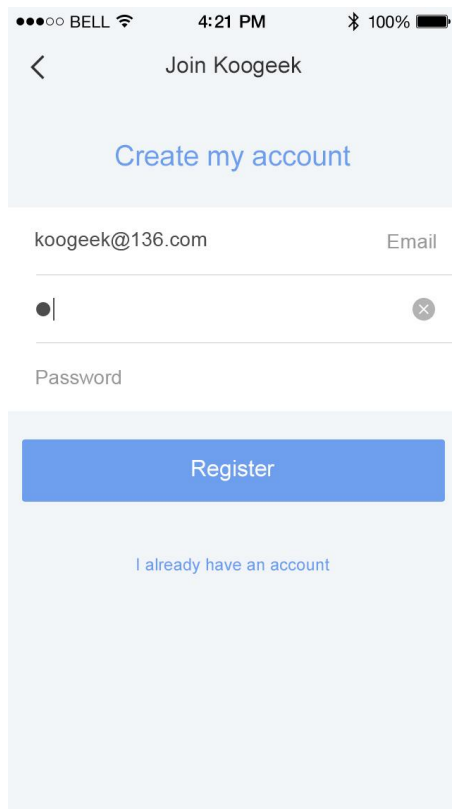
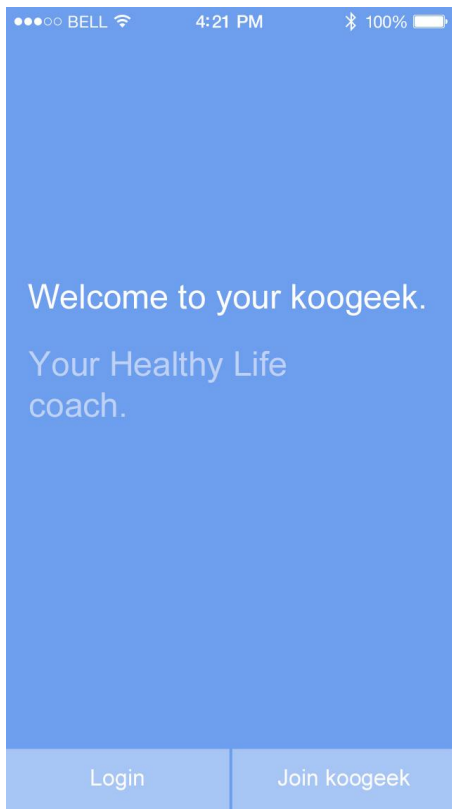
Operating Temperature: 0 °C to 56 °C

Relative Humidity: 0-95%

Material: ITO tempered glass + ABS

APP Introduction

1. APP Download Website:  www.koogeek.com
2. APP Installation: For Android mobile phones, please download the app through the official web site, and install directly on the phone; For iOS mobile phones, please download through app store and install the app.
3. APP Instructions
 - 3.1 When installing the app for the first time, the user needs to register a new user account and log in.
 - 3.2 Choose the smart health scale in the device list on the app, when a user stands on the smart health scale, it can be connected via Bluetooth with the app on the smart phone and the app can get measuring results and calculate the eight groups of health data.



| BMI | Fat Mass |
|------------------|----------|
| 21.7 | 10.5 |
| Standard | % |
| The last weight | 82.1kg |
| My target weight | 86kg |

POWER

Battery: 4xAA batteries

SWITCH OFF OR AUTO OFF

- 1, After finish weighing or if no any operation of the scale, the scale will automatically switch off after approximate 30 seconds.

LOW BATTERY INDICATOR

When the battery power is low, scale will display "Lo", please replace the battery in time.

ATTENTION

- 1, Place the scale on a hard and flat surface to ensure the greatest accuracy and reliability.
- 2, Do not use any chemical cleanser to clean the scale. Clean your scale with a damp cloth, but do not immerge your scale into any liquid, as this can damage the inner parts.
- 3, To ensure that the scales of life, please do not over-heat scale placed in the environment.
- 4, Remove the batteries if the scale is not being used for a long time.
- 5, Treat your scale with care. It's a precision instrument, do not drop it or jump on it. Don't put the object over 150% of the max capacity on the plate.
- 6, If the scale doesn't work, check whether the battery contact well with the contactor. If the scale has been used for a long time, check whether the batteries need to be replaced. If necessary, please contact the distributor or call our company.
- 7, This scale is only used in household for body weight measurement, not for commercial or other use

This equipment has been tested and found to comply with the limits for a Class B digital device, pursuant to part 15 of the FCC rules. These limits are designed to provide reasonable protection against harmful interference in a residential installation. This equipment generates, uses, and can radiate radio frequency energy and, if not installed and used in accordance with the instructions, may cause harmful interference to radio communications. However, there is no guarantee that interference will not occur in a particular installation.

If this equipment does cause harmful interference to radio or television reception, which can be determined by turning the equipment off and on, the user is encouraged to try to correct the interference by one or more of the following measures:

- Reorient or relocate the receiving antenna.
- Increase the separation between the equipment and receiver.

- Connect the equipment into an outlet on a circuit different from that to which the receiver is connected.
- Consult the dealer or an experienced radio/TV technician for help.

To assure continued compliance, any changes or modifications not expressly approved by the party responsible for compliance could void the user’s authority to operate this equipment.

Radiation Exposure Statement

This equipment complies with FCC radiation exposure limits set forth for an uncontrolled environment and it also complies with Part 15 of FCC RF Rules.

CAUTION

To comply with the limits of the Class B digital device, pursuant to Part 15 of the FCC Rules, this device is comply with Class B limits. All peripherals must be shielded and grounded. Operation with non-certified peripherals or non-shielded cables may results in interference to radio or reception.

MODIFICATION

Any changes or modifications not expressly approved by the grantee of this device could void the user’s authority to operate the device.

Annex of Report

Manufacturer’s Declaration of the EUT

(altogether 5 pages)

Guidance and manufacturer’s declaration – electromagnetic emission – for all EQUIPMENT AND SYSTEMS

| | | | |
|---|---|------------|--|
| 1 | Guidance and manufacturer’s declaration – electromagnetic emission | | |
| 2 | The SF-371 body fat scale is intended for use in the electromagnetic environment specified below. The customer or the user of SF-371 body fat scale should assure that it is used in such an environment. | | |
| 3 | Emissions test | Compliance | Electromagnetic environment - guidance |
| 4 | RF emissions CISPR 11 | Group 1 | The SF-371 body fat scale uses RF energy only for its internal function. Therefore, its RF emissions are very low and are not likely to cause any interference in nearby electronic equipment. |

| | | | |
|---|---|---------|--|
| 5 | RF emissions CISPR 11 | Class B | The SF-371 body fat scale is suitable for use in all establishments, including domestic establishments and those directly connected to the public low-voltage power supply network that supplies buildings used for domestic purposes. |
| 6 | Harmonic emissions IEC 61000-3-2 | N/A | |
| 7 | Voltage fluctuations / flicker emissions IEC 61000-3-3 | N/A | |

Guidance and manufacturer's declaration – electromagnetic immunity – for all EQUIPMENT and SYSTEMS

| Guidance and manufacturer's declaration – electromagnetic immunity | | | |
|---|--|------------------------------|--|
| The SF-371 body fat scale is intended for use in the electromagnetic environment specified below. The customer or the user of the SF-371 body fat scale should assure that it is used in such an environment. | | | |
| Immunity test | IEC 60601 test level | Compliance level | Electromagnetic environment - guidance |
| Electrostatic discharge (ESD) IEC 61000-4-2 | ± 6 kV contact ± 8 kV air | ± 6 kV contact ± 8 kV air | Floors should be wood, concrete or ceramic tile. If floors are covered with synthetic material, the relative humidity should be at least 30 %. |
| Electrostatic transient / burst IEC 61000-4-4 | ± 2 kV for power supply lines ± 1 kV for input/output lines | N/A | Mains power quality should be that of a typical commercial or hospital environment. |


| | | | |
|--|---|-------|--|
| Surge IEC 61000-4-5 | ± 1 kV differential mode ± 2 kV common mode | N/A | Mains power quality should be that of a typical commercial or hospital environment. |
| Voltage dips, short interruptions and voltage variations on power supply input lines IEC 61000-4-11 | $< 5\% U_T$ ($>95\%$ dip in U_T) for 0.5 cycle $40\% U_T$ (60% dip in U_T) for 5 cycles $70\% U_T$ (30% dip in U_T) for 25 cycles $< 5\% U_T$ ($>95\%$ dip in U_T) for 5 sec | N/A | Mains power quality should be that of a typical commercial or hospital environment. If the user of the SF-371 body fat scale requires continued operation during power mains interruptions, it is recommended that the SF-371 body fat scale be powered from an uninterruptible power supply or a battery. |
| Power frequency (50/60 Hz) magnetic field IEC 61000-4-8 | 3 A/m | 3 A/m | Power frequency magnetic fields should be at levels characteristic of a typical location in a typical commercial or hospital environment. |

NOTE

U_T is the a. c. mains voltage prior to application of the test level.

**Guidance and manufacturer's declaration – electromagnetic immunity –
for EQUIPMENT and SYSTEM that are not LIFE-SUPPORTING**

| Guidance and manufacturer's declaration – electromagnetic immunity | | | |
|---|---------------------------------|-------------------------|---|
| The SF-371 body fat scale is intended for use in the electromagnetic environment specified below. The customer or the user of the SF-371 body fat scale should assure that it is used in such an environment. | | | |
| Immunity test | IEC 60601 test level | Compliance level | Electromagnetic environment - guidance |
| Conducted RF IEC 61000-4-6 | 3 Vrms 150 kHz to 80 MHz | N/A | <p>Portable and mobile RF communications equipment should be used no closer to any part of the SF-371 body fat scale, including cables, than the recommended separation distance calculated from the equation applicable to the frequency of the transmitter.</p> <p>Recommended separation distance</p> $d = \left[\frac{3.5}{V_1} \right] \sqrt{P}$ |
| Radiated RF IEC 61000-4-3 | 3 V/m 80 MHz to 2.5 GHz | 3 V/m | $d = \left[\frac{3.5}{E_1} \right] \sqrt{P} \quad 80 \text{ MHz to } 800 \text{ MHz}$ $d = \left[\frac{7}{E_1} \right] \sqrt{P} \quad 800 \text{ MHz to } 2.5 \text{ GHz}$ <p>where p is the maximum output power rating of the transmitter in watts (W) according to the transmitter manufacturer and d is the recommended separation distance in metres (m).^b</p> <p>Field strengths from fixed RF transmitters, as determined by an electromagnetic site survey,^a should be less than the compliance level in each frequency range.^b</p> <p>Interference may occur in the vicinity of equipment marked with the following symbol:</p> |

| | | | |
|---|--|--|---|
| | | |  |
| <p>NOTE 1 At 80 MHz and 800 MHz, the higher frequency range applies.</p> <p>NOTE 2 These guidelines may not apply in all situations. Electromagnetic is affected by absorption and reflection from structures, objects and people.</p> | | | |
| <p>^a Field strengths from fixed transmitters, such as base stations for radio (cellular/cordless) telephones and land mobile radios, amateur radio, AM and FM radio broadcast and TV broadcast cannot be predicted theoretically with accuracy. To assess the electromagnetic environment due to fixed RF transmitters, an electromagnetic site survey should be considered. If the measured field strength in the location in which the SF-371 body fat scale is used exceeds the applicable RF compliance level above, the SF-371 body fat scale should be observed to verify normal operation. If abnormal performance is observed, additional measures may be necessary, such as reorienting or relocating the SF-371 body fat scale .</p> <p>^b Over the frequency range 150 kHz to 80 MHz, field strengths should be less than 3V/m.</p> | | | |

Recommended separation distances between portable and mobile RF communications equipment and the EQUIPMENT or SYSTEM - for EQUIPMENT and SYSTEMS that are not LIFE-SUPPORTING

| Recommended separation distances between portable and mobile RF communications equipment and the SF-371 body fat scale | | | |
|---|--|----------------------------------|--------------------------------|
| <p>The SF-371 body fat scale is intended for use in an electromagnetic environment in which radiated RF disturbances are controlled. The customer or the user of the SF-371 body fat scale can help prevent electromagnetic interference by maintaining a minimum distance between portable and mobile RF communications equipment (transmitters) and the SF-371 body fat scale as recommended below, according to the maximum output power of the communications equipment</p> | | | |
| Rated maximum output of transmitter W | Separation distance according to frequency of transmitter | | |
| | 150 kHz to 80 MHz | 80 MHz to 800 MHz | 800 MHz to 2.5 GHz |
| | $d = [\frac{3.5}{V_1}] \sqrt{P}$ | $d = [\frac{3.5}{E_1}] \sqrt{P}$ | $d = [\frac{7}{E_1}] \sqrt{P}$ |
| 0.01 | / | 0.12 | 0.23 |
| 0.1 | / | 0.38 | 0.73 |
| 1 | / | 1.2 | 2.3 |

| | | | |
|-----|---|-----|-----|
| 10 | / | 3.8 | 7.3 |
| 100 | / | 12 | 23 |

For transmitters rated at a maximum output power not listed above the recommended separation distance d in metres (m) can be estimated using the equation applicable to the frequency of the transmitter, where P is the maximum output power rating of the transmitter in watts (W) according to the transmitter manufacturer.

NOTE 1 At 80 MHz and 800 MHz, the separation distance for the higher frequency range applies.

NOTE 2 These guidelines may not apply in all situations. Electromagnetic propagation is affected by absorption and reflection from structures, objects and people.