

SERVICE NEW AND REPLACEMENT PARTS

SC-3 SINGLE CHECK VALVES

CATALOG
03-A-7

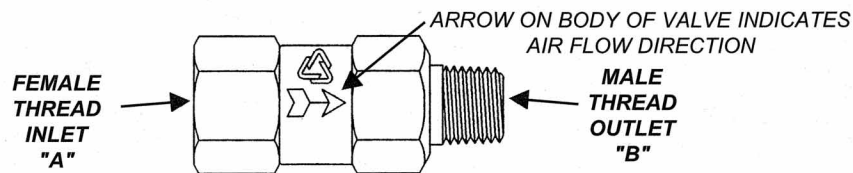
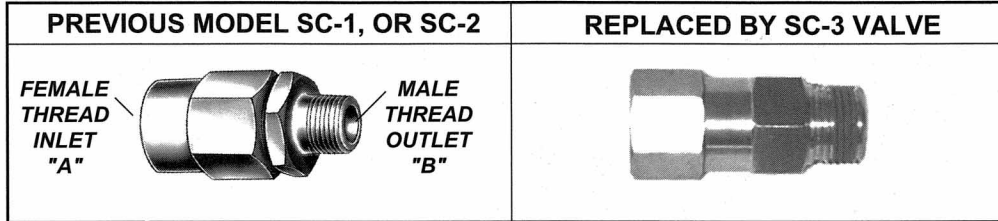
The single check valve is a protection device which is used extensively to separate and protect portions of the air brake system (and especially reservoirs) located ahead of the arrow stamped on its body. It permits air to flow through it in only one direction as indicated by the arrow. The earlier SC, SC-1, and SC-2 single check valves are replaced by the SC-3 valve. It is available in a variety of sizes and configurations to suit various applications. The SC-3 valve is a non-serviceable item and includes no field serviceable components.

Single Check Valves are not available as Remanufactured Exchange items.

For service/maintenance information, see:
Service Data Sheet SD-03-2205.

Wt. approx. .3lbs (varies)
VMRS No. 13-010-013.

Device Code is 2205

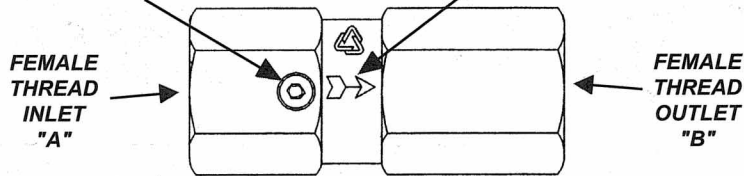


Part No.	Valve	"A" Thread	"B" Thread	O.E. P/N.	SC-3 Service P/N
109907	SC-1	1/4	1/8	5003989	800374
275569	SC-1	1/4	1/8	5003989	
5003989	SC-3	1/4	1/8	5003989	
229603	SC-1	1/4	1/4	5003990	800375
5003990	SC-3	1/4	1/4	5003990	
107587	SC-1	3/8	3/8	5003988	800373
227856	SC-2	3/8	3/8	5003987	
227870	SC-1	3/8	3/8	5003987	
228195	SC-2	3/8	3/8	5003987	
281349	SC-2	3/8	3/8	5003987	
5001338	SC-1	3/8	3/8	5003987	
5003987	SC-3	3/8	3/8	5003987	
5003988	SC-3	3/8	3/8	5003988	
104286	SC-2	1/2	1/2	5003982	800372
104531	SC-2	1/2	1/2	5003985	
107588	SC-1	1/2	1/2	5003981	
107731	SC-1	1/2	1/2	5003982	
107757	SC-2	1/2	1/2	5003983	
109112	SC-1	1/2	1/2	5003980	
109226	SC-2	1/2	1/2	5003983	
227717	SC-2	1/2	1/2	5003980	
227788	SC-1	1/2	1/2	5003980	
227866	SC-2	1/2	1/2	5003980	
227871	SC-1	1/2	1/2	5003983	
228194	SC-2	1/2	1/2	5003980	
276421	SC-1	1/2	1/2	5003981	
282571	SC-2	1/2	1/2	5003986	
283806	SC-2	1/2	1/2	5003986	
284976	SC-2	1/2	1/2	5003982	
288048	SC-1	1/2	1/2	5003981	
289326	SC-1	1/2	1/2	5003984	
289594	SC-2	1/2	1/2	5003980	
5003980	SC-3	1/2	1/2	5003980	
5003981	SC-3	1/2	1/2	5003981	
5003982	SC-3	1/2	1/2	5003982	
5003983	SC-3	1/2	1/2	5003983	
5003984	SC-3	1/2	1/2	5003984	
5003985	SC-3	1/2	1/2	5003985	
5003986	SC-3	1/2	1/2	5003986	

PREVIOUS MODEL SC, SC-1, OR SC-2			REPLACED BY SC-3 VALVE
<p>FEMALE THREAD INLET "A"</p> <p>FEMALE THREAD OUTLET "B"</p>	OR	OR	

SC-3 P/N 5003977 FEATURES 1/16" NPT PIPE PLUG (P/N 233008)

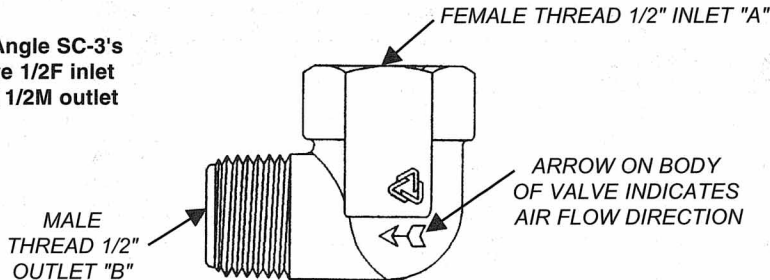
ARROW ON BODY OF VALVE INDICATES AIR FLOW DIRECTION



Part No.	Valve	"A" Thread	"B" Thread	O.E. P/N.	SC-3 Service P/N
225595	SC	1/4	1/4	5003979	800371
226691	SC-1	1/4	1/4	5003979	
5003979	SC-3	1/4	1/4	5003979	
276165	SC-1	1/2	1/2	5003978	800370
227703	SC-2	1/2	1/2	5003978	
227704	SC-1	1/2	1/2	5003978	
5003978	SC-3	1/2	1/2	5003978	
102005	SC-2	3/4	3/4	5003977	800369
277657	SC-2	3/4	3/4	5003977	
5003977	SC-3	3/4	3/4	5003977	

PREVIOUS MODEL SC-1	REPLACED BY SC-3 VALVE
<p>MALE THREAD OUTLET "B"</p> <p>FEMALE THREAD INLET "A"</p>	<p>ANGLE SC-3</p>

All Angle SC-3's have 1/2F inlet and 1/2M outlet



Part No.	Valve	"A" Thread	"B" Thread	O.E. P/N.	SC-3 Service P/N
104327	SC-1	1/2	1/2	5003992	800376
104994	SC-1	1/2	1/2	5003993	
106998	SC-1	1/2	1/2	5003991	
5000072	SC-1	1/2	1/2	5003993	
5003991	SC-3	1/2	1/2	5003991	
5003992	SC-3	1/2	1/2	5003992	
5003993	SC-3	1/2	1/2	5003993	