

BRAKE VALVES

TYPE E-2


CATALOG
03-D-01

The brake valve is a graduating directional control valve and is generally used to control all the service brakes on a vehicle. The most popular configuration utilizes a pedal. However, other types of actuating means are available.

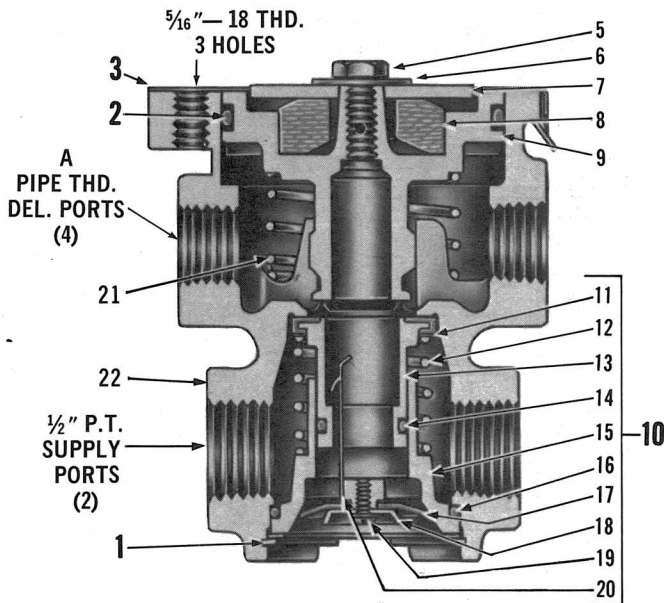
The single circuit valve such as the E-2 is used in single circuit systems.

For installation and maintenance information, see Instruction and Service Data Sheet SD-33.

¼" P.T.
AUXILIARY
DEL. PORT
FOR PC. NO.
276330
ONLY



¼" P.T.
AUXILIARY
DEVICES
(2)



MAJOR MAINTENANCE KIT 289324

NO.	QTY. REQ.	DESCRIPTION
3	1	Retainer
5	1	Cap Screw (Nylon Lock)
6	1	Washer
7	1	Spring Seat
9	1	Piston
21	1	Piston Return Spring

MINOR MAINTENANCE KIT 276119

NO.	QTY. REQ.	DESCRIPTION
1	1	Retaining Ring
2	1	O-Ring
8	1	Rubber Spring
10	1	Inlet-Exhaust Valve Ass'y
11	1	Valve Retainer
12	1	Valve Spring
13	1	Inlet-Exhaust Valve
14	1	O-Ring
15	1	Exhaust Check Valve Seat
16	1	O-Ring
17	1	Diaphragm
18	1	Diaphragm Washer
19	1	Screw
20	1	Inlet Valve Preload Spring

Note: Item 22 (Body) Not Serviceable
Additional Pc. Nos. Listed on this Page
Are Available in Min. Qty. per Price List.

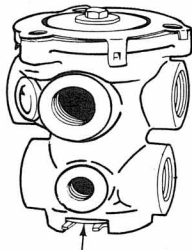
Service/Remanufactured E-2 Brake Valve (Basic)

BASIC E-2 BRAKE VALVE PC. NO.	A PIPE THD. (DELIVERY)
229500	⅜"
229501	½"
275524	½"
276330	½"

E-2 BRAKE VALVE (BASIC) Conversion List

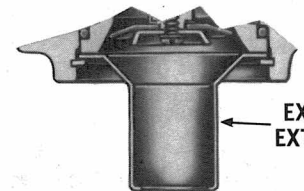
BASIC E-2 BRAKE VALVE PC. NO.	SERVICE/REMANUFACTURED REPLACEMENT PC. NO.
229500	229500
229501	229501
A229523	229500
A229524	229501
B229996	229501
275524	275524
276330	276330
B277023	229501

A—Add Exh. Extension, 239676 To Serv. Replacement.
B—Add Stud, 212292, L.W. 202982 & Nut, 203145 To Serv. Replacement.



E-2 BRAKE VALVES HAVE IDENTIFICATION WASHER HERE

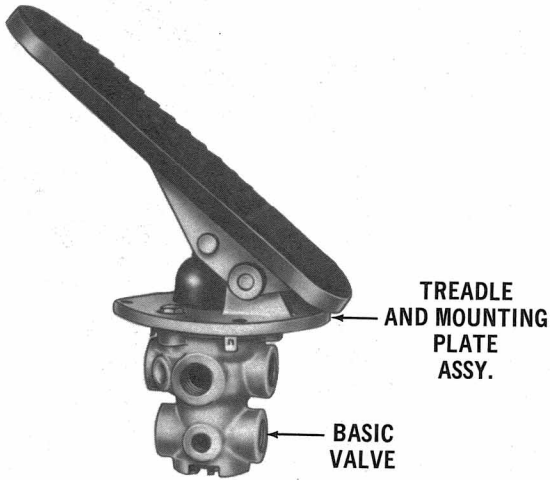
REMANUFACTURED BASIC BRAKE VALVE



EXHAUST EXTENSION

PARTIAL VIEW SHOWING EXHAUST EXTENSION
PC. NO. 239676

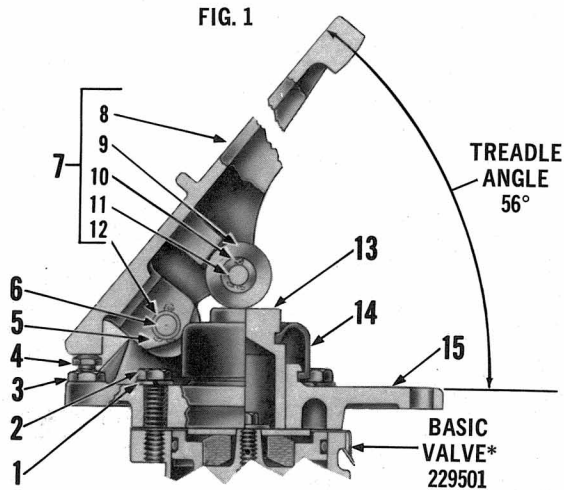
**E-2 BRAKE VALVE
(TREADLE TYPE)
CONVERSION LIST**



SEE PG. 1 FOR BASIC VALVE DETAILS.

O.E. BRAKE VALVE PC. NO.	SERVICE/REMFR. REPLACEMENT (BASIC) PC. NO.	TREADLE & MOUNTING PLATE ASSY. PC. NO.
229800	229501	280038
229989	229501	229905C
275000	275524	275732B
275056	229501	281263
275102	229500	280038
275241	229501A	288570
275406	229501	279752
275544	229501	288570
275553	229501	275747C
275556	229501	281433
276079	229500	279752
277456	275524	288570
277472	229501	See Fig. 2
278434	229501	See Fig. 1
280047	229501	280870
280050	229501	280038
280277	229501	281421
280278	229501	281422
283409	275524	283656C
283927	229501	See Fig. 2
284284	229501	283841C
285570	229501	280038

- A—Add Exhaust Extension, 239976.
- B—Add Three (3) Cap Screw, 243046.
- C—Add Three (3) Cap Screw, 202979 And Three (3) Lock Washer, 202982.

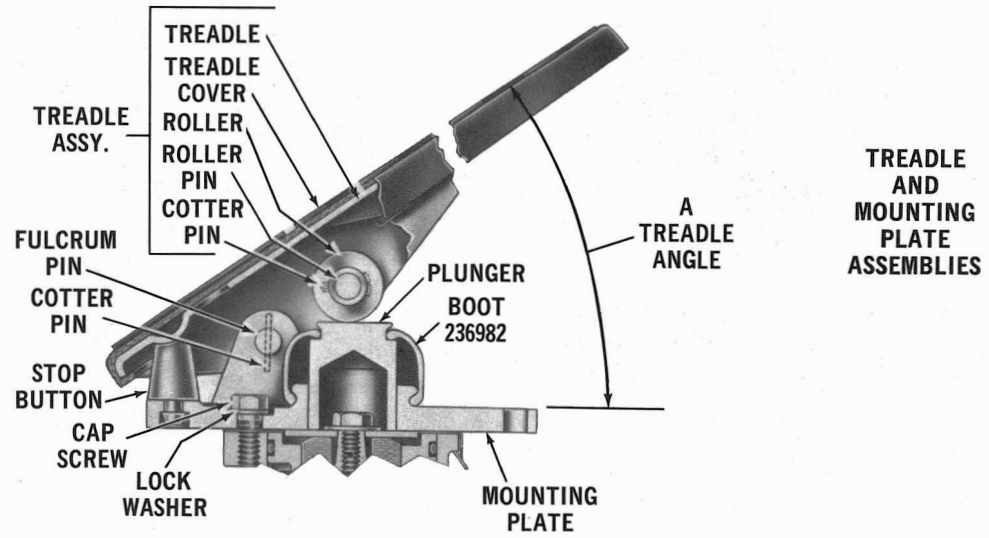


**E-2 BRAKE VALVE
PC. NO. 278434**

NO.	PC. NO.	QUAN.	DESCRIPTION
1	202982	3	Lock Washer
2	203821	3	Cap Screw
3	230250	1	Nut
4	236196	1	Adjusting Screw
5	210492	1	Cotter Pin
6	238438	1	Fulcrum Pin
7	281824	1	Treadle Assembly
8	246201	1	Treadle
9	233034	1	Roller
10	231664	1	Cotter Pin
11	238479	1	Roller Pin
12	230906	2	Bushing
13	237548	1	Plunger
14	236982	1	Boot
15	240189	1	Mounting Plate

*SEE PG. 1 FOR BASIC VALVE DETAILS

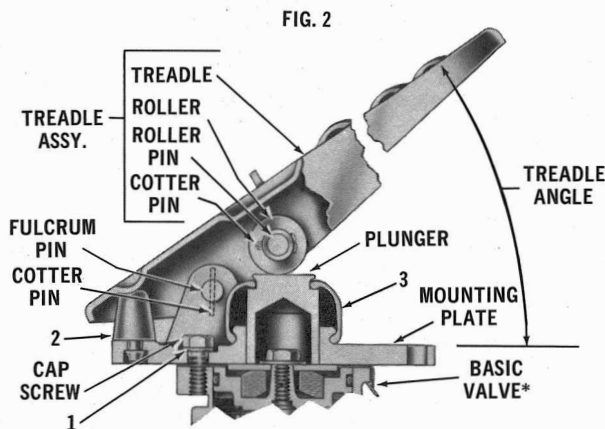
**All Pc. Nos. Listed on this Page
Are Available in Min. Qtys. per Price List.**



TREADLE & MOUNTING PLATE ASSY. PC. NO.	REFERENCE DETAILS													
	MOUNTING PLATE PC. NO.	FULCRUM PIN PC. NO.	ROLL PIN OR COTTER PIN PC. NO.	TREADLE ASSY. PC. NO.	TREADLE PC. NO.	TREADLE COVER PC. NO.	ROLLER PC. NO.	ROLLER PIN PC. NO.	COTTER PIN PC. NO.	A TREADLE ANGLE (DEG.)	PLUNGER PC. NO.	STOP BUTTON PC. NO.	CAP SCREW PC. NO.	LOCK WASHER PC. NO.
229905	236979	238475	203805	229904	244343	NONE	211026	238477	210492	46	236981	236980	202979**	202982**
275732	236979	238888	235212	229938	229939*	240069	236288	238474	210492	41	237074	240137	243046**	NONE
275747	236979	238888	210067	275566	226835	NONE	239124	238474	210492	41	236981	240137	202979**	202982**
279752	236979	238888	210067	275407	275460*	240069	238806	238474	210492	27	236981	236980	243046	NONE
280038	236979	238888	210067	226834	226835	NONE	236288	238474	210492	34	236981	236980	202979	202982
280870	245720	238888	210067	226834	226835	NONE	236288	238474	210492	34	242094	236980	203821	202982
281263	240189	238438	210492	222883	232211	NONE	211026	238479	231664	50	237548	236196*	203821	202982
281421	245721	238888	210067	229938	229939*	240069	236288	238474	210492	34	244875	236980	204239	202982
281422	245721	238888	210067	275407	275460*	240069	238806	238474	210492	27	244875	236980	204239	202982
281433	236979	NONE	NONE	NONE	NONE	NONE	NONE	NONE	NONE	—	236981	236980	202979**	202982**
283656	244849	238475	203805	283655	247864	NONE	211026	238477	210492	41	235814	236980	202979**	202982**
283841	236979	238475	203805	283655	247864	NONE	211026	238477	210492	46	236981	236980	202979	202982
288570	236979	238888	210067	229938	229939*	240069	236288	238474	210492	34	236981	236980	202979	202982

*Also Requires Nut, 230252.

**Cap Screw & L.W. Are Not Supplied With Treadle & Mtg. Plate Assy. They Must Be Purchased Separately.

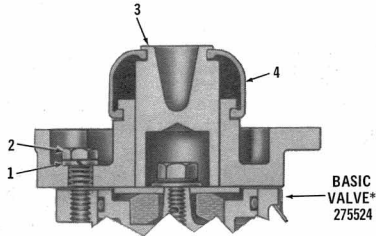


SEE PG. 1 FOR BASIC VALVE DETAILS

NO.	PC. NO.	QUAN.	DESCRIPTION
1	202982	1	Lock Washer
2	236980	1	Stop Button
3	236982	1	Boot

E-2 BRAKE VALVE PC. NO.	MOUNTING PLATE PC. NO.	FULCRUM PIN PC. NO.	ROLL PIN PC. NO.	TREADLE ASSY. PC. NO.	TREADLE PC. NO.	ROLLER PC. NO.	ROLLER PIN PC. NO.	COTTER PIN PC. NO.	TREADLE ANGLE (DEG.)	PLUNGER PC. NO.	CAP SCREW PC. NO.
277472	245720	NONE	NONE	NONE	NONE	NONE	NONE	NONE	—	242094	203821
283927	241500	238888	235212	288571	288572	239124	238474	210492	50	241501	202979

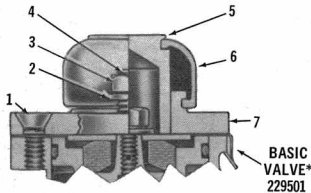
All Pc. Nos. Listed on this Page
Are Available in Min. Qtys. per Price List.



E-2 BRAKE VALVE
Pc. No. 275100

NO.	PC. NO.	QUAN.	DESCRIPTION
1	202982	3	Lock Washer
2	203414	3	Cap Screw
3	237666	1	Plunger
4	236982	1	Body
5	239079	1	Adapter Plate

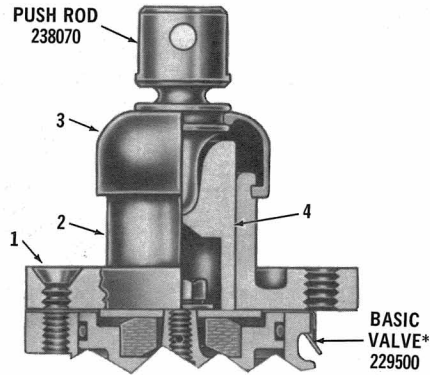
*See Pg. 1 for Basic Valve details.



E-2 BRAKE VALVE
Pc. No. 275331

NO.	PC. NO.	QUAN.	DESCRIPTION
1	236391	3	Machine Screw
2	202983	2	Lock Washer
3	203004	2	Nut
4	211341	2	Stud
5	236981	1	Plunger
6	236982	1	Boot
7	237383	1	Adapter Plate

*See Pg. 1 for Basic Valve details.



E-2 BRAKE VALVE PC. NO.	PUSH ROD PC. NO.
229932	238070
275103	240235

NO.	PC. NO.	QUAN.	DESCRIPTION
1	238153	3	Machine Screw
2	238069	1	Adapter Plate
3	236982	1	Boot
4	238664	1	Plunger

*See Pg. 1 for Basic Valve details.

DROP LEVER WITH BRACKET

E-2 BRAKE VALVE PC. NO.	A DEGREES
275156	135
275232	15

NO.	PC. NO.	QUAN.	DESCRIPTION
1	202982	3	Lock Washer
2	202979	3	Cap Screw
3	275246	1	Lever & Mounting Bracket Assy.
4	230903	1	Nut
5	232419	1	Adjusting Screw
6	222090	1	Mounting Bracket Assy.
7	231231	1	Mounting Bracket
8	210636	2	Bushing
9	238547	1	Lever Pin
10	210492	1	Cotter Pin
11	222091	1	Lever Assembly
12	231230	1	Lever
13	211332	2	Bushing
14	238479	1	Roller Pin
15	231664	1	Cotter Pin
16	211026	1	Roller
17	237078	1	Plunger
18	236982	1	Boot
19	203414	3	Cap Screw
20	203505	3	Lock Washer
21	237079	1	Adapter Plate

*See Pg. 1 for Basic Valve details.

