

PP-1 BASIC VALVE

PUSH PULL CONTROL VALVE

CATALOG 03-L-1

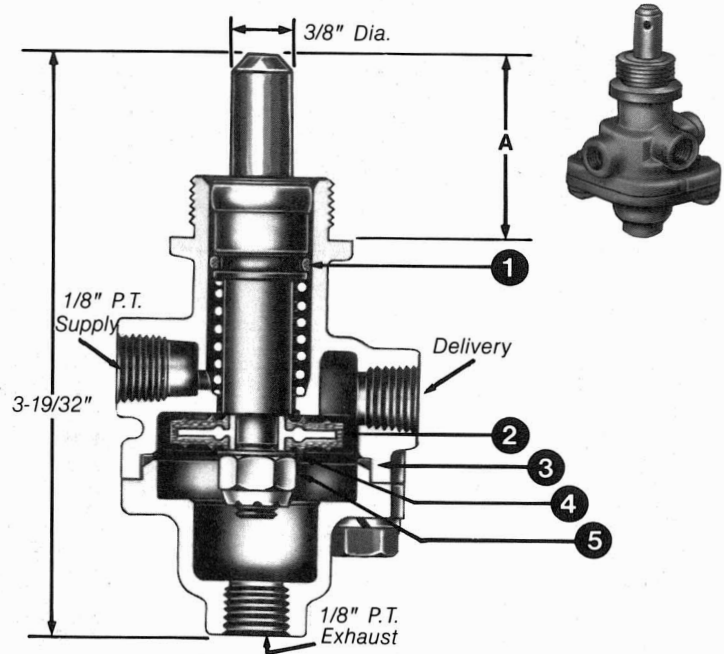
The PP-1 Push Pull Control Valve is a pressure sensitive, manually operable, on-off control which will automatically return to the exhaust position when manual force is removed and supply air pressure is below a required minimum. The PP-1 is commonly used to control parking and emergency brakes.

Weight — 0.6 lbs.
 VMRS No. 13-010-016
 Device Code — 3611
 Available Remanufactured Exchange

PARTS LIST/ GENERAL INFORMATION

PP-1 Maintenance Kits 281126 & 104091 (Hydraulic)
 Consist of:

KEY NO.	DESCRIPTION	QUANTITY
1	O-Ring	1
2	Inlet & Exhaust Valve	1
3	O-Ring	1
4	1/4" Washer	1
5	1/4" Lock Nut	1

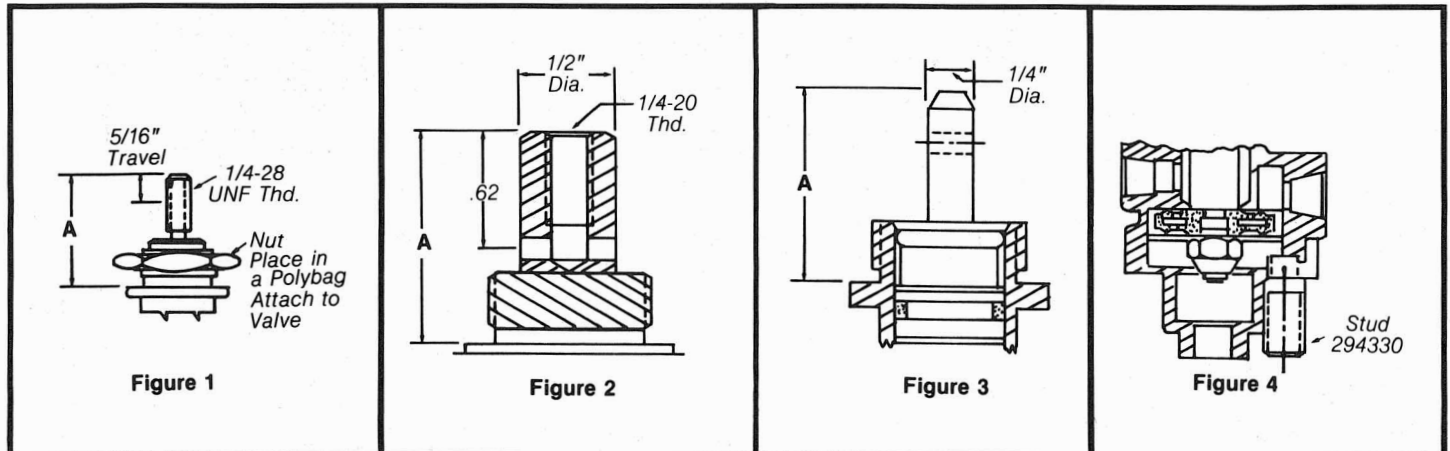


BASIC SERVICE NEW REMANUFACTURED EXCHANGE

PIECE NO.	A	DELIVERY PORT SIZE	AUTOMATIC RELEASE PRESSURE	REMARKS
065053	Obsolete Use 065075			
065061	1.12	1/8	40 psi Nominal	Hydraulic
065075	1.12	1/8	40 psi Nominal	Hydraulic
276566	1.12	1/8	20 psi Nominal	-
276567	1.12	1/8	40 psi Nominal	-
276569	1.12	1/8	30 psi Nominal	-
278450	1.12	1/8	-	-
280995	1.62	1/8	40 psi Nominal	-
281587	1.12	1/8	40 psi Nominal	See Figure 2
282499	1.62	1/4	40 psi Nominal	-
283827	1.62	1/8	20 psi Nominal	-

PIECE NO.	A	DELIVERY PORT SIZE	AUTOMATIC RELEASE PRESSURE	REMARKS
283828	1.12	1/8	60 psi Nominal	-
285389	1.62	1/8	-	-
287015	1.12	1/8	-	See Figure 2
287417	1.12	1/4	30 psi Nominal	-
287600	1.12	1/4	40 psi Nominal	-
287637	1.12	1/8	Non Automatic	See Figure 3
289310	1.12	1/8	10 psi Nominal	Hydraulic
101456	1.62	1/8	60 psi Nominal	-
103757	1.18	1/8	40 psi Nominal	See Figure 1
104240	1.12	1/4	60 psi Nominal	-
101478	1.12	1/8	40 psi Nominal	BW 650M Grease
102177	1.62	1/4	40 psi Nominal	See Figure 4

The Button, Dial and Nut must be purchased separately for use with the service/remanufactured PP-1. Roll Pin 238379 is furnished with Basic. These parts are furnished with the Original Equipment where applicable.

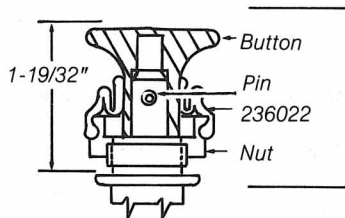


ORIGINAL EQUIPMENT TO BASIC CHANGEOVER INFORMATION

PIECE NO.	BASIC	BUTTON SEE NOTE 1	NUT	DIAL SEE NOTE 1	SEALING NUT	LOCK WASHER	REMARKS
275175	276566	240272	239357	-	-	-	
275176	276567	240302	239357	-	-	-	
275782	276567	240921	239357	-	-	-	
275791	276567	240920	239357	-	-	-	
275796	276567	240931	239357	-	-	-	
276004	276569	-	239357	-	-	-	
276562	276567	243953	239357	-	-	-	Cust I.D.
276580	276566	-	-	-	-	-	
276581	276567	-	-	-	-	-	
276583	276569	-	-	-	-	-	
276781	276567	-	239357	-	-	-	
277015	276566	240302	239357	-	-	-	
277029	276569	-	239357	-	-	-	Cust I.D.
277072	276566	240921	239357	-	-	-	
277589	276569	240272	239357	-	-	-	
277663	276567	244282	239357	-	-	-	Cust I.D.
277718	276567	240302	239357	242406	-	-	
277999	276567	240931	239357	-	-	-	
278428	278450	240920	239357	-	-	-	
279144	276567	240920	239357	244402	-	-	Cust I.D.
279269	276567	243062	239357	242406	-	-	
279429	276567	240920	239357	246947	-	-	
279469	276567	243953	239357	-	-	-	
279478	276567	243062	239357	-	-	-	
279761	276567	240302	239357	-	-	-	
279786	281587	-	245335	-	-	242415	
280311	276567	241866	239357	245002	-	-	
280710	276567	240302	239357	-	-	-	Cust I.D.
280762	278450	241866	239357	-	-	-	
280817	280995	243062	-	-	283975	-	Figure 7
282347	280995	246628	-	-	283975	-	Figure 7
282500	282499	246628	-	-	283975	-	Figure 7
282510	276567	240302	239357	-	-	-	Cust I.D.
282574	282499	246801	-	-	283975	-	Figure 7
282584	283827	241866	-	-	283975	-	Figure 7
283829	283828	248091	239357	-	-	-	
284060	282499	240302	-	-	283975	-	Figure 7
284171	276567	248433	239357	-	-	-	
284357	276567	243953	239357	244978	-	-	
284726	276567	248502	239357	-	-	-	
284728	276567	248437	239357	244402	-	-	Cust I.D.
284785	276567	248503	239357	-	-	-	
284860	283828	246628	239357	-	-	-	
284923	276567	-	239357	-	-	-	Cust I.D.
285324	285389	249541	-	-	283975	-	Figure 7
285514	283827	240302	-	-	283975	-	Figure 7
285628	276567	246801	239357	-	-	-	
285629	276567	246628	239357	-	-	-	

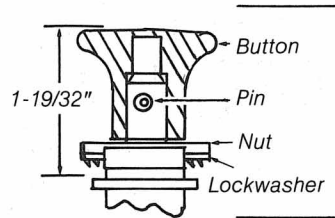
PIECE NO.	BASIC	BUTTON SEE NOTE 1	NUT	DIAL SEE NOTE 1	SEALING NUT	LOCK WASHER	REMARKS
285819	276567	248437	239357	-	-	-	Cust I.D.
286089	276567	290090	239357	-	-	-	
286132	285389	240921	-	-	283975	-	Figure 7
286820	278450	248502	239357	-	-	-	Roll Pin 296962
286980	280995	246122	-	-	283975	-	Figure 7
287014	287015	-	245335	-	-	242415	
287054	276567	-	-	-	-	-	Cust I.D.
287155	281587	-	245335	-	-	242415	
287257	287417	290998	239357	-	-	-	Cust I.D.
287325	287600	248433	239357	-	-	-	Cust I.D.
287379	276567	291142	239357	-	-	-	
287515	283828	240302	239357	-	-	-	
287620	283828	248502	239357	242406	-	-	
287637	287637	-	-	-	-	-	Cust I.D.
287987	278450	240302	239357	-	-	-	
288005	287417	-	-	-	-	-	Cust I.D.
288006	287600	-	-	-	-	-	Cust I.D.
288429	285389	240931	-	-	283975	-	Figure 7
288430	285389	241866	-	-	283975	-	Figure 7
288577	276567	-	239357	-	-	-	
288597	288597	-	-	-	-	-	Cust I.D.
288773	276567	248437	239357	244402	-	-	
288860	278450	290997	239357	-	-	-	
289034	276566	291142	239397	-	-	-	
289309	065075	291142	239357	-	-	-	Hydraulic
289310	065075	-	-	-	-	-	
289543	280995	240302	-	-	283975	-	Figure 7
289607	276567	248502	239357	242406	-	-	
289799	276567	292978	239357	-	-	-	Cust I.D.
289862	282499	-	-	-	283975	-	Figure 7
289954	276569	240302	239357	-	-	-	
101279	276567	291357	239357	-	-	-	
101395	101478	248502	239357	-	-	-	Cust I.D.
101439	101456	246628	-	-	283975	-	Figure 7
101456	101456	-	-	-	-	-	
101850	101478	-	-	-	-	-	Cust I.D.
102052	283828	248503	239357	-	-	-	
102176	102177	-	-	-	283975	-	Figure 7
102187	276567	291588	239357	-	-	-	
102232	287600	241866	241837	-	-	-	Figure 5
102854	276567	248433	239357	-	-	242415	Figure 6
103756	103757	-	239357	-	-	-	
104090	065075	-	-	-	-	-	Cust I.D. & Hyd.
104145	104240	296926	241837	-	-	-	Figure 5
104237	104240	248433	239357	-	-	-	
104248	065061	-	-	-	-	-	Cust I.D. & Hyd.
104263	283828	101471	239357	-	-	-	

Note: For Dial and Button wording and configuration refer to catalog page 03-L-12A



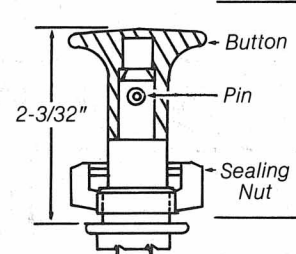
Place these parts in a Polybag and attach to valve

Figure 5



Place these parts in Polybag and attach to valve

Figure 6



Place these parts in Polybag and attach to valve

Figure 7