

The AH-4 Air Hydraulic Intensifier is a device used to convert air pressure to hydraulic pressure. It is a combination of two components, a specially designed Rotochamber and Hydraulic Master Cylinder.

The AH-4 is used to provide pressure to hydraulic disc brakes on air braked vehicles. The units are used on both on-highway and off-highway vehicles.

For complete service/maintenance information see service data sheet SD-11-1.

Maintenance kits for master cylinders:  
For Brake Fluid — Pc. No. 289286  
For Mineral Oil — Pc. No. 289287

Power Ratio — 23.5:1  
Max. Displacement — 6 cu. in.

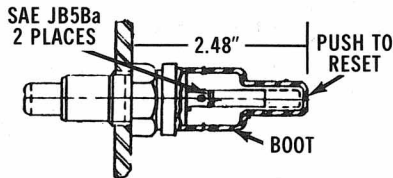
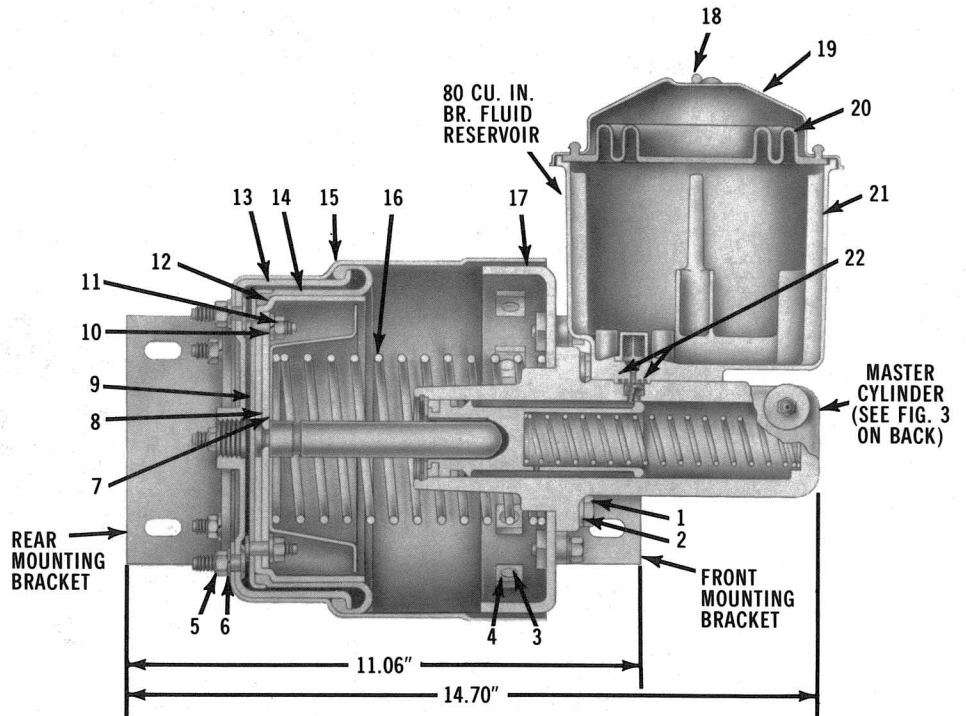
Weight — Remote Res. — Approx. 39 Lbs.  
Integral Res. — Approx. 42 Lbs.

VMRS No. 13-006

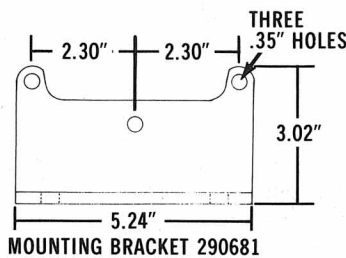
Note: Detail part numbers may differ depending on type of fluid (mineral oil or brake fluid) used, and should not be interchanged.

For Intensifier with Type 36 Rotochamber, see Catalog 11-A-1.

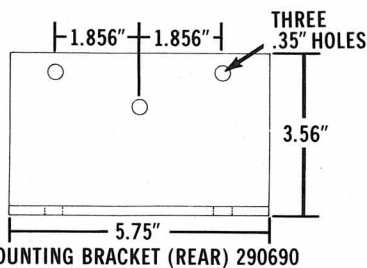
### TYPE 50 ROTOCHAMBER



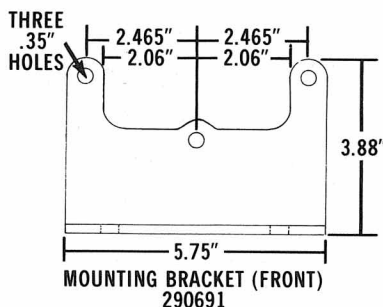
STROKE WARNING SWITCH 287131



MOUNTING BRACKET 290681



MOUNTING BRACKET (REAR) 290690



MOUNTING BRACKET (FRONT) 290691

### COMMON SERVICE PARTS

NO.	PC. NO.	QTY.	DESCRIPTION	NO.	PC. NO.	QTY.	DESCRIPTION
1	241957	4	CAP SCREW 3/8	12	280523	1	INNER DIAPHRAGM CLAMP
2	237686	4	LOCKWASHER 3/8	13	277834	1	OUTER DIAPHRAGM CLAMP
3	231826	8	CAP SCREW 3/8	14	231491	1	DIAPHRAGM
4	201504	8	LOCKWASHER 3/8	15	231490	1	BODY
5	202982	11	LOCKWASHER 5/16	16	231498	1	SPRING
6	204514	11	HEX NUT 5/16	17	289518	1	COVER COMPLETE
7	290682	1	SPRING GUIDE	18	290931	1	BAIL
8	286748	1	PUSH ROD COMPLETE	19	292174	1	RESERVOIR COVER
9	231494	1	DIAPHRAGM GUIDE	20	292175	1	DIAPHRAGM
10	202981	8	LOCKWASHER 1/4	21	287157	1	RESERVOIR BODY COMPL.
11	203105	8	HEX NUT 1/4	22	292214	1	SEAL (BRAKE FLUID)
					292939	1	SEAL (MINERAL OIL)

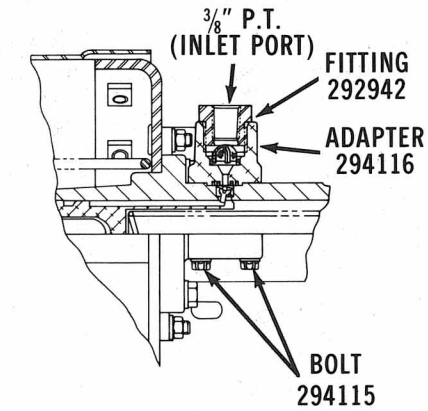
### SUB ASSY AND DETAIL REFERENCE

AH-4 HYD. INTENSIFIER ASSY. PC. NO.	ROTO-CHAMBER ASSY.	MASTER CYLINDER ASSY.	WARNING SWITCH	BOOT	DELIVERY (SEE FIG. 4)		ROTOCHAMBER BRACKET		BRACKET LOCATION	
					LEFT	RIGHT	FRONT	REAR	LEFT	RIGHT
<b>INTEGRAL RESERVOIR (SEE FIG. 2)</b>										
289542	289517	288398*	287131	290959		X	290681	290681		X
<b>REMOTE RESERVOIR (SEE FIG. 1)</b>										
286754	286745	286755	287131	290959		X	290681	290681		X
287070	286745	287069	287131	290959		X	290691	290690	X	
289382	286745	287069	NONE	NONE		X	290691	290690	X	

NOTE: ABOVE AH-4 INTENSIFIERS ARE O.E.M. INSTALLED BY MACK  
\*MINERAL OIL SYSTEM

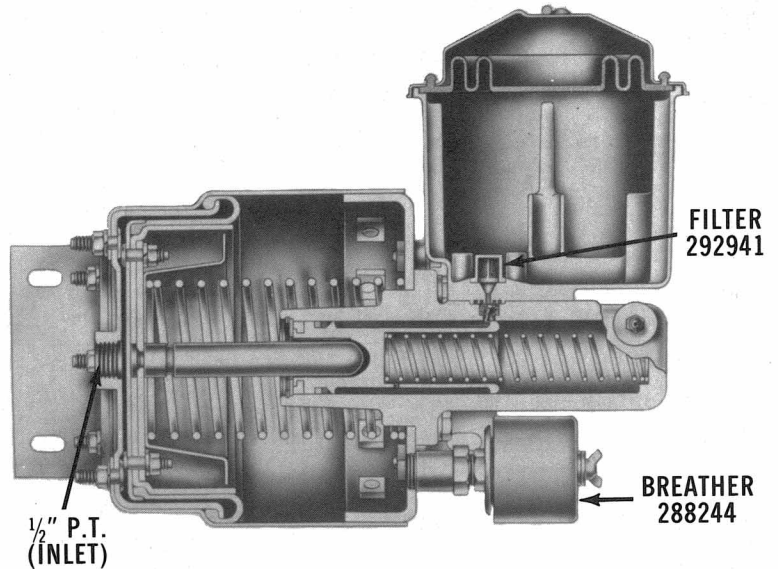
TYPE 50 ROTOCHAMBER

FIG. 1



PARTIAL VIEW  
REMOTE RESERVOIR AH-4 ASSY.

FIG. 2



DUST RESISTANT AH-4 ASSY. WITH BREATHER

FIG. 3

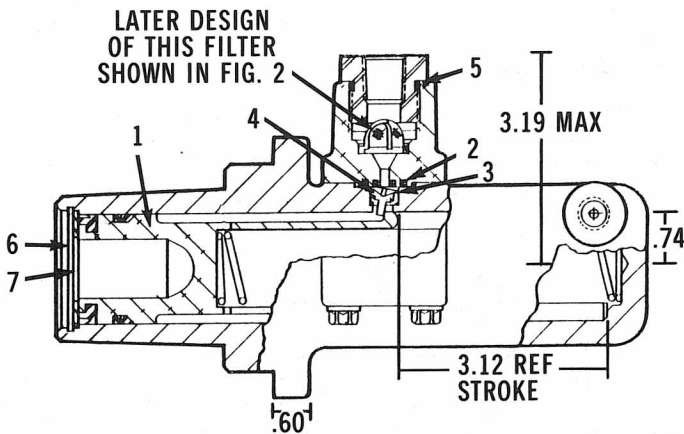
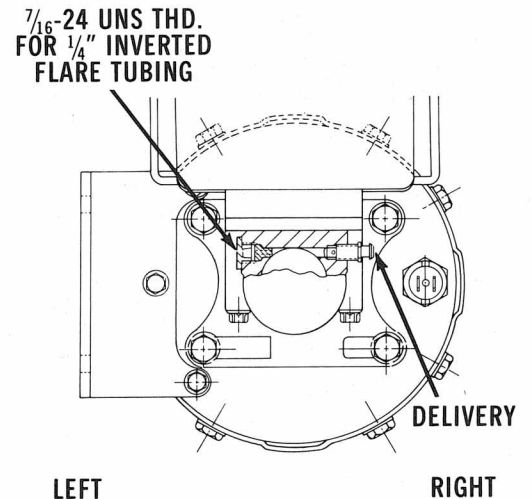


FIG. 4



LEFT

RIGHT

LEFT HAND MOUNTING BRACKETS —  
RIGHT HAND HYDRAULIC DELIVERY

MAINTENANCE KITS FOR MASTER CYLINDERS

FOR BRAKE FLUID — PC. NO. 289286

NO.	PC. NO.	QTY.	DESCRIPTION
1	289283	1	PISTON ASSEMBLY
2	292214	1	SEAL
3	292933	1	POPPET
4	292934	1	SPRING
5	292936	1	O-RING
6	292937	1	WASHER
7	292938	1	RETAINING RING

FOR MINERAL OIL — PC. NO. 289287

NO.	PC. NO.	QTY.	DESCRIPTION
1	289280	1	PISTON ASSEMBLY
2	292939	1	SEAL
3	292933	1	POPPET
4	292934	1	SPRING
5	292216	1	O-RING
6	292937	1	WASHER
7	292938	1	RETAINING RING