

BloomSky™

SKY1 OWNER'S MANUAL

Introduction

This manual will guide you through the setup procedures and highlight BloomSky's key features.



Package Contents

- One outdoor module
- One power adaptor
- One quick start manual

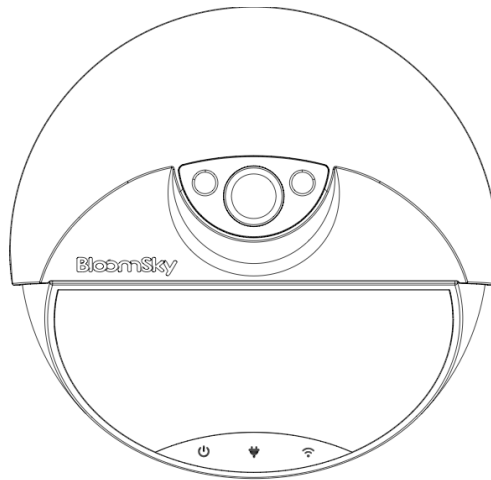
Intended Use

The SKY1 is designed to allow you to record and share weather data and picture on your location. The data and image will be send to the cloud by Wi-Fi. User can obtain these data and images anywhere by BloomSky APP.

Requirements

- iOS version 7.0 or higher□
- Android version 4.0 or higher

Setup Procedures□



Step 1:

Install the BloomSky APP

Step 2:



Press the power button to power on the SKY1. Waiting for about 3 seconds, the left green LED will flash once. Then the right red LED will begin to flash. That means the device enters the Wi-Fi setting mode.

Step 3:


Launch the BloomSky app and follow the on-screen instructions to create an account and register the SKY1. After that the SKY1 will connect to your Wi-Fi automatically every several minutes and upload weather data and picture to BloomSky Cloud.

Key operation and LED indication:

Key:

-  Power Button: Press this button to power on/off the device.
-  Network Button: Press this button more than 5 seconds to clean up the Wi-Fi record when the device is powered on .

LED:

 : Power LED  : Charger LED  :Network LED

- Power LED flash once when power on.

- Power LED flash 3 times every 10 seconds when battery low.
- Charger LED will light on solid when charging.
- Network LED will show red color and flash when network is not configured.
- Network LED will show green color and flash when network is configured successfully.
- Network LED will show solid green when device in normal work mode and network is configured successfully.
- Network LED will show solid red color when device in normal work mode and network is down.

Technical Specifications

- Model: SKY1
- Classification: lithium-ion battery or External power
- Power Adapter Model: Input: 100-240V~50/60Hz Output: DC 12V--- 2A
- Wi-Fi-connected to BloomSky Cloud.
- WLAN Standard: Single-band 2.4GHz IEEE 802.11b/g/n
- Frequency Range: 2.400 GHz ~ 2.497 GHz (2.4 GHz ISM Band)
- Number of Channels: 2.4GHz:Ch1 ~ Ch11
- Water, dust, UV-resistant body.
- 5-in-1 sensors measure temperature, humidity, barometric pressure, UV exposure, and precipitation with excellent accuracy.
- Ultra-wide angle HD camera built-in with 45-degree adjustable shooting angle.
- Smart photometric sensor measures daylight brightness and ensures correct exposure. Smart camera turns on at dawn and off at dusk.
- Smart rain sensor distinguishes precipitation from other moisture and responses instantly when rain starts to fall.
- Powered by a rechargeable lithium-ion battery. Chargeable Option 1: through A/C Input: 100-220V(worldwide use), operating time up to 20 days per charge. Chargeable Option 2: through solar panel.
- Low battery alert sends push notifications on mobile apps.
- Wireless, no wires to run. Easy to stand upright on stake apparatus for insertion in patio and garden.
- Operating temperature range: -13°F (-25°C) to 149°F (65°C) (± 0.72°F (0.4°C) accuracy)
- Battery charging temperature range: 32°F (0°C) to 113°F (45°C)
- Temperature Resolution: 1°F
- Humidity Resolution: 1%
- Humidity Range: 1% to 99% RH (± 5% accuracy)
- UV exposure range: 280nm - 400nm (UV-A, UV-B)
- Barometric pressure Resolution: 1hPa

- Rain sensor minimum detectable threshold: 1mm/1hr
- Rechargeable Lithium polymer battery.

General Safety and Precautions

1. Read all of the information in the owner's manual and other included product information in the packaging before operating the product.
2. The SKY1 will not operate within a Faraday cage.
3. This device complies with Part 15 of the FCC Rules. Operation is subject to the following two conditions:
 - (1) This device may not cause harmful interference, and
 - (2) This device must accept any interference received, including interference that may cause undesired operation.

Cet appareil est conforme à la section 15 des réglementations de la FCC. Le fonctionnement de l'appareil est sujet aux deux conditions suivantes :

- (1) cet appareil ne doit pas provoquer d'interférences néfastes, et
- (2) cet appareil doit tolérer les interférences reçues, y compris celles qui risquent de provoquer un fonctionnement indésirable.

Note: This product has been tested and found to comply with the limits for a Class B digital device, pursuant to Part 15 of the FCC Rules. These limits are designed to provide reasonable protection against harmful interference in a residential installation. This product generates, uses, and can radiate radio frequency energy and, if not installed and used in accordance with the instructions, may cause harmful interference to radio communications. However, there is no guarantee that interference will not occur in a particular installation. If this product does cause harmful interference to radio or television reception, which can be determined by turning the equipment off and on, the user is encouraged to try to correct the interference by one or more of the following measures:

- Reorient or relocate the receiving antenna.
- Increase the separation between the equipment and receiver.

—Connect the equipment into an outlet on a circuit different from that to which the receiver is connected.

—Consult the dealer or an experienced radio/TV technician for help.

Please take attention that changes or modification not expressly approved by the party responsible for compliance could void the user's authority to operate the equipment.

This equipment should be installed and operated with a minimum distance 20cm between the radiator and your body

Cet équipement doit être installé et utilisé à une distance minimale de 20 cm entre le radiateur et votre corps

This device complies with Industry Canada licence-exempt RSS standard(s). Operation is subject to the following two conditions:

- (1) this device may not cause interference, and
- (2) this device must accept any interference, including interference that may cause undesired operation of the device.

Le présent appareil est conforme aux CNR d'Industrie Canada applicables aux appareils radioexempts de licence. L'exploitation est autorisée aux deux conditions suivantes :

- (1) l'appareil ne doit pas produire de brouillage, et
- (2) l'utilisateur de l'appareil doit accepter tout brouillage radioélectrique subi, même si le brouillage est susceptible d'en compromettre le fonctionnement.

Under Industry Canada regulations, this radio transmitter may only operate using an antenna of a type and maximum (or lesser) gain approved for the transmitter by Industry Canada. To reduce potential radio interference to other users, the antenna type and its gain should be so chosen that the equivalent isotropically radiated power (e.i.r.p.) is not more than that necessary for successful communication.

Conformément à la réglementation d'Industrie Canada, le présent émetteur radio peut fonctionner avec une antenne d'un type et d'un gain maximal (ou inférieur) approuvé pour l'émetteur par Industrie Canada. Dans le but de réduire les risques de brouillage radioélectrique à l'intention des autres utilisateurs, il faut choisir le type d'antenne et son gain de sorte que la puissance isotrope rayonnée équivalente (p.i.r.e.) ne dépasse pas l'intensité nécessaire à l'établissement d'une communication satisfaisante.

4. This device complies with the essential requirements and other 60950-1:2006+A11:2009+A1:2010+A12:2011.

Care and Maintenance

Do not attempt to disassemble the device.

Clean the product with a soft damp cloth. Do not use abrasive or solvent-based cleaners.

Warranty Information

For detailed operating instructions and updates, please visit www.bloomsky.com . Our products come with a 1-year warranty in general in all countries, or a 2-year warranty where is required by your local Consumer Law. No warranty may be excluded under your local Consumer Law. The warranty becomes void if any components of the system are opened by non-qualified technicians. You are entitled to a replacement or refund for a major failure of the product. You are also entitled to have goods repaired or replaced if the goods fail to be of acceptable quality and the failure does not amount to major failure. Please refer to the Warranty or Terms and Conditions for more details.

Explanation of Symbols



Symbol for the "Owner's Manual – Must be read"



Symbol for "Caution"



Symbol for "TYPE BF APPLIED PARTS"




Symbol for "ENVIRONMENT PROTECTION – Waste electrical products should not be disposed of with household waste. Please recycle where facilities exist. Check with your local Authority or retailer for recycling advice."

Manufactured for iSmart Alarm, Inc.

723 N.Shoreline Blvd,Mountain View,CA 94043

www.bloomsky.com

BloomSky is the trademark of BloomSky, Inc. 

iPhone is a trademark of Apple Inc. registered in the U.S. and other countries.

Android is a trademark of Google Inc.

©2015 BloomSky, Inc. All rights reserved.