

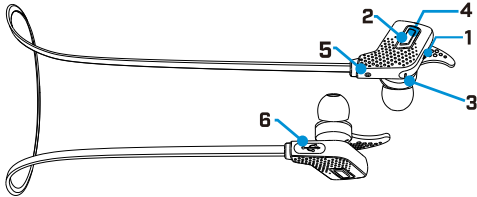
# PUMP<sup>2</sup> LITE



| Product Manual

# WELCOME TO THE BLUEANT PUMP LITE2

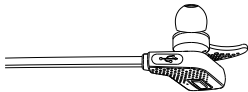
Please read through this manual to find out how to get the best fit and sound from your PUMP LITE2. For further instructions please visit [www.blueantwireless.com](http://www.blueantwireless.com)



- 1 - Volume up
- 2 - Play
- 3 - Volume down
- 4 - Indicator Light
- 5 - Microphone
- 6 - Charging Port



## CHARGE



To charge the PUMP LITE2, plug the supplied USB cable into the PUMP LITE2 and the other end into a charger or computer, 5V/1A .

- > **Full charge about 2 hours.**
- > **Light solid when fully charged.**

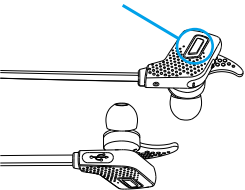
4



- > **Light solid red when charging.**
- > **Light flashing red – charge required.**
- > **For optimum performance keep your PUMP LITE2 above 25% charge.**



## PAIR



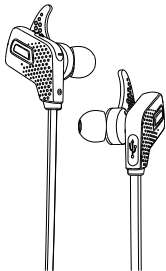
1. Hold the button until the light flashes blue.
2. Search for devices on your phone.
3. Select the **BlueAnt Pump Lite2**.
4. To connect another phone, turn off the PUMP LITE2 and repeat these steps.

The PUMP LITE2 will connect to one phone at a time to deliver the best possible sound.

To connect to another paired phone please disconnect the PUMP LITE2 on the first phone and then connect the PUMP LITE2 on the second phone.



## FIT



There are multiple sizes of stabilizers and ear gels to ensure you get the best fit.

To change the stabilizer, slide the size you want over the earpiece until it locks into place.

To change the ear gels, squeeze and push onto stem.

The best sound comes from the best fit.



## LISTEN



PLAY/PAUSE



SKIP FORWARD



SKIP BACKWARD



VOLUME UP



VOLUME DOWN



Click PLAY



Hold + 2s



Hold - 2s



Click +



Click -



## TALK



ANSWER



END



REJECT



VOICE DIAL



CANCEL



Click PLAY



Click PLAY



Double click PLAY



Double click PLAY



Double click PLAY



## POWER



Hold PLAY 3s  
until light shows



Hold PLAY 3s  
until red light shows



## IPHONE

- > The PUMP LITE2 features an iPhone battery meter; this displays the battery level of your PUMP LITE2.



## SWEATPROOF

The PUMP LITE2 is only sweatproof when the charge port is fully closed. The sweatproofing prevents sweat from getting into your PUMP LITE2.

**Note:** Bluetooth technology will not work under water.





## LEGALS

**Please protect your ears.** BlueAnt devices can reach volumes above 100 decibels. Prolonged use at high volumes may affect your hearing capacity and may result in noise induced hearing loss (NIHL). Please read the enclosed safety card for information about the safe use of BlueAnt products. The Bluetooth® word mark and logos are registered trademarks owned by Bluetooth SIG, Inc. and any use of such marks by BlueAnt Wireless is under license. Android is a trademark of Google Inc., Apple, iPhone and Siri are trademarks of Apple Inc., registered in the U.S.

and other countries. BlueAnt and other trademarks are trademarks of BlueAnt and other organizations and may not be used without permission. The BlueAnt logo is registered in the U.S. Patent and Trademark Office and globally with the World Intellectual Property Organization under the Madrid protocol.



## SUPPORT

For help and support visit: **[support.blueantwireless.com](http://support.blueantwireless.com)**

Register your PUMP LITE2 for updates:  
**[register.blueantwireless.com](http://register.blueantwireless.com)**

By using this product you agree to the terms and conditions listed on the BlueAnt website: **[www.blueantwireless.com](http://www.blueantwireless.com)**

# **SAFETY INFORMATION AND WARRANTY TERMS**

## **Important Safety Information**

**PLEASE READ THIS ENTIRE DOCUMENT  
CAREFULLY, BECAUSE IT CONTAINS  
IMPORTANT INFORMATION ABOUT THE SAFE  
USE OF BLUEANT DEVICES**

**WARNING - PROTECT  
YOUR HEARING**

BLUEANT DEVICES CAN  
REACH VOLUMES ABOVE  
100 DECIBELS.

PROLONGED USE AT HIGH VOLUMES MAY AFFECT YOUR HEARING CAPACITY AND MAY RESULT IN NOISE INDUCED HEARING LOSS (NIHL).

TURN OFF THE POWER TO YOUR DEVICE WHEN NOT IN USE.

Please ensure that the device and any associated components such as ear gels or chargers are stored safely and that any packaging or unwanted contents are disposed of thoughtfully. Do not place the product on the floor or leave it in a place where young children could access it, or someone could trip over it.

### **Using Ear Gels**

Your BlueAnt headset will come with ear gels or foam tips that are designed to provide a secure fit in your ear while providing high quality audio.

- Ear gels and tips are designed to sit comfortably in your ear and should not be forced into your ear at any time. If

you have trouble fitting the ear gel or foam please refer to the owner's manual for correct insertion and usage information.

- Always make sure that the ear gel or foam is fitted securely to your device before placing it in your ear.

## **WARNING**

NOTE THAT NON-COMPLIANCE, MISUSE OR FORCING THE EAR GEL OR FOAM MAY CAUSE DAMAGE TO YOUR EAR CANAL OR EARDRUM, OR

**MAY OTHERWISE CAUSE  
BODILY HARM**

### **Smart Practices While Driving**

Check the laws and regulations on the use of mobile devices and accessories such as your BlueAnt device in the areas where you drive. Always obey them. **DO NOT USE MOBILE DEVICES AND ACCESSORIES IN AREAS WHERE THEIR USE IS PROHIBITED. ENSURE THAT YOUR USE COMPLIES WITH ANY RESTRICTIONS.**

Your BlueAnt device lets you communicate by voice when wireless service is available and safe conditions allow. When driving a car, driving is your first responsibility.

If you choose to use your Bluetooth device while driving, remember the following tips:

- Get to know your BlueAnt device and its features such as speed dial and redial. These features help you to place your call without taking your attention off the road.
- If you receive an incoming call at an inconvenient time, let your voice mail answer it for you.
- Let the person you are speaking to know you are driving; if necessary, suspend the call in heavy traffic or hazardous weather conditions. Rain, sleet, snow, ice, and heavy traffic can be hazardous.
- Do not take notes or look up phone numbers while driving. Remember that your primary responsibility is driving safely.
- Do not engage in stressful or emotional conversations that may be distracting.  
Make people you are talking to aware you are driving and suspend conversations that can divert your attention away from the road.
- In the case of fire, traffic accidents, medical or other serious emergencies, dial the local emergency number.

- Call roadside assistance or a special non-emergency wireless assistance number when necessary.

## Care and Handling

Your BlueAnt Bluetooth device is a precision engineered instrument. To ensure its ongoing performance, you should look after it as you would any quality consumer electronic product, and use it in accordance with the instructions.

BlueAnt recommends that you take the following precautions.

- Avoid leaving your device in direct sunlight, such as on the dashboard or console of a car or truck. Do not leave your device unattended in your vehicle.
- Do not leave your device, or use your device, in any area where the temperature may exceed 60 degrees Centigrade (140 degrees Fahrenheit), such as inside a closed car on a hot day. Remember that on a hot day the temperature inside a closed car may be significantly higher than the outside air temperature.

- Do not leave your device, or use your device, in any area where the temperature is likely to drop below 0 degrees Centigrade (32 degrees Fahrenheit).
- Do not leave your device, or use your device, in any area exposed to humidity, dust, soot, other foreign objects, smoke, or steam as this may cause your device to malfunction.
- Do not use any household or industrial grade detergents or cleaners to clean your device. If your device becomes dirty or smeared, in most instances a wipe with a dry or slightly damp cloth should be sufficient to clean it.
- Do not leave your Bluetooth device plugged into a wall or car charger for long periods after it is fully charged. BlueAnt does not recommend long periods of continued charging.
- Before charging your BlueAnt device, make sure that the AC outlet, adaptor and cable are not damaged. If you notice any abnormalities, seek advice from a qualified professional.
- If traveling internationally, ensure that your BlueAnt wall or car power adapter is approved for use in the country where you plan to use it and that the adapter voltage is suited to the local power supply.
- Should a fault develop with your BlueAnt product, contact BlueAnt for advice on how to proceed. Do not attempt to repair or alter any BlueAnt product yourself.

### **Approved Accessories**

The use of accessories not approved by BlueAnt, including but not limited to batteries, antennas, wall adapters, car chargers, ear gels and foam tips and convertible covers, may cause your BlueAnt device to malfunction or in the case of non-approved electrical accessories may cause the device to exceed RF energy exposure guidelines. Use only 5V/1A chargers.

Use of non approved accessories will void your device's warranty. For a list of approved BlueAnt accessories, visit our website at: **[www.blueantwireless.com](http://www.blueantwireless.com)**

## Electromagnetic Interference

Nearly every electronic device is susceptible to electromagnetic interference (EMI) if inadequately shielded, designed, or otherwise configured for electromagnetic compatibility.

Similar to a mobile phone, your BlueAnt device is a low power transmitter / receiver and is covered by regulations pertaining to such devices. Turn off your BlueAnt device in any facility where posted notices instruct you to do so. These facilities may include hospitals or health care facilities that may be using equipment that is sensitive to external RF energy.

- When instructed to do so, turn off your BlueAnt device when on board an aircraft. Any use of a mobile device must be in accordance with applicable laws, regulations and airline crew instructions.
- Some Bluetooth devices may interfere with some hearing aids. In the event of such interference, you may want to consult your hearing aid manufacturer or physician to

discuss alternatives.

- If you use any other personal medical device, consult the manufacturer of your device to determine if it is adequately shielded from RF energy. Your doctor or physician may be able to assist you in obtaining this information.
- If you are in doubt about whether your BlueAnt device or mobile phone can be safely turned on or used, please consult an authorized person in the location you want to use your BlueAnt device. If no authorized person is available or you remain uncertain, BlueAnt recommends that you turn off your Bluetooth device and any mobile phones unless they are required in an emergency situation.

## FCC Notice To Users

**15.21:** BlueAnt has not expressly approved the user to make any changes or modifications to this device. You are cautioned that if you make any changes or modifications to this device, you can void your authority to operate the equipment. See 47 CFR section 15.21.

**15.19(3):** This device complies with part 15 of the FCC Rules. Operation is subject to the following two conditions: (1) This device may not cause harmful interference, and (2) this device must accept any interference received, including interference that may cause undesired operation. See 47 CFR section 15.19(3) & (5).

**15.105(b):** If your mobile device or accessory has a USB connector, or is otherwise considered a computer peripheral device whereby it can be connected to a computer for purposes of transferring data, then it is considered a Class B device and the following statement

applies:

NOTE: This equipment has been tested and found to comply with the limits for a Class B digital device, pursuant to part 15 of the FCC Rules. These limits are designed to provide reasonable protection against harmful interference in a residential installation. This equipment generates, uses and can radiate radio frequency energy and, if not installed and used in accordance with the instructions, may cause harmful interference to radio communications. However, there is no guarantee that interference will not occur in a particular installation. If this equipment does cause harmful interference to radio or television reception, which can be determined by turning the equipment off and on, the user is encouraged to try to correct the interference by one or more of the following measures:

- Reorient or relocate the receiving antenna.
- Increase the separation between the equipment and receiver.



- Connect the equipment to an outlet on a circuit different from that to which the receiver is connected.
- Consult the dealer or an experienced radio/TV technician for help.

See 47 CFR section 15.105(b)

### **FCC RF Radiation Exposure Statement**

This equipment complies with FCC radiation exposure limits set forth for an uncontrolled environment. End users must follow the specific operating instructions for satisfying RF exposure compliance. This transmitter must not be co-located or operating in conjunction with any other antenna or transmitter.

### **Industry Canada Notice to Users**

This Class [B] digital apparatus complies with Canadian ICES-003 and RSS-210. Operation is subject to the following two conditions: (1) This device may not cause interference and (2) This device must accept any interference, including interference that may cause

undesired operation of the device. See RSS-GEN 7.1.3.

ICES Certification: CAN ICES-3(B)/NMB-3(B)

### **Radio Frequency (RF) Exposure Information**

The radiated output power of the Wireless Device is below the Industry Canada (IC) radio frequency exposure limits. The Wireless Device should be used in such a manner such that the potential for human contact during normal operation is minimized.

This device has also been evaluated and shown compliant with the IC RF Exposure limits under portable exposure conditions (antennas are less than 20 cm of a person's body).

### **European Union Directives Conformance Statement**

Hereby, BlueAnt declares that this product is in compliance with:

- The essential requirements and other relevant provisions of Directive 1999/5/EC

- All other relevant EU Directives

## Caring for the Environment by Recycling

(Applicable in the European Union and other European countries with separate collection systems)

This symbol on a BlueAnt product or its literature indicates that it should not be disposed of with other household waste at the end of its working life. To prevent possible harm to the environment or human health from uncontrolled waste disposal, please separate this from other types of wastes and recycle it responsibly to promote the sustainable reuse of material resources. Household users should contact either the retailer where they purchased this product, or their local government office, for details of where and how they can take this item for environmentally safe recycling. Business users should contact their supplier and check the terms and conditions of the purchase contract. This product should not be mixed with other commercial waste for disposal.



## Recycling Bluetooth Accessories

Do not dispose of Bluetooth accessories, such as chargers or headsets, with your household waste. In some countries or regions, collection systems are set up to handle electrical and electronic waste items, and may prohibit or restrict how such items are disposed of. Check the laws and regulations for your areas to determine how to properly dispose of such items. Contact your regional authorities for more details. If collection systems are not available, please return unwanted accessories to any BlueAnt Approved Service Center for your region.

# BlueAnt Limited Global Warranty

This product is covered by BlueAnt's limited global warranty for one (1) year from the date of purchase by the first consumer purchaser of the Product.

Please refer to **warranty.blueantwireless.com** for full terms and conditions.

**THANK YOU FOR CHOOSING A  
BLUEANT PRODUCT.**

## AUSTRALIAN CONSUMER LAW

Our goods come with guarantees that cannot be excluded under the Australian Consumer Law. You are entitled to a replacement or refund for a major failure and compensation for any other reasonably foreseeable loss or damage. You are also entitled to have the goods repaired or replaced if goods fail to be of acceptable quality and the failure does not amount to a major failure.

**For warranty and technical support please visit**

**[www.blueantwireless.com](http://www.blueantwireless.com)**

**or call 1300 669 049**

BlueAnt Wireless,

1-7 Weston St, Brunswick, Victoria, 3056, Australia

## FCC Information and Copyright

This equipment has been tested and found to comply with the limits for a Class B digital device, pursuant to part 15 of the FCC Rules.

These limits are designed to provide reasonable protection against harmful interference in a residential installation. This equipment generates,

uses and can radiate radio frequency energy and, if not installed and used in accordance with the instructions, may cause harmful interference

to radio communications. However, there is no guarantee that interference will not occur in a particular installation. If this equipment does

cause harmful interference to radio or television reception, which can be determined by turning the equipment off and on, the user is

encouraged to try to correct the interference by one or more of the following measures:

- Reorient or relocate the receiving antenna.
- Increase the separation between the equipment and receiver.
- Connect the equipment into an outlet on a circuit different from that to which the receiver is connected.
- Consult the dealer or an experienced radio/TV technician for help.

This device complies with part 15 of the FCC Rules. Operation is subject to the following two conditions:

- (1) This device may not cause harmful interference, and
- (2) this device must accept any interference received, including interference that may cause undesired operation.

changes or modifications not expressly approved by the party responsible for compliance could void the user's authority to operate the equipment.

This equipment complies with FCC radiation exposure limits set forth for an uncontrolled environment. The device has been evaluated to meet general RF exposure requirement.

The device can be used in portable exposure condition without restriction.