



### Indications for Use

Sunglasses (nonprescription) are devices that consist of spectacle frames or clips with absorbing, reflective, tinted, polarizing, or photosensitized lenses intended to be worn by a person to protect the eyes from bright sunlight but not to provide refractive corrections. This device is available for over the counter sale.



**Refer to instructions for use.**

### Please read and keep all safety and use instructions.

#### Important Safety Instructions

1. Read these instructions.
2. Keep these instructions.
3. Heed all warnings.
4. Follow all instructions.
5. Do not use this apparatus near water.
6. Only use attachments/accessories specified by the manufacturer.
7. Unplug this apparatus during lightning storms or when unused for long periods of time.
8. Refer all servicing to qualified personnel. Servicing is required when the apparatus has been damaged in any way, such as power-supply cord or plug is damaged, liquid has been spilled or objects have fallen into the apparatus, the apparatus has been exposed to rain or moisture, does not operate normally, or has been dropped.



### WARNINGS/CAUTIONS

- Do NOT use the frames at a high volume for any extended period.
  - To avoid hearing damage, use your frames at a comfortable, moderate volume level.
  - Turn the volume down on your device before wearing the frames or placing them near your ears, then turn the volume up gradually until you reach a comfortable listening level.

- Use caution while driving and follow applicable laws regarding use of a mobile phone.
- Focus on your safety and that of others if you use the frames while engaging in any activity requiring your attention, e.g., while riding a bicycle or walking in or near traffic, a construction site or railroad, etc. Remove the frames or adjust your volume to ensure you can hear surrounding sounds, including alarms and warning signals.
- Do NOT use the frames if they emit any loud unusual noise. If this happens, turn the frames off and contact Bose customer service.

- Do NOT submerge or expose the frames for extended period to water, or wear while participating in water sports, e.g., swimming, waterskiing, surfing, etc.
- Remove frames immediately if you experience a warming sensation or loss of audio.
- Do NOT use mobile phone adapters to connect frames to airplane seat jacks, as this could result in injury or property damage due to overheating.



Contains small parts which may be a choking hazard. Not suitable for children under age 3.



This product contains magnetic material. Consult your physician on whether this might affect your implantable medical device.

- To reduce the risk of fire or electrical shock, do NOT expose this product to rain, liquids or moisture.
- Do NOT expose this product to dripping or splashing, and do not place objects filled with liquids, such as vases, on or near the product.
- Keep the product away from fire and heat sources. Do NOT place naked flame sources, such as lighted candles, on or near the product.

- Do NOT make unauthorized alterations to this product.
- Use this product only with an agency-approved power supply that meets local regulatory requirements (e.g., UL, CSA, VDE, CCC).
- Do not expose products containing batteries to excessive heat (e.g. from storage in direct sunlight, fire or the like).
- Do NOT wear the frames while charging.
- After each use, wipe both sides of the lenses and all parts of the frame with the cloth bag provided or a dry cloth.

## Regulatory Information

**NOTE:** This equipment has been tested and found to comply with the limits for a Class B digital device, pursuant to Part 15 of the FCC Rules. These limits are designed to provide reasonable protection against harmful interference in a residential installation. This equipment generates, uses, and can radiate radio frequency energy and, if not installed and used in accordance with the instructions, may cause harmful interference to radio communications. However, there is no guarantee that interference will not occur in a particular installation. If this equipment does cause harmful interference to radio or

television reception, which can be determined by turning the equipment off and on, the user is encouraged to try to correct the interference by one or more of the following measures:

- Reorient or relocate the receiving antenna.
- Increase the separation between the equipment and receiver.
- Connect the equipment into an outlet on a circuit different from that to which the receiver is connected.
- Consult the dealer or an experienced radio/TV technician for help.

Changes or modifications not expressly approved by Bose Corporation could void the user's authority to operate this equipment.

This device complies with part 15 of the FCC Rules and with Industry Canada license-exempt RSS standard(s). Operation is subject to the following two conditions: (1) This device may not cause harmful interference, and (2) this device must accept any interference received, including interference that may cause undesired operation. This device complies with FCC and Industry Canada radiation exposure limits set forth for general population. This transmitter must not be co-located or operating in conjunction with any other antenna or transmitter.

**CAN ICES-3 (B)/NMB-3(B)**

**DON'T** attempt to remove the rechargeable lithium-ion battery from this product. Contact your local Bose retailer or other qualified professional for removal.

**QTY: 1 EA**



**Manufactured For:** Bose Corporation,  
100 Mountain Road, Framingham,  
MA 01701



Do not use if package is damaged.



-20C



+60C

This product complies with the ANSI Z80.3 and ISO 12312-1 standards.

Lenses meet applicable government impact resistance requirements but ARE NOT SHATTERPROOF.

Tinted eyewear is not recommended to be worn for night driving.

The product is designed to block greater than 99% UVA and UVB light energy. This product is in compliance with ANSI Z80.3:2015

Only lenses approved by Bose should be used with the Alto or Rondo products.

### **Please complete and retain for your records**

The serial and model numbers are located on the left temple.

Serial number: \_\_\_\_\_

Model number: \_\_\_\_\_

Please keep your receipt with your owner's guide. Now is a good time to register your Bose product. You can easily do this by going to <http://global.Bose.com/register>

### **Legal Information**

Apple and the Apple logo are trademarks of Apple Inc., registered in the U.S. and other countries. App Store is a service mark of Apple Inc.

The *Bluetooth*® word mark and logos are registered trademarks owned by Bluetooth SIG, Inc. and any use of such marks by Bose Corporation is under license.

Google Play and the Google Play logo are trademarks of Google LLC.

Bose and Bose Frames are trademarks of Bose Corporation.

Bose Corporation Headquarters:





1-877-230-5639






©2018 Bose Corporation. No part of this work may be reproduced, modified, distributed or otherwise used without prior written permission.






### **Warranty Information**






**This product is covered by a limited warranty from Bose. For warranty details, visit [global.Bose.com/warranty](http://global.Bose.com/warranty)**

## Symbols and Descriptions

SYMBOL	DESCRIPTION
	<i>Bluetooth</i>
	California Energy Commission - Battery Charger Energy Efficiency
	Choking hazard
	Customer support

SYMBOL	DESCRIPTION
	Date of Manufacture
	Documentation
	Do not use if package is damaged
	Downloads
	Forum

SYMBOL	DESCRIPTION
	Keep dry
	Magnetic interference
	Manufacturer
	Phone
	Reference number

SYMBOL	DESCRIPTION
	Refer to instructions for use
	Temperature limit
	Serial number
	Videos
	Warning/Caution





**worldwide.Bose.com/Support/Frames**



**global.Bose.com/warranty**

©2018 Bose Corporation, 100 Mountain Road, Framingham, MA, 01701-9168 USA AM829196-0010 Rev. A



829196-0010