

Brookstone®

Wrist Speaker

BLUETOOTH® AUDIO
HANDSFREE CALLING



Fold

⚠ CAUTION

- Do not drop, crush, bend or apply excessive force to the device.
- Do not expose the device to moisture, extreme or prolonged heat, cold, humidity, or other adverse conditions. Avoid storage in damp, humid or wet locations. Do not submerge in water.
- Do not attempt to open the Wrist Speaker. There are no serviceable parts inside. The unit can only be opened by qualified personnel.

LI-ION BATTERY WARNING

This device contains a Lithium-Ion battery. The battery must be recycled or disposed of properly. Contact your local waste management office for information on battery recycling or disposal.

Use only the supplied cable to recharge the battery. Improper charging may damage the battery and the device.

Do not attempt to open the rechargeable battery or battery pack. There are no serviceable parts inside. Keep the battery out of reach of children. If swallowed, consult a physician immediately.

Do not dispose of battery in a fire as it may explode. The battery may also explode if damaged. (BC)

FCC INFORMATION

Caution: Changes or modifications not expressly approved by the party responsible for compliance could void the user's authority to operate the equipment.

This equipment has been tested and found to comply with the limits for a Class B Digital Device, pursuant to Part 15 of the FCC Rules. These limits are designed to provide reasonable protection against

Fold

harmful interference in a residential installation. This equipment generates, uses, and can radiate radio frequency energy and, if not installed and used in accordance with the instructions, may cause harmful interference to radio communications. However, there is no guarantee that interference will not occur in a particular installation.

If this equipment does cause harmful interference to radio or television reception, which can be determined by turning the equipment off and on, the user is encouraged to try to correct the interference by one or more of the following measures:

- Reorient or relocate the receiving antenna.
- Increase the distance between the equipment and receiver.
- Connect the equipment to an outlet on a circuit different from that to which the receiver is connected.
- Consult the dealer or an experienced radio/TV technician for help.

This equipment complies with part 15 of the FCC Rules. Operation is subject to the following two conditions:

1. This equipment may not cause harmful interference.
2. This equipment must accept any interference received, including interference that may cause undesired operation.

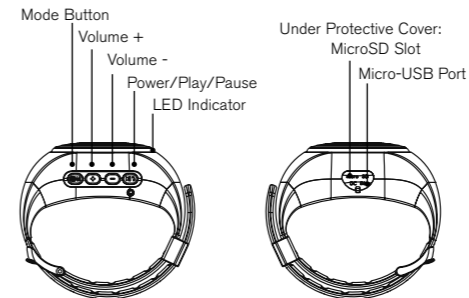
WARNING: To comply with FCC's RF radiation exposure limits for general population/uncontrolled exposure, the antenna(s) used for this transmitter must be installed to provide a separation distance of at least 20 cm from all persons and must not be collocated or operating in conjunction with any other antenna or transmitter.

FCC ID: AFVN-AR117A2BLA



Fold

LOCATION OF PARTS AND CONTROLS



CHARGING THE BATTERY

The Wrist Speaker includes a rechargeable Lithium-Ion battery, which must be charged before first use.

To charge the battery:

1. Plug the charging cable's USB connector into a USB port on an active device or a USB Adapter.
2. Plug the charging cable's Micro USB connector into the Micro USB port on the Wrist Speaker. The LED Indicator turns red during charging. It flashes blue and red when the speaker is fully charged. A full charge takes approximately 2 hours.

PAIRING WITH BLUETOOTH®

You use Bluetooth® to stream audio from your device to the speaker, and to answer telephone calls through the speaker. Using a MicroSD card or the FM Radio feature does not require Bluetooth®.

Note: If you are using a MicroSD card, remove the card before beginning the pairing procedure. If a MicroSD card is present, the speaker will not enter pairing mode.

Fold

1. Prepare your device (e.g., smartphone) to pair using Bluetooth®, making sure that the device is within 33 feet of the Wrist Speaker. Refer to your device's owner's manual for information on using the Bluetooth® function.
2. Press and hold the POWER/PLAY/PAUSE Button until the LED Indicator flashes blue quickly and the voice prompt indicates that the speaker is in pairing mode.
3. On your device, search the list of available devices and select Wrist Speaker. Note that it may take a few seconds for the speaker to be listed as an available device. Depending on your device, you may have to tap SCAN to update the device list. Consult your device's owner's manual.
4. If prompted, type the password or PIN 0000.

When paired, the speaker's LED Indicator will flash blue slowly and the voice prompt will advise you that the device is paired.

The devices will remain paired, even after being turned off, until you cancel pairing. Consult your device's owner's manual for information on cancelling pairing.

If no music is streaming for more than 30 seconds, the speaker enters standby mode. The LED Indicator flashes blue slowly. The devices remain paired in standby mode for up to 48 hours.

USING A MICRO SD CARD

To play MP3/WAV music from a MicroSD card on your Wrist Speaker, insert a MicroSD card into the MicroSD slot. Press and hold the Volume + and Volume - buttons to control volume; short press Volume +/- to select the next/last song.

The Bluetooth® word mark and logos are registered trademarks owned by Bluetooth SIG, Inc. and any use of such marks by Brookstone is under license.



Fold

OUT-OF-RANGE ALERT



While in Bluetooth® mode, if your Wrist Speaker leaves your device's broadcast range you will be alerted and an alarm will sound. To cancel the alarm, press any button on the Speaker or re-enter the device's broadcast range. If the Wrist Speaker re-enters the broadcast range, it will automatically reconnect to your device.

The alarm will stop automatically after 3 minutes.

OPERATION

 POWER/PLAY/ PAUSE Button	<p>Press and hold to turn Wrist Speaker on/off. A voice prompt will confirm on/off status. The speaker will enter pairing mode, or will pair with a previously paired device and enter Bluetooth® mode. (Depending on your device, you may have to tap Wrist Speaker in your Bluetooth® list to reestablish the connection.)</p> <p>If a MicroSD card is present, the speaker will access the card instead of entering Bluetooth® mode.</p> <p>Short press for play/pause.</p> <p>While in Bluetooth® mode with an incoming call, short press to answer/hang up phone.</p>
 VOLUME + Button	<p>Press and hold to increase volume.</p> <p>Short press for next song/station.</p>

Fold

 VOLUME - Button	<p>Press and hold to reduce volume.</p> <p>Short press for last song/station.</p>
 MODE Button	<p>Press and hold to change between Bluetooth® mode and FM radio mode. A voice prompt will confirm the change. The LED Indicator is solid blue when in radio mode; it flashes blue when in Bluetooth® mode.</p> <p>When in radio mode, short press to search for radio stations. When the search completes, the first station found will play.</p> <p>When in Bluetooth® mode and the paired device's camera is open, short press to trigger the camera's shutter, allowing you to take a selfie or other picture.</p>

CARE AND MAINTENANCE

Clean the Wrist Speaker with a clean, soft cloth. Never use harsh cleaning products or solvents.

SPECIFICATIONS

Output Power.....	3W
Input Power Supply.....	DC5V/500mA
Sensitivity Ratio.....	360mv
Frequency.....	120HZ-20KHZ
Bluetooth® Version Compatibility.....	V2.1 + EDR
SNR.....	80db
Weight.....	Approx. 2.5 oz (70 g)
Dimensions.....	Approx. 2.76 x 1.58 x .95 in. (Approx. 70 x 40 x 24 mm)

Fold

ONE (1) YEAR LIMITED WARRANTY

Brookstone® warrants this product against defects in materials and/or workmanship under normal use for a period of ONE (1) YEAR from the date of purchase by the original purchaser ("Warranty Period"). If a defect arises and a valid claim is received within the Warranty Period, at its option, Brookstone will either 1) repair the defect at no charge, using new or refurbished replacement parts, or 2) replace the product with a new product that is at least functionally equivalent to the original product, or 3) provide a store credit in the amount of the purchase price of the original product. A replacement product or part, including a user-installable part installed in accordance with instructions provided by Brookstone, assumes the remaining warranty of the original product. When a product or part is exchanged, any replacement item becomes your property and the replaced item becomes Brookstone's property. When a store credit is given, the original product must be returned to Brookstone and becomes Brookstone's property.

Obtaining Service: To obtain warranty service, call Brookstone Limited Warranty Service at 1-800-292-9819. Please be prepared to describe the product that needs service and the nature of the problem. A purchase receipt is required. All repairs and replacements must be authorized in advance. Service options, parts availability and response times will vary. You are responsible for delivery and the cost of delivery of the product or any parts to the authorized service center for replacement, per our instructions.

Limits and Exclusions: Coverage under this Limited Warranty is limited to the United States of America, including the District of Columbia and the U.S. Territories of Guam, Puerto Rico, and the U.S. Virgin Islands. This Limited Warranty applies only to products manufactured for Brookstone that can be identified by the "Brookstone" trademark, trade name, or logo affixed to them or their packaging. The Limited Warranty does not apply to any non-Brookstone products. Manufacturers or suppliers other than Brookstone

Fold

may provide their own warranties to the purchaser, but Brookstone, in so far as permitted by law, provides these products "as is." This warranty does not apply to: a) damage caused by failure to follow instructions relating to product's use or the installation of components; b) damage caused by accident, abuse, misuse, fire, floods, earthquake or other external causes; c) damage caused by service performed by anyone who is not a representative of Brookstone; d) accessories used in conjunction with a covered product; e) a product or part that has been modified to alter functionality or capability; f) items intended to be periodically replaced by the purchaser during the normal life of the product including, without limitation, batteries or light bulbs; g) any product sold "as is" including, without limitation, floor demonstration models and refurbished items; or h) a product that is used commercially or for a commercial purpose.

BROOKSTONE SHALL NOT BE LIABLE FOR INCIDENTAL OR CONSEQUENTIAL DAMAGES RESULTING FROM THE USE OF THIS PRODUCT, OR ARISING OUT OF ANY BREACH OF THIS WARRANTY. TO THE EXTENT PERMITTED BY APPLICABLE LAW, BROOKSTONE DISCLAIMS ANY AND ALL STATUTORY OR IMPLIED WARRANTIES, INCLUDING, WITHOUT LIMITATION, WARRANTIES OF MERCHANTABILITY, FITNESS FOR A PARTICULAR PURPOSE AND WARRANTIES AGAINST HIDDEN OR LATENT DEFECTS. IF BROOKSTONE CANNOT LAWFULLY DISCLAIM STATUTORY OR IMPLIED WARRANTIES, THEN TO THE EXTENT PERMITTED BY LAW, ALL SUCH WARRANTIES SHALL BE LIMITED IN DURATION TO THE DURATION OF THIS EXPRESS WARRANTY.

Some states disallow the exclusion or limitation of incidental or consequential damages or how long an implied warranty lasts, so the above exclusions or limitations may not apply to you. This warranty gives you specific legal rights and you may also have other rights, which vary from state to state.

Find thousands more great ideas online

Brookstone®

324308
© Brookstone 2017

Brookstone.com | 1-800-846-3000
1 Innovation Way, Merrimack, NH 03054

Fold

Fold

Fold

Fold

FCC Statement

This equipment has been tested and found to comply with the limits for a Class B digital device, pursuant to Part 15 of the FCC Rules. These limits are designed to provide reasonable protection against harmful interference in a residential installation. This equipment generates uses and can radiate radio frequency energy and, if not installed and used in accordance with the instructions, may cause harmful interference to radio communications. However, there is no guarantee that interference will not occur in a particular installation. If this equipment does cause harmful interference to radio or television reception, which can be determined by turning the equipment off and on, the user is encouraged to try to correct the interference by one or more of the following measures:

- Reorient or relocate the receiving antenna.
- Increase the separation between the equipment and receiver.
- Connect the equipment into an outlet on a circuit different from that to which the receiver is connected.
- Consult the dealer or an experienced radio/TV technician for help.

This device complies with part 15 of the FCC Rules. Operation is subject to the following two conditions:

(1) This device may not cause harmful interference, and (2) this device must accept any interference received, including interference that may cause undesired operation.

Changes or modifications not expressly approved by the party responsible for compliance could void the user's authority to operate the equipment.