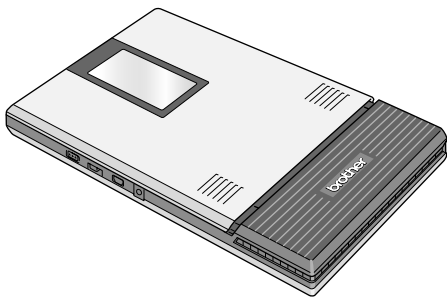


**brother**<sup>®</sup>

Quick Guide

**M**PRINT

**MW-260**  
**Mobile Printer**



- Before using this printer, be sure to read this User's Guide.



Federal Communications Commission (FCC) Declaration of Conformity (For USA Only)

Responsible Party : Brother International Corporation  
100 Somerset Corporate Boulevard Bridgewater,  
NJ 08807-0911, U.S.A. TEL : (908) 704-1700

declares that the product

Product Name : Mobile Printer  
Model Number : MW-260

complies with Part 15 of the FCC Rules. Operation is subject to the following two conditions: (1) this device may not cause harmful interference, and (2) this device must accept any interference received, including interference that may cause undesired operation.

This equipment has been tested and found to comply with the limits for a Class B digital device, pursuant to Part 15 of the FCC Rules. These limits are designed to provide reasonable protection against harmful interference in a residential installation. This equipment generates, uses, and can radiate radio frequency energy and, if not installed and used in accordance with the instructions, may cause harmful interference to radio communications. However, there is no guarantee that interference will not occur in a particular installation. If this equipment does cause harmful interference to radio or television reception, which can be determined by turning the equipment off and on, the user is encouraged to try to correct the interference by one or more of the following measures:

- Reorient or relocate the receiving antenna
- Increase the separation between the equipment and receiver.
- Connect the equipment into an outlet on a circuit different from that to which the receiver is connected.
- Consult the dealer or an experienced radio / TV technician for help.
- This device complies with FCC RF radiation exposure limits set forth for an uncontrolled environment. The antenna used for this transmitter must be installed to provide a separation distance of at least 20 cm from all persons and must not be co-located or operating in conjunction with any other antenna or transmitter.

FCC WARNING

- The enclosed interface cable should be used in order to ensure compliance with the limits for a Class B digital device.
- Changes or modifications not expressly approved by Brother Industries, Ltd. could void the user's authority to operate the equipment.

# Brother® One Year Limited Warranty (USA Only)

## Who is covered:

- This limited warranty ("warranty") is given only to the original end-user/retail purchaser (referred to in this warranty as "Original Purchaser") of the accompanying Product, consumables and accessories (collectively referred to in this warranty as "this Product").
- If you purchased a Product from someone other than an authorized Brother reseller in the United States or if the Product was used prior to your purchase you are not the Original Purchaser and the Product that you purchased is not covered by this warranty.

## What is covered:

- This Product includes the Product and may include Consumable and Accessory Items. Accessory Items may include, but are not limited to USB cable, AC adaptor and photo sleeves. Consumable Items may include but are not limited to BMS paper, battery, tape cassettes and label rolls.
- Except as otherwise provided herein, Brother warrants that the Product and the accompanying Consumable and Accessory Items will be free from defects in materials and workmanship, when used under normal conditions.
- This warranty applies only to Products purchased and used in the United States. For Products purchased in, but used outside the United States, this warranty covers only warranty service within the United States.

## What is the length of the Warranty Periods:

- Product and Accompanying Accessory Items: one year from the original purchase date.
- Accompanying Consumable Items: 90 days from the original purchase date or the rated life of consumable, whichever comes first.

## What is NOT covered:

### This warranty does not cover:

- (1) Physical damage to this Product;
- (2) Damage caused by improper installation, improper or abnormal use, misuse, neglect or accident (including but not limited to shipping this Product without the proper preparation and/or packaging);
- (3) Damage caused by another device or software used with this Product (including but not limited to damage resulting from use of non Brother®-brand parts and Consumable and Accessory Items);
- (4) Consumable and Accessory Items that expired in accordance with a rated life;
- (5) Problems arising from other than defects in materials or workmanship.

This limited warranty is VOID if this Product has been altered or modified in any way (including but not limited to attempted warranty repair without authorization from Brother and/or alteration/removal of the serial number).

## **What to do if you think your Product is eligible for warranty service:**

Report your issue to our Customer Service Hotline at 1-800-255-0415 or [mobilesolutionsinfo@Brother.com](mailto:mobilesolutionsinfo@Brother.com) **within the applicable warranty period.** Supply Brother with a copy of your dated bill of sale showing that this Product was purchased within the United States.

## **What Brother will ask you to do:**

After contacting Brother you will be required to send the Product properly packaged, freight prepaid, to Brother together with a photocopy of your bill of sale. Brother **will provide a Return Authorization Number (i.e RA#) that must be written on the outside of the carton that contains your Product and instructions to where you should return your Product. You are responsible for the cost of shipping, packing the Product, and insurance (if you desire). You are also responsible for loss or damage to this Product in shipping.**

## **What Brother will do:**

If the problem reported concerning your Product and/or accompanying Consumable and Accessory Items is covered by this warranty and if you first reported the problem within the applicable warranty period, Brother will repair or replace the Product and/or accompanying Consumable and Accessory Items at no charge to you for parts or labor. The decision as to whether to repair or replace the Product and/or accompanying Consumable and Accessory Items is made by Brother in its sole discretion. Brother reserves the right to supply a refurbished or remanufactured replacement Products and/or accompanying Consumable and Accessory Items and use refurbished parts provided such replacement Products conform to the manufacturer's specifications for new Product/parts. The repaired or replacement Product and/or accompanying Consumable and Accessory Items will be returned to you freight prepaid.

If the Product and/or accompanying Consumable and Accessory Items are not covered by this warranty (either stage), you will be charged for shipping the Product and/or accompanying Consumable and Accessory Items back to you and charged for any service and/or replacement parts/Product at Brother's then current rates.

Identification: Brother shall be allowed to place identification marks on equipment covered and repaired under this agreement.

## **Limitations:**

Brother is not responsible for damage to or loss of any equipment, media, programs or data related to the use of this Product. Except for the repair or replacement as described above, Brother shall not be liable for any direct, indirect, incidental or consequential damages or specific relief. Because some states do not allow the exclusion or limitation of consequential or incidental damages, the above limitation may not apply to you.

THIS WARRANTY IS GIVEN IN LIEU OF ALL OTHER WARRANTIES, WRITTEN OR ORAL, WHETHER EXPRESSED BY AFFIRMATION, PROMISE, DESCRIPTION, DRAWING, MODEL OR SAMPLE. ANY AND ALL WARRANTIES OTHER

THAN THIS ONE, WHETHER EXPRESS OR IMPLIED, INCLUDING IMPLIED WARRANTIES OF MERCHANTABILITY AND FITNESS FOR A PARTICULAR PURPOSE, ARE HEREBY DISCLAIMED.

- This Limited Warranty is the only warranty that Brother is giving for this Product. It is the *final expression and the exclusive and only statement* of Brother's obligations to you. It replaces all other agreements and understandings that you may have with Brother or its representatives.
- This warranty gives you certain rights and you may also have other rights that may vary from state to state.
- This Limited Warranty (and Brother's obligation to you) may not be changed in any way unless you and Brother sign the same piece of paper in which we (1) refer to this Product and your bill of sale date, (2) describe the change to this warranty and (3) agree to make that change.

## Important Information

Should you have questions, or need information about your Brother Product, we have a variety of support options for you to choose from:

USA-Customer Service:  
Customer Service  
1-800-255-0415

Customer Service  
1-303-460-1628 (fax)

Website  
[www.brothermobilesolutions.com](http://www.brothermobilesolutions.com)

Supplies / Accessories  
1-800-543-6144

**Brother Mobile Solutions, Incorporated**  
**100 Technology Drive, Suite 250A**  
**Broomfield, CO 80021**

Record your model and serial number and your date and location of Purchase below for your records. Keep this information with your proof of purchase (bill of sale) in case your Product requires service.

Model # \_\_\_\_\_

Serial # \_\_\_\_\_

Date of purchase: \_\_\_\_\_

Reseller name: \_\_\_\_\_

Reseller address: \_\_\_\_\_

**Important:** We recommend that you keep all original packing materials, in the event that you need to ship the machine.

**Save Time - Register On-Line!**

Don't stand in line at the post office or worry about lost mail. Visit us on-line at  
**[www.registermybrother.com](http://www.registermybrother.com)**

Your product will immediately be registered in our database and you can be on your way!  
Also, while you're there, look for contests and other exciting information!

## CAUTION

RISK OF EXPLOSION IF BATTERY IS REPLACED BY AN  
INCORRECT TYPE.

DISPOSE OF USED BATTERIES ACCORDING TO THE  
INSTRUCTIONS.

- Microsoft®, Windows®, Windows Mobile® and Windows Vista® are registered trademarks of Microsoft Corporation in the United States and other countries.
- The Bluetooth® word mark and logos are owned by the Bluetooth® SIG, Inc. and any use of such marks by Brother Industries, Ltd. under license.
- This product contains IrFront of ACCESS CO., LTD.  
Copyright © 1996-2008 ACCESS CO., LTD.
- ACCESS and IrFront are trademarks or registered trademarks of ACCESS CO., LTD. in Japan and other countries.

**ACCESS™** **IrFront™**

- All other software and product names mentioned are trademarks or registered trademarks of their respective companies.

## 1) What is Bluetooth?

Bluetooth is a type of short-range wireless technology that provides wireless connectivity to users of Windows® PCs and Windows Mobile® devices equipped with Bluetooth.

## 2) Precautions for using Bluetooth

Wireless connections are used in a wide range of fields. Therefore, in order to prevent malfunctions with the following, Bluetooth should be turned off.

- Hospitals
- Aircraft
- Gasoline/Petrol stations
- Fire alarms

## 3) For better transmission

Bluetooth connectivity varies greatly according to its operating environment. If a good connection cannot be achieved, try connecting again. Connections are difficult to achieve in the following locations.

- Near electronic equipment
- Near broadcasting stations or wireless base stations
- Near wireless LAN (IEEE802.11)

## 4) Other features of Bluetooth technology

- Equipment using Bluetooth technology may require a few seconds until the Bluetooth function can be used after it is turned on. This length of time differs depending on the equipment. (This unit requires a maximum of 8 seconds.)



---

## Manual structure

A User's Guide and a Software Guide are provided on the CD-ROM included with this printer.

### User's Guide

The User's Guide provides precautions for using this printer, details on the printer's setup.


### Software Guide

The Software Guide describes the procedures for installing and uninstalling the software onto a Windows® PC or onto a Windows Mobile® device and their printing procedures.

---

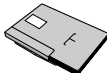
## Enclosed accessories

### MW-260 mobile printer



### Paper cassette

filled with C-211 thermal paper (50 sheets).



### Rechargeable Lithium-ion Battery (BT-200)

Brother Industries, Ltd.



### Charger

(AC adapter: AD-210US)  
Brother Industries, Ltd.

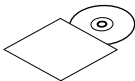


### USB cable



### CD-ROM

(contains the software, the User's Guide and the Software Guide)




### Quick Guide (This guide)

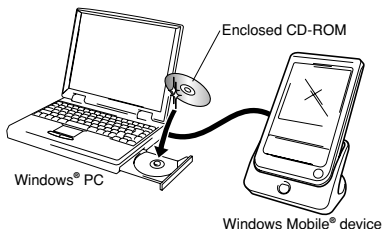


# Printer operation

1 Read the Quick Guide and check that all accessories are enclosed.

2 Insert the enclosed CD-ROM into the CD-ROM drive of the Windows® PC.

- The installer automatically starts up and the Brother Select Language dialog box appears.
- If the installer does not automatically start up, double-click  on the CD-ROM.



3 Prepare the printer.  
Refer to the User's Guide. (The User's Guide can be viewed by clicking the User Guide button in the first dialog box that appears when the installer is started up to install the software.)



**Note:** Read the User's Guide before operating the printer.  
It is recommended you save the User's Guide onto your Windows® PC for future reference.

Continued on the following page

4

## Install the software according to the instructions that appear.

To view the Software Guide, click the Software Guide button.



5

## Print!!

Refer to the Software Guide.

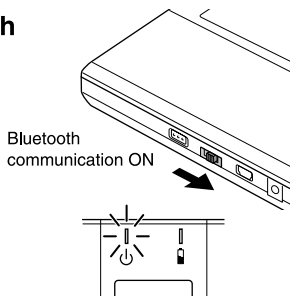
**Note:** Adobe® Reader® is needed in order to view the User's Guide and the Software Guide.

## Communication using Bluetooth technology

Since this printer uses Bluetooth to communicate with a Windows® PC or Windows Mobile® device, the procedure using basic settings is described below. For details, refer to the manual for the Bluetooth device.

### 1 Set the interface switch to "Bluetooth".

→ The status indicator light will be blue.



### 2 Run the Bluetooth connection software on the Windows® PC or Windows Mobile® device.

### 3 Use the Bluetooth connection software to search for Bluetooth devices.

→ "MW-260xxxx" is detected. "xxxx" is the last 4 digits of its serial number.

### 4 Select this printer from the list of devices.

→ The screen to enter the "PIN code" (or "Pass key") appears only the first time that the Windows® PC or Windows Mobile® device is connected to the printer.



● Depending on the Bluetooth device, you may be requested to enter the PIN code with subsequent connections.

**5** Enter the "PIN code" or "Pass key" (at the time of shipment, the PIN code is set to the last four digits of the serial number of the printer) and click/tap the Enter button.

→ "Connected device Yes" appears on the Device information screen.

**6** Use the Bluetooth connection software to select the serial port as the method for connecting to this printer.



● Note the COM port number when it appears (The COM port number may be required when printing depending on the type of the Windows® PC or the Windows Mobile® device).

# Product specifications

## Printer specifications

Model name	MW-260	
Indicators	Status indicator light (blue/green/red)	
	Charging indicator light (orange)	
Printing	Method	Direct thermal printing with a line thermal print head
	Resolution	300 dpi × 300 dpi
	Print speed	20 seconds/sheet (standard text on thermal paper with 7 % coverage at an ambient temperature of 25 °C/77°F)
	No. of pages that can be printed	Up to 50 during continuous printing with a fully charged battery. Using Bluetooth sleep mode will affect this figure. (Based on 7% coverage at an ambient temperature of 25 °C/77°F) (Standard paper manufactured by Brother: A6 thermal)
Paper supply method	Brother paper cassette, automatic paper feed mechanism	
Paper	Brother A6 cut paper (105 mm × 148 mm/4.1" × 5.8")	
Print area	97.5 mm × 140.6 mm/3.8" × 5.5"	
Power supply	Compact switching AC adapter for charging, lithium ion battery	
Interface	Complies with USB Ver. 2.0 (Full Speed) Compliant with Bluetooth ver. 1.1 class 2 serial port profile supported Compliant with IrDA Ver.1.3	
Dimensions	130 mm (W) × 210 mm (D) × 18.5 mm (H)/ 5.1"(W) × 8.3"(D) × 0.7"(H)	
Weight	520 g/1.15lbs. (including the rechargeable lithium ion battery and a paper cassette containing 50 sheets of plain thermal paper)	



**brother®**

Printed in Japan  
LB3280001®

