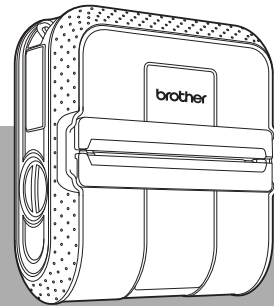
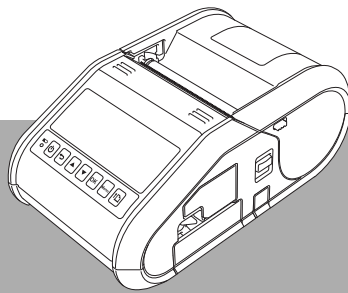
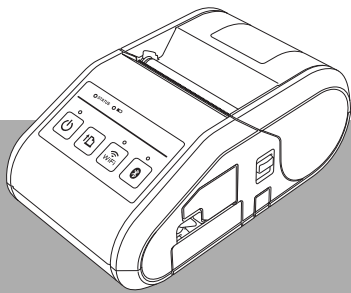


Product Safety Guide

RuggedJet

RJ-3050/3150/
4030/4040



RD
ROLLS

Be sure to read this document before using the printer.

We recommend that you keep this document nearby for future reference.

Introduction

Thank you for purchasing the RJ-3050/3150/4030/4040 (hereafter referred to as “the printer”).

RJ-3050/3150

The documentation included with the printer, including the Product Safety Guide (this document) and the User's Guide (printed) contains operating precautions and basic instructions.

For more details, and for information about software and using the printer on a network, see the Online User's Guide, which can be found on the Brother Solutions Center.

The latest version of your printer's documentation is available from the Brother Solutions Center at <http://support.brother.com/>.

Save all documentation for later reference.

RJ-4030/4040

The documentation included with the printer, including the Product Safety Guide (this document), the Quick Reference Guide (printed), and the User's Guide (which can be found on the setup CD-ROM) contains operating precautions and instructions. The Software User's Guide, which can also be found on the setup CD-ROM, contains operating instructions for the P-touch Editor software. Before using the printer, be sure to read these documents for information about safety and proper operation.

The latest version of your printer's documentation is available from the Brother Solutions Center at <http://support.brother.com/>.

For information about using the printer on a network (RJ-4040 only), see the Network User's Guide, which can be found on the setup CD-ROM.

Save all documentation for later reference.

Important Notice




- The contents of this document are subject to change without notice.
- The contents of this document may not be duplicated or reproduced, partially or in full, without permission.
- We assume no responsibility for damages arising from earthquakes, fire, other disasters, actions of third parties, the user's intentional or negligent operation, misuse or operation under other special conditions.
- We assume no responsibility for damage (such as losses, loss of business profits, lost profits, business disruptions or a lost means of communication) that may result from the use or inability to use the printer.
- If the printer should be defective due to faulty manufacturing, we shall replace or repair it during the warranty period.
- We assume no responsibility for damages that may result from incorrect operation of the printer by connecting incompatible equipment or using incompatible software.












To use the machine safely

If the printer malfunctions, immediately stop using it, and then contact the sales representative where the printer was purchased.

Symbols used in this document

The following symbols are used throughout this document.

 DANGER	Indicates an imminently hazardous situation which, if the product is handled without following the warnings and instructions, will result in death or serious injuries.
 WARNING	Indicates a potentially hazardous situation which, if the product is handled without following the warnings and instructions, could result in death or serious injuries.
 CAUTION	Indicates a potentially hazardous situation which, if not avoided, may result in minor or moderate injuries.
IMPORTANT	Indicates a potentially hazardous situation which, if not avoided, may result in damage to property or loss of product functionality.

	Indicates risk of fire under certain circumstances
	Indicates risk of electric shock under certain circumstances
	Indicates risk of burns under certain circumstances
	Indicates an action that must not be performed
	Indicates risk of combustion if fire is nearby
	Indicates risk of injury if the indicated part of the printer is touched
	Indicates risk of injury, such as electric shock, if the indicated part of the printer is disassembled
	Indicates risk of electric shock if the operation is performed with wet hands
	Indicates risk of electric shock if the printer is exposed to water
	Indicates an action that must be performed
	Indicates that the AC power cord must be disconnected from the electrical outlet

Important safety instructions

DANGER





Rechargeable Li-ion battery (The rechargeable Li-ion battery comes with the RJ-3050/3150. Li-ion battery optional with the RJ-4030/4040.)












Carefully observe the following precautions for the rechargeable Li-ion battery (hereafter referred to as "rechargeable battery"). If these precautions are not followed, overheating, leaking, or cracks in the battery may result in an electrical short, explosion, smoke, fire, electric shock, injury to yourself or others, or damage to the product or other property.

- Use the rechargeable battery only for its intended purpose. The printer and rechargeable battery are designed to function exclusively with each other. DO NOT insert the rechargeable battery into a different printer, or a different rechargeable battery into your printer, otherwise fire or damage may result.
- To charge the rechargeable battery, insert it into the printer, and then use the AC adapter designed specifically for this printer.
- DO NOT charge the rechargeable battery near a fire or in direct sunlight. This could activate the protection circuitry, which is designed to prevent danger from high heat. Activation of the protection circuitry could cause charging to stop, charging to occur with excessive current/voltage if the protection circuitry fails, or an abnormal chemical reaction within the battery.
- When charging the rechargeable battery, use only a battery charger designed specifically for the rechargeable battery.
- DO NOT allow wires or other metal objects to come into contact with the terminals of the rechargeable battery. DO NOT carry or store the rechargeable battery with metal objects such as necklaces or hairpins. This could cause an electrical short, and lead metal objects such as wires, necklaces, or hairpins to overheat.
- DO NOT use or leave the rechargeable battery near fire, heaters, or other high temperature (above 176°F/80°C) locations.
- DO NOT allow the rechargeable battery to come into contact with or to be immersed in water.
- DO NOT use the rechargeable battery in corrosive environments, such as areas where salty air, salt water, acids, alkalis, corrosive gases, chemicals, or any corrosive liquid are present.
- DO NOT use the rechargeable battery if it is damaged or leaking.
- DO NOT directly solder any connections to the rechargeable battery. This could cause internal insulation to melt, gas to be emitted, or safety mechanisms to fail.
- DO NOT use the rechargeable battery with the polarity (+) (-) reversed. Check the orientation of the rechargeable battery before inserting it, and do not try to force the rechargeable battery into the printer. Charging the rechargeable battery with the polarity reversed could cause an abnormal chemical reaction within the rechargeable battery or abnormal current flow during discharge.
- DO NOT directly connect the rechargeable battery to a household electrical supply.
























! DANGER

 	<ul style="list-style-type: none"> ■ Liquid (electrolyte) leaking from the printer or rechargeable battery may indicate that the rechargeable battery is damaged. If the rechargeable battery leaks, immediately stop using the printer, unplug the AC adapter, and isolate the printer by placing it in a bag. <p>DO NOT touch the electrolyte. If electrolyte gets in the eyes, do not rub them. Immediately rinse liberally with tap water or other clean water and seek the advice of a medical professional. If left alone, the electrolyte could cause eye damage. If electrolyte contacts your skin or clothing, immediately rinse them with water.</p> <ul style="list-style-type: none"> ■ DO NOT put the rechargeable battery, or a printer with the rechargeable battery installed, into a microwave oven or a high pressure container. ■ DO NOT disassemble, modify, or attempt to repair the rechargeable battery. ■ DO NOT dispose of the rechargeable battery in fire or intentionally overheat. This could cause the internal insulation to melt, gas to be emitted, or safety mechanisms to fail. Additionally, the electrolyte solution could catch fire. ■ DO NOT puncture the rechargeable battery with any objects, subject it to severe shocks or throw it. Damage to the rechargeable battery's protection circuit could cause the rechargeable battery to be recharged at an abnormal current/voltage or cause an abnormal chemical reaction within the rechargeable battery.
	<ul style="list-style-type: none"> ■ DO NOT leave a drained rechargeable battery in the printer for a long period of time. This could shorten the life of the rechargeable battery or lead to an electrical short. ■ DO NOT incinerate the rechargeable battery or dispose of it with household waste.
	<p>If the printer can only be used for a short period of time, even though the rechargeable battery is fully charged, the rechargeable battery may have reached the end of its service life. Replace the rechargeable battery with a new one. When removing and replacing the rechargeable battery, cover the terminals of the old rechargeable battery with tape to avoid creating a short in the battery.</p>






















! WARNING

Printer	
	DO NOT use the printer where its use is prohibited, such as on an airplane. This could affect the airplane's equipment, resulting in an accident.
	DO NOT use the printer in special environments, such as near medical equipment. Electromagnetic waves may cause the medical equipment to malfunction.
	DO NOT insert foreign objects into the printer or its connectors and ports, otherwise fire, electric shock, or damage may result.
 	If foreign objects are dropped into the printer, immediately turn it off, disconnect the AC adapter or Car adapter from the electrical outlet, and then contact Brother Customer Support at 1-800-255-0415. If you continue to operate the printer, fire, electric shock, or damage may result.
   	<p>DO NOT operate, charge, or store the printer in the following locations, otherwise leaking, fire, electric shock, or damage may result.</p> <ul style="list-style-type: none"> ■ Near water, such as in a bathroom or near a water heater, or in an extremely humid location ■ In a location where it is exposed to rain or moisture ■ In an extremely dusty location ■ In an extremely hot location, such as near open flames, heaters, or in direct sunlight ■ In a closed car under a hot sun ■ In a location where condensation may form






















⚠ WARNING

  	<p>DO NOT try to disassemble or alter the printer, otherwise fire, electric shock, or damage may result. For servicing, adjustments or repairs, contact the sales representative where the printer was purchased. (The warranty does not cover repairs for damage resulting from disassembly or alterations performed by the user.)</p>
   	<p>If the printer operates abnormally (for example, if it produces smoke, an unusual odor, or noise), stop using it, otherwise fire, electric shock, or damage may result. Immediately turn off the printer, disconnect the AC adapter or Car adapter from the electrical outlet, and then contact the sales representative where the printer was purchased for repairs.</p>
	<p>DO NOT charge the rechargeable battery with a printer, AC adapter, or Car adapter other than that specified. Fire, electric shock, or damage may result.</p>
  	<p>If the printer is not fully charged after the specified amount of time has passed, stop charging it, otherwise fire, electric shock, or damage may result.</p>
  	<p>DO NOT place the product near chemicals or in a place where chemical spillage could occur. In particular organic solvents or liquids may cause the casing and/or cables to melt or dissolve, risking fire or electric shock. They may also cause the product to malfunction or become discolored.</p>
	<p>DO NOT use the printer near open flames. Fire, electric shock, or damage may result.</p>
	<p>DO NOT spill liquids of any type on the printer.</p>
	<p>DO NOT allow children to play with the plastic bag that contained the printer. Dispose of the bag or keep it away from babies and children. There is a risk of suffocation.</p>
 	<p>DO NOT allow organic solvents, such as benzene, thinner, polish remover, or deodorizers, to come into contact with the plastic cover. These may cause the plastic cover to warp or dissolve, resulting in electric shock or fire.</p>
 	<p>DO NOT dispose of the printer with household waste. There is a risk of environmental damage, explosion, and fire.</p>
 	<p>When shipping the printer, make sure to remove the rechargeable battery before packing. If the printer is shipped with the rechargeable battery installed, there is a risk of fire, explosion, and damage.</p>






! WARNING

	DO NOT use combustible sprays when cleaning the printer, and DO NOT use combustible sprays near the printer. There is a risk of fire and electrical shock.
	Examples of combustible sprays: <ul style="list-style-type: none"> ■ Dust removing cleaners ■ Pesticides ■ Disinfectants and deodorizers that contain alcohol ■ Organic solvents or liquids such as alcohol
	DO NOT allow the charging contacts or the surrounding areas to become dirty or to come into contact with foreign objects. There is a risk of burns and damage.
	DO NOT touch any metal parts near the print head. The print head becomes very hot during use and remains very hot immediately after use. DO NOT touch it directly with your hands.
AC adapter/Car adapter (Optional)	
  	Only use the AC adapter or Car adapter designed specifically for this printer, otherwise fire, electric shock, or damage may result. The AC adapter or Car adapter is designed specifically for use with this printer. DO NOT use with any other product.
	When connecting the AC adapter or Car adapter, always push the plug into the electric outlet as far as it will go to ensure a solid connection, otherwise fire, electric shock, or damage may result.
	DO NOT touch the AC adapter and the printer during a thunderstorm. There may be a remote risk of electric shock from lightning when the printer is used during a thunderstorm.
	DO NOT allow liquids or metal objects to come into contact with the power supply plug, AC adapter, or Car adapter. There is a risk of fire, electric shock, and damage.
  	When using the AC adapter, DO NOT plug the printer into an electrical outlet other than a household outlet (AC100-240V 50/60Hz), otherwise fire, electric shock, or damage may result. The Car adapter is designed to be used only with a DC 12 V electrical outlet. DO NOT use it with any other type of electrical outlet.
 	DO NOT touch the AC adapter, Car adapter, or the power supply plug with wet hands, otherwise electric shock may result.
  	DO NOT try to disassemble, alter, or repair the AC adapter or Car adapter, otherwise fire, electric shock, or injury may result. For servicing, adjustments or repairs, contact the sales representative where the printer was purchased.
  	DO NOT spill water or drinks on the AC adapter or Car adapter. In addition, DO NOT use the AC adapter or Car adapter in a location where it may get wet, otherwise explosion or electric shock may result.














⚠ WARNING

 	<p>If the power supply plug becomes dirty (for example, if it becomes covered with dust) disconnect it from the electrical outlet, and then wipe it with a dry cloth. If you continue to use a dirty power supply plug, fire may result.</p>
  	<p>When disconnecting the AC power cord or Car adapter from the electrical outlet, DO NOT pull on the cord. Hold the plug and pull it out of the electrical outlet.</p>
  	<p>DO NOT insert foreign objects into the terminals of the AC adapter or Car adapter, otherwise burns or electric shock may result.</p>
 	<p>Use the AC adapter or Car adapter correctly and observe the following precautions, otherwise fire or electric shock may result.</p> <ul style="list-style-type: none"> ■ DO NOT damage the AC adapter or Car adapter. ■ DO NOT modify the AC adapter or Car adapter. ■ DO NOT twist the AC adapter or Car adapter. ■ DO NOT severely bend the AC adapter or Car adapter. ■ DO NOT pull on the AC adapter or Car adapter. ■ DO NOT place objects on the AC adapter or Car adapter. ■ DO NOT subject the AC adapter or Car adapter to heat. ■ DO NOT bind the AC adapter or Car adapter. ■ DO NOT allow the AC adapter or Car adapter to be pinched.
	<p>If the AC adapter or Car adapter is damaged, please contact the sales representative where the printer was purchased.</p>
	<p>Keep the AC adapter or Car adapter out of the reach of children, particularly infants, otherwise injury may result.</p>
	<p>DO NOT use the AC adapter or Car adapter near microwave ovens, otherwise damage to the AC adapter, Car adapter, or printer may result.</p>
  	<p>DO NOT use the AC adapter or Car adapter near flames or heaters. If the covering of the AC adapter or Car adapter cord melts, fire or electric shock may result.</p>
 	<p>Before performing maintenance on the printer, such as cleaning, disconnect the AC adapter or Car adapter from the electrical outlet, otherwise electric shock may result.</p>
 	<p>DO NOT allow organic solvents, such as benzene, thinner, polish remover, or deodorizers, to come into contact with the plastic cover. These may cause the plastic cover to warp or dissolve, resulting in electric shock or fire.</p>
	<p>If the printer will not be used for a long period of time, disconnect the AC adapter or Car adapter from the printer and the electrical outlet for safety reasons.</p>

! WARNING

	DO NOT wind the AC adapter or Car adapter cable around the adapter or bend the cable, otherwise the cable may be damaged.
 	DO NOT overload electric outlets or plug multiple devices into the same electric outlet. There is a risk of fire, electric shock, and damage.
 	DO NOT use damaged plugs or bent electric outlets. There is a risk of fire, electric shock, and damage.

! CAUTION

Printer	
	Keep out of the reach of children, particularly infants, otherwise injury may result.
	Stop operating the printer if it leaks or becomes discolored, deformed, or otherwise defective.
	DO NOT hold the printer by the RD Roll compartment cover. There is a risk of injury if the cover detaches and the printer falls.
	When connecting cables and accessories, make sure they're connected correctly and in the correct order. Only connect items that are designed specifically for this printer. There is a risk of fire or injury. Refer to the instructions when connecting.
	DO NOT directly touch the printer continuously for prolonged periods while the power is turned on. Touching hot components directly for prolonged periods may cause low temperature burns.
Tear bar	
	DO NOT touch the tear bar directly, otherwise injury may result.
AC adapter/Car adapter (Optional)	
	Make sure that the AC adapter's power cord or the Car adapter is accessible so that it can be removed in an emergency. DO NOT place objects on or near the AC adapter's power cord or the Car adapter's cord.
Belt clip	
	Make sure that the screw is tightened securely. There is a risk of injury if the screw is loose and the printer falls.
	Make sure that the belt clip is attached securely to the printer. There is a risk of injury if the belt clip is not attached securely and the printer falls.
	Make sure that the belt clip is attached securely to the wearer's belt. There is a risk of injury if the belt clip is not attached securely and the printer falls.
RD Roll	
	Be careful not to drop the RD Roll.
	The RD Roll uses thermal paper, therefore the color of the label and the printing may change or fade if exposed to sunlight or heat. When using outdoors and when durability is important, we DO NOT recommend using the RD Roll.
	Depending on the area, material, and environmental conditions, the label may unpeel or become permanently affixed, and the color of the label may change or be transferred to other objects. Before affixing the label, check the environmental conditions and the material. Test the label by affixing a small piece of it to an inconspicuous area of the intended surface.

IMPORTANT

Printer

- DO NOT remove the labels affixed to the printer. These labels provide operational information and indicate the printer's model number.
- DO NOT push the power switch with an object that has a sharp point, such as a pen. This could damage the switch or LED.
- DO NOT transport the printer while cables are connected to the AC/DC connector, USB port, or serial port. The connector and ports could be damaged.
- DO NOT store the printer in an area exposed to high temperatures, high humidity, direct sunlight, or dust. These could cause discoloration or malfunction.

CD-ROM (RJ-4030/4040)

- DO NOT scratch the CD-ROM, expose it to extremely high or low temperatures, place heavy objects on top of it, or bend it.

General Precautions

Rechargeable Li-ion battery (The rechargeable Li-ion battery comes with the RJ-3050/3150. Li-ion battery optional with the RJ-4030/4040.)

- At the time of purchase, the rechargeable Li-ion battery is slightly charged so that the operation of the printer can be verified; however, the rechargeable Li-ion battery should be fully charged with the AC adapter before the printer is used.
- If the printer will not be used for a long period of time, remove the rechargeable Li-ion battery from the printer, and then store it in a location where it is not exposed to static electricity, high humidity, or high temperatures (temperatures between 59°F/15°C and 77°F/25°C 40% to 60% humidity are recommended). In order to maintain the efficiency and life of the Li-ion rechargeable battery, charge it at least every six months.
- If you notice anything unusual about the rechargeable Li-ion battery the first time it is used, for example overheating or rust, DO NOT continue to use the battery. Contact Brother customer service.

General Precautions

Printer

- If the Bluetooth function and wireless LAN function are both turned on, the communication speed may decrease due to radio wave interference. If this occurs, turn off the function that you are not using (Bluetooth function or wireless LAN function).
- DO NOT cover or insert foreign objects into the paper outlet, AC/DC connector, USB port or serial port.
- DO NOT use paint thinner, benzene, alcohol or any other organic solvents to clean the printer. Doing so may cause damage to the surface finish. Use a soft, dry cloth to clean the machine.
- When not used for an extended period, remove the RD Roll from the machine.
- Always keep the RD Roll compartment cover closed when printing.
- When using optional accessories, use them as described in their instruction manuals.
- This printer uses thermal paper. If the printed paper is marked with ink, for example written on or stamped, the ink may cause the printed text to fade or become discolored. In addition the applied ink may take some time to dry. Printed text may fade or become discolored if the label comes into contact with any of the following: vinyl chloride products, leather goods such as wallets and purses, organic compounds such as alcohol, ketones, or esters, adhesive tape, erasers, rubber mats, magic marker ink, permanent marker ink, correction fluid, carbon, glue, diazo sensitized paper, hand lotion, hair care products, cosmetics, water, or sweat.
- DO NOT touch the printer with wet hands.
- DO NOT use folded, wet or damp paper, otherwise a paper misfeed or a malfunction may result.
- DO NOT touch paper or labels with wet hands, otherwise a malfunction may result.

CD-ROM/Software (RJ-4030/4040)

- The software contained on the CD-ROM is meant for use with the printer only. See the License on the CD for details. This software may be installed on multiple computers for use in an office, etc.

RD Roll

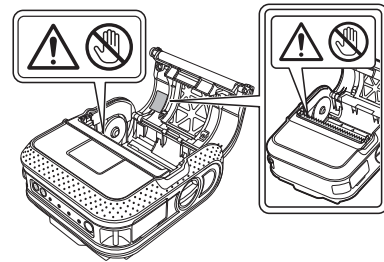
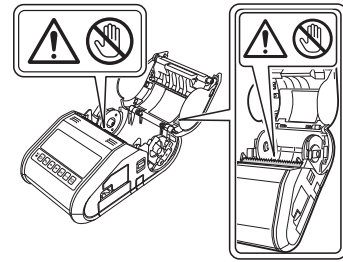
- Use only genuine Brother accessories and supplies (indicated by the  mark)
- If the label is affixed to a wet, dirty, or oily surface, it may peel off easily. Before affixing the label, clean the surface to which the label will be affixed.
- The RD Roll uses thermal paper, therefore ultraviolet rays, wind, and rain may cause the color of the label to fade and the ends of the label to peel off.
- DO NOT expose the RD Roll to direct sunlight, high temperatures, high humidity, or dust. Store in a cool, dark place. Use the RD Roll soon after opening the package.
- Scratching the printed surface of the label with your finger nails or metal objects, or touching the printed surface with hands dampened by water, sweat, or medicated cream, etc., can cause the color to change or fade.
- DO NOT affix labels to people, animals, or plants. Never affix labels to public or private property without permission.
- The last labels of the RD Roll may not be printed properly, therefore, each roll contains more labels than is indicated on the package.
- When a label is removed after being affixed to a surface, a portion of the label may remain.
- Once a label is affixed, it may be difficult to remove the label.

General Precautions

Warning label



The following warning labels appear on the printer. Fully understand the contents of each warning label and perform operations while observing the precautions that are described. In addition, be very careful that the warning labels do not peel off and are not scratched.



ATTENTION: (For USA and Canada)

The Lithium Ion battery you have purchased is recyclable. At the end of its useful life, under various state and local laws, it is illegal to dispose of this battery into your municipal waste stream. Please call 1-800-8-BATTERY for information on how to recycle this battery.



Trademarks

BROTHER is either a trademark or a registered trademark of Brother Industries, Ltd.

© 2014 Brother Industries, Ltd. All rights reserved.

Microsoft, Windows and Windows Vista are registered trademarks of Microsoft Corporation in the United States and other countries.

The Bluetooth word mark and logos are owned by the Bluetooth SIG, Inc. and any use of such marks by Brother Industries, Ltd. under license.

Adobe and Reader are either registered trademarks of Adobe Systems Incorporated in the United States and/or other countries.

Wi-Fi and Wi-Fi Alliance are registered trademarks of the Wi-Fi Alliance.

Each owner whose software title is mentioned in this document has a Software License Agreement specific to its proprietary programs.

Any trade names and product names of companies appearing on Brother products, related documents and any other materials are all trademarks or registered trademarks of those respective companies.

Open Source Licensing Remarks (RJ/3050/3150/4040)

This product includes open-source software.

To see the open source licensing remarks, please go to the manual download selection on your model's home page of Brother Solutions Center at <http://support.brother.com/>.

Regulation for RJ-3050/3150

CAUTION

RISK OF EXPLOSION IF BATTERY IS REPLACED BY AN INCORRECT TYPE.
DISPOSE OF USED BATTERIES ACCORDING TO THE INSTRUCTIONS.

Federal Communications Commission (FCC) Declaration of Conformity (For USA Only)

Responsible Party: Brother Mobile Solutions, Inc.
100 Technology Drive Suite 250A
Broomfield, CO 80021 U.S.A.
Tel: (303) 460-1600

Product Name: Thermal Printer
Model Number: RJ-3050, RJ-3150

This device complies with Part 15 of the FCC Rules. Operation is subject to the following two conditions: (1) this device may not cause harmful interference, and (2) this device must accept any interference received, including interference that may cause undesired operation.

This equipment has been tested and found to comply with the limits for a Class B digital device, pursuant to Part 15 of the FCC Rules. These limits are designed to provide reasonable protection against harmful interference in a residential installation. This equipment generates, uses, and can radiate radio frequency energy and, if not installed and used in accordance with the instructions, may cause harmful interference to radio communications. However, there is no guarantee that interference will not occur in a particular installation. If this equipment does cause harmful interference to radio or television reception, which can be determined by turning the equipment off and on, the user is encouraged to try to correct the interference by one or more of the following measures:

- Reorient or relocate the receiving antenna.
- Increase the separation between the equipment and receiver.
- Connect the equipment into an outlet on a circuit different from that to which the receiver is connected.
- Consult the dealer or an experienced radio/TV technician for help.
- This transmitter must not be co-located or operated in conjunction with any other antenna or transmitter.

Important

- The enclosed interface cable should be used in order to ensure compliance with the limits for a Class B digital device.
- Changes or modifications not expressly approved by Brother Mobile Solutions, Inc. could void the user's authority to operate the equipment.

CAUTION: To maintain compliance with FCC's RF exposure guidelines, use only the supplied antenna. Unauthorized antenna, modification, or attachments could damage the transmitter and may violate FCC regulations.

The available scientific evidence does not show that any health problems are associated with using low power wireless devices. There is no proof, however, that these low power wireless devices are absolutely safe. Low power Wireless devices emit low levels of radio frequency energy (RF) in the microwave range while being used. Whereas high levels of RF can produce health effects (by heating tissue), exposure of low-level RF that does not produce heating effects causes no known adverse health effects. Many studies of low-level RF exposures have not found any biological effects. Some studies have suggested that some biological effects might occur, but such findings have not been confirmed by additional research. RJ-3050 and RJ-3150 have been tested and found to comply with FCC radiation exposure limits set forth for an uncontrolled environment and meets the FCC radio frequency (RF) Exposure Guidelines.

Industry Canada Compliance Statement (For Canada only)

This device complies with Industry Canada license -exempt RSS standard(s). Operation is subject to the following two conditions: (1) this device may not cause interference, and (2) this device must accept any interference, including interference that may cause undesired operation of the device.

RF Exposure information

The product with the WLAN device has been tested to SAR and complies with FCC and IC exposure requirements for portable devices. SAR testing has been done at distance of 0 cm from the body.

The available scientific evidence does not show that any health problems are associated with using low power wireless devices. There is no proof, however, that these low power wireless devices are absolutely safe. Low power Wireless devices emit low levels of radio frequency energy (RF) in the microwave range while being used. Whereas high levels of RF can produce health effects (by heating tissue), exposure of low-level RF that does not produce heating effects causes no known adverse health effects. Many studies of low-level RF exposures have not found any biological effects. Some studies have suggested that some biological effects might occur, but such findings have not been confirmed by additional research. RJ-3050 and RJ-3150 have been tested and found to comply with IC radiation exposure limits set forth for an uncontrolled environment and meets RSS-102 of the IC radio frequency (RF) Exposure rules.

Regulation for RJ-4030/4040

CAUTION

RISK OF EXPLOSION IF BATTERY IS REPLACED BY AN INCORRECT TYPE.
DISPOSE OF USED BATTERIES ACCORDING TO THE INSTRUCTIONS.

Federal Communications Commission (FCC) Declaration of Conformity (For USA Only)

Responsible Party: Brother Mobile Solutions, Inc.
100 Technology Drive Suite 250A
Broomfield, CO 80021 U.S.A.
Tel: (303) 460-1600

Product Name: Thermal Printer
Model Number: RJ-4030, RJ-4040

RJ-4040 is equipped with WLAN device with FCC ID: WYSAGBUX7.

This device complies with Part 15 of the FCC Rules. Operation is subject to the following two conditions: (1) this device may not cause harmful interference, and (2) this device must accept any interference received, including interference that may cause undesired operation.

This equipment has been tested and found to comply with the limits for a Class B digital device, pursuant to Part 15 of the FCC Rules. These limits are designed to provide reasonable protection against harmful interference in a residential installation. This equipment generates, uses, and can radiate radio frequency energy and, if not installed and used in accordance with the instructions, may cause harmful interference to radio communications. However, there is no guarantee that interference will not occur in a particular installation. If this equipment does cause harmful interference to radio or television reception, which can be determined by turning the equipment off and on, the user is encouraged to try to correct the interference by one or more of the following measures:

- Reorient or relocate the receiving antenna.
- Increase the separation between the equipment and receiver.
- Connect the equipment into an outlet on a circuit different from that to which the receiver is connected.
- Consult the dealer or an experienced radio/TV technician for help.
- This transmitter must not be co-located or operated in conjunction with any other antenna or transmitter.

Important

- The enclosed interface cable should be used in order to ensure compliance with the limits for a Class B digital device.
- Changes or modifications not expressly approved by Brother Mobile Solutions, Inc. could void the user's authority to operate the equipment.

CAUTION: To maintain compliance with FCC's RF exposure guidelines, use only the supplied antenna. Unauthorized antenna, modification, or attachments could damage the transmitter and may violate FCC regulations.

Industry Canada Compliance Statement (For Canada only)

This Class B digital apparatus complies with Canadian ICES-003.
RJ-4040 is equipped with WLAN device with Canada ID: 111C-WYSAGBUX7.

Operation is subject to the following two conditions:

(1) this device may not cause interference, and (2) this device must accept any interference, including interference that may cause undesired operation of this device.

RF Exposure information

The product with the WLAN device has been tested to SAR and complies with FCC and IC exposure requirements for portable devices. SAR testing has been done at distance of 0 cm from the body.

Tips on Using the Rechargeable Li-ion Battery (For RJ-3050/3150 only)

- Charge the rechargeable Li-ion battery before use. Do not use it before it is charged.
- Darker prints discharge the rechargeable Li-ion battery faster than lighter prints.
Adjust the print density setting in the printer driver's dialog box or in the [**Communication settings**] in the Printer Setting Tool (see Online User's Guide).
- The rechargeable Li-ion battery charging can take place in 32°F-104°F (0°C-40°C) environments. Charge the rechargeable Li-ion battery in an environment in this temperature range. If the surrounding temperature is out of this range, the rechargeable Li-ion battery will not be charged, and the battery indicator will remain lit.
- If the printer is used when both the rechargeable Li-ion battery is installed and the AC adapter or Car adapter is connected, the battery indicator may turn off and charging may stop even if the rechargeable Li-ion battery has not been fully charged.
- When charging the rechargeable Li-ion battery while the Car adapter is connected, the amount of voltage required to fully charge the rechargeable Li-ion battery may not be supplied by the DC power outlet. When 180 minutes (max.) have passed since charging started, the battery indicator turns off and charging stops even if the rechargeable Li-ion battery has not been fully charged.

Rechargeable Li-ion Battery Characteristics

Understanding the properties of the rechargeable Li-ion battery will allow you to optimize its usage.

- Using or storing the rechargeable Li-ion battery in a location exposed to high or low temperatures may accelerate its deterioration. In particular, using a rechargeable Li-ion battery with a high charge (charged 90% or more) in a location exposed to high temperatures will considerably accelerate battery deterioration.
- Using the printer while the rechargeable Li-ion battery is installed and charging may accelerate the battery's deterioration.
If using the printer when the rechargeable Li-ion battery is installed, disconnect the AC adapter or Car adapter.
- If the printer will not be used for a long period of time, remove the rechargeable Li-ion battery from the printer when its charge is 50% or less, and then store the battery in a cool place away from direct sunlight.
- If the rechargeable Li-ion battery will not be used for a long period of time, we recommend charging it every 6 months.
- For other precautions, refer to the instruction manual included with the rechargeable Li-ion battery.
- Rechargeable Li-ion Battery Specifications
 - Charging time: Approximately 3 hours when charged by a AC adapter (PA-AD-600).
 - Nominal Voltage: DC 7.2 V
 - Nominal Capacity: 1770 mAh

Rechargeable Li-ion Battery

Surroundings temperature range		
Charge		104°F/40°C
Standard discharge current 0.9 A		140°F/60°C
Maximum discharge current 7.5 A		104°F/40°C
Shipped battery	Less than 1 month	-4°F - 122°F/-20°C - 50°C
	Less than 3 month	-4°F - 104°F/-20°C - 40°C
	Less than 1 year	-4°F - 68°F/-20°C - 20°C

Charging Parameters	
Maximum charging voltage	8.2 Vdc
Maximum charging current	1260 mA

Printer

- Charging current: 900 mA (Maximum)
- Charging voltage: up to 8.2 V (Maximum)

brother



LBD530001

Printed in China