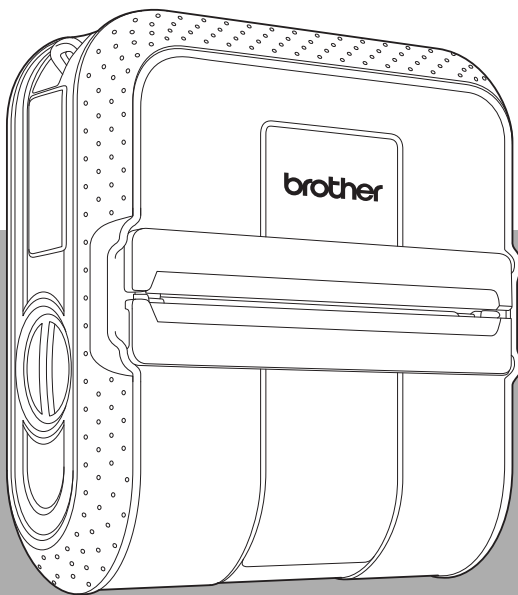


Product Safety Guide

Rugged Jet

RJ-4030

RJ-4040



RD
ROLLS

Be sure to read this document before using the printer.

We recommend that you keep this document nearby for future reference.

Introduction

Thank you for purchasing the RJ-4030/RJ-4040 (hereafter referred to as “the printer”).

The documentation included with the printer, including the Product Safety Guide (this document), the Quick Reference Guide (printed), and the User’s Guide (which can be found on the setup CD-ROM) contains operating precautions and instructions. The Software User’s Guide, which can also be found on the setup CD-ROM, contains operating instructions for the P-touch Editor software. Before using the printer, be sure to read these documents for information about safety and proper operation.

The latest version of your printer’s documentation is available from the Brother Solutions Center at <http://solutions.brother.com/>.

For information about using the printer on a network (RJ-4040 only), see the Network User’s Guide, which can be found on the setup CD-ROM.

Save all documentation for later reference.

Important Notice




- The contents of this document are subject to change without notice.
- The contents of this document may not be duplicated or reproduced, partially or in full, without permission.
- We assume no responsibility for damages arising from earthquakes, fire, other disasters, actions of third parties, the user’s intentional or negligent operation, misuse or operation under other special conditions.
- We assume no responsibility for damage (such as losses, loss of business profits, lost profits, business disruptions or a lost means of communication) that may result from the use or inability to use the printer.
- If the printer should be defective due to faulty manufacturing, we shall replace or repair it during the warranty period.
- We assume no responsibility for damages that may result from incorrect operation of the printer by connecting incompatible equipment or using incompatible software.












To use the machine safely

If the printer malfunctions, immediately stop using it, and then contact the sales representative where the printer was purchased.

Symbols used in this document

The following symbols are used throughout this document.

 DANGER	Indicates an imminently hazardous situation which, if the product is handled without following the warnings and instructions, will result in death or serious injuries.
 WARNING	Indicates a potentially hazardous situation which, if the product is handled without following the warnings and instructions, could result in death or serious injuries.
 CAUTION	Indicates a potentially hazardous situation which, if not avoided, may result in minor or moderate injuries.
IMPORTANT	Indicates a potentially hazardous situation which, if not avoided, may result in damage to property or loss of product functionality.

	Indicates risk of fire under certain circumstances
	Indicates risk of electric shock under certain circumstances
	Indicates risk of burns under certain circumstances
	Indicates an action that must not be performed
	Indicates risk of combustion if fire is nearby
	Indicates risk of injury if the indicated part of the printer is touched
	Indicates risk of injury, such as electric shock, if the indicated part of the printer is disassembled
	Indicates risk of electric shock if the operation is performed with wet hands
	Indicates risk of electric shock if the printer is exposed to water
	Indicates an action that must be performed
	Indicates that the AC power cord must be disconnected from the electrical outlet

Important safety instructions

DANGER





Rechargeable Li-ion Battery












Carefully observe the following precautions for the optional rechargeable Li-ion battery (hereafter referred to as “rechargeable battery”), otherwise heat or cracks may be produced, or leaking, electrical short, explosion, smoke, fire, electric shock, or damage may result.

- To charge the rechargeable battery, insert the rechargeable battery into the printer, and then use the AC adapter or Car adapter designed specifically for this printer.
- Do not disassemble, modify, or attempt to repair the rechargeable battery.
- Do not allow wires or other metal objects to come into contact with the terminals of the rechargeable battery. Do not carry or store the rechargeable battery with metal objects such as necklaces or hairpins. This could cause an electrical short, and could cause metal objects such as wires, necklaces, or hairpins to overheat.
- Do not dispose of the rechargeable battery in fire or intentionally overheat. This could cause the internal insulation to melt, gas to be emitted, or safety mechanisms to fail. Additionally, the electrolyte could catch fire.
- Do not use or leave the rechargeable battery near fire, heaters, or other high temperature (above 80°C/176°F) locations.
- Do not allow the rechargeable battery to come into contact with or to be immersed in water, including salt water. Do not use in corrosive environments, such as areas where salty air, salt water, acids, alkalis, corrosive gases, chemicals, or any corrosive liquid are present.
- Do not charge the rechargeable battery near a fire or in direct sunlight. This could cause the protection circuitry which is designed to prevent danger due to high heat to activate, causing either charging to stop, charging to occur under excessive current/voltage due to failure of the protection circuitry, or abnormal chemical reaction within the rechargeable battery.
- When charging the rechargeable battery, use only a battery charger designed specifically for the rechargeable battery.
- Do not puncture the rechargeable battery with any object, or apply force to the rechargeable battery such as by stepping or standing on it.
- Do not subject the rechargeable battery to severe shocks or throw the rechargeable battery. Damage to the rechargeable battery’s protection circuitry could cause the rechargeable battery to be recharged at an abnormal current/voltage, or cause an abnormal chemical reaction within the rechargeable battery.
- Do not use the rechargeable battery if it is damaged or leaking.
- Do not directly solder any connections to the rechargeable battery. This could cause internal insulation to melt, gas to be emitted, or safety mechanisms to fail.
- Do not use the rechargeable battery with the polarity (+) (-) reversed. Check the orientation of the rechargeable battery before inserting it, and do not try to force the rechargeable battery into the printer. Charging the rechargeable battery with the polarity reversed could cause an abnormal chemical reaction within the rechargeable battery or abnormal current flow during discharge.
- Do not directly connect the rechargeable battery to a household or vehicle cigarette lighter socket.
- Use the rechargeable battery only for its intended purpose.
- The printer and rechargeable battery are designed to function exclusively with each other. Do not insert a different rechargeable battery into the printer or insert the rechargeable battery into a different printer, otherwise fire or damage may result.
























! DANGER

 	<ul style="list-style-type: none"> ■ Liquid (electrolyte) leaking from the printer or rechargeable battery may indicate that the rechargeable battery is damaged. If the rechargeable battery leaks, unplug the AC adapter or Car adapter and immediately discontinue use of the printer. A leaking rechargeable battery may cause a fire. <p>Do not touch the electrolyte. If electrolyte gets in the eyes, do not rub the eyes. Immediately rinse liberally with tap water or other clean water and seek the advice of a medical professional. If left alone, the electrolyte could cause eye damage. If electrolyte contacts your skin or clothing, immediately rinse them with water. Place the printer in a bag to isolate it.</p> <ul style="list-style-type: none"> ■ Do not put the rechargeable battery, or a printer with the rechargeable battery installed, into a microwave oven or a high pressure container.
	<ul style="list-style-type: none"> ■ If you are having difficulty inserting the rechargeable battery, do not attempt to force the rechargeable battery into the printer. ■ Do not allow the rechargeable battery to remain discharged for a long period of time. The rechargeable battery life could be shortened or the battery could short creating potential dangers. ■ Do not incinerate the rechargeable battery or dispose of it with household waste.
	<p>If the printer can only be used for a short period of time, even though it is fully charged, the rechargeable battery may have reached the end of its service life. Replace the rechargeable battery with a new one.</p> <p>When removing and replacing the rechargeable battery, cover the terminals of the old rechargeable battery with tape to avoid shorting the battery.</p>























! WARNING

Printer	
	Do not use the printer where its use is prohibited, such as on an airplane. This could affect the airplane's equipment, resulting in an accident.
	Do not use the printer in special environments, such as near medical equipment. Electromagnetic waves may cause the medical equipment to malfunction.
	Do not insert foreign objects into the printer or its connectors and ports, otherwise fire, electric shock, or damage may result.
 	If foreign objects are dropped into the printer, immediately turn it off, disconnect the AC adapter or Car adapter from the electrical outlet, and then contact Brother Customer Support at 1-800-255-0415. If you continue to operate the printer, fire, electric shock, or damage may result.
   	<p>Do not operate, charge, or store the printer in the following locations, otherwise leaking, fire, electric shock, or damage may result.</p> <ul style="list-style-type: none"> ■ Near water, such as in a bathroom or near a water heater, or in an extremely humid location ■ In a location where it is exposed to rain or moisture ■ In an extremely dusty location ■ In an extremely hot location, such as near open flames, heaters, or in direct sunlight ■ In a closed car under a hot sun ■ In a location where condensation may form





















⚠ WARNING

  	<p>Do not try to disassemble or alter the printer, otherwise fire, electric shock, or damage may result. For servicing, adjustments or repairs, contact the sales representative where the printer was purchased. (The warranty does not cover repairs for damage resulting from disassembly or alterations performed by the user.)</p>
   	<p>If the printer operates abnormally (for example, if it produces smoke, an unusual odor, or noise), stop using it, otherwise fire, electric shock, or damage may result. Immediately turn off the printer, disconnect the AC adapter or Car adapter from the electrical outlet, and then contact the sales representative where the printer was purchased for repairs.</p>
	<p>Do not charge the rechargeable battery with a printer, AC adapter, or Car adapter other than that specified. Fire, electric shock, or damage may result.</p>
  	<p>If the printer is not fully charged after the specified amount of time has passed, stop charging it, otherwise fire, electric shock, or damage may result.</p>
  	<p>Do not place the product near chemicals or in a place where chemical spillage could occur. In particular organic solvents or liquids may cause the casing and/or cables to melt or dissolve, risking fire or electric shock. They may also cause the product to malfunction or become discolored.</p>
	<p>Do not use the printer near open flames. Fire, electric shock, or damage may result.</p>
	<p>Do not spill liquids of any type on the printer.</p>
	<p>Do not allow children to play with the plastic bag that contained the printer. Dispose of the bag or keep it away from babies and children. There is a risk of suffocation.</p>
 	<p>Do not allow organic solvents, such as benzene, thinner, polish remover, or deodorizers, to come into contact with the plastic cover. These may cause the plastic cover to warp or dissolve, resulting in electric shock or fire.</p>
 	<p>Do not dispose of the printer with household waste. There is a risk of environmental damage, explosion, and fire.</p>
 	<p>When shipping the printer, make sure to remove the rechargeable battery before packing. If the printer is shipped with the rechargeable battery installed, there is a risk of fire, explosion, and damage.</p>

! WARNING

	Do not use combustible sprays when cleaning the printer, and do not use combustible sprays near the printer. There is a risk of fire and electrical shock.
	Examples of combustible sprays: <ul style="list-style-type: none"> ■ Dust removing cleaners ■ Pesticides ■ Disinfectants and deodorizers that contain alcohol ■ Organic solvents or liquids such as alcohol
	Do not allow the charging contacts or the surrounding areas to become dirty or to come into contact with foreign objects. There is a risk of burns and damage.
	Do not touch any metal parts near the print head. The print head becomes very hot during use and remains very hot immediately after use. Do not touch it directly with your hands.
AC adapter/Car adapter (Optional)	
  	Only use the AC adapter or Car adapter designed specifically for this printer, otherwise fire, electric shock, or damage may result. The AC adapter or Car adapter is designed specifically for use with this printer. Do not use with any other product.
	When connecting the AC adapter or Car adapter, always push the plug into the electric outlet as far as it will go to ensure a solid connection, otherwise fire, electric shock, or damage may result.
	Do not allow liquids or metal objects to come into contact with the power supply plug, AC adapter, or Car adapter. There is a risk of fire, electric shock, and damage.
  	When using the AC adapter, do not plug the printer into an electrical outlet other than a household outlet (AC100-240V 50/60Hz), otherwise fire, electric shock, or damage may result. The Car adapter is designed to be used only with a DC 12 V electrical outlet. Do not use it with any other type of electrical outlet.
 	Do not touch the AC adapter, Car adapter, or the power supply plug with wet hands, otherwise electric shock may result.
  	Do not try to disassemble, alter, or repair the AC adapter or Car adapter, otherwise fire, electric shock, or injury may result. For servicing, adjustments or repairs, contact the sales representative where the printer was purchased.
  	Do not spill water or drinks on the AC adapter or Car adapter. In addition, do not use the AC adapter or Car adapter in a location where it may get wet, otherwise explosion or electric shock may result.
 	If the power supply plug becomes dirty (for example, if it becomes covered with dust) disconnect it from the electrical outlet, and then wipe it with a dry cloth. If you continue to use a dirty power supply plug, fire may result.

⚠ WARNING

  	<p>When disconnecting the AC power cord or Car adapter from the electrical outlet, do not pull on the cord. Hold the plug and pull it out of the electrical outlet.</p>
  	<p>Do not insert foreign objects into the terminals of the AC adapter or Car adapter, otherwise burns or electric shock may result.</p>
 	<p>Use the AC adapter or Car adapter correctly and observe the following precautions, otherwise fire or electric shock may result.</p> <ul style="list-style-type: none"> ■ Do not damage the AC adapter or Car adapter. ■ Do not modify the AC adapter or Car adapter. ■ Do not twist the AC adapter or Car adapter. ■ Do not severely bend the AC adapter or Car adapter. ■ Do not pull on the AC adapter or Car adapter. ■ Do not place objects on the AC adapter or Car adapter. ■ Do not subject the AC adapter or Car adapter to heat. ■ Do not bind the AC adapter or Car adapter. ■ Do not allow the AC adapter or Car adapter to be pinched.
	<p>If the AC adapter or Car adapter is damaged, please contact the sales representative where the printer was purchased.</p>
	<p>Keep the AC adapter or Car adapter out of the reach of children, particularly infants, otherwise injury may result.</p>
	<p>Do not use the AC adapter or Car adapter near microwave ovens, otherwise damage to the AC adapter, Car adapter, or printer may result.</p>
  	<p>Do not use the AC adapter or Car adapter near flames or heaters. If the covering of the AC adapter or Car adapter cord melts, fire or electric shock may result.</p>
 	<p>Before performing maintenance on the printer, such as cleaning, disconnect the AC adapter or Car adapter from the electrical outlet, otherwise electric shock may result.</p>
 	<p>Do not allow organic solvents, such as benzene, thinner, polish remover, or deodorizers, to come into contact with the plastic cover. These may cause the plastic cover to warp or dissolve, resulting in electric shock or fire.</p>
	<p>If the printer will not be used for a long period of time, disconnect the AC adapter or Car adapter from the printer and the electrical outlet for safety reasons.</p>
	<p>Do not wind the AC adapter or Car adapter cable around the adapter or bend the cable, otherwise the cable may be damaged.</p>

! WARNING



Do not overload electric outlets or plug multiple devices into the same electric outlet. There is a risk of fire, electric shock, and damage.



Do not use damaged plugs or bent electric outlets. There is a risk of fire, electric shock, and damage.



! CAUTION

Printer



Keep out of the reach of children, particularly infants, otherwise injury may result.



Stop operating the printer if it leaks or becomes discolored, deformed, or otherwise defective.



Do not hold the printer by the RD Roll compartment cover. There is a risk of injury if the cover detaches and the printer falls.



When connecting cables and accessories, make sure they're connected correctly and in the correct order. Only connect items that are designed specifically for this printer. There is a risk of fire or injury. Refer to the instructions when connecting.



Do not directly touch the printer continuously for prolonged periods while the power is turned on. Touching hot components directly for prolonged periods may cause low temperature burns.

Tear bar



Do not touch the tear bar directly, otherwise injury may result.

AC adapter/Car adapter (Optional)



Make sure that the AC adapter's power cord or the Car adapter is accessible so that it can be removed in an emergency. Do not place objects on or near the AC adapter's power cord or the Car adapter's cord.

Belt clip



Make sure that the screw is tightened securely. There is a risk of injury if the screw is loose and the printer falls.



Make sure that the belt clip is attached securely to the printer. There is a risk of injury if the belt clip is not attached securely and the printer falls.



Make sure that the belt clip is attached securely to the wearer's belt. There is a risk of injury if the belt clip is not attached securely and the printer falls.

RD Roll



Be careful not to drop the RD Roll.



The RD Roll uses thermal paper, therefore the color of the label and the printing may change or fade if exposed to sunlight or heat. When using outdoors and when durability is important, we do not recommend using the RD Roll.



Depending on the area, material, and environmental conditions, the label may unpeel or become permanently affixed, and the color of the label may change or be transferred to other objects. Before affixing the label, check the environmental conditions and the material. Test the label by affixing a small piece of it to an inconspicuous area of the intended surface.

IMPORTANT

Printer

- Do not remove the labels affixed to the printer. These labels provide operational information and indicate the printer's model number.
- Do not push the power switch with an object that has a sharp point, such as a pen. This could damage the switch or LED.
- Do not transport the printer while cables are connected to the AC/DC connector, USB port, or serial port. The connector and ports could be damaged.
- Do not store the printer in an area exposed to high temperatures, high humidity, direct sunlight, or dust. These could cause discoloration or malfunction.

CD-ROM

- Do not scratch the CD-ROM, expose it to extremely high or low temperatures, place heavy objects on top of it, or bend it.

General Precautions

Rechargeable battery

- At the time of purchase, the rechargeable battery is slightly charged so that the operation of the printer can be verified; however, the rechargeable battery should be fully charged with the AC adapter or Car adapter before the printer is used.
- If the printer will not be used for a long period of time, remove the rechargeable battery from the printer, and then store it in a location where it is not exposed to static electricity, high humidity, or high temperatures (temperatures between 15°C/59°F and 25°C/77°F and 40% to 60% humidity are recommended). In order to maintain the efficiency and life of the rechargeable battery, charge it at least every six months.
- If there is anything unusual about the rechargeable battery the first time it is used, such as if it appears rusted or if it overheats, do not use the rechargeable battery. Contact the retail outlet where the printer was purchased.

Printer

- Do not cover or insert foreign objects into the paper outlet, AC/DC connector, USB port or serial port.
- Do not use paint thinner, benzene, alcohol or any other organic solvents to clean the printer. Doing so may cause damage to the surface finish. Use a soft, dry cloth to clean the machine.
- When not used for an extended period, remove the RD Roll from the machine.
- Always keep the RD Roll compartment cover closed when printing.
- When using optional accessories, use them as described in their instruction manuals.
- This printer uses thermal paper. If the printed paper is marked with ink, for example written on or stamped, the ink may cause the printed text to fade or become discolored. In addition the applied ink may take some time to dry. Printed text may fade or become discolored if the label comes into contact with any of the following: vinyl chloride products, leather goods such as wallets and purses, organic compounds such as alcohol, ketones, or esters, adhesive tape, erasers, rubber mats, magic marker ink, permanent marker ink, correction fluid, carbon, glue, diazo sensitized paper, hand lotion, hair care products, cosmetics, water, or sweat.
- Do not touch the printer with wet hands.
- Do not use folded, wet or damp paper, otherwise a paper misfeed or a malfunction may result.
- Do not touch paper or labels with wet hands, otherwise a malfunction may result.

General Precautions

CD-ROM/Software

- The software contained on the CD-ROM is meant for use with the printer only. See the License on the CD for details. This software may be installed on multiple computers for use in an office, etc.

RD Roll

- Use only genuine Brother accessories and supplies (indicated by the  mark)
- If the label is affixed to a wet, dirty, or oily surface, it may peel off easily. Before affixing the label, clean the surface to which the label will be affixed.
- The RD Roll uses thermal paper, therefore ultraviolet rays, wind, and rain may cause the color of the label to fade and the ends of the label to peel off.
- Do not expose the RD Roll to direct sunlight, high temperatures, high humidity, or dust. Store in a cool, dark place. Use the RD Roll soon after opening the package.
- Scratching the printed surface of the label with your finger nails or metal objects, or touching the printed surface with hands dampened by water, sweat, or medicated cream, etc., can cause the color to change or fade.
- Do not affix labels to people, animals, or plants. Never affix labels to public or private property without permission.
- The last labels of the RD Roll may not be printed properly, therefore, each roll contains more labels than is indicated on the package.
- When a label is removed after being affixed to a surface, a portion of the label may remain.
- Once a label is affixed, it may be difficult to remove the label.

Trademarks

The Brother logo is a registered trademark of Brother Industries, Ltd.

Brother is a registered trademark of Brother Industries, Ltd.

© 2012 Brother Industries, Ltd. All rights reserved.

Microsoft, Windows and Windows Vista are registered trademarks of Microsoft Corporation in the United States and other countries.

The Bluetooth word mark and logos are owned by the Bluetooth SIG, Inc. and any use of such marks by Brother Industries, Ltd. under license.

Adobe and Reader are either registered trademarks of Adobe Systems Incorporated in the United States and/or other countries.

Wi-Fi and Wi-Fi Alliance are registered trademarks of the Wi-Fi Alliance.

Each owner whose software title is mentioned in this document has a Software License Agreement specific to its proprietary programs.

Any trade names and product names of companies appearing on Brother products, related documents and any other materials are all trademarks or registered trademarks of those respective companies.

Open Source Licensing Remarks (RJ-4040 only)

This product includes open-source software.

Please see Open Source Licensing Remarks and Copyright information on the supplied CD-ROM "X:\License.txt" (where X is your drive letter).

Regulation

CAUTION

RISK OF EXPLOSION IF BATTERY IS REPLACED BY AN INCORRECT TYPE.
DISPOSE OF USED BATTERIES ACCORDING TO THE INSTRUCTIONS.

Federal Communications Commission (FCC) Declaration of Conformity (For USA Only)

Responsible Party: Brother Mobile Solutions, Inc.
100 Technology Drive Suite 250A
Broomfield, CO 80021 U.S.A.
Tel: (303) 460-1600

Product Name: Thermal Printer
Model Number: RJ-4030, RJ-4040

RJ-4040 is equipped
with WLAN device with
FCC ID:
WYSAGBUX7

This device complies with Part 15 of the FCC Rules. Operation is subject to the following two conditions: (1) this device may not cause harmful interference, and (2) this device must accept any interference received, including interference that may cause undesired operation.

This equipment has been tested and found to comply with the limits for a Class B digital device, pursuant to Part 15 of the FCC Rules. These limits are designed to provide reasonable protection against harmful interference in a residential installation. This equipment generates, uses, and can radiate radio frequency energy and, if not installed and used in accordance with the instructions, may cause harmful interference to radio communications. However, there is no guarantee that interference will not occur in a particular installation. If this equipment does cause harmful interference to radio or television reception, which can be determined by turning the equipment off and on, the user is encouraged to try to correct the interference by one or more of the following measures:

- Reorient or relocate the receiving antenna.
- Increase the separation between the equipment and receiver.
- Connect the equipment into an outlet on a circuit different from that to which the receiver is connected.
- Consult the dealer or an experienced radio/TV technician for help.
- This transmitter must not be co-located or operated in conjunction with any other antenna or transmitter.

Important

- The enclosed interface cable should be used in order to ensure compliance with the limits for a Class B digital device.
- Changes or modifications not expressly approved by Brother Mobile Solutions, Inc. could void the user's authority to operate the equipment.

CAUTION: To maintain compliance with FCC's RF exposure guidelines, use only the supplied antenna. Unauthorized antenna, modification, or attachments could damage the transmitter and may violate FCC regulations.

Industry Canada Compliance Statement (For Canada only)

This Class B digital apparatus complies with Canadian ICES-003.

Cet appareil numérique de la classe B est conforme à la norme NMB-003 du Canada.

Operation is subject to the following two conditions:

(1) this device may not cause interference, and (2) this device must accept any interference including interference that may cause undesired operation of this device.

RJ-4040 is equipped with WLAN device with Canada ID: 111C-WYSAGBUX7.

L'utilisation de ce dispositif est autorisée seulement aux conditions :

(1) il ne doit pas produire de brouillage et (2) l'utilisateur du dispositif doit être prêt à accepter le brouillage radioélectrique reçu, même si ce brouillage est susceptible de compromettre le fonctionnement du dispositif.

(written in French)
RJ-4040 is equipped with WLAN device with Canada ID: 111C-WYSAGBUX7.

RF Exposure information

The product with the WLAN device has been tested to SAR and complies to FCC and IC exposure requirements for portable devices. SAR testing has been done at distance of 0 cm from the body.

(written in French)

The product with the WLAN device has been tested to SAR and complies to FCC and IC exposure requirements for portable devices. SAR testing has been done at distance of 0 cm from the body.

Brother™ RuggedJet™ Two-Year Warranty (USA Only)

Who is covered:

- This limited warranty (“warranty”) is given only to the original end-user/retail purchaser (referred to in this warranty as “Original Purchaser”) of the accompanying Product, consumables and accessories (collectively referred to in this warranty as “this Product”).
- If you purchased a product from someone other than an authorized Brother reseller in the United States or if the product was used prior to your purchase you are not the Original Purchaser and the product that you purchased is not covered by this warranty.

What is covered:

- This Product includes the machine and the printhead, and may include Consumable and Accessory Items. Accessory Items may include, but are not limited to USB cable, AC adaptor, vehicle adapter, and magnetic card reader. Consumable Items may include but are not limited to BMS paper rolls, label rolls, and battery.
- Except as otherwise provided herein, Brother warrants that the machine, including printhead and the accompanying Consumable and Accessory Items will be free from defects in materials and workmanship, when used under normal conditions.
- Except as otherwise provided herein, Brother warrants the machine, including printhead, against accidental damage, when used under normal conditions.
- This warranty applies only to Products purchased and used in the United States. For Products purchased in, but used outside the United States, this warranty covers only warranty service within the United States.

What is the length of the Warranty Periods:

- Machine, including printhead: two years from the original purchase date.
- Accompanying accessory Items: one year from the original purchase date.
- Accompanying consumable Items: 90 days from the original purchase date or the rated life of consumable, whichever comes first.

What is NOT covered:

This warranty does not cover:

- Damage to this Product caused by improper installation, improper or abnormal use, misuse, unauthorized repair or modification, damaged caused by improper shipping or packaging, or the use of improper media.

This limited warranty is VOID if this Product has been altered or modified in any way (including but not limited to attempted warranty repair without authorization from Brother and/or alteration/removal of the serial number).

What to do if you think your Product is eligible for warranty service:

Report your issue within the applicable warranty period to our Customer Service Hotline at 1-800-255-0415. You will be asked to supply Brother with a copy of your dated bill of sale showing that this Product was purchased within the United States.

What Brother will ask you to do:

In the U.S., after contacting Brother you will be required to send the Product properly packaged, freight prepaid, to Brother together with a photocopy of your bill of sale. Brother will provide a Return Authorization Number (RA#) that must be written on the outside of the carton that contains your Product and instructions to where you should return your Product and insurance (if you desire). You are also responsible for loss or damage to this Product in shipping.

What Brother will do:

If the problem reported concerning your Product and/or accompanying Consumable and Accessory Items is covered by this warranty, and if you first reported the problem within the applicable warranty period, Brother will repair or replace the Product and/or accompanying Consumable and Accessory Items at no charge to you for parts or labor. The decision as to whether to repair or replace the Product and/or accompanying Consumable and Accessory Items is made by Brother in its sole discretion. Brother reserves

Brother™ RuggedJet™ Two-Year Warranty (USA Only)

the right to supply a refurbished or remanufactured replacement Product and/or accompanying Consumable and Accessory Items and use refurbished parts provided such replacement Products conform to the manufacturer's specifications for new Product/parts. The repaired or replacement Product and/or accompanying Consumable and Accessory Items will be returned to you freight prepaid.

If the Product and/or accompanying Consumable and Accessory Items are not covered by this warranty, you will be charged for shipping the Product and/or accompanying Consumable and Accessory Items back to you and charged for any service and/or replacement parts/Product at Brother's then current rates.

The foregoing are your sole (i.e., only) and exclusive remedies under this warranty.

Brother shall be allowed to place identification marks on equipment covered and repaired under this agreement.

Limitations:

Brother is not responsible for damage to or loss of any equipment, media, programs or data related to the use of this Product. Except for the repair or replacement as described above, Brother shall not be liable for any direct, indirect, incidental or consequential damages or specific relief. Because some states do not allow the exclusion or limitation of consequential or incidental damages, the above limitation may not apply to you.

THIS WARRANTY IS GIVEN IN LIEU OF ALL OTHER WARRANTIES, WRITTEN OR ORAL, WHETHER EXPRESSED BY AFFIRMATION, PROMISE, DESCRIPTION, DRAWING, MODEL OR SAMPLE. ANY AND ALL WARRANTIES OTHER THAN THIS ONE, WHETHER EXPRESS OR IMPLIED, INCLUDING IMPLIED WARRANTIES OF MERCHANTABILITY AND FITNESS FOR A PARTICULAR PURPOSE, ARE HEREBY DISCLAIMED.

- This Limited Warranty is the only warranty that Brother is giving for this Product. It is the final expression and the exclusive and only statement of Brother's obligations to you. It replaces all other agreements and understandings that you may have with Brother or its representatives.
- This warranty gives you certain rights and you may also have other rights that may vary from state to state.
- This Limited Warranty (and Brother's obligation to you) may not be changed in any way unless you and Brother sign the same piece of paper in which we (1) refer to this Product and your bill of sale date, (2) describe the change to this warranty and (3) agree to make that change.

Important: We recommend that you keep all original packing material in the event that you need to ship this Product.

brother®



LBB401001

Printed in China