

## Warranty information:

Thank you for purchasing the Cacazi products, in the spirit of your responsibility, and to ensure that we can provide quality after-sales service, the product warranty is as follows:

1. **The** product failure, you need to hold a warranty and purchase documents to the local designated service center, you can enjoy free warranty service.

2. **Rework** logistics costs borne by the customer.

3. **The** following conditions will lead to failure of the warranty or not part of the scope of after-sales service commitments, can only be paid after-sales service.

A. **More** than the warranty period.

B. **Non-authorized** by the company's legitimate distribution channels sold products.

C. **The** user is not used or not in accordance with the instructions to use the product caused by the use of failure.

D. **Unauthorized** removal of the product, resulting in damage to the shell or internal circuit (human factors).

E. **Due** to accidental or force majeure disasters (such as fires, floods, earthquakes, lightning accidents, etc.) caused by the failure.

Please refer to the relevant laws and regulations if there are any outstanding issues or disputes. Our company has the change and final interpretation of this regulation.

## Note

1. Avoid direct shower of products in water, or long direct sunlight.
2. Do not use the transmitter in the metal (such as iron gate/iron frame) to avoid the wireless remote control.
3. Actual remote control distance is determined by using environmental factors.
4. After a period of time, if the transmitter can't ring the doorbell, please consider replacing the transmitter battery.
5. When the doorbell receiver doesn't ring, please confirm whether the receiver is normal.

## Receiver parameter

Class	Parameter	Remark
Power consumption	<0.5w	Stand by
The power supply	Ac220 50Hz	
Decoding way	The microprocessor	There is an error preventing action
Encoding	Digital coding	
Music configuration	36pcs high fidelity music	64 chord
Receiving distance	360M	Open and clear
The key way to	Touch your keys	



Fashion design



Touch the button



36pcs golden melody



The wireless remote control

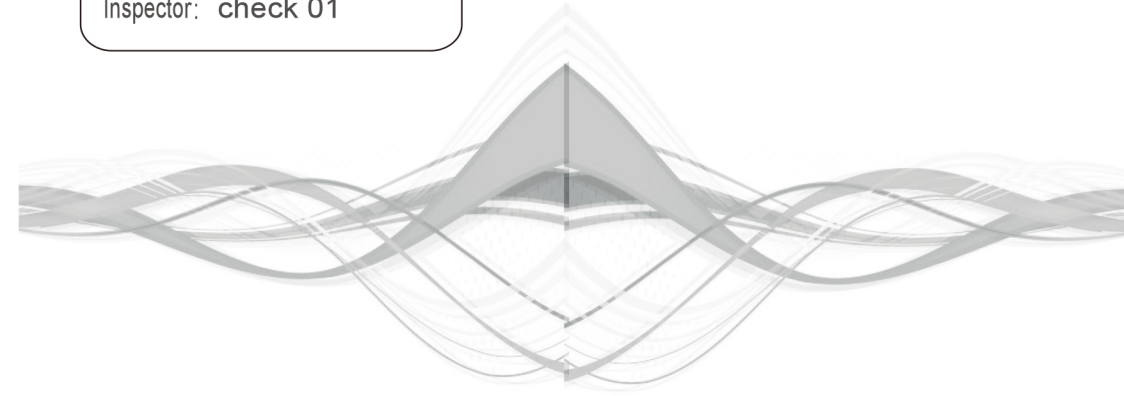
## Certificate of conformity

The product is approved and approved.

Date of inspection:

Inspector: check 01

Ac digital wireless doorbell  
product instruction manual



## Product introduction

1. The appearance is exquisite, fashionable, the product accords with green environmental protection, low carbon, ultra-low power consumption.
2. The digital doorbell transmitter can be used to avoid interference by using the same frequency code technology.
3. The remote control distance of the open area is up to 300 meters, which is used in the environment of various household, office buildings, hotels, factories and hotels.
4. The transmitter has the function of waterproof and dustproof, which conforms to IP44 international and has a battery life of one year (120 calculations per day).

## Product list



A10 transmitter



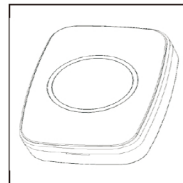
A10 receiver

Product models include

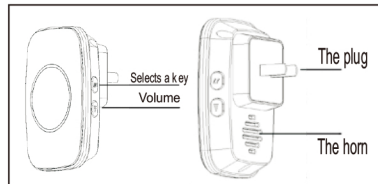
One drag one models : A10, A10-S

One drag two models : A10-AB, A10-SAB

## Product list



A10 emitter



A10- receiver

## The installation method is in step

1. Receiver - Plug the receiver directly into the power socket to take power.



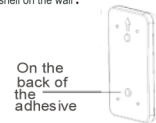
AC 220V



Receiver

2. Emitter (two methods) .

A. Adhesive - glue the side glue to the bottom of the launcher and then paste the bottom shell on the wall .



On the back of the adhesive



Paste the bottom

- B. Screw fixation - use mounting screws to fix the bottom case to the wall .

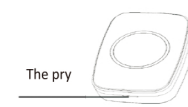


Drill and install screws on the wall

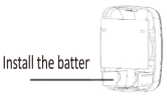


Screw in the back cover

3. Battery according to.



The pry



Install the batter

Note: Other types of launchers are not the same as above .

## Product warranty

The user name: \_\_\_\_\_

Contact information: \_\_\_\_\_

Product model : \_\_\_\_\_

The shop name : \_\_\_\_\_

Buy address : \_\_\_\_\_

Document number: \_\_\_\_\_

Date of purchase: \_\_\_\_\_

Fault description : \_\_\_\_\_



## FCC WARNING

This device complies with part 15 of the FCC Rules. Operation is subject to the following two conditions: (1) this device may not cause harmful interference, and (2) this device must accept any interference received, including interference that may cause undesired operation.

Any changes or modifications not expressly approved by the party responsible for compliance could void the user's authority to operate the equipment.

NOTE: This equipment has been tested and found to comply with the limits for a Class B digital device, pursuant to Part 15 of the FCC Rules. These limits are designed to provide reasonable protection against harmful interference in a residential installation. This equipment generates, uses and can radiate radio frequency energy and, if not installed and used in accordance with the instructions, may cause harmful interference to radio communications. However, there is no guarantee that interference will not occur in a particular installation. If this equipment does cause harmful interference to radio or television reception, which can be determined by turning the equipment off and on, the user is encouraged to try to correct the interference by one or more of the following measures:

- Reorient or relocate the receiving antenna.
- Increase the separation between the equipment and receiver.
- Connect the equipment into an outlet on a circuit different from that to which the receiver is connected.
- Consult the dealer or an experienced radio/TV technician for help.

To maintain compliance with FCC's RF Exposure guidelines, This equipment should be installed and operated with minimum 20cm distance between the radiator your body: Use only the supplied antenna.