

USER MANUAL



Model No.: MI-SPB30.

Dear customer, thank you for purchasing our product SPB30. Please read this user manual carefully before use.

Warm Reminding:

1. In order to extend the life of the speakers and your physical and mental health, please do not play music in large volume mode for a long time.
2. Please select headphone output mode to listen music in public place, so as not to disturb others.

3. If a fault occurs, please turn off the power switch immediately, and unplug the USB plug to prevent speaker and other component failure.

Specification

Output power : 3W(RMS)
Frequency response: 90Hz~18kHz
Impedance: 4OHM
Sensitive: 80dB±2dB
S/N Ratio: ≥70dB
Distortion: ≤0.3%
Input power: USB 5V

Product Features

1. Bluetooth version: 3.0+EDR (10M distance).
2. With Aux in, compatible with all 3.5mm audio devices.
3. Portable design with delicate and small appearance, very convenient to carry.
4. Power supply: 320mA Li-Battery and micro USB 5V charging.

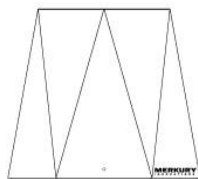
Attachments

1. USB charge cable ----- 1PC
2. User Manual ----- 1PC
3. QC Certification -----1PC
4. 3.5mm audio cable ----- 1PC

FCC Statement

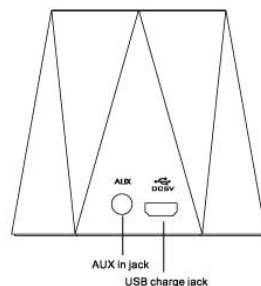
1. This device complies with Part 15 of the FCC Rules. Operation is subject to the following two conditions:
(1) This device must not cause harmful interference, and
(2) This device must accept any interference received, including interference that may cause undesired operation.
2. Changes or modifications not expressly approved by the party responsible for compliance could void the user's authority to operate the equipment.

SPB30

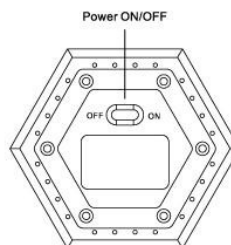


Made in China

Function identification



Function identification



Bluetooth Mode

1. Power on the unit, the front blue indicator will flash quickly and you can hear the the "beep" sound to inform you the speaker is in defaulted Bluetooth mode.
2. Use your mobile phone or computer to search the Bluetooth device name of " SPB30 ". After connect it successfully, you can hear the "beep" sound and see the light flash slowly. Then play the music in the mobile phone or computer. And you can control the music by the volumn control of your phones or computers.

Remarks: Some audio devices may need to enter the password (it's "0000") to connect the speaker.

AUX Mode

1. In Aux mode, the front indicator blue light.

Charging

This unit is used the built-in lithium battery. In these situations such as the volume of unit is low/ sound of that is not stable/ display is blinking/automatically shut down, it means that the battery is out of power and need to be charged.

FCC (additional):

NOTE: This equipment has been tested and found to comply with the limits for a Class B digital device, pursuant to Part 15 of the FCC Rules. These limits are designed to provide reasonable protection against harmful interference in a residential installation. This equipment generates, uses and can radiate radio frequency energy and, if not installed and used in accordance with the instructions, may cause harmful interference to radio communications. However, there is no guarantee that interference will not occur in a particular installation.

If this equipment does cause harmful interference to radio or television reception, which can be determined by turning the equipment off and on, the user is encouraged to try to correct the interference by one or more of the following measures:

- Reorient or relocate the receiving antenna.
- Increase the separation between the equipment and receiver.
- Connect the equipment into an outlet on a circuit different from that to which the receiver is connected.
- Consult the dealer or an experienced radio/TV technician for help.

changes or modifications not expressly approved by the party responsible for compliance could void the user's authority to operate the equipment.