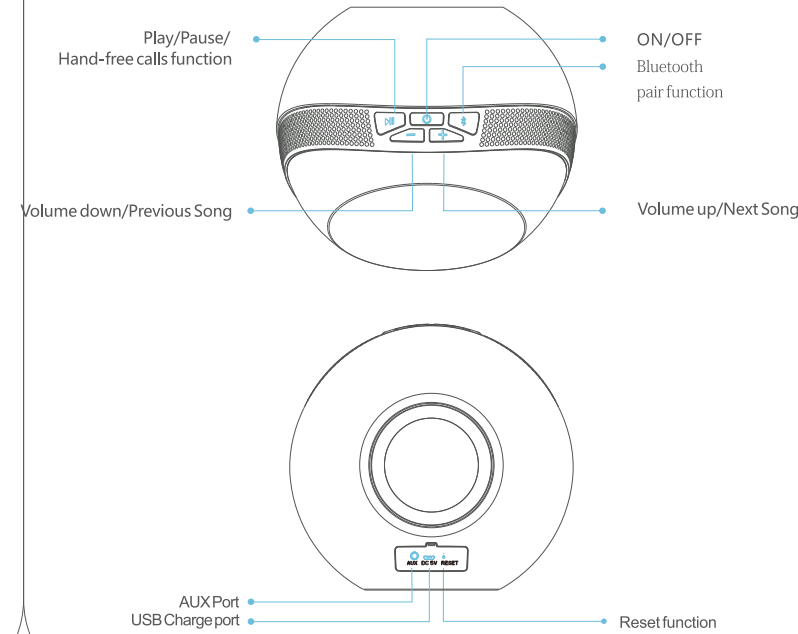
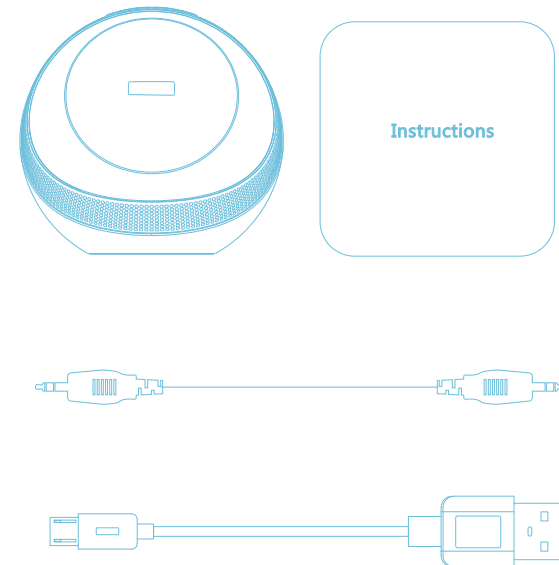


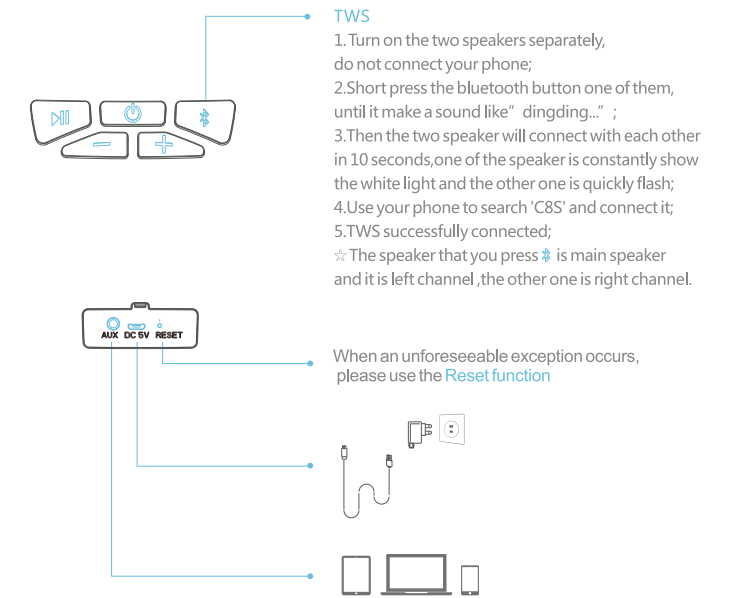
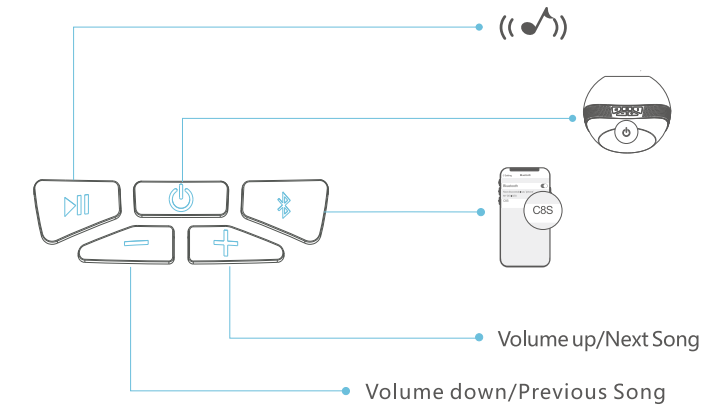
C8S产品说明书 风琴折 尺寸：110*110MM 工艺：150g铜版纸 CMYK四色印刷

Wireless speaker C8S Bluetooth speaker Instructions



Functional Diagram

- Power ON/OFF.
- Bluetooth pair function.
- Next /Volume increase.
- Previous/Volume decrease.
- Short press—Play/Pause music
- Short press—Answer/Finish the call when incoming call.
- Double press—Redial the last number



Exception handling

Situation 1: unable to search for C8S

Treatment methods: Long press the "Pair function" key for 3 seconds, set the Bluetooth speaker into pairing mode and search again.

Situation 2: Charging time is too long

Treatment methods: Please select the charging cable that comes with the Bluetooth speaker. The adapter's output capability not less than DC5V/2A.

This equipment has been tested and found to comply with the limits for a Class B digital device, pursuant to Part 15 of the FCC Rules. These limits are designed to provide reasonable protection against harmful interference in a residential installation. This equipment generates uses and can radiate radio frequency energy and, if not installed and used in accordance with the instructions, may cause harmful interference to radio communications. However, there is no guarantee that interference will not occur in a particular installation. If this equipment does cause harmful interference to radio or television reception, which can be determined by turning the equipment off and on, the user is encouraged to try to correct the interference by one or more of the following measures:

- Reorient or relocate the receiving antenna.
 - Increase the separation between the equipment and receiver.
 - Connect the equipment into an outlet on a circuit different from that to which the receiver is connected.
 - Consult the dealer or an experienced radio/TV technician for help.
- Changes or modifications not expressly approved by the party responsible for compliance could void the user's authority to operate the equipment.

Power supply

Please full charge the speaker when you first using. Please select the adapter for 5V/2A. Charge time is about 3-4 hours.

NOTICE:

The Bluetooth speaker will automatically standby when disconnected with the cell phone more than 10 minutes. The Bluetooth speaker is not in use for a long time, please charge the product at least once a month to avoid over discharge caused by damage to the battery.

Specification

Bluetooth version	Actions V4.2
Input	DC5V/2A
Power output	12Wx2
Battery	3.7V/4400mAh
Size	160*160mm
Weight	1.3kg
Working temperature	45°C

Attention: If the battery is replaced improperly, there will be an explosion hazard, and only the battery of the same type or equivalent type can be replaced.

Cautions & Warnings

1. It is normal that the speaker will produce slight heat when it is working or being charged.
2. DO NOT disassemble, dismantle, repair, modify, open, incinerate, paint or insert foreign objects into the speaker without approval. Such actions may result in damage.
3. DO NOT expose your speaker to extremely high or low temperatures.
4. DO NOT leave your speaker near open flames, such as cooking burners, candles or fireplaces.
5. DO NOT make your speaker to be in contact with any sharp objects. It could cause scratches and damage.
6. If you need to clean the speaker, please turn off the speaker and disconnect it with all external devices before cleaning.
7. DO NOT use alcohol, benzene or other chemicals to clean the speaker.
8. If your speaker has malfunction, please turn to professional personnel. Wrong operation may lead to damage to the speaker.

Warranty Card

Name	Gender
Tel Num	Age
Place of Purchase	
Date of Purchase	Product Code
Postcode	Sale Num
Part Num	
Post Address	
Dealer Stamp	User Signature