

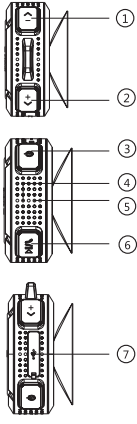


正面

<p> <b>Bluetooth speaker</b> Model:VICTSING</p>  <p>This is a Waterproof indoor/outdoor Wireless A2DP Bluetooth 4.0 Speaker With Built-in Microphone. It supports most Bluetooth cell phones, PDA, tablet PC, iPad, Mac Air, MP3 players, PCs, laptops and any other electronic devices with Bluetooth function. And, it has double built-in MIC, so you can enjoy music without the hassle of long cable. You can use this item at home, office, car and of course in your bath room! Great suction cup and it's 5W speaker will offer you a nice using experience, you will love it!</p>	<p><b>Precaution</b></p> <ul style="list-style-type: none"> <li>•The Speaker has a fever phenomenon when normally operated or charging, it's normal.</li> <li>•If you need to clean the speaker. Please turn off the speaker and disconnect it with all external devices before cleaning.</li> <li>•Do not drop or trample the speaker.</li> <li>•Do not use alcohol, benzene and other chemicals to clean the the Speaker.</li> <li>•Do not put it close to the extreme cold or hot objects.</li> <li>•Please use the accessories provided original.</li> <li>•Do not dismantle the speaker without authorization.</li> <li>•The service time of the Speaker's battery depends on the output volume of the matched mobile phone. Please turn down the volume of your cell phone to about 70% of the maximum volume, which can prolong the service time.</li> <li>•The Protective Level of the speaker reaches IP65, splash is ok, but it can not be submerged into the water.</li> </ul> <p><b>ACCESSORIES</b> USB Cord 1PCS Instruction Book/Warranty Card 1PCS Hook 1PCS</p>	 <ul style="list-style-type: none"> <li>① V-/PREV</li> <li>② V+/NEXT</li> <li>③ ON/OFF</li> <li>④ MIC</li> <li>⑤ LED indicator light</li> <li>⑥ Music play pause, phone and reply</li> <li>⑦ USB recharge port</li> </ul>	<p><b>The key definitions:</b></p> <ol style="list-style-type: none"> <li>1. Long press the "+" button to increase the volume, and short press the button to play the next song.</li> <li>2. Long press the "-" button to decrease the volume, short press the button to play the previous song.</li> <li>3. The "MUSIC" button is used to control music (play/pause) and calls. During playing music, short press the button to stop playing music. And, when there is an incoming call, the Speaker will automatically stop playing music, at that moment, the ring of cell phone sounds. You just need to click the button to answer the incoming call and long press the button to refuse the incoming calls. After answering the incoming call, click this button again to hang up the call. Also click the button twice to automatically redial the last telephone number.</li> </ol> <p><b>Specification:</b> Input voltage: DC-5V/600MA Output power: 5W THD + N ≤10% (1Khz/0dB) Polymer battery: 3.7V/500mAh Speaker unit: Ø 45 mm 4ohm/5W Frequency Response: 120Hz-22 kHz S/N: ≥90DB Weight: 145g Size: 87mm (W) x 45mm (D) x 95mm (H) Working time: 3-4.5 hours Stand by time: 2 weeks</p>
---	---	---	--

背面

<p><b>Operating Instruction:</b></p> <p><b>Pair it with your Bluetooth Device:</b></p> <ol style="list-style-type: none"> <li>1. Turn on the Speaker, the LED indicator light will flash, voice prompts "power on" at the same time.</li> <li>2. Turn on the Bluetooth function of your Smartphone.</li> <li>3. Search for the Bluetooth devices and select "C6" from the list.</li> <li>4. Click it and pair the speaker with your Smartphone.</li> <li>5. Enter the code "0000" if needed.</li> <li>6. After successfully paired, the speaker can play music of your Smartphone.</li> <li>7. For next time, you just need to press the "ON/OFF" button until you hear "power on" and release it, then the speaker will connect to your mobile device automatically.</li> </ol> <p><b>USB charging:</b> Connect the speaker with computer or mobile by USB charging cable. Red led light means charging the speaker. The led light indicator turning off means speaker be fully charged. This charging method is a little slow, it will take about 5-6 hours to full charge the speaker. It will be faster charging with mobile power adapter (5V 1A), it is about 2-3 hours. Speaker can also work during charge.</p>	<p><b>Product overview:</b></p> <ol style="list-style-type: none"> <li>1.The fashion designed bluetooth speaker can offer you endless enjoyment when you are travelling on the road.</li> <li>2.It has bluetooth function and can wirelessly connect with other mobile devices, and it is attached with an Aluminum alloy hook. You can conveniently hang this Speaker on the mountaineering bag or a bicycle with the hook.</li> <li>3.It has built-in MIC Bluetooth speaker and hands-free function, so you can conveniently pick up a call by this mini Speaker in car, bathroom, at home or office, anywhere when it is connected to your Smartphone.</li> <li>4.The suction cup on the back of the Speaker can be easily attached on the wall or any flat surface and is great for shower, baths, swimming pools, and boats, etc.</li> <li>5.After the speaker is suspended for 15 minutes, it will shut down automatically</li> </ol>	<p><b>Warranty Agreement:</b></p> <p>In order to let you enjoy the service better, Please read following agreement: The validity period of product warranty starts from the date of sale ("three guarantees"). During the validity period of "three guarantees", the malfunction of this product will be solved according to the provision of "three guarantees": repair, replacement or return. During validity period of product warranty, the Company provides free maintenance service (exceeds the range of warranty). And, during the "three guarantees" period, the company will implement the paid service for following cases: 1.Cannot show the original warranty and effective invoice 2.The malfunction and damage are caused by irresistible factors and other reasons 3.The damage and failure are caused by your error in operation (not in accordance with the "manual" of normal operation) 4.The failure and damage are caused by the transportation 5.The failure and damage are caused by the fault disassembly and maintenance without prior authorization of company. As for fault repair, please return the warranty card and sale invoice, and you need to deliver the warranty card and sales invoice together to after-sales service center and afford the transportation fees by yourself.</p>	<p>This equipment has been tested and found to comply with the limits for a Class B digital device, pursuant to Part 15 of the FCC Rules. These limits are designed to provide reasonable protection against harmful interference in a residential installation. This equipment generates uses and can radiate radio frequency energy and, if not installed and used in accordance with the instructions, may cause harmful interference to radio communications. However, there is no guarantee that interference will not occur in a particular installation. If this equipment does cause harmful interference to radio or television reception, which can be determined by turning the equipment off and on, the user is encouraged to try to correct the interference by one or more of the following measures: -- Reorient or relocate the receiving antenna. -- Increase the separation between the equipment and receiver. -- Connect the equipment into an outlet on a circuit different from that to which the receiver is connected. -- Consult the dealer or an experienced radio/TV technician for help.</p> <p>This device complies with part 15 of the FCC Rules. Operation is subject to the following two conditions: (1) This device may not cause harmful interference, and (2) this device must accept any interference received, including interference that may cause undesired operation.</p> <p>Changes or modifications not expressly approved by the party responsible for compliance could void the user's authority to operate the equipment.</p>
---	---	---	---