

PACKAGE CONTENTS

- Folio with keyboard
- Micro USB charging cable
- *Quick Setup Guide*

SYSTEM REQUIREMENTS


- Minimum OS requirement:
 - iOS 7.0
 - Android 4.1
 - Windows 8.1
- Bluetooth 3.0

FEATURES

- Protects your tablet from scratches
- 120 hour battery life
- Connects to your tablet with Bluetooth

INSERTING YOUR TABLET

- Pull the plastic anchors around the corners of your tablet.



CHARGING YOUR KEYBOARD

Note: The LED blinks yellow when your keyboard needs to be charged. Before using your keyboard for the first time, charge it for 12 hours.

- Connect the micro USB charging cable from your keyboard to a power source, such as a computer or an AC adapter (not included). The LED lights red while charging and green when the keyboard is fully charged (about two hours).

PAIRING YOUR KEYBOARD FOR THE FIRST TIME

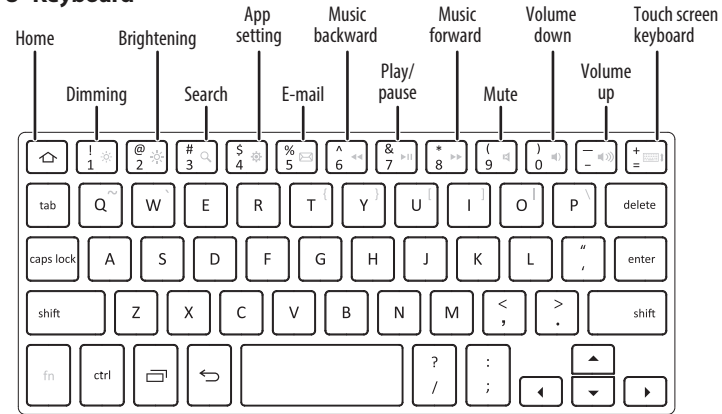
Note: Make sure that your keyboard is within 33 feet (10 meters) of your tablet.

- 1 Slide the keyboard's power switch to **ON**, then press the (Bluetooth) button.

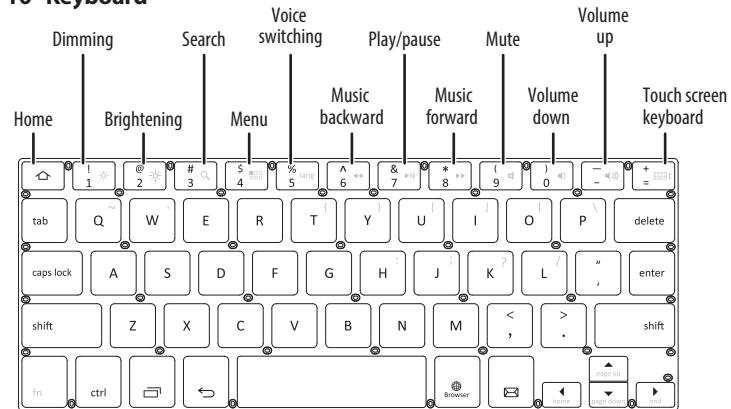


- 2 Turn on your tablet, enter Bluetooth pairing mode, then select **Bluetooth Keyboard** from the list of available devices. For more information, see the documentation that came with your tablet.
 - 3 Use your keyboard to type the password that appears on your tablet, then press **enter**. The Bluetooth LED turns off and your keyboard and tablet pair.
- Note:** After you pair for the first time, your keyboard and tablet will automatically connect when your keyboard is turned on and your tablet's Bluetooth is turned on. You may need to tap the keys to wake the keyboard up.

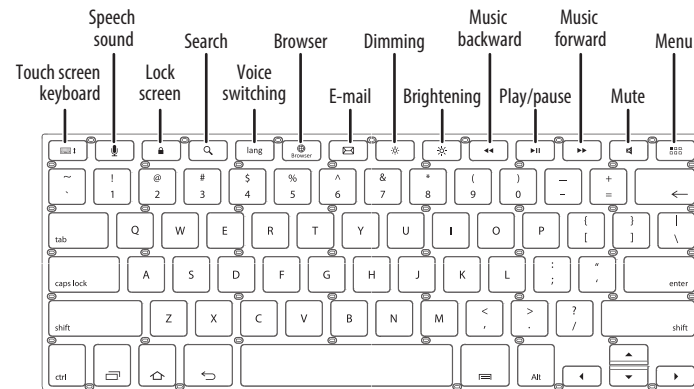
8" Keyboard






10" Keyboard



12" Keyboard



LEDs

Icon	Description
	<ul style="list-style-type: none"> • Caps lock is turned on.
	<ul style="list-style-type: none"> • Blinks yellow when the battery is low. • Lights red when the battery is being charged. • Lights green when the battery is fully charged.
	<ul style="list-style-type: none"> • Blinks when in pairing mode. • Off when the keyboard is successfully paired to a tablet.

USING YOUR FOLIO

- Prop your tablet up on one of the three ledges for the best viewing angles.



TROUBLESHOOTING

PROBLEM:	SOLUTION:
No power	<ul style="list-style-type: none"> • Make sure that your keyboard is charged. • Make sure that your keyboard is turned on.
Keyboard will not pair	<ul style="list-style-type: none"> • Shorten the distance between your keyboard and tablet. • Turn your devices off, then on. Re-pair your keyboard and tablet. • Make sure that your keyboard or tablet is not paired to another device. • Make sure that your keyboard and tablet are in pairing mode. • Make sure that your tablet supports Bluetooth 3.0. • Make sure that you selected Bluetooth Keyboard from the device list. • Make sure that you input the password that displayed on your tablet correctly, then press enter on your keyboard.
Keys are reacting slowly or skipping	<ul style="list-style-type: none"> • Your keyboard battery may be low. Charge the battery. • Shorten the distance between your keyboard and tablet.

SPECIFICATIONS

Bluetooth specification	Version 3.0
Operation current	<1.5mA
Standby current	<0.5mA
Operation voltage	3.7V
Charging voltage	DC 5V
Battery type	Lithium battery
Charging period	2 hours (For the first time, charge for 12 hours)

FCC

1. FCC Caution:

"Changes or modifications not expressly approved by the part responsible for compliance could void the user's authority to operate the equipment."

2. FCC Statement:

"This equipment has been tested and found to comply with the limits for a Class B digital device, pursuant to part 15 of the FCC Rules. These limits are designed to provide reasonable protection against harmful interference in a residential installation. This equipment generates, uses and can radiate radio frequency energy and, if not installed and used in accordance with the instructions, may cause harmful interference to radio communications. However, there is no guarantee that interference will not occur in a particular installation. If this equipment does cause harmful interference to radio or television reception, which can be determined by turning the equipment off and on, the user is encouraged to try to correct the interference by one or more of the following measures:

- Reorient or relocate the receiving antenna.
- Increase the separation between the equipment and receiver.
- Connect the equipment into an outlet on a circuit different from that to which the receiver is connected.
- Consult the dealer or an experienced radio/TV technician for help."

IC

RSS-Gen & RSS-210 statement:

"This device complies with Industry Canada licence-exempt RSS standard(s).

Operation is subject to the following two conditions: (1) this device may not cause interference, and (2) this device must accept any interference, including interference that may cause undesired operation of the device.

Le présent appareil est conforme aux CNR d'Industrie Canada applicables aux appareils radio exempts de licence. L'exploitation est autorisée aux deux conditions suivantes : (1) l'appareil ne doit pas produire de brouillage, et (2) l'utilisateur de l'appareil doit accepter tout brouillage radioélectrique subi, même si le brouillage est susceptible d'en compromettre le fonctionnement."

RSS-102 Statement:

"This equipment complies with Industry Canada radiation exposure limits set forth for an uncontrolled environment.

Cet équipement est conforme à l'exposition aux rayonnements Industry Canada limites établies pour un environnement non contrôlé."

CAUTION

- 1 Do not expose your keyboard to heat, fire, or water.
- 2 Do not modify, disassemble, open, drop, crush the keyboard.

ONE-YEAR LIMITED WARRANTY

Visit www.insigniaproducts.com for details.

CONTACT INSIGNIA:

For customer service, call 1-877-467-4289 (U.S. and Canada) or 01-800-926-3000 (Mexico)

www.insigniaproducts.com

INSIGNIA is a trademark of Best Buy and its affiliated companies.

Registered in some countries.

Distributed by Best Buy Purchasing, LLC

7601 Penn Ave South, Richfield, MN 55423 U.S.A.

©2014 Best Buy. All rights reserved.

Made in China