



Canon

XH G1
XH A1

Canon
*image*ANYWARE**

1-800-OK-CANON
www.usa.canon.com

Canon U.S.A., Inc.
One Canon Plaza
Lake Success, NY 11042 U.S.A.

Canon Canada, Inc.
6390 Dixie Road
Mississauga, Ontario L5T 1P7 Canada

Canon Latin America, Inc.
703 Waterford Way, Suite 400
Miami, FL 33126 U.S.A.

Canon Mexicana, S. de R.L. de C.V.
Blvd. Manuel Ávila Camacho No. 138, Piso 17
Col. Lomas de Chapultepec
C.P. 11000 México, D.F. México

Specifications are subject to change without notice. Weight and dimensions are approximate. Canon is a registered trademark of Canon Inc. in the United States and may also be a registered trademark or trademark in other countries. IMAGE*ANYWARE* is a trademark of Canon. "HDV" and "HDV" logo are trademarks of Sony Corporation and Victor Company of Japan, Limited (JVC). Other names and products not mentioned above may be registered trademarks or trademarks of their respective companies.

Warning: Unauthorized recording of copyrighted materials may infringe on the rights of copyright owners and be contrary to copyright laws.

0067W571 10/07

©2006 CANON U.S.A., INC.
PRINTED IN U.S.A.

www.canondv.com

Your Vision... in High Definition.



XH G1



XH A1

The XH G1 and XH A1 High Definition camcorders reflect decades of Canon leadership and know-how in the design and manufacture of cameras and lenses for professional video and still photography. Videographers get not only outstanding HD image quality but also the operability, flexibility, reliability, and connectivity that professionals demand of their gear. The Canon XH G1 and XH A1 deliver the technologies, performance, and features that make them serious tools for the capture of creative HD content. Put them to work. They'll help videographers get the job done with efficiency, excellence, and expression.

HDV
HDV 1080i

True HD Image Quality...

Because Professional Standard is Canon's Standard.



without Super-Range Optical Image Stabilizer

Genuine Canon 20x HD L Series Zoom Lens



HD image quality starts with optics, and the XH G1 and XH A1 deliver the many benefits of Canon's world-renowned lens technologies. The Genuine Canon 20x HD video zoom lens is a professional L Series lens, incorporating Fluorite and Ultra-Low-Dispersion elements. This state-of-the-art design ensures outstanding resolution, contrast, and color reproduction, delivering image quality throughout the entire zoom range unmatched by conventional optics. The 20x zoom covers an exceptionally wide and useful range of focal lengths—from 32.5–650mm (35mm photography equivalent), an optional 0.8x HD Wide Angle Adapter is available—assuring unmatched versatility for a wide range of shooting applications.



Three 1/3" Native 16:9 CCDs (1440 x 1080)

A sophisticated 3CCD design employs separate native 16:9 sensors for each primary color. With 1.67 million pixels (1440 x 1080) per sensor, the effective pixel count of the XH G1 and XH A1 is significantly higher than that of comparable HD camcorders. Canon's superior design thus delivers outstanding picture quality at 1080 HD resolution. It further ensures highly accurate color with wide dynamic range and virtually no color noise.

DIGIC DV II HD Image Processor



Engineered and manufactured by Canon, the DIGIC Digital Signal Processing chip (DSP) uses proprietary algorithms and architecture to deliver the highest image quality at the highest operating speeds. The latest-generation DIGIC DV II HD Processor is designed for HD video, operating at 1440 x 1080 pixels with 4:2:2 color sampling. A new hybrid noise reduction system uses dual processes to improve image clarity in monotone and shadow areas. Color reproduction has also been improved, especially in skin tone areas and with dark and light scenes. The DSP also enables high-quality still image recording in either video or digital camera color spaces.



Super-Range Optical Image Stabilization

Canon's Optical Image Stabilization (OIS) uses a gyro sensor to detect camera movement and activate the Lens Shift System to continuously compensate for shake and jitter. The 20x HD video zoom lens on the XH G1 and XH A1 incorporates Canon's Super-Range IS Technology, which further improves low-frequency vibration control by using two detection methods (gyro and vector). The image at the CCD sensor is analyzed, providing additional feedback to the lens shift element for even greater compensation and precision. The result is highly reliable camera shake correction, even at long focal lengths, without any image degradation.



Comprehensive Focus and Zoom Control

The Focus, Zoom, and Manual Iris Rings provide the "feel" of a professional broadcast lens. It allows fine, smooth adjustment in 1/8th-stop increments manually. The XH G1 and XH A1 provide superb response, enabling zoom speed control by varying the angle of rotation of the zoom ring with a High-Speed Zoom Mode. Zoom speed can be variable or constant with 16 possible speed level settings. Programmable lens presets enable repetitive focus and zoom actions to be memorized for instant recall.

True HD 1080 Capture with Choice of Frame Rates




The XH G1 and XH A1 capture true 1080 High-Definition video, providing images of stunning clarity. Moreover, the frame rate is selectable: Capture and output video in 60i, 30F, or 24F as needed to deliver spectacular clarity or evoke the look and feel of film and episodic TV. A 50i/25F option is available, requiring modification at a Canon Service Center. Modified cameras offer the option of switching to 50i or 60i capture in HD mode and PAL or NTSC compatibility in SD modes.

Built-In Neutral Density Filters

Two built-in Neutral Density (ND) filters (1/6 and 1/32) reduce exposure by two or five stops for added image control. They can be used, for example, when shooting bright, sunlit exteriors or to decrease depth of field for a more dramatic, cinematic look. A focus distance readout in the viewfinder assists in setting manual focus.

Instant AF

Instant AF is Canon's next-generation autofocus technology. A new external sensor works in combination with Canon's proven high-performance internal AF system to dramatically reduce focusing time and increasing accuracy, even in low-light or high brightness situations. Focusing performance is also much improved with difficult subjects. The high resolution of HD video makes focus more critical than ever, and Canon's Instant AF helps videographers capture HD images with expert precision.

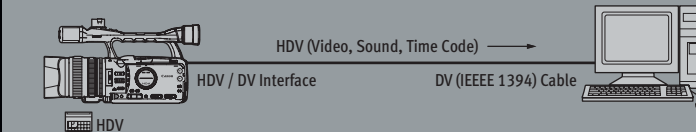


A Perfect Fit for Professional Production Environments.

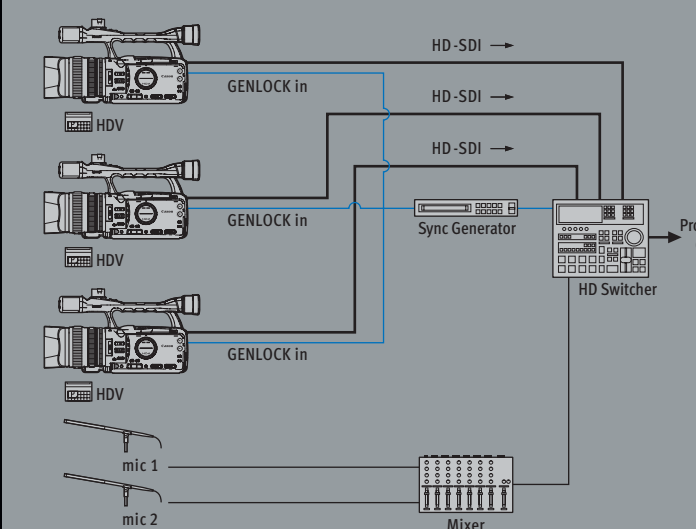


Representative Block Diagram of Interconnections between Various Production Equipment

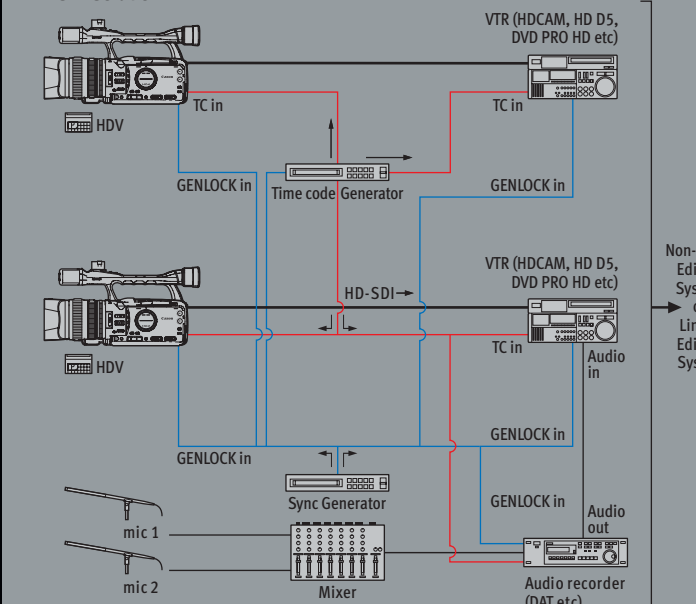
HD/HDV NLE Solution



HD Live Solution



HD-SDI Solution



Industry Standard Connection Terminals (XH G1 only)

While there are many situations that call for smaller, lighter HD cameras, most such products are unsuitable for professional applications because they lack the necessary interface capability. The Canon XH G1 features HD-SDI (SMPTE 299M) or SD-SDI (SMPTE 272M) output, Genlock input, and SMPTE Time Code in/out connectors.

HD-SDI—The HD-SDI output provides a 1,485Gbps 60i signal at 1920 x 1080 resolution and with 4:2:2 color sampling with embedded audio and

time code. Because a single industry standard connection carries video, audio, SMPTE (LTC) Time Code, and digital audio, cabling complexity is significantly reduced. It enables longer cable runs, improves operator mobility, and simplifies cabling.

Genlock—The Genlock input enables multi-camera synchronization in live-switched environments. It can accept either an SD (black burst) or HD (tri-level) sync signal when shooting HD.

SMPTE Time Code—A switchable SMPTE input/output port accommodates time code requirements during multi-camera shoots and post-production.

Shutter Speeds


When shooting with the shutter priority auto exposure mode, the XH G1 and XH A1 provide 14 different shutter speeds ranging from 1/3 to 1/15,000 of a second. The 24F mode includes a 1/48 second setting that perfectly matches the shutter speed of a motion picture film camera. (For NTSC 60i/30F and PAL 50i/25F, there are 13 available settings.)

Superior Connectivity

The XH G1 and XH A1 include a full complement of input and output ports to meet just about any interface requirement. Two XLR mic/line audio inputs accommodate professional balanced connections. Also provided are industry standard connectors, including component (HD/SD) and composite video outputs (BNC/RCA), an IEEE 1394 (Firewire) port, a LANC terminal, and a headphone jack.

Audio Recording Control

Individual audio level controls, switchable 20 dB mic attenuation, 12 dB mic gain boost, and various monitoring options provide full control over the sound as it is recorded. They even include switchable phantom power (+48V) to eliminate the need for any external power supply with direct mic input. An external microphone holder is provided for on-camera mounting and for an optional professional shotgun microphone.



Control Your Capture... Create with Precision.



Noise Reduction 1

Total Image Control

By giving the operator total control of more than 23 independently adjustable variables, the XH G1 and XH A1 enable the capture of the perfect look in HD.

Gain Settings—Select automatic gain control or one of 3 preset gains (low, medium, or high), which can be assigned values from -3 dB to +36 dB.

White Balance—Numerous white balance modes are provided to ensure color accuracy in a variety of shooting situations. The automatic modes use a high-precision 128-segment through-the-lens metering system.

Auto—Provides automatic adjustment of white balance.

Outdoor—Balances for bright sunlight (5600°K), can be customized.

Indoor—Balances for incandescent lighting (3200°K), can be customized.

Color Temperature—Balances to a specifically selected value between 2800–12000°K in 100°K increments.

Custom Presets A and B—Enables two manual white balance settings to be programmed for instant recall.

Black—Three settings (STRETCH, MIDDLE, PRESS) provide a choice of dynamic range adjustment affecting the dark areas of the image. STRETCH expands the range, providing greater shadow detail. PRESS narrows the range, increasing the deep black content of the image.

Knee—Four settings (AUTO, HIGH, MIDDLE, LOW) provide a choice of dynamic range (knee point) adjustment in the highlight areas to control overexposure when shooting high-brightness subjects. The HIGH setting enables high-key shooting, while the LOW setting provides maximum protection from overexposure.

Gamma—The NORMAL gamma curve provides the best results for conventional viewing on a TV monitor. CINE 1 creates images that resemble the quality and appearance of film as viewed on TV. The CINE 2 setting selects an appropriate gamma curve for images that are to be transferred to film.

Master Pedestal—Adjustments from -9 to +9 sets the video reference black. Higher values brighten the darker areas of the image, reducing overall contrast.

Setup Level—Black level can be adjusted from -9 to +9.

Sharpness—Image sharpness can be adjusted from -9 to +9.

Horizontal Detail Frequency (HIGH, MIDDLE, LOW)—Adjusts the H detail center frequency. Horizontal/Vertical Detail Balance (-9 to +9) adjusts the H/V proportion of the detail correction.

Noise Reduction 1 and Noise Reduction 2 (both with OFF, HIGH, MIDDLE, LOW settings)—Provide a variety of methods and levels of noise reduction to accommodate numerous shooting situations and desired image qualities.

Color Matrix—NORMAL, CINE 1, and CINE 2 adjust the color during the shooting. The NORMAL setting is a matrix based on the assumption that images will be reviewed on a TV monitor. If CINE 1 is selected, the resulting quality and grayscale resemble those of a movie film. This is a matrix for creating images on TV that appear like movies. The CINE 2 setting is a matrix that is for images being transferred to film.

Color Gain/Phase—Adjustable from -50 to +50 and -9 to +9 respectively.

Master Red, Blue, and Green Gain settings—Independently adjustable from -50 to +50, provide precise control over color balance.

Six Color Matrixes—RG, RB, GR, GB, BR, and BG matrixes, each independently adjustable from -50 to +50, provide even finer color control capability by altering two of the three primaries.

Image Enhancement

The XH G1 and XH A1 provide advanced features that improve image viewability and maximize visual appeal. Skin Detail mode minimizes imperfections, such as blemishes and wrinkles, without removing detail in other areas of the image. Three intensity levels are provided, and an alternating zebra pattern in the viewfinder simplifies the process of selecting the desired area for the effect. Sky Detail can be used to enhance outdoor footage by removing unwanted detail and noise in the sky. Clear Scan eliminates the flicker and black bands that usually result when shooting a computer or other CRT screen. Frequency is adjustable from 50.2 Hz to 200.3 Hz to accommodate a wide variety of monitors.



Skin Detail



Sky Detail

Program AE Modes

Seven programmed Auto Exposure modes simplify the selection of camera settings for a variety of everyday and special shooting situations.

Easy Recording—This “point-and-shoot” mode lets the camera make all the key decisions. The camcorder automatically sets focus, shutter speed, aperture, gain, white balance, and AE program shift as required to deliver the most pleasing video images.

Auto—Similar to Easy Recording, this mode also provides point-and-shoot operating simplicity. However, it gives the operator the option of manually changing the settings.

Shutter Priority—The user selects the shutter speed, and the camera automatically selects the proper aperture for correct exposure.

Aperture Priority—The user selects the lens aperture, and the camera automatically selects the proper shutter speed for correct exposure.

Manual—The user can select any combination of aperture and shutter speed. Indicators in the viewfinder show the relation of selected combinations to the exposure as metered by the camera.

Spotlight—This mode automatically adjusts exposure for optimum results when the subject is illuminated by concentrated light source (such as a spotlight) while the background is relatively dark.

Night—The camera uses slower shutter speeds to enable capture as ambient light levels begin to fall.



Canon Console Software

Canon Console Software

Canon Console is an advanced software package developed to address the creative needs of XH G1 and XH A1 users. Incorporating many of the traditional aspects of a camera control unit, Console runs on a laptop or desktop computer and provides tools for creative expression as well as remote access to basic camera settings and operations. Functions, such as a vectorscope and waveform monitor, enable critical evaluation of the camera signal. Users can also capture the camera's video output directly to a computer's hard drive.

Console's **REC PANEL** includes five windows:

Rec Viewer—Live video, clip counter, audio meter and controls, color/monochrome settings, split-screen, and zebra levels.

Camera Control—Remote operation of most camera functions.

Vector and Waveform Monitors—Professional tools for checking video signal quality.

Focus Assist—Aids for achieving precise focus, such as electronic zoom and black-and-white view.

Custom Preset—Multiple settings for comprehensive image control.



Vector and Waveform Monitors

Console's **PLAY PANEL** features three windows that enable review of captured footage or recall of any existing clips or stills that may be stored on a hard drive or memory card:

Play Viewer—Displays selected clip with a running counter. Users can adjust playback speed and view audio monitor settings.

File Browser—Enables users to select the clip to be shown in the Play Viewer.

Vector and Waveform Monitors—Enables critical evaluation of recorded material.



Black



Shutter Priority

Professional Operability

With Unrivaled Customization Capability.




Compact and Lightweight

The XH G1 and XH A1 share a lightweight, compact design that employs an internal battery compartment. Size, therefore, is not materially affected by the battery used. The compartment will house any BP-900 series battery or DC coupler. The reduced size and weight of these camcorders make them easily transportable and maneuverable—major advantages for location work and specialized “tight-space” shooting, often making it possible to capture footage not possible with larger cameras.

An optional 0.8x HD Wide Angle Adapter is also available. Their compactness in combination with their superb HD image quality make the XH G1 and XH A1 ideal not only as support cameras in larger production environments but also as primary capture devices for smaller organizations, such as local news stations, event videographers, and independent filmmakers.

Unique Customization Features (see chart on page 14)

The unmatched customization capability built into the XH G1 and XH A1 make them exceptionally versatile and flexible. The customization features enable them to be precision-tailored for different environments, different users, and different jobs. In all, there are 23 image adjustment, 22 display option, and 21 custom function settings that define the cameras' performance and operating characteristics. Groups of these settings can be saved and exported to other XH G1 and XH A1 camcorders using an SD memory card or Canon's Console software. Organizations that use many cameras can take advantage of this feature to easily set up multiple units for uniform capture characteristics.



Custom Presets

Up to 9 sets of customized image adjustments can be stored in the camera's internal memory for instant recall. In addition, two Custom Keys can be programmed to provide instant access to a number of shooting functions to suit the user or the particular application.



Two Built-in Digital Still Cameras

In addition to the capture and recording of motion video, the XH G1 and XH A1 can also capture digital still images and store them on a memory card. Still images can be captured at full HD (1920 x 1080) resolution in either video color space or digital camera color space. Still images captured in video color space include time code and camera set-up metadata. Still images captured in digital still color space includes EXIF metadata. Also included are numerous advanced still camera features expected from Canon, such as auto exposure bracketing, selectable metering modes, continuous shooting and the option to use select EOS System Speedlite flashes. With many pre/post production, storyboarding, and continuity applications, still image recording is just another way the XH G1 and XH A1 deliver versatility.



High-Resolution Widescreen EVF and LCD

With both an EVF and an LCD, the XH G1 and XH A1 provide a choice of precise, informative displays for image composition and data readout. The 0.57" widescreen EVF is approximately 269,000 pixels. The separate 2.8" widescreen LCD also provides a clear, high-resolution image with approximately 207,000 pixels. Operators can choose from 22 levels of displayed shooting data, including an image-only setting that hides all information overlay. Two focusing aids are available: peaking, which highlights the edges of in-focus areas; and magnifying, which provides a 2x enlargement of the central portion of screen.

Zebra Pattern Display

High-brightness portions of the image are displayed as a black-and-white zebra pattern. The sensitivity level can be adjusted from 70 to 100 IRE in 5 IRE-unit increments.

Frame Overlays

The 16:9 color viewfinders include aspect guides for industry-standard picture formats, including 4:3, 13:9, 14:9, 1.66:1, 1.75:1, 1.85:1, and 2.35:1. Also, 80 and 90 percent picture and title safe areas can be superimposed. Other available overlays include a center crosshair mark, horizontal level marker, and a grid.



4:3 Output

The XH G1 and XH A1 include 4:3 output capability, which is highly useful in field situations where a widescreen monitor is not available for viewing 16:9 footage. The “letterboxed” 16:9 image output enables the entire frame to be viewed on a standard-definition 4:3 set.

Memory Card Slot

The memory card slot on the XH G1 and XH A1 accepts SDHC, SD, and MultiMediaCards (MMC). In addition to enabling camera-to-camera transfer of custom settings, memory cards can be used to store digital still images taken with the camcorder.



Flash Accessory Shoe


The accessory shoe on the XH G1 and XH A1 can be used to mount optional accessories. It can also be used with an optional flash unit for still photography. The shoe is compatible with E-TTL II Canon Speedlite flashes, designed for use with the Canon EOS SLR camera system, such as the EX-series models.



Nomenclature



- 1 DISP. (Display) Button
- 2 PEAKING Button
- 3 MAGN. (Magnification) Button
- 4 [RECORD REVIEW] (Record Review) Button
- 5 POSITION PRESET Switch
- 6 POSITION PRESET ON/SET Switch
- 7 PUSH AF Button
- 8 Focus Ring
- 9 Zoom Ring
- 10 Iris Ring
- 11 Side Panel
- 12 POWER Indicator
- 13 Open (Open The LCD Display) Switch
- 14 AUDIO CH1/CH2 Dials
- 15 SELECT/SET Dial
- 16 AUDIO LEVEL Switch
- 17 MENU Button
- 18 ND FILTER Switch
- 19 SHUTTER Dial/ [K] Dial
- 20 Focus Mode Switch
- 21 EXP. LOCK Button
- 22 GAIN Switch
- 23 AGC (Automatic Gain Control) Switch
- 24 OUTPUT Switch
- 25 AWB (Automatic White Balance) Switch
- 26 WHITE BAL. (White Balance) Switch
- 27 WHITE BAL. [W/B] Button
- 28 CUSTOM KEYS
- 29 CUSTOM PRESET ON/OFF Button
- 30 CUSTOM PRESET SELECT Button
- 31 Grip Zoom Lever
- 32 PHOTO Button
- 33 Zoom Speed Adjustment Dial
- 34 VIDEO2 Terminal
- 35 [CARD] / [TAP] (Card/Tape) Switch
- 36 ZOOM SPEED Switch
- 37 Cassette Compartment
- 38 Start/Stop Button
- 39 STANDBY Lever
- 40 TIME CODE Switch
- 41 LOCK Switch
- 42 MIC (External Microphone) Terminal
- 43 XLR MIC ATT. Switches
- 44 Lens Hood
- 45 LINE/MIC Switch
- 46 Input Channel Selection Switch
- 47 Lens Hood Locking Screw
- 48 +48V Switches
- 49 CH1/CH2 Input Terminals
- 50 [PAUSE] (Pause) Button/DRIVE MODE Button
- 51 [STOP] (Stop) Button/ [METERING] (Metering Mode) Button
- 52 [REWIND] (Rewind) Button/ [CARD] (CARD) Button
- 53 [PLAY] (Play) Button/SLIDESHOW Button
- 54 [FAST FORWARD] (Fast Forward) Button/ [CARD+] (CARD+) Button



- 55 ● REC (Record) Button
- 56 Start/Stop Button
- 57 LOCK Switch
- 58 Microphone
- 59 Hot Shoe
- 60 Strap Mount
- 61 Handle Zoom Lever
- 62 RESET Button
- 63 MIC ATT. Switch
- 64 WHITE BAL. PRESET Switch
- 65 END SEARCH Button
- 66 Grip Zoom Lever
- 67 PHOTO Button
- 68 Zoom Speed Adjustment Dial
- 69 OPEN/EJECT [EJECT] Switch
- 70 Strap Mount
- 71 LCD Display
- 72 PHOTO Button
- 73 External Microphone Holder
- 74 Remote Sensor
- 75 Tally Lamp
- 76 Grip Belt
- 77 External Sensor for the Instant AF
- 78 Attachment Sockets for the Optional TA-100 Tripod Adapter
- 79 Tripod Socket*
- 80 Viewfinder
- 81 Dioptic Adjustment Lever
- 82 OPEN (Open The Battery Compartment) Switch
- 83 Battery/Memory Card Compartment
- 84 CARD Access Indicator
- 85 [LANC] Terminal
- 86 HDV/DV Terminal
- 87 HDV Indicator
- 88 [HEADPHONE] (Headphones) Terminal
- 89 Video Output Selection Switch
- 90 A/V1 Terminal
- 91 COMPONENT OUT Terminal
- 92 HD/SD SDI Terminal (G1 Only)
- 93 GENLOCK Terminal (G1 Only)
- 94 TIME CODE Terminal (G1 Only)
- 95 Memory Card Slot
- 96 Battery Attachment Unit
- 97 BATT. RELEASE Latch

* Do not use tripods with fastening screws longer than 5.5mm as it may damage the camcorder.
 About the [LANC] Terminal (LANC) stands for Local Application Control Bus System. The [LANC] terminal allows you to connect and control connected devices. Connect only devices with the [LANC] mark to the [LANC] terminal.
 • Operation cannot be guaranteed for connections with devices not bearing the [LANC] mark.
 • Some buttons of connected devices may not operate or may operate differently than the buttons on the camcorder.

Customization Chart

CUSTOM PRESET		CUSTOM DISPLAY		CUSTOM FUNCTION		
Description	Custom Function No.	Description	Custom Function No.	Function	Description	
Gamma Curve	C.Fn-00	Recording Mode Icon	C.Fn-00	SHCKLSS WB/GN	Shockless White Balance/Gain: Softens transitions when changing white balance or gain.	
Knee Point Adjustment	C.Fn-01	Camera Data 1	C.Fn-01	AE RESPONS	AE Response: Selects the speed with which the camcorder responds to changes in AE settings.	
Black Stretch/Black Press	C.Fn-02	Camera Data 2	C.Fn-02	HIGH-SPEED ZOOM	High-Speed Zoom: Constant zoom speed settings 14–16 are shifted to even faster zoom speeds.	
Master Pedestal	C.Fn-03	Zoom Indicator	C.Fn-03	FOCUS RING CTRL	Focus Ring Control: Selects the sensitivity of the Focus Ring control.	
Setup Level	C.Fn-04	Focus Distance Display	C.Fn-04	BUTTONS OPER.	Buttons Operation: Changes control button response time—longer times to prevent accidental operation.	
Sharpness	C.Fn-05	ND Filter displays	C.Fn-05	RINGS DIRECTION	Rings Direction: The directional response of the Zoom, Focus, and Iris rings can be changed to suit operator preference.	
Horizontal Detail Frequency	C.Fn-06	Image Effects	C.Fn-06	DIALS DIRECTION	Dials Direction: The directional response of the Shutter and Select/Set dials can be changed to suit operator preference.	
Horizontal/Vertical Detail Balance	C.Fn-07	Focus Assist Functions	C.Fn-07	FOCUS PRIORITY	Focus Priority: When ON, still images can be recorded only after autofocus is complete.	
Coring	C.Fn-08	Customized Functions	C.Fn-08	SIMULT.IMG.REC	Simultaneous Still Image Recording: Selects whether a still image can be captured to the memory card while recording video to tape.	
Noise Reduction 1	C.Fn-09	HD Standard Icon	C.Fn-09	MARKER LEVEL	Marker Intensity Level: Selects the intensity of the frame overlays and markers on screen—40% (gray) or 100% (white)	
Noise Reduction 2	C.Fn-10	Recording Mode in Standard Definition	C.Fn-10	FAST BW-MOD	Focus Assist B/W Mode: Selects whether to change the display to black-and-white when Focus Assist is activated.	
Color Matrix	C.Fn-11	Frame Rate Display	C.Fn-11	OBJ DST UNIT	Object Distance Units Display: Selects whether distance to object is displayed in feet or meters.	
Color Gain	C.Fn-12	Tape-Related Icons and Displays	C.Fn-12	ZOOM INDICATOR	Zoom Indicator Display: Selects whether the zoom indicator is a graphic bar or a numeric display.	
Color Phase	C.Fn-13	Remaining Time on the Tape	C.Fn-13	COLOR BARS	Color Bars Signal: Selects EBU SD (Type 1) or ARIB multiformat HDTV (Type 2) color bars.	
R Gain	C.Fn-14	Tape/Card-Related Displays	C.Fn-14	1kHz TONE	1 kHz Reference Audio Signal: Selects the level of the reference audio tone—OFF, -12 dB, or -20 dB.	
G Gain	C.Fn-15	Light Metering-Related Displays	C.Fn-15	WIRELESS REMOTE	Wireless Remote Controller: Selects whether or not the camcorder will respond to wireless controller commands.	
B Gain	C.Fn-16	Still Images-Related Icons	C.Fn-16	POWER SAVE	Power Save Mode: Selects whether to shut off the camcorder after about 5 minutes of inactivity (under battery power).	
R-G Matrix	C.Fn-17	Remaining Still Images on the Memory Card	C.Fn-17	TALLY LAMP	Tally Lamp: Controls the function of the Tally Lamp—ON, Blink, or OFF by wireless control.	
R-B Matrix	C.Fn-18	Audio-Related Displays	C.Fn-18	LED	LED Indicators: Selects whether and which set of LED indicators on the camcorder will be active.	
G-R Matrix	C.Fn-19	Condensation Warning Icon	C.Fn-19	BEEP	BEEP: Selects the volume level of the camcorder's operational and warning "beeps."	
G-B Matrix	C.Fn-20	Battery-Related Displays	C.Fn-20	CHARACTER REC	Superimposed Character Recorder: Selects whether superimposed display characters, such as date and time, will be part of the video recording.	
B-R Matrix	C.Fn-21	Wireless Remote Display				
B-G Matrix						

Specifications

SYSTEM

Image Sensor: 1/3 in. CCD x 3 (horizontal pixel shift), approx. 1,670,000 pixels

Effective Pixels:

(HDV) approx. 1,560,000

(DV) 4:3 approx. 1,170,000

(DV) 16:9 approx. 1,560,000

Lens: 20x HD zoom lens, f=4.5–90mm, f/1.6–3.5, 20x HD video zoom Fluorite and UD (Ultra-Low Dispersion) glass elements

Video Recording System: Rotary head, helical scanning, digital component recording

(HDV) High Definition Video 1080i

(DV) Consumer digital VCR SD system

Audio Recording System:

(HDV) MPEG-1 audio layer 2, 16-bit (48 kHz), Transfer rate: 384kbps (2CH)

(DV) PCM digital sound, 16-bit (48 kHz) or 12-bit (32 kHz)

Television System:

(HDV) High Definition Video (HDV) 1080i/60i

(DV) NTSC standard (525 lines, 60 fields) color signal

Tape Format: Videocassettes bearing the “HDV” or “miniDV” mark

Tape Speed:

(HDV) 18.83mm/s

(DV) SP: 18.83mm/s, LP: 12.57mm/s

Maximum Recording Time (60 min. cassette):

(HDV) 60 min.

(DV) SP: 60 min., LP: 90 min.

Fast Forward/Rewind Time: Approx. 2 min. 20 sec. (with a 60 min. cassette)

Viewfinder: 0.57 in. wide, 16:9 aspect ratio TFT color, approx. 269,000 pixels

LCD Screen: 2.8 in. wide, 16:9 aspect ratio TFT color, approx. 207,000 pixels

Microphone: Stereo electret, Cross-layout microphone

AF System: TTL autofocus, manual focusing with focus ring

White Balance: Auto white balance, pre-set white balance (indoor, outdoor), custom white balance, or color temperature setting

Minimum Illumination: 0.4 lx (60i/24F mode, Manual mode, 1/3 shutter, F1.6, Gain 18 dB)

Recommended Illumination: More than 100 lx (60i/24F)

MEMORY CARD

Recording Media: SDHC (SD High Capacity) memory card, SD memory card, MultiMediaCard (MMC)*

Size of Images on the Card: 1920 x 1080, 1440 x 1080, 848 x 480, 640 x 480 pixels

File Format: Design rule for Camera File System (DCF), Exif 2.2** compliant, DPOF compliant

Image Compression Method: JPEG compression (Super Fine, Fine Normal)

INPUT/OUTPUT TERMINALS

Video Terminals: A/V1: ø 3.5mm mini-jack (audio and video), V2: BNC jack (video only) 1 Vp-p/75 ohms unbalanced

Audio Out Terminals: A/V1: ø 3.5mm mini-jack (audio and video) -10 dBV 47 kohms load/3 kohms or less, unbalanced

Audio In Terminals: MIC: ø 3.5 stereo mini-jack (unbalanced), ATT: 20 dB, -64 dBV (Auto mode)/600 ohms, Max: -76 dBV (Manual mode, max. volume)

A/V1: ø 3.5mm mini-jack (audio and video), -10 dBV/47 kohms

XLR: XLR jack (pin1: shield, pin2: hot, pin3: cold) ATT: 20dB, -59.5 dBV (Auto mode)/10 kohms

(LINE/MIC switch set to LINE), Max 1: -71.5 dBV

(Auto mode, XLR GAIN UP at 12 dB), Max 2: -71.5 dBV (manual mode, max. volume), Max 3: -83.5 dBV (manual mode, max. volume, XLR GAIN UP at 12 dB)

HDV/DV Terminal: Special 4-pin connector (IEEE 1394 compliant) input/output

Headphone Terminal: ø 3.5mm stereo mini-jack, -23.5 dBV (16 ohm load)/50 ohms

LANC Terminal: ø 2.5mm stereo mini-jack

XHG1 GENLOCK Terminal: BNC jack, input:

1 Vp-p/75 ohms

XHG1 TIME CODE Terminal: BNC jack, input:

0.5V–18 Vp-p/10 kohms; output: 1 Vp-p/75 ohms

XHG1 HD/SD-SDI Terminal: BNC jack, output only, 0.8 Vp-p/75 ohms, unbalanced

SDI 576/50i: ITU-R BT.656, SMPTE 272M, SMPTE RP 188 (LTC)

HD-SDI: SMPTE 292M, SMPTE 299M, SMPTE RP 188 (LTC)

COMPONENT OUT

Terminal: 1080i (D3)/480i (D1) compatible

POWER/OTHERS

Power Supply: 7.4V (battery pack)

Power Consumption: 7.8W (recording with autofocus, HD mode)

Operating Temperature: 32–104°F/0–40°C

Dimensions (W x H x D): 6.4 x 7.4 x 13.8 in./163 x 189 x 350mm (excluding the gripbelt)

Weight (Body only):

XHG1 4.6 lbs./2,100g

XHA1 4.5 lbs./2,030g

* The camcorder's operations have been tested with SD memory card up to 4GB. Performance cannot be guaranteed for all memory cards.
** The camcorder supports Exif 2.2 (also called "Exif Print") Exif Print is a standard for enhancing the communication between camcorders and printers. By connecting to an Exif Print-compliant printer, the camcorder's image data at the time of shooting is used and optimized, yielding extremely high quality prints.

Kit Contents



- XH G1 or XH A1
- Lens Hood
- Compact Power Adapter CA-920
- DC Coupler DC-920
- Component Video Cable DTC-1000
- Stereo Video Cable STV-290N
- Wireless Controller WL-D5000
- Shoulder Strap SS-1000
- Battery Pack BP-950G
- SD Memory Card SDC-16M
- HDV Tape HDVM-E63PR

Optional Accessories



Speedlite

Canon Speedlite EX series flashes are for professional use with maximum guide number at up to 105mm setting.




Wide Converter WD-H72

It gives you a 0.8x wider angle view, useful when shooting in a confined area or scenic shots.



Filter Set FS-72U

Includes Neutral Density (ND8), polarizing and ultra-violet filters, 72mm thread size.



Tripod Adapter TA-100

It allows you to quickly mount and dismount the XH G1/A1 on or from a tripod.



Battery Video Light VL-10Li/10Li II

A small and powerful video light. Rated at 10 watts, it accepts a Lithium-Ion battery pack.



Zoom Remote Controller ZR-2000

When connected to the LANC terminal, this device can be used to control recording start/stop, focusing, and 16 different zoom speeds.



Battery Pack BP-950G/970G

The BP-950G is a 9,500 mAH battery and the BP-970G provides over 35% more record time.



Dual Battery Charger/Holder CH-910

It can charge batteries with any combination of Canon BP-900 series batteries one after the other.



Car Battery Adapter CB-920

This powers the XH G1/A1 or charges the battery by plugging into a car's cigarette lighter socket.



System Case HC-4200

This lockable and certified for overhead airline bins case holds the XH G1/A1 with lens hood and battery pack attached.