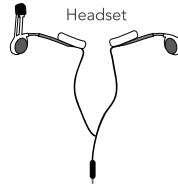


Overview

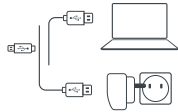
LED Indicator



Phone



USB Charging
Firmware Upgrade

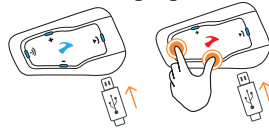


Volume Up
Volume Down

Intercom



Can be use while charging



Terrano™ XT

POCKET GUIDE

Getting Started

On **Off**

1 sec "Hello" / "Goodbye"

Volume Up **Volume Down**
1 tap 1 tap

Mute / Unmute
1 tap



- Terranosystems
- Terranosystems
- Terrano Systems
- Terranosystems.com
- Support@terranoystems.com

Terrano Connect App

- For easy configuration
- Remote control operation
- On-the-go setting customization

Download on the App Store ANDROID APP ON Google play

Full version of manual:
<https://www.Terranosystems.com/support/>

Copyright
The contents of this Guide, including all text, illustrations and drawings are the exclusive intellectual property of Terrano Systems, Inc. and are protected by copyright laws. They are not in the public domain. Any partial or total reproduction, translation and or dissemination, without the prior written authorization by Terrano Systems, Inc. are strictly prohibited. Any rights not expressly granted herein are reserved.

Pairing Mobile Devices

Pairing Mobile Phone on Channel 1

- 5 sec** Flash: **RED & BLUE**
"Mobile Phone 1 Pairing"
- Searching for Bluetooth devices.
- Mobile phone paired
Flash: **PURPLE**
"Paired successfully"

Pairing Second Mobile Phone or GPS on Channel 2

- 5 sec** Flash: **RED & BLUE**
"Mobile Phone 1 Pairing"
- 2 taps** Flash: **RED & GREEN**
"Mobile Phone 2 Pairing"
- OPTION A** Pairing GPS
1 tap Flash: **PURPLE**
"GPS connected. Paired successfully"
- OPTION B** Pairing additional mobile phone
3a **3a** Flash: **PURPLE**
"Paired successfully"

Phone Features

Make a Call **Redial**

Answer a Call SPEAK ALOUD: "Hello" **or** **1 tap**

Voice Dial **Speed Dial ***

1 tap **3 taps**

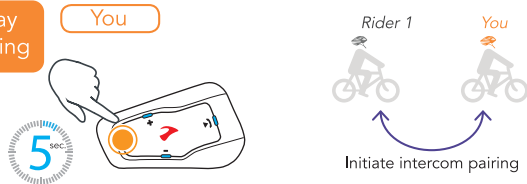
Reject a Call Silence **30 sec** **OR** **2 sec**

End a Call **1 tap**

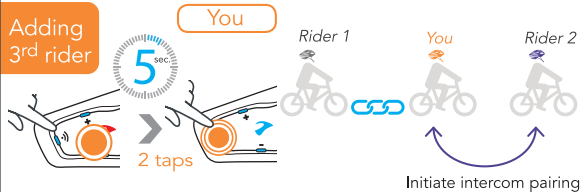
*Set Speed Dial:
Configure number via Terrano Connect App

Pairing Bluetooth Intercom

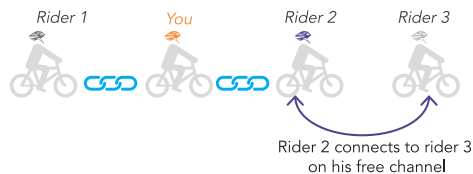
2 way pairing



Adding 3rd rider



Adding 4th rider



Reset Pairing

- Mobile & GPS pairing
- Intercom pairing



Using Bluetooth Intercom

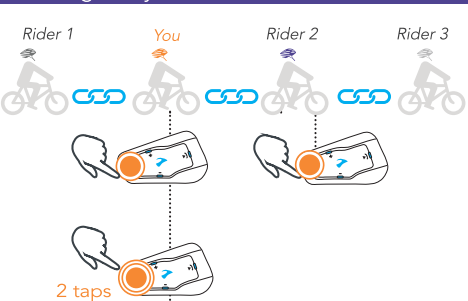
Start / End / Add with Rider 1



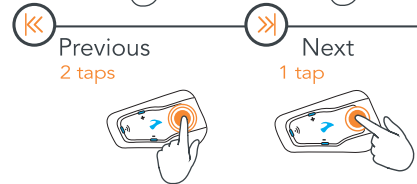
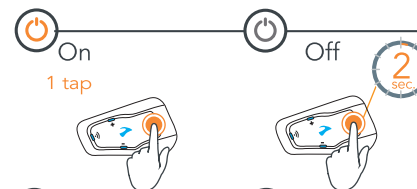
Start / End / Add with Rider 2



Initiating 4 way Bluetooth Intercom Conference



Music



Sharing Audio

Music / FM Sharing
Note- Music sharing shorter distance



Pairing Bluetooth Intercom

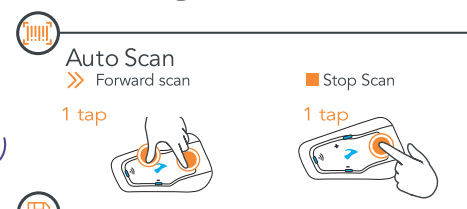
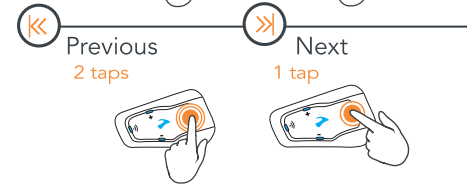
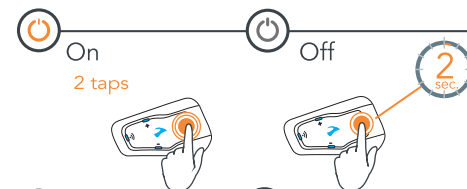
Using Bluetooth Intercom



*Set Speed Dial:

Configure number via Terrano Connect App

FM Radio



Save Station*

1 tap Within 20 sec.



Installation Guide

Communication Device Installation

Glue the Device to the left side of the helmet



1 With the alcohol pad, clean the left side of the helmet where you will place the adhesive plate



2 On the adhesive plate, remove the release liner from the adhesive tape and carefully put the plate in position, then press the adhesive plate firmly to form a good bond along the plate



3 Slide the cradle onto the plate until it clicks




4 Attach the communication device to the cradle, and click it in



Headset Installation

Install the headset into the helmet



1 Remove any existing stickers in the helmet inner back side

Inner Helmet View

Image 1 - Front



2 Use the Alcohol Pad to clean the inner back side



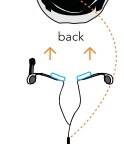
3 Use the Large or Mid-size adhesive sticky tape strips, as may better fit your helmet size. Glue the tape strips to the back side of the helmet (see Image 1)

Adhesive sticky tape strips

Image 2 - Front



4 Insert the headset between the helmet inner fit pad and the helmet body



5 Attach the headset sticky strap to the tape strips and adjust so the speakers position will fit just about the center of your ears (see Image 2)

6 Use the small adhesive sticky tape strips to hold the speakers' wires in place inside the helmet

7 Plug the headset 3.5m jack into the communication device socket

Final Headset Position



TERRANO™
SPORT & OUTDOOR TECHNOLOGY IN MOTION

Terrano Connect App

- For easy configuration
- Remote control operation
- On-the-go setting customization





Important Information Safety, Compliance and Warranty

Terrano XT™



FCC Federal Communications Commission (FCC) Statement 15.21

You are cautioned that changes or modifications not expressly approved by the part responsible for compliance could void the user's authority to operate the equipment.
15.105 (b)

This equipment has been tested and found to comply with the limits for a Class B digital device, pursuant to part 15 of the FCC rules. These limits are designed to provide reasonable protection against harmful interference in a residential installation. This equipment generates, uses and can radiate radio frequency energy and, if not installed and used in accordance with the instructions, may cause harmful interference to radio communications.

However, there is no guarantee that interference will not occur in a particular installation. If this equipment does cause harmful interference to radio or television reception, which can be determined by turning the equipment off and on, the user is encouraged to try to correct the interference by one or more of the following measures:

Reorient or relocate the receiving antenna.
Increase the separation between the equipment and receiver.
Connect the equipment into an outlet on a circuit different from that to which the receiver is connected.

Consult the dealer or an experienced radio/TV technician for help.
This device complies with part 15 of the FCC Rules. Operation is subject to the following two conditions: (1) This device may not cause harmful interference, and (2) this device must accept any interference received, including interference that may cause undesired operation.

FCC RF Radiation Exposure Statement:

This equipment complies with FCC/IC radiation exposure limits set forth for an uncontrolled environment. End users must follow the specific operating instructions for satisfying RF exposure compliance. The antenna used for this transmitter must not transmit simultaneously with any other antenna or transmitter, except in accordance with FCC/IC multi-transmitter product procedures.

Instructions concerning human exposure to radio frequency electromagnetic fields, a distance of at least 3 cm. between the equipment and all persons should be maintained during the operation of the equipment.
Industry Canada (IC) FVIN: V1.0.0

This device complies with Industry Canada licence-exempt RSS standard(s). Operation is subject to the following two conditions:
1. this device may not cause interference and

2. this device must accept any interference, including interference that may cause undesired operation of the device.

IC RF Radiation Exposure Statement:

This equipment complies with the RSS-102 exemption from routine

RF exposure evaluation for use in an uncontrolled environment.

Cet appareil est conforme avec Industrie Canada RSS standard exempts de licence(s). Son utilisation est soumise aux deux conditions suivantes:

(1) cet appareil ne peut pas provoquer d'interférences et

(2) cet appareil doit accepter toute interférence, y compris les interférences qui peuvent provoquer un fonctionnement indésirable du dispositif.

Déclaration d'exposition aux radiations: Cet équipement est conforme avec le RSS-102 exemption d'exposition aux rayonnements IC établies pour un environnement non contrôlé. Une distance d'au moins 3 cm. entre l'équipement et toutes les personnes devraient être maintenues pendant le fonctionnement de l'équipement

European CE Notice

Your Terrano product (the "Product") is in conformity with the following essential requirements of Council Directive 2014/53/EU: Articles 3.1a, 3.1.b and 3.2. The Product is manufactured in accordance with Annex II of the above directive.
For The complete EU Declaration of Conformity please refer to the Terrano Systems website: www.Terranosystems.com
Operating temperature: The Product is designed to work in temperatures between -20°C and 55°C (-4°F and 131°F).
Charging temperature: Battery charging temperature limits: 0°C - 40°C (32°F-104°F)
AC/DC Adapters: When charging from a wall outlet, make sure that the plug-in AC/DC adapter meets the following criteria:
Input: 100-240 V, 50/60 Hz, 0.2 A maximum Output: 5 V DC, 1 A maximum.

Declaration of Conformity (DOC)

The Product is compliant with and adopts the Bluetooth. Specification 4.1 and has successfully passed all interoperability tests that are specified in the Bluetooth. specification. However, interoperability between the device and other Bluetooth.-enabled products is not guaranteed.

Copyright

The contents of the User Guide, including all text, illustrations and drawings are the exclusive intellectual property of Terrano Systems, Inc. (the "Company") and are protected by copyright laws. They are not in the public domain. Any partial or total reproduction, translation and or dissemination, without the prior written authorization by the Company are strictly prohibited. Any rights not expressly granted herein are reserved.



© 2018 Terrano, Ltd.
All rights reserved. Terrano, the Terrano logo and other Terrano marks are owned by Terrano and may be registered. All other trademarks are the property of their respective owners. Terrano, Ltd. assumes no responsibility for any errors that may appear in this document. Information contained herein is subject to change without notice.



if it is adequately shielded from interference caused by external RF energy. Your physician may be able to assist you in obtaining this information.

LIMITED WARRANTY

Subject to the applicable laws and regulations in your jurisdiction, your Product is covered by a Two-Year Limited product warranty from the date of original purchase. Please retain and submit the retail sales receipt and your registration data for proof of purchase.

In no event shall Terrano be liable for any incidental, special, indirect, punitive, exemplary or consequential damages, whether resulting from the use, misuse, or inability to use this product or from defects in the product, or for any damages whatsoever resulting from the use of the product, whether based on breach of contract, tort (including negligence), product liability or otherwise even if advised of the possibility of such damages. You acknowledge and agree that the limitations set forth above are fundamental elements of this agreement to which you consent and without which the product would not be provided to you absent such limitations. Terrano retains the exclusive right to repair or replace (with a new or newly-refurbished replacement Product) the device or software or give a refund of the purchase price at its sole discretion. SUCH REMEDY SHALL BE YOUR SOLE AND EXCLUSIVE REMEDY FOR ANY BREACH OF WARRANTY. Subject to the aforementioned, Terrano hereby represents that this Product is warranted to be free from defects in materials or workmanship. Within the subject period, Terrano will, at its sole option, repair or replace any components that fail in normal use. Such repairs or replacements will be made at no charge to the customer for parts or labor, provided that the customer shall be responsible for any shipping cost and applicable fees to any official authorities. This warranty does not cover failures due to abuse, misuse, accident, loss or unauthorized alteration or repairs.

This Product is intended to be used only as a communication and entertainment device and should not be employed in any location or jurisdiction where its use is prohibited. The warranties and remedies contained herein are exclusive and in lieu of all other warranties express, implied or statutory, including any liability arising under any warranty of merchantability or fitness for a particular purpose, statutory or otherwise that Terrano specifically disclaims. This warranty gives you specific legal rights which may vary from jurisdiction to jurisdiction. Terrano makes no other warranties express or implied beyond those stated specifically herein. This warranty is extended by Terrano solely to the original purchaser and is not assignable or transferable to others. Terrano assumes no obligation or liability for additions or modifications to this warranty unless made in writing and signed by an officer of the company.

Batteries are warranted only if the battery capacity falls below 50% of rated capacity or if the battery develops leakage. Do not

store your Product without charging it from time to time for periods in excess of six months, as this may cause irreversible damage to the capacity of your battery. Your warranty will not cover such events.

This warranty also becomes void if: a) Any of the seals on the case or battery are broken or Product or battery show signs of tampering, b) the battery is used in equipment other than the equipment for which it was intended. c) the Product is used in contravention of its intended purpose. d) the Product was purchased from online auctions Terrano assumes no responsibility resulting from the use of non-Terrano components, accessories or devices in conjunction with its Products.

Caution: Do not tamper with batteries as there are risk of explosion if battery is replaced by an incorrect type. Not covered by the warranty:

1. Defects or damage resulting from the use of this Product in other than its normal and customary manner.
2. Defects or damage from misuse, accident or neglect.
3. Defects caused by improper operation, maintenance, installation, adjustment or modification of any kind (incl. long-term storage without periodic charging of the battery)
4. Products opened, disassembled or repaired by non-authorized parties.
5. Defects or damage due to exposure to excessive temperatures, adverse weather conditions, external impacts or spills of food or liquid.
6. All plastic surfaces and all other externally exposed parts that are scratched or damaged after purchase.

Disclaimer of Warranty

The device and its accessories are provided “as is” and “as available” without warranty of any kind beyond those assumed in the enclosed manual.

Warranty Service

To obtain warranty service, please present the Product, along with your registration number, bill of sale (receipt) at any authorized Service Center or at the store from which you have purchased the Product. To obtain warranty service, contact Terrano’s product support and obtain an RMA tracking number, or contact your local Terrano authorized dealer. Ship securely with a copy of the original sales receipt which is required as proof of purchase for warranty repairs. The RMA tracking number should be written on the outside of the package. Send the Product freight charges prepaid, to the Terrano address as directed by Terrano.

Online Auction Purchases: Online auction confirmations are not accepted for warranty verification. To obtain warranty service, an original or copy of the sales receipt from the original retailer is required. Terrano will not replace missing components from online auction sites.

WARNING:

You are hereby notified that your complete and undivided attention is required when using a communication device (the “Product”) while riding.

Failure to avoid potentially hazardous situations could result in accident resulting in serious injury or death. Terrano advises you to take all necessary precautions and remain alert to the traffic, weather and all road conditions. Do not perform pairing, linking or any complex operations while riding. All publications are intended to address technical capabilities and should not be construed as encouraging the operation of Terrano’s Products in any manner that is unsafe or prohibited by law. Exercise all due caution while using this Product and obey all applicable traffic laws. Always ride and use the Product in a safe manner and do not become distracted by the Product while riding. Do not operate the Product if it becomes unsafe to do so.

In some regions or states, the use of mobile communications systems is prohibited or restricted. Check all local, state and federal laws and regulations (the “Laws”) that apply to your region before using the Product and be mindful that compliance with all Laws is the user’s responsibility. Use the Product in motion only where and in the manner that such devices are permitted by applicable Law. No part of the body should come in contact with the antenna during operation of the equipment. Use Product only where safe, and avoid usage at gas stations, fuel depots or around explosives. Use with hearing aids and medical devices only after consulting a physician or specialist. Make sure to install and mount the Product in a stable manner.

Health Warnings:

Hearing Loss: Audio devices can cause hearing loss. Employ care and avoid exposure to excessive volume levels that may damage or impair hearing or lead to hearing loss. Permanent hearing loss may occur if Products are used at high volume for prolonged periods.. RF Signals: Most electronic equipment is shielded from RF signals. However, certain electronic equipment may not be shielded against the RF signals emanating from your wireless equipment.

Pacemakers: The Health Industry Manufacturers Association recommends that a minimum separation of about six inches (or 16 cm) to be maintained between a mobile phone or wireless device and a pacemaker to avoid potential interference with the pacemaker. Be sure not to interfere with the functionality of personal medical devices.

Hearing Aids: Some devices may interfere with certain hearing aids. In the event of such interference, you should consult your hearing aid manufacturer to discuss alternatives.

Other Medical Devices: If you use any other personal medical device, consult the manufacturer of your device and/ or your physician to determine

WAIVER AND GENERAL RELEASE

By using the Product, you will waive substantial legal rights including the right to sue. Please read the following carefully before using the Product.

By using the Product, you are irrevocably releasing, indemnifying from any liability, loss, claim and expense (including attorneys fees) and holding Terrano harmless for any bodily injuries, harm or death as well as losses or damages in goods, to any vehicles including your own, or to any property or asset that belong to you or to third parties, any of which may result from using the Product under any circumstances or conditions and irrespective of jurisdiction.

1. You, your heirs, legal representatives, successors or assigns, hereby voluntarily and forever release, discharge, indemnify and hold harmless Terrano from any and all litigation, claims, debts, demands, actions and liability which may arise, directly or indirectly, from using the Product for any distress, pain, suffering, discomfort, loss, injury, death, damages to or in respect to any person or property however caused, WHETHER ARISING FROM THE NEGLIGENCE OR OTHERWISE, and which may hereafter accrue to you on some future date as a result of said use, to the fullest extent permitted by law.
2. You fully understand and assume the risks in using the Product, including risk of negligent acts or omissions by others. All risks for operating the Product are assumed solely by the user of the Product.
3. You confirm that you are physically capable to use the Product and that you have no medical conditions or needs that may infringe upon your abilities to do so in a safe manner. You further confirm that you will not consume any alcohol that may affect your alertness or any mind-altering substance, and will not carry, use or consume these substances before or during the use of the Product.
4. You fully acknowledge our warnings and understand that:
 - a) risks exist in using the Product while in traffic, including but not limited to injury or illness, strains, fractures, partial and/or total paralysis, death
 - or other ailments that could cause serious disability;
 - b) these risks may be caused by the negligence of the manufacturers or its agents or any third party involved in the Product;
 - c) these risks and dangers may arise from foreseeable or unforeseeable causes.You hereby assume all risks and dangers and all responsibility for any losses and/or damages, whether caused in whole or in part by the negligence or other conduct of others, including Terrano.
5. By using the Product, you confirm that you have read this release of liability and fully understand and accept its terms and conditions