

Safety Manual





Carestream Health, Inc.
150 Verona Street
Rochester, New York 14608

© Carestream Health, Inc., 2011

Pub No. 9G3888_en

Rev. A



Table of Contents

Safety and Related Information

Safety, Warnings, and Cautions	1-1
Safety Labels	1-4
Safety and Health Compliance	1-8
Safety	1-8
EMC	1-9
EU Directives	1-14
CE Marking	1-14
Please Note	1-15
Imager Specifications	1-15
Publication History	1-15

Safety and Related Information

Safety, Warnings, and Cautions

Please read and understand all instructions before using this product.



RISK OF ELECTRIC SHOCK:

This equipment is operated with hazardous voltage which can shock, burn, or cause death.

- Remove wall plug before servicing equipment. Never pull on cord to remove from outlet. Grasp plug and pull to disconnect. Do not attempt to service or repair the laser imager yourself to avoid exposure to dangerous voltage, laser beam, or other danger. Always call an authorized service provider for any service or repair.
- Do not operate equipment with a damaged power cord.
- Do not use an extension cord to power this equipment.
- Do not operate equipment with any of the safety interlocks overridden.
- Position the power cord so it will not be tripped over or pulled.
- Connect this equipment to a grounded wall outlet.
- A power cord is provided with this equipment. All countries must use an Agency-approved power cord with plug type suitable for the country of use. Contact a qualified dealer for help.

DANGER: THIS EQUIPMENT CONTAINS MOVING PARTS THAT MAY BE ACCESSIBLE TO THE USER. LOOSE CLOTHING, JEWELRY OR LONG HAIR MAY CAUSE PERSONAL INJURY OR DAMAGE TO THE EQUIPMENT.

- Do not operate equipment with the covers open.

DANGER: THIS EQUIPMENT IS NOT CONTAINED IN A SEALED CABINET. DO NOT USE THIS EQUIPMENT IN LOCATIONS WHERE IT CAN COME IN CONTACT WITH LIQUIDS, INCLUDING BODY FLUIDS.



CAUTION:

Do not use a cell phone within 2 m of a laser imager. This proximity includes any imager behind a wall adjacent to your location.

 **CAUTION:**

Do not use a microwave oven within 4 m of a laser imager. Electromagnetic radiation from a microwave oven is only an issue if after the oven door is closed and latched, the seal does not maintain an electromagnetic tight fit between the oven door and oven main housing. Determining if the seal has an electromagnetic tight fit requires special detection equipment.

 **CAUTION:**

Do not use in the presence of flammable anesthetics, oxygen, or nitrous oxide. This equipment does not have a gas-sealed electronics enclosure and could ignite any flammable or explosive gases present in its environment.

 **CAUTION:**

This equipment uses a DICOM network port, and is intended to connect to other medical devices. It is not intended to be connected directly outside the building. Only qualified personnel may provide installation and service.

 **CAUTION:**

This device should not be used in close contact with MRI devices, due to possible very high magnetic fields near an MRI unit. The magnetic field in the area where this equipment is installed must be less than 50 G.

 **CAUTION:**

Do not substitute or modify any part of this equipment.

 **CAUTION:**

Federal law prohibits dispensing without a prescription.

 **CAUTION:**

This equipment has been tested and found to comply with the limits for a Class A digital device, pursuant to part 15 of the FCC Rules. These limits are designed to provide reasonable protection against harmful interference when the equipment is operated in a commercial environment. This equipment generates, uses, and can radiate radio frequency energy and, if not installed and used in accordance with the User Guide and other User Documentation, may cause harmful interference to radio communications. Operation of this equipment in a residential area is likely to cause harmful interference in which case the user will be required to correct the interference at his own expense.



CAUTION:

Changes or modifications not expressly approved by the party responsible for compliance could void the user's authority to operate the equipment.



CAUTION:

Do not use isopropyl alcohol to clean the exterior surfaces of the laser imager.



CAUTION:

In the U.S., exhausted filters are considered to be non-hazardous waste according to the US Environmental Protection Agency Resource Conservation Recovery Act (RCRA). Municipality owned and licensed solid waste management facilities are an appropriate disposal option. Contact your local or state solid waste authorities to determine if additional disposal requirements apply. In other regions, contact local or regional solid waste authorities for proper disposal guidance.



CAUTION:

Lithium batteries should only be replaced by an authorized service provider. The laser imager uses a lithium battery to power the clock and calendar circuitry. **THERE IS A DANGER OF EXPLOSION IF THE BATTERY IS REPLACED INCORRECTLY.** The battery must be replaced only with the same or equivalent type. The U.S. EPA's RCRA does not regulate disposal of this lithium battery. Users should discard spent batteries in municipal trash unless their community offers a battery collection program. In other regions, contact local or regional solid waste authorities for proper disposal guidance.



LASER WARNING:






The equipment uses an invisible laser beam with a maximum power of 120 milliwatts. Laser radiation may be present when the machine operates without the rear cover installed. Covers with this label may only be removed by an Authorized Service Provider. USE OF CONTROLS OR ADJUSTMENTS, OR PERFORMANCE OF PROCEDURES OTHER THAN THOSE SPECIFIED HEREIN, MAY RESULT IN EYE DAMAGE.

Safety Labels

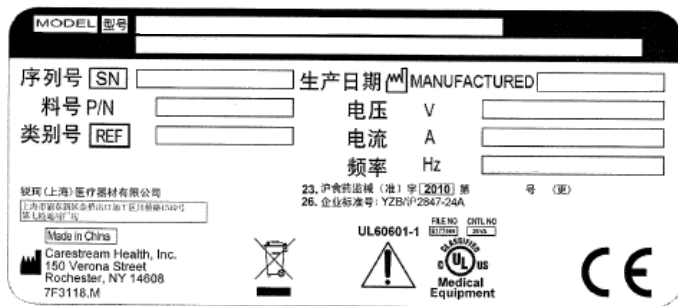
Safety labels are attached to the laser imager in compliance with international standards.

English Text on Labels

Some names on the labels are shortened and left in English. Below is a key to understand the meanings of the shortened words on the labels:

Symbol on label	Definition
	Model Number
	Serial Number
	CAT Number
	Manufactured Date
	Manufactured By

Labels



This label shows the serial number and model number of the laser imager along with other important data items. (The label shown above is an example serial plate label.)



1



2

Laser Radiation Warning Labels

- 1 **Class 3B invisible laser radiation.** This label states: “When open and interlocks defeated, avoid exposure to the beam.”
- 2 **Hazard symbol**

Laser Specifications

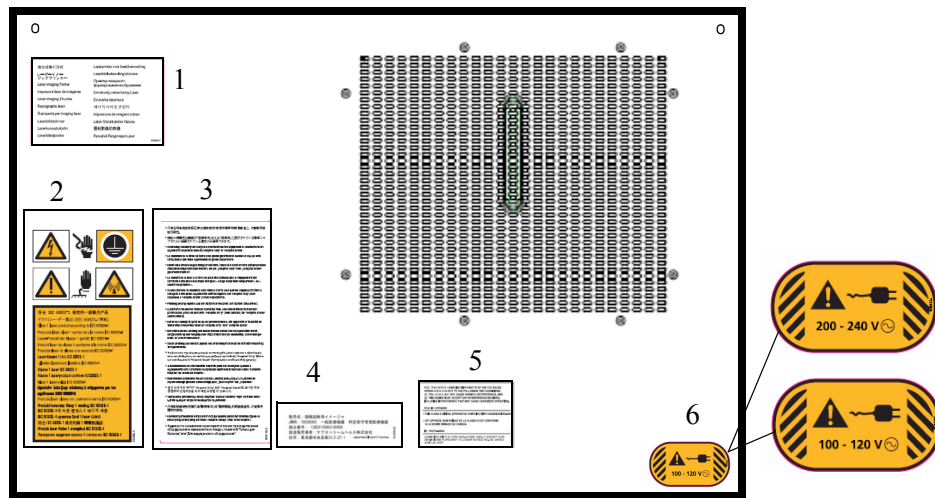
Type	Scanning (moving) laser beam emitting from a diode
Wavelength	810 +/- 10 nanometers
Maximum power	120 milliwatts
Beam divergence from Laser Diode	Minimum: 5 degrees, maximum: 32 degrees



High Voltage Warning Label

This warning label indicates that high voltage is present under panels or enclosures where labels are attached. These panels may only be removed by an Authorized Service Provider.

Laser Imager Back Panel



Agency Statements

- 1 **Product Label.** This label states that the imager is a Laser Imaging Printer.
- 2 **Agency Symbols and Class 1 Laser Safety.**

High voltage. Indicates that high voltage is present under panels where the label is attached. Only an Authorized Service Provider should attempt access.

Static Sensitive Equipment. Identifies static-sensitive components. Connect a personal grounding strap to the appropriate ground before servicing this laser imager. These panels may only be removed by an Authorized Service Provider.

Radio Frequency Energy. Indicates that the laser imager can radiate radio frequency energy. If not installed and used in accordance with the instructions, the laser imager may cause harmful interference to radio communications.

Class 1 Laser. Indicates that the laser imager complies with IEC requirements for Class 1 Laser systems.
- 3 **Grounding Reliability.** This label states that grounding reliability can only be achieved when the equipment is connected to an equivalent receptacle marked “Hospital Only” or “Hospital Grade.”
- 4 **Japanese Import License**
- 5 **FCC Compliance.** Provides FCC ID and Industry Canada; describes compliance.

NOTE: This label is not applicable for the 5700C Laser Imager.
- 6 **Power Cord Inlet.** Covers the power cord inlet when shipped from manufacturing. Shows the voltage at which the laser imager must be operated. The label is removed or moved during installation.



Hot Surface Labels

This label indicates that you must use care where the label is installed to avoid possible burns.

Safety and Health Compliance

This equipment has been tested for and complies with the following Safety and Emissions Standards. Certificates of Compliance and Declarations of Conformity have been issued as shown below.

Safety

United States

FDA 21CFR 807 Subpart E - Premarket Notification Procedures.

21 CFR 1040.10 Class I
Code of Federal Regulations Title 21 Food and Drugs
Chapter I Food and Drug Administration, Department of Health and Human Services
Volume 8 - Parts 800 to 1299
Subchapter J - Radiology Health
Part 1040 - Performance Standards for Light Emitting Products
Section 10 - Laser Products

UL 60601-1: Medical electrical equipment - Part 1: General requirements for safety.

IEC 60825-1 Ed. 2 (2007): Safety of laser products - Part 1: Equipment classification, requirements and user's guide.

Canada

CAN/CSA - C22.2 NO 60601-1 Ed. 2 - Medical electrical equipment - Part 1: General requirements for safety.

IEC 60825-1 Ed. 2 (2007): Safety of laser products - Part 1: Equipment classification, requirements and user's guide.

Europe

EN60601-1 Ed. 2 - Medical electrical equipment - Part 1: General requirements for safety.

EN60825-1 Ed. 2 (2007): Safety of laser products - Part 1: Equipment classification, requirements and user's guide.

Rest of World

IEC 60601-1 Ed. 2 - Medical electrical equipment - Part 1: General requirements for safety.

IEC 60825-1 Ed. 2 (2007): Safety of laser products - Part 1: Equipment classification, requirements and user's guide.

EMC

United States

FCC Rules and Regulations, Title 47, Part 15, Subpart B, Class A: Radio Frequency Devices: Unintentional Radiators.

This equipment has been tested and been found to comply with the limits for a Class A digital device pursuant to part 15 of the FCC rules. Those limits are designed to provide reasonable protection against harmful interference in a residential installation.

FCC Rules and Regulations, Title 47, Part 15, Subpart C, Radio Frequency Devices: Intentional Radiators. "FCC ID: U725700"

Canada

CAN/CSA-C22.2 NO. 60601-1-2-08 Medical Electric Equipment - Part 1-2: General requirements for safety - Collateral standard: Electromagnetic compatibility - Requirements and Tests.

Intentional Radiation "IC: 7027A-5700"

This Class A digital apparatus complies with Canadian ICES-003.

CET APPAREIL NUM ENRIQUE DE CLASSE A EST CONFORME A LA NORME NMB-003 DU CANADA.

This Class A digital apparatus meets all requirements of the Canadian Interference-Causing Equipment Regulations.

Europe

EN60601-1-2: Medical Electrical Equipment - Part 1-2: General requirements for safety - Collateral standard: Electromagnetic compatibility - Requirements and Tests.

Rest of World

IEC 60601-1-2: Medical Electrical Equipment - Part 1-2: General requirements for safety - Collateral standard: Electromagnetic compatibility - Requirements and Tests.


Europe and the Rest of World

Guidance and Manufacturer’s Declaration for Electromagnetic Emissions

The Laser Imaging System is intended for use in the electromagnetic environment specified below. The customer or user of the Laser Imager should ensure that it is used in such an environment.

Emissions Test	Compliance	Electromagnetic Environment - Guidance
RF emissions: • EN55011 • CISPR 11	Group 1	The Laser Imager uses RF energy only for its internal function. Therefore, its RF emissions are very low and are not likely to cause any interference in nearby electronic equipment.
RF emissions: • EN55011 • CISPR 11	Class A	The Laser Imager is suitable for use in all establishments other than domestic and those directly connected to the public low-voltage power supply network that supplies buildings used for domestic purposes.
Harmonics emissions: • EN61000-3-2 • IEC 61000-3-2	Class A	The Laser Imager is suitable for use everywhere, including those establishments directly connected to the public low-voltage power supply network that supplies buildings used for domestic purposes.
Voltage fluctuations and flicker emissions: • EN61000-3-3 • IEC 61000-3-3	Complies	The Laser Imager is suitable for use everywhere, including those establishments directly connected to the public low-voltage power supply network that supplies buildings used for domestic purposes.

Guidance and Manufacturer's Declaration for Electromagnetic Immunity			
The Laser Imager is intended for use in the electromagnetic environment specified below. The customer or user of the Laser Imager should ensure that it is used in such an environment.			
Immunity Test	IEC 60601 Test Level	Compliance Level	Electromagnetic Environment - Guidance
Electrostatic discharge (ESD): <ul style="list-style-type: none"> • EN61000-4-2 • IEC 61000-4-2 	6 kV contact 8 kV air	6 kV contact 8 kV air	Floors should be wood, concrete, or ceramic tile. If floors are covered with synthetic material, the relative humidity should be at least 30%.
Electrical fast transient/burst: <ul style="list-style-type: none"> • EN61000-4-4 • IEC 61000-4-4 	2 kV for power supply lines 1 kV for input/output lines	2 kV for power supply lines 1 kV for input/output lines	Mains power quality should be that of a typical commercial or hospital environment.
Surge: <ul style="list-style-type: none"> • EN61000-4-5 • IEC 61000-4-5 	1 kV differential mode 2 kV common mode	1 kV differential mode 2 kV common mode	Mains power quality should be that of a typical commercial or hospital environment.
Voltage dips, short interruptions and voltage variations on power supply lines: <ul style="list-style-type: none"> • EN61000-4-11 • IEC 61000-4-11 	<5% U * (>95% dip in U t*) for 0.5 cycle 40% U * (60% dip in U *) for 5 cycles 70% U * (30% dip in U *) for 25 cycles <5% U * (>95% dip in U *) for 5 sec.	<5% U * (>95% dip in U *) for 0.5 cycle 40% U * (60% dip in U *) for 5 cycles 70% U * (30% dip in U *) for 25 cycles <5% U * (>95% dip in U *) for 5 sec.	Mains power quality should be that of a typical commercial or hospital environment. If the user of the Laser Imager requires continued operation during power mains interruptions, it is recommended that the Laser Imager be powered from an uninterruptible power supply or a battery.
Power frequency (50/60 Hz) magnetic field: <ul style="list-style-type: none"> • EN61000-4-8 • IEC 61000-4-8 	3 A/m	3 A/m	Mains power quality should be that of a typical commercial or hospital environment.
* U is the a.c. mains voltage prior to application of the test level.			

Guidance and Manufacturer's Declaration for Electromagnetic Immunity			
The Laser Imager is intended for use in the electromagnetic environment specified below. The customer or user of the Laser Imager should ensure that it is used in such an environment.			
Immunity Test	IEC 60601 Test Level	Compliance Level	Electromagnetic Environment - Guidance
<p>Conducted RF IEC 61000-4-6</p> <p>Radiated RF IEC 61000-4-3</p>	<p>3 Vrms 150 kHz–80 MHz</p> <p>3 v/m 80 MHz–2.5 GHz</p>	<p>3 Vrms</p> <p>3 v/m</p>	<p>Portable and mobile RF communications equipment should be used no closer to any part of the Laser Imager, including cables, than the recommended separation distance calculated from the equation applicable to the frequency of the transmitter.</p> $d = 1.17\sqrt{P}$ <p>$d = 1.17\sqrt{P}$ 80 MHz–800 MHz $d = 2.33\sqrt{P}$ 800 MHz–2.5 GHz</p> <p>d is the recommended separation distance in meters (m).</p> <p>P is the maximum output rating of the transmitter in watts (W) according to the transmitter manufacturer.</p> <p>Field strengths from fixed RF transmitters, as determined by an electromagnetic site survey^a, should be less than the compliance level in each frequency range^b.</p> <p>Interference may occur in the vicinity of equipment marked with the following symbol:</p> <div style="text-align: center;">  </div>
<p>NOTE:</p> <ul style="list-style-type: none"> • At 80 MHz and 800 MHz, the higher frequency range applies. • These guidelines may not apply in all situations. Electromagnetic propagation is affected by absorption and reflection from structures, objects, and people. <p>^aSee NOTE 1 on the top of the next page. ^bSee NOTE 2 on the top of the next page.</p>			

Guidance and Manufacturer's Declaration for Electromagnetic Immunity

Note 1	Field strengths from fixed transmitters, such as base station for radio (cellular/cordless) telephones and land mobile radios, amateur radio, AM and FM radio broadcast, and TV broadcast cannot be predicted theoretically with accuracy. To assess the electromagnetic environment due to fixed RF transmitters, an electromagnetic site survey should be considered. If the measured field strength in the location in which the Laser Imager is used exceeds the applicable RF compliance level above, the Laser Imager should be observed to verify normal operation. If abnormal performance is observed, additional measures may be necessary, such as reorienting or relocating the Laser Imager.
Note 2	Over the frequency range 150 kHz–80 MHz, field strengths should be less than 3 v/m.

Recommended separation distance between portable and mobile RF communications equipment and the Laser Imager

The Laser Imager is intended for use in an electromagnetic environment in which radiated RF disturbances are controlled. The customer or the user of the Laser Imager can help prevent electromagnetic interference by maintaining a minimum distance between portable and mobile RF communication equipment (transmitters) and the Laser Imager as recommended below, according to the maximum output of the communications equipment.

Rated maximum output power of transmitter (<i>P</i>) in Watts (W)	Separation distance (<i>d</i>) according to frequency of transmitter in meters (m)		
	150 kHz–80 MHz $d = 1.17\sqrt{P}$	80 MHz–800 MHz $d = 1.17\sqrt{P}$	800 MHz–2.5 GHz $d = 2.33\sqrt{P}$
0.01			
0.1			
1			
10			
100			


For transmitters rated at a maximum output power not listed above, the recommended separation distance *d* in meters (m) can be estimated using the equation applicable to the frequency of the transmitter, where *P* is the maximum output power rating of the transmitter in watts (W) according to the transmitter manufacturer.

NOTE 1: At 80 MHz and 800 MHz, the separation distance for the higher frequency range applies.

NOTE 2: These guidelines may not apply in all situations. Electromagnetic propagation is affected by absorption and reflection from structures, objects, and people.

EU Directives

93/42/EEC Title: Council Directive Concerning Medical Devices.
1999/5/CE Title: Council Directive Concerning Radio Equipment and Telecommunications Terminal Equipment.




Recycling Label

In the European Union, this symbol indicates that when the last user wishes to discard this product, it must be sent to the appropriate facilities for recovery and recycling. Contact your local authorized representative for additional information.

CE Marking

Documents concerning the conformance of this product to Council Directive 93/42/EEC of 14 June 1993 concerning Medical Devices can be obtained from the Carestream Health, Inc. European Representative at:



Carestream Health France
1, rue Galilée
93192 NOISY-LE-GRAND CEDEX
France

Please Note

The information contained herein is based on the experience and knowledge relating to the subject matter gained by the manufacturer prior to publication. No patent license is granted by this information. The manufacturer reserves the right to change this information without notice and makes no warranty, express or implied, with respect to this information. The manufacturer shall not be liable for any loss or damage, including consequential or special damages, resulting from the use of this information, even if loss or damage is caused by the manufacturer's negligence or other fault.

Specifications

See the User's Guide.

Publication History

Revision	Date	Reason for Change
A	2011-03-17	First release

