

**KODAK RVG 6500 System and
KODAK RVG 6500 IPS System**

**Safety, Regulatory & Technical
Specification User Guide**

Notice

The Regulatory Information & Technical Specifications User Guide for the KODAK RVG 6500 System and KODAK RVG 6500 IPS System includes information on the safety instructions, regulatory information and the technical specifications of the device. We recommend that you thoroughly familiarize yourself with this Guide in order to make the most effective use of your system.

The information contained in this Guide may be subject to modification without notice, justification or notification to the persons concerned.

No part of this Guide may be reproduced without the express permission of Carestream Health, Inc.

U.S. Federal law restricts this device to sale by or on the order of a dentist or physician.

This document is originally written in English.

Manual Name: *KODAK RVG 6500 System and KODAK RVG 6500 IPS System Safety, Regulatory and Technical Specifications User Guide*

Part Number: SM737

Revision Number: 02

Print Date: 06/2010

The Brand names and logos reproduced in this Guide are copyright KODAK is a trademark of KODAK used under Licence. KODAK RVG 6500 System, complies with Directive 93/42/CEE relating to medical equipment.



0086

Manufacturer



Carestream Health, Inc.
150 Verona Street
Rochester NY 14 608

Authorized Representative in the European Community



TROPHY

4, Rue F. Pelloutier, Croissy-Beaubourg
77435 Marne la Vallée Cedex 2, France

Contents

Chapter 1	Indications for Use	1
Safety Information	Conventions in this Guide	1
	Warning and Safety Instructions	2
	Hygiene and Disinfection	5
	Marking and Labeling Symbols	6
	Label Locations	7
	KODAK RVG 6500 With or Without IPS System Battery Specification	8
Chapter 2	General Regulatory Information	9
Regulatory	Compliance with International Regulations	16
Information	FCC Requirements for USA	16
	IC Requirements for Canada.	17
	Declaration of Conformity with the R-TTE Directives	18
Chapter 3	Factory	19
Technical	Manufacturer:	19
Specifications	Model.	19
	KODAK RVG 6500 With or Without IPS System Technical Specifications	19
	Minimum Computer System Requirement	21
	RFID Technical Specification	22
	WiFi Network Technical Specification	22
	KODAK RVG 6500 With or Without IPS System Environmental Requirements	23

1 Safety Information

Indications for Use

The KODAK RVG 6500 System, wireless digital intra-oral X-ray system, is intended to produce an image of the dental area at the direction of health care professionals of dento- maxillo-facial region of the human anatomy.

The KODAK RVG 6500 IPS System, in addition, provides the Intelligent Positioning System to enable the dentist prior to acquisition to correctly align the X-ray beam to the RVG sensor.

Conventions in this Guide

The KODAK RVG 6500 Systems is composed of the KODAK RVG 6500 System and the KODAK RVG 6500 Intelligent Positioning System (IPS) System.

The following special messages emphasize information or indicate potential risk to personnel or equipment.



WARNING: Warns you to avoid injury to yourself or others by following the safety instructions precisely.



Important: Alerts you to a condition that might cause problems.



Tip: Provides extra information and hints.



Note: Emphasizes important information.

Warning and Safety Instructions



WARNINGS

Device:

- Read and understand this Safety Information before using the KODAK RVG 6500 with or without IPS System.
- This device complies with FCC and Industry Canada RF radiation exposure limits set forth for general population (uncontrolled exposure). This device must be installed to provide a separation distance of at least 20cm from all persons and must not be collocated or operating in conjunction with any other antenna or transmitter.
- You are responsible for the operation and maintenance of this device. Only legally qualified persons can operate this device. When necessary, have a trained authorized service technician carry out inspection and maintenance operations.
- Install this device in an X-ray room that complies with current installation standards. From this location, you must be able to maintain visual or audio communication with the patient and be able to access the Acquisition interface module during exposure.
- **DO NOT** operate the device if there is the threat of an earthquake. Following an earthquake, ensure that the device is operating satisfactorily before using it again. Failure to observe this precaution may expose patients to hazards.
- X-ray equipment is hazardous to patients and the operator if you do not observe the exposure safety factors and operating instructions.
- **DO NOT** place objects within the field of operation of the device.
- Connect this equipment **ONLY** to a mains power supply with protective ground to avoid any risk of electric shock.
- To dispose of the device or its components, contact a service technician.
- No modification of this equipment is allowed.

- **DO NOT use this device in conjunction with oxygen-rich environments. This device is not intended for use with flammable anesthetics or flammable agents.**
- **Using accessories other than those specified in this document with the exception of those sold by Carestream Health may result in a lower level of security for the entire system.**

Computer:

- **DO NOT** place the computer and the peripheral equipment connected to it in the immediate vicinity of the patient in the unit. Leave at least 1.5 m distance between the patient and the unit. The computer and the peripheral equipment must conform to the IEC60950 standard.
- See your computer installation guide for details of the data processing system and screen. Leave a sufficient amount of clear space around the CPU to ensure that it is properly ventilated.
- To obtain maximum image quality and visual comfort, position the screen to avoid direct light reflections from internal or external lighting.
- The computer and its screen should ideally be situated in or close to the operating area, in the visual field of the practitioner when he is with the patient. The visual access of the acquired image for the patient encourages communication.
- The KODAK RVG 6500 systems must run on a computer with a keyboard.
- The KODAK RVG 6500 systems must run on a computer with a mouse equipped with a right and left button and a mouse wheel.

Control Box and IPS Battery:

- To assure proper operation, use only the KODAK RVG 6500 System battery.
- Keep the battery out of the reach of children.
- Do not leave the battery without surveillance it could be swallowed by a child or animal. In this case call urgently the doctor.
- Damaged or oxidized battery can burn the skin if in contact with the skin.
- Do not heat nor dispose of the battery in the fire. It can burst or release toxic chemicals.
- Do not short circuit the battery.
- Do not disassemble, apply excessive pressure or deform the battery.
- Avoid placing the battery in reverse polarity.
- Battery disposable method must be in accordance with local and state regulations.
- Remove the batteries if not used for a long period of time.










Hygiene and Disinfection



WARNINGS

- Never place the sensor and/or control box in an autoclave as this could result in serious damage to the sensor.
- Never immerse the RVG sensor control box in any solution.
- Disinfect the sensor head after each patient.
- Do not use chemical autoclave for the toothbrush holders and avoid direct contact with the metallic part of the autoclave.
- To prevent cross-contamination, use a new hygienic barrier for each new patient.

Marking and Labeling Symbols

	Type BF device symbol complying with the IEC 60601-1 standard
	<p>In the EEC, this symbol indicates: DO NOT discard this product in a trash receptacle; use an appropriate recovery and recycling facility.</p> <p>Contact your local sales representative for additional information on the collection and recovery programs available for this product</p>
	Warning: General warning sign
	The ON/OFF button
	General mandatory action sign
	Follow operating instructions sign
	Non-ionizing radiation
	Manufactured Date
	Manufacturer's address

Label Locations

The following Figures illustrate the label locations of the KODAK RVG 6500 Systems.

Figure 1 KODAK RVG 6500 Control Box Label


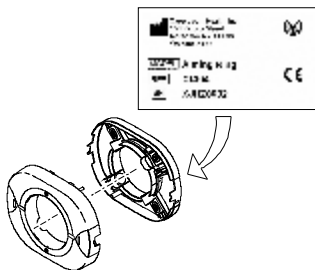


Figure 2 KODAK RVG 6500 Labels



Figure 3 KODAK RVG 6500 IPS Aiming Ring Label



KODAK RVG 6500 With or Without IPS System Battery Specification



Important: To assure proper operation, use only the KODAK RVG 6500 with or without IPS System battery.

The KODAK RVG 6500 with or without IPS System provides a medical battery charge. You can purchase additional battery separately (for battery replacement, see Chapter “**Maintenance**” section “**Replacing the RVG Battery**”).

- A battery is required for wireless use.
- Minimum battery life is 500 charge and discharge cycles where the cell capacity remains above 80% of initial capacity.
- New battery provides approximately 90 image acquisitions (3.0 hrs heavy usage).
- A battery charge state is indicated on the Acquisition Interface. The detector determines if the installed battery is not properly charging, and provides this battery status to the Acquisition Interface.

2 Regulatory Information

General Regulatory Information

Compliance with European and International Standards	
EN 60601-1 / IEC 60601-1	Medical Electrical Equipment, Part 1 : General requirements for basic safety and essential performance
EN 60601-1-2 / IEC 60601-1-2	Medical Electrical Equipment, Part 1-2 :General requirements for basic safety and essential performance - Collateral Standard : Electromagnetic Compatibility
EN 60601-1-3 / IEC 60601-1-3	Medical Electrical Equipment, Part 1-3 : General requirements for basic safety and essential performance - Collateral Standard : Radiation protection in diagnostic X-ray equipment
EN 60601-1-6 / IEC 60601-1-6	Medical Electrical Equipment, Part 1-6 : General requirements for basic safety and essential performance - Collateral Standard :Usability
EN ISO 14971	Medical devices - Application of risk management to medical devices
EN 980	Symbols for use in the labeling of medical devices
EN 1041	Information supplied by the manufacturer of medical devices
EN 62304/IEC 62304	Medical device software - Software life cycle processes
EN 10993-1	Biological evaluation of medical devices - Part 1 : Evaluation and testing
EN 300 328	Electromagnetic Compatibility and Radio Spectrum Matters

Compliance with European and International Standards

EN 302 291-2	Electromagnetic compatibility and Radio spectrum Matters (ERM); Short Range Devices (SRD); Close Range Inductive Data Communication equipment operating at 13,56 MHz; Part 2: Harmonized EN under article 3.2 of the R&TTE Directive
EN 301 489-1	Electromagnetic compatibility and Radio spectrum Matters (ERM); ElectroMagnetic Compatibility (EMC) standard for radio equipment and services; Part 1: Common technical requirement
EN 301 489-3	Electromagnetic compatibility and Radio spectrum Matters (ERM); ElectroMagnetic Compatibility (EMC) standard for radio equipment and services; Part 3: Specific conditions for Short-Range Devices (SRD) operating on frequencies between 9kHz to 40GHz
EN 301 489-17	ElectroMagnetic Compatibility and Radio Spectrum Matters (ERM); ElectroMagnetic Compatibility (EMC) Standard for Radio Equipment and Services; Part 17 : Specific Conditions for 2,4 GHz Wide band Transmission Systems and 5 GHz High Performance RLAN Equipment
EN 50364	Limitation of human exposure to electromagnetic fields from devices operating in the frequency range 0Hz to 300GHz, used in electronic article surveillance (EAS), radio frequency identification (RFID) and similar applications
EN 50371	Generic Standard to demonstrate the compliance of low power electronic and electrical apparatus with the basic restrictions related to human exposure to electromagnetic fields (10 MHz - 300 MHz). General Public

Classification in Accordance with EN/IEC 60601-1

Type of protection against electric shock Class 1 equipment

Degree of protection against electric shock Type BF

Classification in Accordance with EN/IEC 60601-1

Protection against harmful ingress of water Ordinary equipment

Operation mode Continuous operation

Flammable anesthetics Not suitable for use in presence of flammable anesthetics or a mixture of flammable anesthetics with air or oxygen or nitrous oxide

Conformity with EN/IEC 60601-1-3

Attenuation equivalent for the enclosure of the image receiver unit (at 100 kV) 0.2 mm eq. Al

- Medical electrical equipment requires special precautions regarding electromagnetic compatibility (EMC).
- KODAK RVG 6500 with or without IPS System must be installed and put into service according to the EMC information provided in this document.
- Communication Equipment: Portable and mobile Radio Frequency (RF) communications equipment can affect the Electromagnetic Compatibility of KODAK RVG 6500 with or without IPS System.
- KODAK RVG 6500 with or without IPS System may be interfered with other equipment even if that other equipment complies with CISPR emission requirements.

KODAK RVG 6500 With or Without IPS System Components

RVG sensor and the control box

Medical power supply Model: MW172KB0500F02

Mains outlet cable: 2.50 meter

WiFi access point WGR614

IPS aiming ring



- Use limitation: the use of accessories, cables, or transducers other than those specified in this document with the exception of cables, accessories or transducers sold by Carestream health as replacement parts of internal components, may result in increased emissions or decreased immunity of the KODAK RVG 6500 with or without IPS System.
- The KODAK RVG 6500 with or without IPS System should not be used adjacent to or stacked with other equipment. If adjacent or stacked use is necessary, the KODAK RVG 6500 with or without IPS System should be observed to verify normal operation in the configuration in which it will be used.

Guidance and Manufacturer's Declaration - Electromagnetic Emissions (IEC 60601-1-2)

The KODAK RVG 6500 with or without IPS System is intended for use in the electromagnetic environment specified below. The customer or the user of the KODAK RVG 6500 with or without IPS System should assure that it is used in such an environment.

Emissions Test	Compliance	Electromagnetic Environment - Guidance
RF emissions CISPR 11	Group 1	The KODAK RVG 6500 with or without IPS System is suitable for use in all establishments, including domestic establishments and those directly connected to the public low-voltage power supply network that supplies buildings used for domestic purposes.
RF emissions CISPR 11	Class B	
Harmonic emissions IEC 61000-3-2	Class A	
Voltage fluctuations/ flicker emissions IEC 61000-3-3	Complies	

Guidance and Manufacturer's Declaration - Electromagnetic Immunity


The KODAK RVG 6500 with or without IPS System is intended for use in the electromagnetic environment specified below. The customer or the user of the KODAK RVG 6500 with or without IPS System should assure that it is used in such an environment.

Immunity Test	IEC 60601 Test Level	Compliance	Electromagnetic Environment - Guidance
Electrostatic discharge (ESD) IEC 61000-4-2	±6 kV contact ±8 kV air	±6 kV contact ±8 kV air	Floors should be wood, concrete or ceramic tile. If floors are covered with synthetic material, the relative humidity should be at least 30%.
Electrical fast transient/burst IEC 61000-4-4	±2 kV for power supply lines ±1 kV for input/output lines	±2 kV for power supply lines ±1 kV for input/output lines	Mains power quality should be that of a typical commercial or hospital environment.
Surge IEC 61000-4-5	±1 kV line(s) to line(s) ±2 kV line(s) to earth	±1 kV line(s) to line(s) Not applicable	Mains power quality should be that of a typical commercial or hospital environment.
Voltage dips, short interruptions and voltage variations on power supply input lines IEC 61000-4-11	<5% UT (>95% dip in UT) for 0,5 cycle 40% UT (60% dip in UT) for 5 cycles 70% UT (30% dip in UT) for 25 cycles <5% UT (>95% dip in UT) for 5 sec	<5% UT (>95% dip in UT) for 0,5 cycle 40% UT (60% dip in UT) for 5 cycles 70% UT (30% dip in UT) for 25 cycles <5% UT (>95% dip in UT) for 5 sec	Mains power quality should be that of a typical commercial or hospital environment. If the user of the KODAK RVG 6500 with or without IPS System requires continued operation during power mains interruptions, it is recommended that the KODAK RVG 6500 with or without IPS System be powered from an uninterruptible power supply or a battery.
Power frequency (50/60 Hz) magnetic field IEC 61000-4-8	3 A/m	3 A/m	Power frequency magnetic fields should be at levels characteristic of a typical location in a typical commercial or hospital environment

NOTE: UT is the a.c. mains voltage prior to application of the test level.

**Guidance and Manufacturer's Declaration - Electromagnetic Immunity
(IEC 60601-1-2)**

The KODAK RVG 6500 with or without IPS System is intended for use in the electromagnetic environment specified below. The customer or the user of the KODAK RVG 6500 with or without IPS System should assure that it is used in such an environment.

Immunity Test	IEC 60601 Test Level	Compliance Level	Electromagnetic Environment - Guidance
<p>Conducted RF IEC 61000-4-6</p> <p>Radiated RF IEC 61000-4-3</p>	<p>3 Vrms 150 kHz to 80 MHz</p> <p>3 V/m 80 MHz to 2,5 GHz</p>	<p>[V1]= 3 V</p> <p>[E1]= 3 V/m</p>	<p>Portable and mobile RF communications equipment should be used no closer to any part of the KODAK RVG 6500 with or without IPS System, including cables, than the recommended separation distance calculated from the equation applicable to the frequency of the transmitter. Recommended separation distance</p> $d = \left[\frac{3,5}{V_1} \right] \sqrt{P}$ $d = \left[\frac{3,5}{E_1} \right] \sqrt{P} \quad 80 \text{ MHz to } 800 \text{ MHz}$ $d = \left[\frac{7}{E_1} \right] \sqrt{P} \quad 800 \text{ MHz to } 2,5 \text{ GHz}$ <p>where P is the maximum output power rating of the transmitter in watts (W) according to the transmitter manufacturer and d is the recommended separation distance in metres (m). Field strengths from fixed RF transmitters, as determined by an electromagnetic site survey should be less than the compliance level in each frequency range. Interference may occur in the vicinity of equipment marked with the following symbol:</p> 

NOTE 1: At 80 MHz and 800 MHz, the higher frequency range applies.

NOTE 2: These guidelines may not apply in all situations. Electromagnetic propagation is affected by absorption and reflection from structures, objects and people.

a Field strengths from fixed transmitters, such as base stations for radio (cellular/cordless) telephones and land mobile radios, amateur radio, AM and FM radio broadcast and TV broadcast cannot be predicted theoretically with accuracy. To assess the electromagnetic environment due to fixed RF transmitters, an electromagnetic site survey should be considered. If the measured field strength in the location in which the KODAK RVG 6500 with or without IPS System is used exceeds the applicable RF compliance level above, the KODAK RVG 6500 with or without IPS System should be observed to verify normal operation. If abnormal performance is observed, additional measures may be necessary, such as re-orienting or relocating the KODAK RVG 6500 with or without IPS System.

b Over the frequency range 150 kHz to 80 MHz, field strengths should be less than 3 V/m.

Recommended Separation Distances between Portable and Mobile RF Communications Equipment and the KODAK RVG 6500 System (IEC 60601-1-2)

The KODAK RVG 6500 with or without IPS System is intended for use in an electromagnetic environment in which radiated RF disturbances are controlled. The customer or the user of the KODAK RVG 6500 with or without IPS System can help prevent electromagnetic interference by maintaining a minimum distance between portable and mobile RF communications equipment (transmitters) and the KODAK RVG 6500 with or without IPS System as recommended below, according to the maximum output power of the communications equipment.

Rated Maximum Output Power of Transmitter W	Separation Distance According to Frequency of Transmitter		
	150 kHz to 80 MHz $d = \left[\frac{3,5}{V_1} \right] \sqrt{P}$	80 MHz to 800 MHz $d = \left[\frac{3,5}{E_1} \right] \sqrt{P}$	800 MHz to 2,5 GHz $d = \left[\frac{7}{E_1} \right] \sqrt{P}$
0.01	0.12	0.12	0.23
0.1	0.38	0.38	0.73
1	1.2	1.2	2.3
10	3.8	3.8	7.3
100	12	12	23

For transmitters rated at a maximum output power not listed above, the recommended separation distance d in metres (m) can be estimated using the equation applicable to the frequency of the transmitter, where P is the maximum output power rating of the transmitter in watts (W) according to the transmitter manufacturer.

NOTE 1: At 80 MHz and 800 MHz, the separation distance for the higher frequency range applies.

NOTE 2: These guidelines may not apply in all situations. Electromagnetic propagation is affected by absorption and reflection from structures, objects and people.



Note: The communication without breaking has been determined to be essential performance with regard to electromagnetic compatibility

Compliance with International Regulations

- The KODAK RVG 6500 with or without IPS System is an active device specifically intended for recording of X-ray diagnostic image. Medical Device directives 93/42/ European Economic Community (EEC), Class IIa follow the rule 16.
- Radio and Telecommunications Terminal Equipment directives 1999/5/EEC
- FCC rules part 15
- Medical Devices Regulations (Canada)

FCC Requirements for USA

KODAK RVG 6500 System and KODAK RVG 6500 IPS System WARNING TO USERS IN THE UNITED STATES

Federal Communication Commission Interference Statement 47 CFR Section 15.105(b)

This equipment has been tested and found compliant with the limits for a Class B digital device, pursuant to Part 15 of the FCC Rules. These limits are designed to provide reasonable protection against harmful interference in a residential installation. This equipment generates, uses and can radiate radio frequency energy and if not installed and used in accordance with the instructions, may cause harmful interference to radio communications. However, there is no guarantee that the interference will not occur in a particular installation. If this equipment does cause harmful interference to radio or television reception, which can be determined by turning the equipment off and on, the user is encouraged to try to correct the interference by one or more of the following measures:

- Reorient or relocate the receiving antenna.
- Increase the separation between the equipment and receiver.
- Connect the equipment into an outlet on a circuit different from that to which the receiver is connected.
- Consult the dealer or an experienced radio/TV technician for help.

No Unauthorized Modifications

47 CFR Section 15.21

CAUTION: This equipment may not be modified, altered, or changed in any way without signed written permission from Carestream. Unauthorized modification may void the equipment authorization from the FCC and will void the Carestream warranty.

Antenna Requirement

47 CFR Section 15.203

This device KODAK RVG 6500 System and KODAK RVG 6500 IPS System complies with Part 15 of the FCC Rules. Operation is subject to the following 2 conditions: (1) This device may not cause harmful interference, and (2) this device must accept any interference received, including interference that may cause undesired operation.

IC Requirements for Canada

Operation is subject to the following 2 conditions: (1) This device may not cause interference, and (2) this device must accept any interference, including interference that may cause undesired operation of the device.

To reduce potential radio interference to other users, the antenna type and its gain should be so chosen that the equivalent isotropically radiated power (e.i.r.p.) is not more than that permitted for successful communication.

L'utilisation de ce dispositif est autorisée seulement aux deux conditions suivantes : (1) il ne doit pas produire de brouillage, et (2) l'utilisateur du dispositif doit être prêt à accepter tout brouillage radioélectrique reçu, même si ce brouillage est susceptible de compromettre le fonctionnement du dispositif.

Afin de réduire le risque d'interférence aux autres utilisateurs, il faut choisir le type d'antenne et son gain de façon à ce que la puissance isotrope rayonnée équivalente (p.i.r.e.) ne soit pas supérieure au niveau requis pour l'obtention d'une communication satisfaisante. Cet appareil numérique de la classe B respecte toutes les exigences du règlement sur le matériel brouilleur du Canada.

Declaration of Conformity with the R-TTE Directives

Carestream

Carestream Health, Inc.
150 Verona Street
Rochester, NY 14608

EC Declaration of Conformity to R&TTE Directive 1999/5/EC

Manufacturer: Carestream Health Inc.
150 Verona Street
Rochester, New York
USA

EU Representative: Trophy
4, rue F. Pelloutier
Croissy-Beaubourg
77435 Marne la Vallée cedex 2

Products: Kodak RVG 6500 System
Kodak RVG 6500 IPS System

Declaration:

We Carestream Health, Inc. declare under our own responsibility that this equipment is in compliance with the essential requirements and other relevant provisions of Directive 1999/5/EC. These devices are also declared by Carestream Health, Inc. within a separate Declaration of Conformity to comply with the European Economic Community Medical Device Directive, [Directive 93/42/EEC].

Wireless Standards : ETSI EN 300 328
ETSI EN 302 291-2
ETSI EN 301 489-1
ETSI EN 301 489-3
ETSI EN 301 489-17

EMC Standards : EN 60601-1-2
EN 50364
EN 50371

Product Safety Standard : EN 60601-1

Signature: Dale B. Parks
Name: Dale B. Parks
Title: Manager – International EHS
Date: June 10, 2010

3 Technical Specifications

Factory

TROPHY
4, Rue F. Pelloutier, Croissy-Beaubourg
77435 Marne la Vallée Cedex 2, France

Manufacturer:

Carestream health, Inc.
150 Verona Street
Rochester,
New York - USA 14608

Model

KODAK RVG 6500 System
KODAK RVG 6500 IPS System

KODAK RVG 6500 With or Without IPS System Technical Specifications

Components	KODAK RVG 6500 System	KODAK RVG 6500 IPS System
RVG Sensor		
Sensor Technology	CMOS	CMOS
Sensor matrix	< Size 0: 900 x 1200 pixels < Size 1:1200 x 1600 pixels < Size 2: 1440 x 1920 pixels	< Size 1:1200 x 1600 pixels < Size 2: 1440 x 1920 pixels

(Continued)

Components	KODAK RVG 6500 System	KODAK RVG 6500 IPS System
Sensor active surface dimensions	<ul style="list-style-type: none"> < Size 0: 16.6 x 22.2 mm < Size 1: 22.2 x 29.6 mm < Size 2: 26.6 x 35.5 mm 	<ul style="list-style-type: none"> < Size 1: 22.2 x 29.6 mm < Size 2: 26.6 x 35.5 mm
Gray scale	4096 bits	4096 bits
RVG Control Box		
Dimension	83mm (H) x 47mm (W) x 16mm (D)	83mm (H) x 47mm (W) x 21mm (D)
Weight	65g	90g
Battery type	Lithium	Lithium
Battery charging time	4hrs	4hrs
RVG Control Box Charger		
Mains power supply Input voltage	<ul style="list-style-type: none"> < 230/240 V - 50/60 Hz < 100/110/130 V - 50/60 Hz 	<ul style="list-style-type: none"> < 230/240 V - 50/60 Hz < 100/110/130 V - 50/60 Hz
WiFi Access Point		
Reference Model	WGR614	WGR614
Dimension	28 x 175 x 119 mm	28 x 175 x 119 mm
Weight	260 g	260 g
Input voltage	100/240 V - 50/60 Hz	100/240 V - 50/60 Hz
IPS aiming ring		
Technology	NA	Electromagnetic signals
Dimensions	NA	150 x 115 x 40 mm
Weight	NA	235 g
Battery type	NA	4 x AAAA

Minimum Computer System Requirement

The computer and the peripheral equipment must conform to the IEC60950 standard.

Item	Viewing and Acquisition	Comments
CPU	2 GHz Intel Duo Core	
RAM	2 GB	RAM has a major impact on system performance.
Hard disk drive	<ul style="list-style-type: none"> • 1.2 GB for software installation • 80 GB free space to use the software 	
Graphic board	Graphic board supporting Open GL 1.2 with 256 MB of video RAM (Recommended Nvidia / ATI)	The video RAM has major impact on system performance.
Monitor	<ul style="list-style-type: none"> • 1 monitor • 17" or larger • 1024 x 768 minimum screen resolution - 32 bits color mode 	Your monitor is a vital component in displaying quality images. Low-quality screens will prevent you from proper diagnoses and treatment.
Operating system	<ul style="list-style-type: none"> • Windows XP Home / Pro edition SP3 (32 bits) • Windows Vista (32 bits) (Recommended SP1) • Windows 7 (32 or 64 bits) 	The operating system specifications are valid as of KODAK Dental Imaging Software v6.12.
Ethernet interface	100 Mbits for LAN	
USB 2.0	2 ports	
Wireless adapter	Wireless 802.11g Adapter (USB, PCMCIA or PCI)	
CD/DVD drive	DVD-ROM drive is required to install the product.	
Backup media	Removable/portable, external hard disk drive.	We strongly recommend a daily backup of x-ray images and patient records.

RFID Technical Specification

Item	Specification
Frequency band	13.56MHz
Standard classification	ISO 14443
Transmission range	<2cm

WiFi Network Technical Specification

Item	Specification
Network Protocol	TCP/IP
Network Type	Private Wireless LAN (WLAN)
Network Mode	Infrastructure mode
Wireless Protocol	802.11g
Frequency band	2.4 GHz ISM radio band
Modulation	OFDM
Data rated (measured)	Up to 10Mbps
Number of channels	<ul style="list-style-type: none">• 11 for USA & Canada• 13 for Europe• 14 for Japan
Maximum Power	20 mW
IP Address	The KODAK RVG 6500 / KODAK RVG 6500 IPS client acts as a DHCP. Client DHCP server is embedded within the Access Point.
Data Size (maximum)	One 5.4 MByte file

Security	
WEP 128-bit encryption	Factory loaded key
Private Patient Identification Data	No patient ID data transmitted

Environmental Specifications	
Operating temperature	0° to 40° C
Range	Up to 10m

KODAK RVG 6500 With or Without IPS System Environmental Requirements

Ambient Operating Conditions	
Temperatures	0 ~ 40°C
Relative humidity	45% ~ 85%
Atmospheric pressure	700 ~ 1060 hpa

Storage Conditions	
Temperatures	-20 ~ 60 °C
Relative humidity	45 ~ 85%
Atmospheric pressure	700 ~ 1060 hpa

Transport Conditions	
Temperatures	-20 ~ 60 °C
Relative humidity	45 ~ 85%
Atmospheric pressure	700 ~ 1060 hpa

