

25HCS3C
Comfort™ 13 Series Coastal Heat Pump
Sizes 18 to 60
1 1/2 to 5 Nominal tons



Turn to the Experts.™

Product Data



WeatherShield™ **Comfort™**
SERIES

As an Energy Star® Partner, Carrier Corporation has determined that this product meets the Energy Star® guidelines for energy efficiency. Refer to the combination ratings in the Product Data for system combinations that meet Energy Star® guidelines.

NOTE: Ratings contained in this document are subject to change at any time. Always refer to the AHRI directory (www.ahridirectory.org) for the most up-to-date ratings information.

INDUSTRY LEADING FEATURES / BENEFITS

Efficiency

- 13 SEER/ 10.8 - 11.0 EER / 8.0 - 8.4 HSPF (nominal)
- Microtube Technology™ refrigeration system
- Indoor air quality accessories available

Sound

- Sound level as low as 71 dBA
- Compressor sound blanket

Comfort

- System supports Thermidistat™ or standard thermostat controls

Reliability

- Armor Plate™ coil fin corrosion protection
- Front-seating service valves
- Scroll compressor
- Internal pressure relief valve
- Internal thermal overload
- High pressure switch
- Loss of charge pressure switch
- Filter drier
- Balanced refrigeration system for maximum reliability

Durability

WeatherArmor™ protection package:

- Solid, Durable sheet metal construction
- Steel louver coil guard
- Color matched ceramic coated cabinet screws
- Baked-on, complete coverage, powder paint

Applications

- Long-line - up to 250 feet (76.20 m) total equivalent length, up to 200 feet (60.96 m) condenser above evaporator, or up to 60 ft. (18.29 m) evaporator above condenser (See Longline Guide for more information.)
- Low ambient (down to -20°F/-28.9°C) with accessory kit

Warranty

- 10 year limited compressor warranty
- 5 year limited parts warranty

MODEL NUMBER NOMENCLATURE

1	2	3	4	5	6	7	8	9	10	11	12	13
N	N	A	A	A/N	N	N	N	A/N	A/N	A/N	N	N
2	5	H	C	S	3	3	6	C	0	0	3	0
Product Series	Product Family	Tier	Major Series	SEER	Cooling Capacity	Variations	Open	Open	Voltage	Minor Series		
25 = HP	H = RES HP	C=Comfort	S = R-22	3=13 SEER		C = Coastal	0=Not Defined	0=Not Defined	3=208/230-1	0, 1, 2...		

25HCS3C



This product has been designed and manufactured to meet Energy Star® criteria for energy efficiency when matched with appropriate coil components. However, proper refrigerant charge and proper air flow are critical to achieve rated capacity and efficiency. Installation of this product should follow all manufacturing refrigerant charging and air flow instructions. **Failure to confirm proper charge and air flow may reduce energy efficiency and shorten equipment life.**

STANDARD FEATURES

Feature	18	24	30	36	42	48	60
Maximum SEER Rating	15.0	15.0	13.1	13.5	14.0	14.0	13.0
Scroll Compressor	X	X	X	X	X	X	X
Louvered Coil Guard	X	X	X	X	X	X	X
Field Installed Filter Drier	X	X	X	X	X	X	X
Front Seating Service Valves	X	X	X	X	X	X	X
Internal Pressure Relief Valve	X	X	X	X	X	X	X
Internal Thermal Overload	X	X	X	X	X	X	X
Long Line capability	X	X	X	X	X	X	X
Low Ambient capability with Kit	X	X	X	X	X	X	X
High Pressure Switch	X	X	X	X	X	X	X
Loss of Charge Pressure Switch	X	X	X	X	X	X	X

X = Standard

PHYSICAL DATA

UNIT SIZE—SERIES, VOLTAGE	18—30	24—30	30—30	36—30	42—30	48—30	60—30
Operating Weight lb (kg)	207 (93.9)	204 (92.5)	211 (95.7)	252 (114.3)	239 (108.4)	314 (142.4)	361 (163.8)
Shipping Weight lb (kg)	218 (98.9)	236 (107.1)	222 (100.7)	287 (130.2)	250 (113.4)	348 (157.9)	395 (179.2)
Compressor Type	Scroll						
REFRIGERANT	Freon® (R-22)						
Control	TXV (R-22 Hard Shutoff)						
Charge lb (kg)	6.9 (3.0)	6.9 (3.0)	6.8 (3.1)	8.0 (3.6)	9.4 (4.3)	13.3 (6.0)	16.3 (7.4)
COND FAN	Vertical						
Air Discharge	Vertical						
Air Qty (CFM)	2233	2614	3167	3334	3334	4046	4046
Motor HP	1/12	1/10	1/5	1/8	1/8	1/4	1/4
Motor RPM	800	800	800	800	800	800	800
COND COIL							
Face Area (Sq ft)	19.4	21.56	19.40	25.15	17.60	25.15	30.18
Fins per In.	20	20	20	20	20	20	20
Rows	1	1	1	1	2	2	2
Circuits	5	6	6	6	8	8	11
VALVE CONNECT. (In.) ID							
Vapor	5/8"	5/8"	3/4"	3/4"	7/8"	7/8"	7/8"
Liquid	3/8"						
REFRIGERANT TUBES* (in.)OD							
Vapor (0–80 Ft Tube Length)	5/8"	5/8"	3/4"	3/4"	7/8"	7/8"	1–1/8
Liquid (0–80 Ft Tube Length)	3/8"						

* For tubing sets between 80 and 200 ft. horizontal or 20 ft. vertical differential, consult the Longline Guideline.

Note: See unit Installation Instruction for proper installation.

VAPOR LINE SIZING AND COOLING CAPACITY LOSS

LONG LINE APPLICATION: An application is considered "Long line" when the total equivalent tubing length exceeds 80 ft. (24.38 m) or when there is more than 20 ft. (6.09 m) vertical separation between indoor and outdoor units. These applications require additional accessories and system modifications for reliable system operation. The maximum allowable total equivalent length is 250 ft. (76.2 m). The maximum vertical separation is 200 ft. (60.96 m)

when outdoor unit is above indoor unit, and 60 ft. (18.28 m) when the outdoor unit is below the indoor unit. Refer to Accessory Usage Guideline below for required accessories. See Longline Application Guideline for required piping and system modifications. Also, refer to the table below for vapor tube diameters based on the total length to minimize the cooling capacity loss.

Unit Nominal Size (Btuh)	Maximum Liquid Line Diameters (In. OD)	Vapor Line Diameters (In.) OD	Cooling Capacity Loss (%)									
			Total Equivalent Line Length ft. (m)									
			Standard Application		Long Line Application Requires Accessories							
			26–50 (7.9–15.2)	51–80 (15.5–24.4)	81–100 (24.7–30.5)	101–125 (30.8–38.1)	126–150 (38.4–45.7)	151–175 (46.0–53.3)	176–200 (53.6–61.0)	201–225 (61.3–68.6)	226–250 (68.9–76.2)	
18,000 R-22 HP	3/8	5/8	0	1	1	2	3	3	4	5	5	
		3/4	0	0	0	0	1	1	1	1	2	
24,000 R-22 HP		5/8	0	1	3	3	5	6	7	8	9	
		3/4	0	0	0	1	1	1	2	2	3	
30,000 R-22 HP		7/8	0	0	0	0	0	0	0	1	1	
		5/8	1	3	5	6	8	10	11	13	15	
36,000 R-22 HP		3/4	0	1	1	2	3	3	4	5	5	
		7/8	0	0	0	1	1	1	2	2	2	
42,000 R-22 HP		3/4	0	1	2	3	4	5	6	7	8	
		7/8	0	0	1	1	2	2	3	3	4	
48,000 R-22 HP		3/4	1	2	3	4	5	7	8	9	10	
		7/8	0	1	1	2	2	3	4	4	5	
60,000 R-22 HP	3/4	1	2	4	5	7	8	10	11	13		
	7/8	0	1	2	2	3	4	5	5	6		
	1–1/8	0	0	0	0	0	1	1	1	1		
	7/8	1	2	3	4	5	7	8	9	10		
		1–1/8	0	0	1	1	1	2	2	3		

Applications in this area are long line. Accessories are required as shown recommended on Long Line Application Guidelines

Applications in this area may have height restrictions that limit allowable total equivalent length, when outdoor unit is below indoor unit. See Long Line Application Guidelines

25HCS3C

ACCESSORY THERMOSTATS

25HCS3C

THERMOSTAT / SUBBASE PKG.	DESCRIPTION
TP-PRH-01	Programmable Thermidistat
TP-NRH-01	Non-programmable Thermidistat
TC-PHP-01	Comfort Series Programmable HP Stat
TC-NHP-01	Comfort Series Non-programmable HP Stat
TSTATCCPRH01-B*	Thermidistat™ Control — Non-Programmable/Programmable Thermostat with Humidity Control (For use in Dual Fuel, AC, HP, and 2S applications. Includes Outdoor Air Temperature Sensor.)
TSTATCCPHH01-B*	HybridHeat™ (Dual Fuel) Thermostat — Auto Changeover, 7-Day Programmable, °F/°C, Includes Outdoor Sensor (TSTATXXSEN01-B)
TSTATCCPHP01-B	Thermostat — Auto Changeover, 7-Day Programmable, °F/°C, 2-Stage Heat, 1-Stage Cool
TSTATCCNHP01-C	Thermostat — Auto Changeover, Non-Programmable, °F/°C, 2-Stage Heat, 1-Stage Cool
TSTATCCSHP01	Standard Programmable Thermostat—Manual Changeover, 5-2 Day Programmable, °F/°C, 1-Stage Heat/ 1-Stage Cool
TSTATCCBHP01*-B	Builder's Thermostat — Heat Pump, Non-Programmable, °F/°C, 2-Stage Heat, 1-Stage Cool, Manual Changeover
TSTATXXSEN01-B**	Outdoor Air Temperature Sensor
TSTATXXNBP01	Backplate for Non-Programmable Thermostat
TSTATXXBP01	Backplate for Programmable Thermostat and Thermidistat™ Control
TSTATXXSBP01	Backplate for Standard Programmable Thermostat
TSTATXXBBP01	Backplate for Builder's Thermostat
TSTATXXCNV10†	Thermostat Conversion Kit (4 to 5 Wire) — 10 Pack

* Do not use in zoning heat pump applications.

** Outdoor temperature sensor is an accessory for all Carrier electronic thermostats, except the non-programmable air conditioner version and builder;s thermostats. It allows the temperature at a remote location (outdoors) to be displayed on the thermostat. The outdoor air temperature sensor must be used with the HybridHeat™ (dual fuel) thermostat.

† Thermostat conversion kit is a 24-vac accessory that can turn a 4-wire thermostat application into a 5-wire application. This kit can also be used to replace a broken thermostat wire, or add an extra wire when needed.

The outdoor air temperature sensor is included with the Thermidistat Control and HybridHeat™ (dual fuel) thermostat.

ACCESSORIES

ORDER NUMBER	DESCRIPTION	18-30	24-30	30-30	36-30	42-30	48-30	60-30
HC32GE229	BALL BEARING MOTOR	X		X				
HC34GE242	BALL BEARING MOTOR		X					
HC36GE232	BALL BEARING MOTOR				X	X		
HC40GE228	BALL BEARING MOTOR						X	X
KAACH1601AAA	CRANKCASE HTR			X	X	X		
KAACH1701AAA	CRANKCASE HTR	X	X					
STANDARD	CRANKCASE HTR						S	S
KAFT0101AAA	FREEZE THERMOSTAT	X	X	X	X	X	X	X
KSAHS1501AAA	HARD START	X	X	X	X	X	X	
KSAHS1601AAA	HARD START							X
KHAIR0101AAA	ISOLATION RELAY	X	X	X	X	X	X	X
KSALA0201R22	LOW AMBIENT	X	X	X	X	X	X	X
KSALA0601AAA	MOTORMASTER 230V	X	X	X	X	X	X	X
KHAOT0201SEC	OUTDOOR THERMOSTAT	X	X	X	X	X	X	X
KHAOT0301FST	OUTDOOR THERMOSTAT	X	X	X	X	X	X	X
KHALS0401LLS	SOLENOID VALVE	X	X	X	X	X	X	X
KAACS0201PTC	START ASSIST PTC	X	X	X	X	X	X	X
KSASF0101AAA	SUPPORT FEET	X	X	X	X	X	X	X
KAATD0101TDR	TIME DELAY	X	X	X	X	X	X	X
KSATX0601HSO	TXV	X	X	X	X	X		
KSATX0701HSO	TXV						X	
KSATX1001HSO	TXV							X
KHASS0606MPK	SNOW STAND	X	X	X	X	X	X	X

*Available through RCD

X = Accessory

S = Standard

ACCESSORY USAGE GUIDELINE

Accessory	REQUIRED FOR LOW-AMBIENT COOLING APPLICATIONS (Below 55°F / 12.8°C)	REQUIRED FOR LONG LINE APPLICATIONS* (Over 80 ft. / 24.38 m)	REQUIRED FOR SEA COAST APPLICATIONS (Within 2 miles / 3.22 km)
Accumulator	Standard	Standard	Standard
Ball Bearing Fan Motor	Yes†	No	No
Compressor Start Assist Capacitor and Relay	Yes	Yes	No
Crankcase Heater	Yes	Yes	No
Evaporator Freeze Thermostat	Yes	No	No
Hard Shutoff TXV	Yes	Yes	Yes
Isolation Relay	Yes	No	No
Liquid Line Solenoid Valve	No	See Long-Line Application Guideline	No
Motor Master® Control or Low Ambient Pressure Switch	Yes	No	No
Support Feet	Recommended	No	Recommended

* For tubing line sets between 80 and 200 ft. (24.38 and 60.96 m) and/or 20 ft. (6.09 m) vertical differential, refer to Residential Split-System Longline Application Guideline.

† Additional requirement for Low-Ambient Controller (full modulation feature) MotorMaster® Control.

Accessory Description and Usage (Listed Alphabetically)

1. Ball-Bearing Fan Motor

A fan motor with ball bearings which permits speed reduction while maintaining bearing lubrication.

Usage Guideline:

Required on all units when MotorMaster® is used.

2. Compressor Start Assist - Capacitor and Relay

Start capacitor and relay gives a "hard" boost to compressor motor at each start up.

Usage Guideline:

Required for reciprocating compressors in the following applications:

- Long line
- Low ambient cooling
- Hard shut off expansion valve on indoor coil
- Liquid line solenoid on indoor coil

Required for single-phase scroll compressors in the following applications:

- Long line
- Low ambient cooling

Suggested for all compressors in areas with a history of low voltage problems.

3. Compressor Start Assist — PTC Type

Solid state electrical device which gives a "soft" boost to the compressor at each start-up.

Usage Guideline:

Suggested in installations with marginal power supply.

4. Crankcase Heater

An electric resistance heater which mounts to the base of the compressor to keep the lubricant warm during off cycles. Improves compressor lubrication on restart and minimizes the chance of liquid slugging.

Usage Guideline:

Required in low ambient cooling applications.

Required in long line applications.

Suggested in all commercial applications.

5. Cycle Protector

The cycle protector is designed to prevent compressor short cycling. This control provides an approximate 5-minute delay after power to the compressor has been interrupted for any reason, including power outage, protector control trip, thermostat jiggling, or normal cycling.

6. Evaporator Freeze Thermostat

An SPST temperature-actuated switch that stops unit operation when evaporator reaches freeze-up conditions.

Usage Guideline:

Required when low ambient kit has been added.

7. High Pressure Switch

A high pressure switch that protects unit against excessive pressure.

Usage Guideline:

Required in all heat pumps operated in dual fuel applications.

8. Isolation Relay

An SPDT relay which switches the low-ambient controller out of the outdoor fan motor circuit when the heat pump switches to heating mode.

Usage Guideline:

Required in all heat pumps where low ambient kit has been added.

9. Liquid-Line Solenoid Valve (LLS)

An electrically operated shutoff valve which stops and starts refrigerant liquid flow in response to compressor operation. It is to be installed at the outdoor unit to control refrigerant off cycle migration in the heating mode.

Usage Guideline:

An LLS is required in all long line heat pump applications to control refrigerant off cycle migration in the heating mode. See Long Line Guideline.

10. Low-Ambient Pressure Switch Kit

A long life pressure switch which is mounted to outdoor unit service valve. It is designed to cycle the outdoor fan motor in order to maintain head pressure within normal operating limits (approximately 100 psig to 225 psig). The control will maintain working head pressure at low-ambient temperatures down to 0°F (-18°C) when properly installed.

Usage Guideline:

A Low-Ambient Pressure Switch or MotorMaster® Low-Ambient Controller must be used when cooling operation is used at outdoor temperatures below 55°F (12.8°C).

Accessory Description and Usage (Listed Alphabetically) - CONTINUED

11. MotorMaster® Low-Ambient Controller

A fan-speed control device activated by a temperature sensor, designed to control condenser fan motor speed in response to the saturated, condensing temperature during operation in cooling mode only. For outdoor temperatures down to -20°F (-28.9°C), it maintains condensing temperature at 100°F ±10°F (37.8°C ± 5.5°C).

Usage Guideline:

A MotorMaster® Low Ambient Controller or Low-Ambient Pressure Switch must be used when cooling operation is used at outdoor temperatures below 55°F (12.8°C).

Suggested for all commercial applications.

12. Outdoor Air Temperature Sensor

Designed for use with Carrier Thermostats listed in this publication. This device enables the thermostat to display the outdoor temperature. This device also is required to enable special thermostat features such as auxiliary heat lock out.

Usage Guideline:

Suggested for all Carrier thermostats listed in this publication.

13. Outdoor Thermostat

An SPDT temperature-actuated switch which turns on supplemental electric heaters when outdoor air temperature drops below a user-selected set point.

Usage Guideline:

Electric supplemental heat applications in non-variable speed indoor units when electric heat staging is desired.

Usage Guideline:

Some local codes may require limiting the heating head pressure in the vapor line in some applications.

14. Secondary Outdoor Thermostat

An SPDT temperature-actuated switch which turns on third-stage of supplemental electric heaters when outdoor air temperature drops below the second-stage set point.

Usage Guideline:

Outdoor thermostat applications where electric heater is capable of 3-stage operation.

15. Snow Stand

Coated wire rack which supports unit 18 in. (457.2 mm) above mounting pad to allow for drainage from unit base.

Usage Guideline:

Suggested in the following applications:

Heat pump installations in heavy snowfall areas.

Heat pump installations in snow drift locations.

Heat pump installations in areas of prolonged subfreezing temperatures.

All commercial installations.

16. Sound Hood

Wraparound sound reducing cover for the compressor. Reduces the sound level up to 2 dBA.

Usage Guideline:

Suggested when unit is installed closer than 15 ft (4.57 m) to quiet areas, bedrooms, etc.

Suggested when unit is installed between two houses less than 10 ft (3.05 m) apart.

Usage Guideline:

Suggested in the following applications:

Heat pump installations in heavy snowfall areas.

Heat pump installations in snowdrift locations.

Heat pump installations in areas of prolonged subfreezing temperatures.

All commercial installations.

17. Thermostatic Expansion Valve (TXV) Bi-Flow

A modulating flow-control valve which meters refrigerant liquid flow rate into the evaporator in response to the superheat of the refrigerant gas leaving the evaporator.

Usage Guideline:

Required in all heat pump applications

18. Time-Delay Relay

An SPST delay relay which briefly continues operation of indoor blower motor to provide additional cooling after the compressor cycles off.

Note: Most indoor unit controls include this feature. For those that do not, use the guideline below.

Usage Guideline:

Accessory required to meet ARI rating, where indoor not equipped.

ELECTRICAL DATA

UNIT SIZE	V/PH	OPER VOLTS*		COMPR		FAN	MCA	MIN WIRE SIZE†	MIN WIRE SIZE†	MAX LENGTH	MAX LENGTH	MAX FUSE** or BRK AMPS
		MAX	MIN	LRA	RLA	FLA		60° C	75° C	60° C	75° C	
								ft. (m)‡	ft. (m)‡			
18	208/230/1-60	253	197	41	9.8	0.5	12.7	14	14	124 (37.80)	118 (35.97)	20
24				54	15.13	0.7	19.6	14	14	80 (23.16)	76 (23.16)	30
30				72.5	13.50	1.2	18.6	14	14	85 (25.91)	81 (24.69)	30
36				88	18.68	0.9	24.2	12	12	103 (31.39)	98 (29.87)	40
42				104	17.90	0.9	24.0	12	12	104 (31.70)	99 (30.18)	40
48				137	22.22	1.2	29.0	10	10	138 (42.06)	131 (39.93)	50
60				148	28.85	1.2	37.3	8	8	167 (50.90)	159 (48.46)	60

* Permissible limits of the voltage range at which the unit will operate satisfactorily

† If wire is applied at ambient greater than 30° C, consult table 310-16 of the NEC (ANSI/NFPA 70). The ampacity of non-metallic-sheathed cable (NM), trade name ROMEX, shall be that of 60° C conditions, per the NEC (ANSI/NFPA 70) Article 336-26. If other than uncoated (no-plated), 60 or 75° C insulation, copper wire (solid wire for 10 AWG or smaller, stranded wire for larger than 10 AWG) is used, consult applicable tables of the NEC (ANSI/NFPA 70).

‡ Length shown is as measured 1 way along wire path between unit and service panel for voltage drop not to exceed 2%.

** Time-Delay fuse.

FLA - Full Load Amps

LRA - Locked Rotor Amps

MCA - Minimum Circuit Amps

RLA - Rated Load Amps

NOTE: Control circuit is 24-V on all units and requires external power source. Copper wire must be used from service disconnect to unit. All motors/compressors contain internal overload protection.

A-WEIGHTED SOUND LEVEL (dBA)

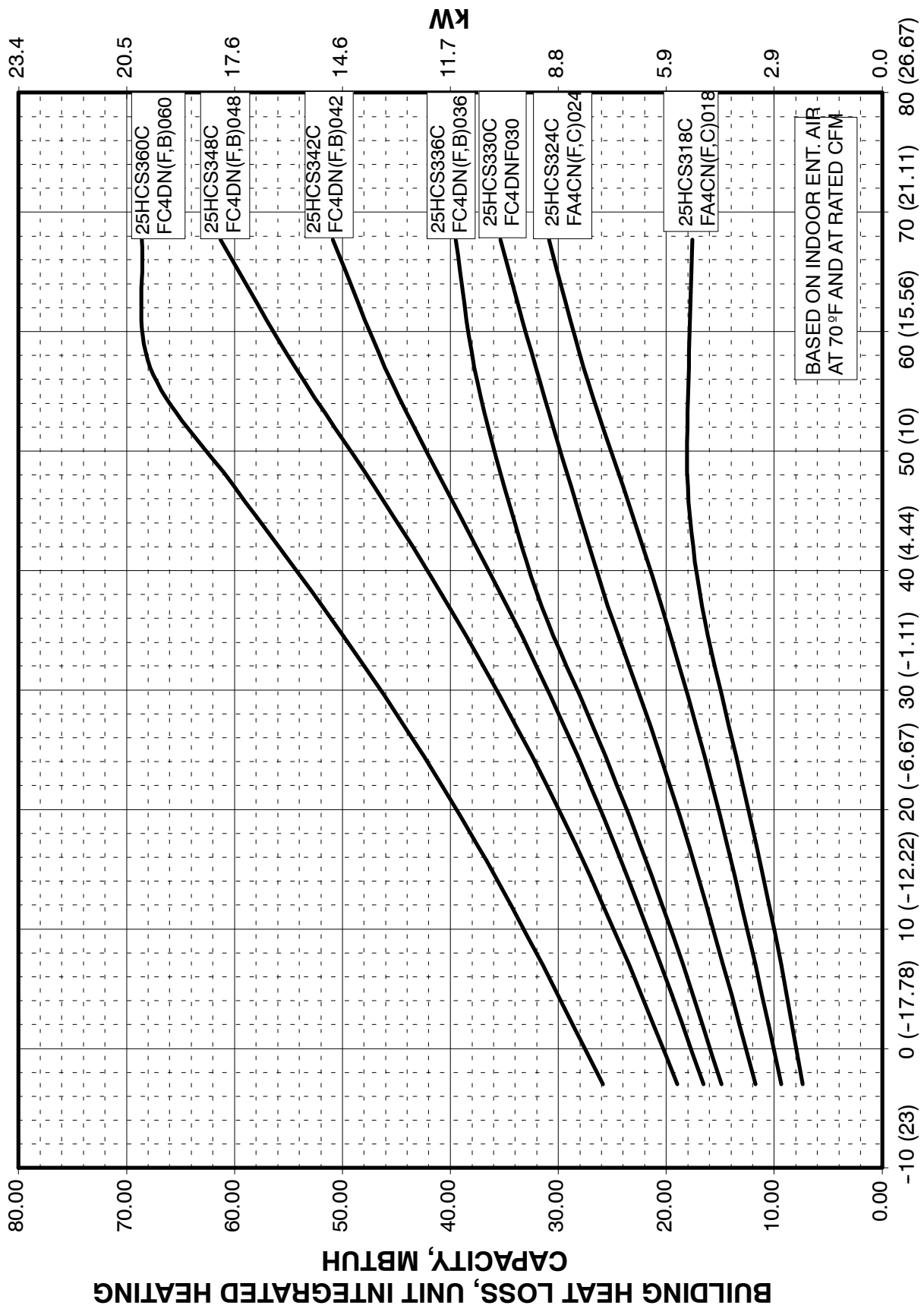
UNIT SIZE	STANDARD RATING (dB)	TYPICAL OCTAVE BAND SPECTRUM (dB, without tone adjustment)						
		125	250	500	1000	2000	4000	8000
18	71	55	58	64.5	65	64.5	63	55.5
24	74	57.0	62.5	68.5	69.5	67.5	63.0	55.0
30	73	58.0	66.0	66.0	67.5	64.5	61.0	54.5
36	74	53.5	65.5	64.5	68.5	66.0	62.0	54.5
42	74	59.0	62.0	66.0	69.0	65.0	60.0	51.5
48	75	54.5	61.0	66.0	71.0	65.5	62.0	56.5
60	75	56.5	66.5	67.5	69.5	67.5	63.5	56.5

NOTE: Tested in accordance with ARI Standard 270-95. (Not listed with ARI).

CHARGING SUBCOOLING (TXV-TYPE EXPANSION DEVICE)

UNIT SIZE - SERIES	REQUIRED SUBCOOLING °F (°C)	Heating Piston Size
18	10 (5.6)	42
24	10 (5.6)	52
30	10 (5.6)	57
36	10 (5.6)	57
42	10 (5.6)	67
48	9 (5.0)	67
60	10 (5.6)	78

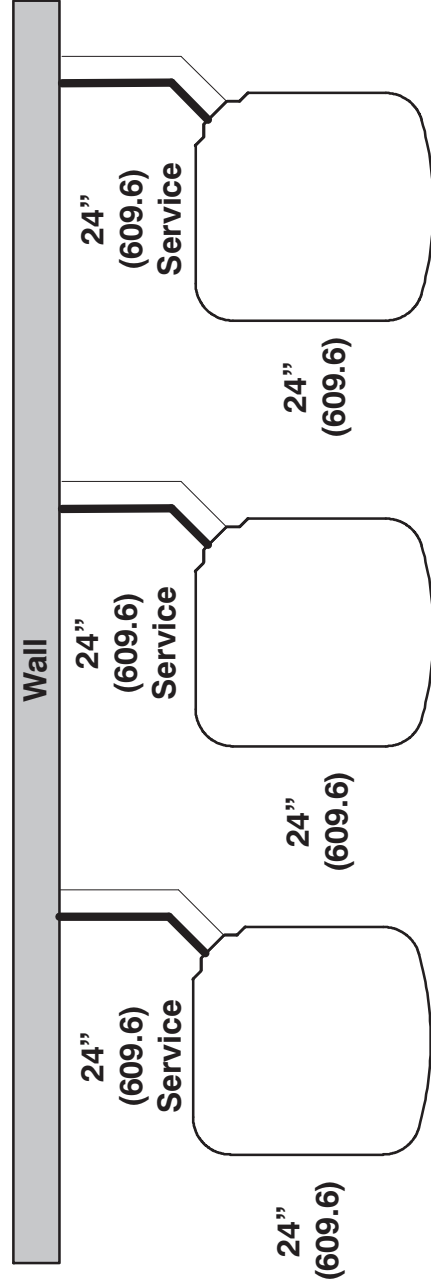
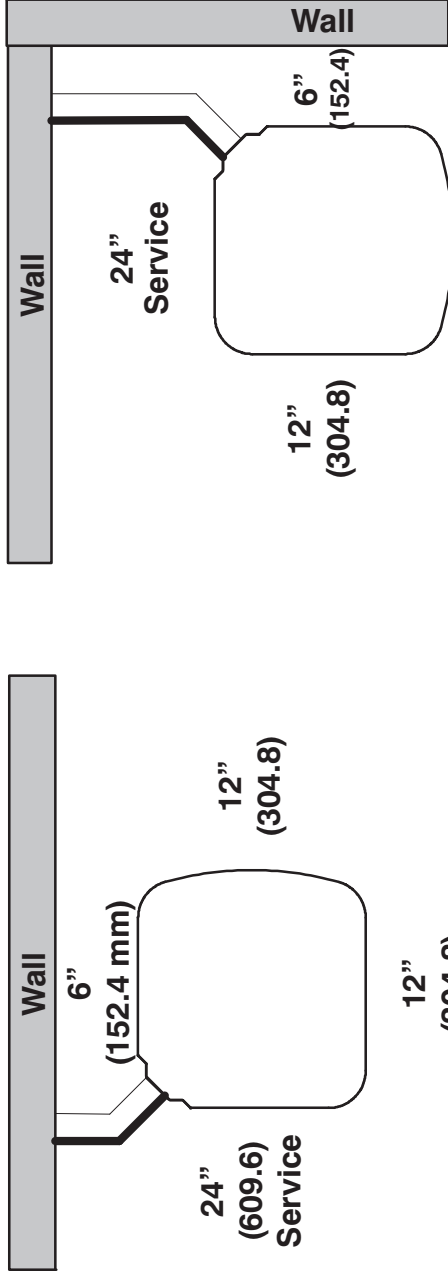
BALANCE POINT WORKSHEET



25HCS3C

CLEARANCES

Clearances (various examples)



Note: Numbers in () = mm

COMBINATION RATINGS

ARI REF No.	Model Number	Coil Model Number	Furnace Model Number	Capacity	EER	SEER	High Heat	HSPF	Low Heat	Phase
3037291	25HCS318C30	†FA4CN(F,C)018		17000	10.80	13.00	18000	7.70	10500	1
3037318	25HCS318C30	FA4CN(F,C)024		17000	10.80	13.00	17300	7.70	10600	1
3037319	25HCS318C30	FC4DNF018		17300	12.00	14.50	17600	8.20	10100	1
3037320	25HCS318C30	FC4DNF024		17500	12.50	14.50	16800	8.20	10100	1
3037321	25HCS318C30	FF1ENE018		16900	10.80	13.00	18000	7.70	10500	1
3037322	25HCS318C30	FF1ENE024		17100	10.80	13.00	17100	7.70	10500	1
3037323	25HCS318C30	FK4DNF001		17300	12.50	15.00	16400	8.20	9900	1
3037324	25HCS318C30	FK4DNF002		17500	12.50	15.00	16400	8.40	9900	1
3037292	25HCS318C30	CAR**1814A**	58CV(A,X)070-12	16700	12.00	14.50	17400	7.70	9900	1
3037325	25HCS318C30	CAR**1814A**	58PH*045-08	17000	12.00	14.50	17600	7.90	10000	1
3037294	25HCS318C30	CAR**2414A**	58CV(A,X)070-12	17100	12.50	14.50	17100	8.00	9900	1
3037293	25HCS318C30	CAR**2414A**+TDR		17200	10.80	13.00	17200	7.70	10500	1
3037297	25HCS318C30	CAR**2417A**	58CV(A,X)090-16	17200	12.50	14.50	17100	8.20	9900	1
3037296	25HCS318C30	CAR**2417A**	58MV(B,C)060-14	17200	12.50	14.50	17100	8.20	9900	1
3037295	25HCS318C30	CAR**2417A**+TDR		17200	10.80	13.00	17200	7.70	10500	1
3037311	25HCS318C30	CNRF*2418A**+TDR		17300	11.00	13.20	17400	7.70	10600	1
3037309	25HCS318C30	CNRH*2417A**	58CV(A,X)070-12	17200	12.50	14.50	17500	8.20	9900	1
3037310	25HCS318C30	CNRH*2417A**	58CV(A,X)090-16	17300	12.50	14.50	17400	8.20	10000	1
3037306	25HCS318C30	CNRH*2417A**	58MV(B,C)040-14	17200	12.50	14.50	17400	8.20	9900	1
3037307	25HCS318C30	CNRH*2417A**	58MV(B,C)060-14	17200	12.50	14.50	17500	8.20	9900	1
3037308	25HCS318C30	CNRH*2417A**	58MV(B,C)080-14	17300	12.50	14.50	17400	8.20	10000	1
3037328	25HCS318C30	CNRH*2417A**	58PH*045-08	17500	12.00	14.50	17200	8.40	10100	1
3037305	25HCS318C30	CNRH*2417A**+TDR		17300	11.00	13.20	17400	7.70	10600	1
3037299	25HCS318C30	CNRV*1814A**	58CV(A,X)070-12	17100	12.00	14.50	17700	8.00	9900	1
3037326	25HCS318C30	CNRV*1814A**	58PH*045-08	17200	12.00	14.50	17700	8.20	10000	1
3037298	25HCS318C30	CNRV*1814A**+TDR		17100	10.80	13.00	17800	7.70	10500	1
3037301	25HCS318C30	CNRV*2414A**	58CV(A,X)070-12	17200	12.50	14.50	17500	8.20	9900	1
3037327	25HCS318C30	CNRV*2414A**	58PH*045-08	17500	12.00	14.50	17200	8.40	10100	1
3037300	25HCS318C30	CNRV*2414A**+TDR		17300	11.00	13.20	17400	7.70	10600	1
3037302	25HCS318C30	CNRV*2417A**		17300	11.00	13.20	17400	7.70	10600	1
3037304	25HCS318C30	CNRV*2417A**	58CV(A,X)090-16	17300	12.50	14.50	17400	8.20	10000	1
3037303	25HCS318C30	CNRV*2417A**	58MV(B,C)060-14	17200	12.50	14.50	17400	8.20	9900	1
3037316	25HCS318C30	CSRH*2412A**	58CV(A,X)070-12	17300	12.50	14.50	16900	8.20	10000	1
3037317	25HCS318C30	CSRH*2412A**	58CV(A,X)090-16	17400	12.50	14.50	16800	8.20	10000	1
3037313	25HCS318C30	CSRH*2412A**	58MV(B,C)040-14	17400	12.50	14.50	16800	8.20	10000	1
3037314	25HCS318C30	CSRH*2412A**	58MV(B,C)060-14	17400	12.50	14.50	16800	8.20	10000	1
3037315	25HCS318C30	CSRH*2412A**	58MV(B,C)080-14	17400	12.50	14.50	16800	8.20	10000	1
3037312	25HCS318C30	CSRH*2412A**+TDR		17400	11.00	13.20	16100	7.70	10600	1
3037329	25HCS324C30	†FA4CN(F,C)024		23200	10.80	13.00	24000	8.30	14800	1
3037399	25HCS324C30	FA4CN(F,C)030		23600	11.00	13.20	24000	8.50	14800	1
3037400	25HCS324C30	FC4DNF024		23800	12.00	14.00	24000	8.70	14400	1
3037401	25HCS324C30	FC4DNF030		24000	12.00	14.50	24000	8.80	14400	1
3037402	25HCS324C30	FF1ENE024		23400	10.80	13.00	24000	8.30	14900	1
3037403	25HCS324C30	FF1ENE030		23400	10.80	13.00	24000	8.40	14900	1
3037406	25HCS324C30	FK4DN(B,F)003		23800	12.50	15.00	23400	8.80	14100	1
3037404	25HCS324C30	FK4DNF001		23600	12.00	14.50	23800	8.60	14200	1
3037405	25HCS324C30	FK4DNF002		24000	12.50	15.00	23800	8.80	14200	1
3037331	25HCS324C30	CAR**2414A**	58CV(A,X)070-12	23400	11.70	14.50	23800	8.60	14100	1
3037407	25HCS324C30	CAR**2414A**	58PH*045-08	23600	12.00	14.50	24000	8.60	14300	1
3037330	25HCS324C30	CAR**2414A**+TDR		23400	10.80	13.00	24000	8.50	14900	1
3037334	25HCS324C30	CAR**2417A**	58CV(A,X)090-16	23400	11.70	14.50	23600	8.60	14100	1
3037333	25HCS324C30	CAR**2417A**	58MV(B,C)060-14	23400	11.70	14.50	23800	8.60	14100	1
3037332	25HCS324C30	CAR**2417A**+TDR		23400	10.80	13.00	24000	8.50	14900	1
3037336	25HCS324C30	CAR**3014A**	58CV(A,X)070-12	23400	11.70	14.50	23600	8.60	14200	1
3037408	25HCS324C30	CAR**3014A**	58PH*045-08	23800	12.00	14.50	23200	8.60	14300	1
3037335	25HCS324C30	CAR**3014A**+TDR		23600	10.80	13.00	24000	8.50	15000	1
3037339	25HCS324C30	CAR**3017A**	58CV(A,X)090-16	23600	11.70	14.50	23600	8.70	14100	1
3037338	25HCS324C30	CAR**3017A**	58MV(B,C)060-14	23600	11.70	14.50	23600	8.70	14100	1
3037337	25HCS324C30	CAR**3017A**+TDR		23600	10.80	13.00	24000	8.50	15000	1
3037374	25HCS324C30	CNRF*2418A**+TDR		23400	10.80	13.00	24000	8.60	15000	1
3037357	25HCS324C30	CNRH*2417A**	58CV(A,X)070-12	23400	11.70	14.50	23800	8.70	14200	1
3037358	25HCS324C30	CNRH*2417A**	58CV(A,X)090-16	23400	11.70	14.50	23800	8.70	14200	1
3037359	25HCS324C30	CNRH*2417A**	58CV(A,X)110-20	23400	11.70	14.50	23800	8.70	14200	1
3037360	25HCS324C30	CNRH*2417A**	58CV(A,X)135-22	23400	11.70	14.50	23800	8.70	14200	1
3037361	25HCS324C30	CNRH*2417A**	58CV(A,X)155-22	23400	11.70	14.50	23800	8.70	14200	1
3037351	25HCS324C30	CNRH*2417A**	58MV(B,C)040-14	23400	11.70	14.50	23800	8.70	14200	1
3037352	25HCS324C30	CNRH*2417A**	58MV(B,C)060-14	23400	11.70	14.50	23800	8.70	14200	1
3037353	25HCS324C30	CNRH*2417A**	58MV(B,C)080-14	23400	11.70	14.50	23800	8.70	14200	1
3037354	25HCS324C30	CNRH*2417A**	58MV(B,C)080-20	23400	11.70	14.50	23800	8.70	14200	1
3037355	25HCS324C30	CNRH*2417A**	58MV(B,C)100-20	23400	11.70	14.50	23800	8.70	14200	1
3037356	25HCS324C30	CNRH*2417A**	58MV(B,C)120-20	23400	11.50	14.00	23800	8.60	14200	1
3037411	25HCS324C30	CNRH*2417A**	58PH*045-08	23400	12.00	14.00	24000	8.60	14300	1
3037350	25HCS324C30	CNRH*2417A**+TDR		23400	10.80	13.00	24000	8.60	15000	1
3037369	25HCS324C30	CNRH*3017A**	58CV(A,X)070-12	23600	11.70	14.50	23600	8.70	14100	1
3037370	25HCS324C30	CNRH*3017A**	58CV(A,X)090-16	23600	11.70	14.50	23600	8.70	14100	1
3037371	25HCS324C30	CNRH*3017A**	58CV(A,X)110-20	23600	11.70	14.20	23600	8.70	14200	1
3037372	25HCS324C30	CNRH*3017A**	58CV(A,X)135-22	23600	11.70	14.50	23600	8.70	14100	1
3037373	25HCS324C30	CNRH*3017A**	58CV(A,X)155-22	23600	11.70	14.50	23600	8.80	14100	1
3037363	25HCS324C30	CNRH*3017A**	58MV(B,C)040-14	23600	11.70	14.50	23600	8.70	14200	1
3037364	25HCS324C30	CNRH*3017A**	58MV(B,C)060-14	23600	11.70	14.50	23600	8.70	14100	1
3037365	25HCS324C30	CNRH*3017A**	58MV(B,C)080-14	23600	11.70	14.50	23600	8.70	14200	1
3037366	25HCS324C30	CNRH*3017A**	58MV(B,C)080-20	23600	11.70	14.50	23600	8.70	14200	1
3037367	25HCS324C30	CNRH*3017A**	58MV(B,C)100-20	23600	11.70	14.50	23600	8.70	14200	1
3037368	25HCS324C30	CNRH*3017A**	58MV(B,C)120-20	23600	11.70	14.50	23600	8.70	14100	1
3037412	25HCS324C30	CNRH*3017A**	58PH*045-08	23800	12.00	14.50	23600	8.80	14300	1
3037362	25HCS324C30	CNRH*3017A**+TDR		23600	10.80	13.00	24000	8.50	15000	1
3037341	25HCS324C30	CNRV*2414A**	58CV(A,X)070-12	23400	11.70	14.50	23800	8.70	14200	1

25HCS3C

See notes on pg. 16

COMBINATION RATINGS CONTINUED

25HCS3C

ARI REF No.	Model Number	Coil Model Number	Furnace Model Number	Capacity	EER	SEER	High Heat	HSPF	Low Heat	Phase
3037409	25HCS324C30	CNRV*2414A**	58PH*045-08	23400	12.00	14.00	24000	8.60	14300	1
3037340	25HCS324C30	CNRV*2414A**+TDR		23400	10.80	13.00	24000	8.60	15000	1
3037344	25HCS324C30	CNRV*2417A**	58CV(A,X)090-16	23400	11.70	14.50	23800	8.70	14200	1
3037343	25HCS324C30	CNRV*2417A**	58MV(B,C)060-14	23400	11.70	14.50	23800	8.70	14200	1
3037342	25HCS324C30	CNRV*2417A**+TDR		23400	10.80	13.00	24000	8.60	15000	1
3037346	25HCS324C30	CNRV*3014A**	58CV(A,X)070-12	23600	11.70	14.50	23600	8.60	14200	1
3037410	25HCS324C30	CNRV*3014A**	58PH*045-08	23600	12.00	14.50	23600	8.60	14300	1
3037345	25HCS324C30	CNRV*3014A**+TDR		23600	10.80	13.00	24000	8.50	15000	1
3037349	25HCS324C30	CNRV*3017A**	58CV(A,X)090-16	23600	11.70	14.50	23600	8.70	14100	1
3037348	25HCS324C30	CNRV*3017A**	58MV(B,C)060-14	23600	11.70	14.50	23600	8.70	14100	1
3037347	25HCS324C30	CNRV*3017A**+TDR		23600	10.80	13.00	24000	8.50	15000	1
3037382	25HCS324C30	CSRH*2412A**	58CV(A,X)070-12	23400	11.70	14.50	23800	8.70	14200	1
3037383	25HCS324C30	CSRH*2412A**	58CV(A,X)090-16	23400	11.70	14.50	23800	8.70	14200	1
3037384	25HCS324C30	CSRH*2412A**	58CV(A,X)110-20	23400	11.70	14.50	23800	8.70	14300	1
3037385	25HCS324C30	CSRH*2412A**	58CV(A,X)135-22	23400	11.70	14.50	23800	8.70	14300	1
3037386	25HCS324C30	CSRH*2412A**	58CV(A,X)155-22	23400	11.70	14.50	23800	8.70	14200	1
3037376	25HCS324C30	CSRH*2412A**	58MV(B,C)040-14	23400	11.70	14.50	24000	8.70	14300	1
3037377	25HCS324C30	CSRH*2412A**	58MV(B,C)060-14	23400	11.70	14.50	23800	8.70	14200	1
3037378	25HCS324C30	CSRH*2412A**	58MV(B,C)080-14	23400	11.70	14.50	23800	8.70	14300	1
3037379	25HCS324C30	CSRH*2412A**	58MV(B,C)080-20	23400	11.70	14.50	23800	8.70	14200	1
3037380	25HCS324C30	CSRH*2412A**	58MV(B,C)100-20	23400	11.70	14.50	23800	8.70	14300	1
3037381	25HCS324C30	CSRH*2412A**	58MV(B,C)120-20	23200	11.70	14.50	23800	8.60	14200	1
3037413	25HCS324C30	CSRH*2412A**	58PH*045-08	23800	12.00	14.50	24000	8.60	14300	1
3037375	25HCS324C30	CSRH*2412A**+TDR		23400	11.00	13.20	24000	8.60	15000	1
3037394	25HCS324C30	CSRH*3012A**	58CV(A,X)070-12	23400	11.70	14.50	23600	8.70	14200	1
3037395	25HCS324C30	CSRH*3012A**	58CV(A,X)090-16	23600	11.70	14.50	23600	8.70	14100	1
3037396	25HCS324C30	CSRH*3012A**	58CV(A,X)110-20	23600	11.70	14.50	23600	8.70	14200	1
3037397	25HCS324C30	CSRH*3012A**	58CV(A,X)135-22	23600	11.70	14.50	23600	8.70	14200	1
3037398	25HCS324C30	CSRH*3012A**	58CV(A,X)155-22	23600	11.70	14.50	23600	8.70	14200	1
3037388	25HCS324C30	CSRH*3012A**	58MV(B,C)040-14	23600	11.70	14.50	23600	8.70	14200	1
3037389	25HCS324C30	CSRH*3012A**	58MV(B,C)060-14	23400	11.70	14.50	23600	8.70	14200	1
3037390	25HCS324C30	CSRH*3012A**	58MV(B,C)080-14	23600	11.70	14.50	23600	8.70	14200	1
3037391	25HCS324C30	CSRH*3012A**	58MV(B,C)080-20	23600	11.70	14.50	23600	8.70	14200	1
3037392	25HCS324C30	CSRH*3012A**	58MV(B,C)100-20	23600	11.70	14.50	23600	8.70	14200	1
3037393	25HCS324C30	CSRH*3012A**	58MV(B,C)120-20	23400	11.70	14.50	23600	8.60	14200	1
3037414	25HCS324C30	CSRH*3012A**	58PH*045-08	23800	12.00	14.50	23600	8.80	14300	1
3037387	25HCS324C30	CSRH*3012A**+TDR		23600	11.00	13.20	24000	8.50	15000	1
3037415	25HCS330C30	†FC4DNF030		28800	10.80	13.00	28800	8.00	17300	1
3037478	25HCS330C30	FC4DN(FB)036		29000	10.80	13.00	28000	8.00	17500	1
3037481	25HCS330C30	FK4DN(B,F)003		28800	11.20	13.50	27800	8.00	17000	1
3037479	25HCS330C30	FK4DNF001		28400	10.80	13.00	28800	7.70	17100	1
3037480	25HCS330C30	FK4DNF002		28800	11.00	13.20	28800	8.00	17100	1
3037416	25HCS330C30	CAR**3014A**	58CV(A,X)070-12	28400	10.80	13.00	28400	7.70	17100	1
3037418	25HCS330C30	CAR**3017A**	58CV(A,X)090-16	28400	11.00	13.20	28200	7.70	17000	1
3037417	25HCS330C30	CAR**3017A**	58MV(B,C)060-14	28400	10.80	13.00	28400	7.70	17100	1
3037482	25HCS330C30	CAR**3017A**	58PH*070-16	28600	10.80	13.00	28200	7.80	17200	1
3037419	25HCS330C30	CAR**3614A**	58CV(A,X)070-12	28600	10.80	13.00	28200	7.70	17100	1
3037421	25HCS330C30	CAR**3617A**	58CV(A,X)090-16	28600	11.00	13.20	28000	7.70	17000	1
3037420	25HCS330C30	CAR**3617A**	58MV(B,C)060-14	28600	11.00	13.20	28200	7.70	17100	1
3037483	25HCS330C30	CAR**3617A**	58PH*070-16	28800	10.80	13.00	28000	7.80	17200	1
3037424	25HCS330C30	CAR**3621A**	58CV(A,X)110-20	28800	11.00	13.20	28000	7.70	17000	1
3037422	25HCS330C30	CAR**3621A**	58MV(B,C)080-20	28600	11.00	13.20	28000	7.70	17100	1
3037423	25HCS330C30	CAR**3621A**	58MV(B,C)100-20	28600	11.00	13.20	28000	7.70	17000	1
3037484	25HCS330C30	CAR**3621A**	58PH*090-16	29000	11.00	13.00	27800	7.90	17200	1
3037440	25HCS330C30	CNRH*3017A**	58CV(A,X)070-12	28400	10.80	13.00	28400	7.70	17100	1
3037441	25HCS330C30	CNRH*3017A**	58CV(A,X)090-16	28600	11.00	13.20	28200	7.70	17000	1
3037442	25HCS330C30	CNRH*3017A**	58CV(A,X)110-20	28600	10.80	13.20	28200	7.70	17100	1
3037443	25HCS330C30	CNRH*3017A**	58CV(A,X)135-22	28600	11.00	13.20	28200	7.70	17000	1
3037444	25HCS330C30	CNRH*3017A**	58CV(A,X)155-22	28600	11.00	13.20	28200	7.70	17000	1
3037434	25HCS330C30	CNRH*3017A**	58MV(B,C)040-14	28400	10.80	13.00	28400	7.70	17100	1
3037435	25HCS330C30	CNRH*3017A**	58MV(B,C)060-14	28400	10.80	13.00	28400	7.70	17100	1
3037436	25HCS330C30	CNRH*3017A**	58MV(B,C)080-14	28400	10.80	13.00	28400	7.70	17100	1
3037437	25HCS330C30	CNRH*3017A**	58MV(B,C)080-20	28400	10.80	13.00	28400	7.70	17100	1
3037438	25HCS330C30	CNRH*3017A**	58MV(B,C)100-20	28600	10.80	13.00	28200	7.70	17100	1
3037439	25HCS330C30	CNRH*3017A**	58MV(B,C)120-20	28400	11.00	13.20	28200	7.70	17000	1
3037488	25HCS330C30	CNRH*3017A**	58PH*070-16	28600	10.80	13.00	28200	7.70	17200	1
3037489	25HCS330C30	CNRH*3017A**	58PH*090-16	28600	11.00	13.00	28200	7.80	17100	1
3037451	25HCS330C30	CNRH*3617A**	58CV(A,X)070-12	28400	10.80	13.00	28400	7.70	17100	1
3037452	25HCS330C30	CNRH*3617A**	58CV(A,X)090-16	28600	11.00	13.20	28200	7.70	17000	1
3037453	25HCS330C30	CNRH*3617A**	58CV(A,X)110-20	28600	11.00	13.20	28200	7.70	17100	1
3037454	25HCS330C30	CNRH*3617A**	58CV(A,X)135-22	28600	11.00	13.20	28200	7.70	17000	1
3037455	25HCS330C30	CNRH*3617A**	58CV(A,X)155-22	28600	11.00	13.20	28200	7.70	17000	1
3037445	25HCS330C30	CNRH*3617A**	58MV(B,C)040-14	28400	10.80	13.00	28400	7.70	17100	1
3037446	25HCS330C30	CNRH*3617A**	58MV(B,C)060-14	28400	10.80	13.00	28400	7.70	17100	1
3037447	25HCS330C30	CNRH*3617A**	58MV(B,C)080-14	28400	10.80	13.00	28400	7.70	17100	1
3037448	25HCS330C30	CNRH*3617A**	58MV(B,C)080-20	28400	10.80	13.00	28400	7.70	17100	1
3037449	25HCS330C30	CNRH*3617A**	58MV(B,C)100-20	28600	10.80	13.00	28200	7.70	17100	1
3037450	25HCS330C30	CNRH*3617A**	58MV(B,C)120-20	28400	11.00	13.20	28200	7.70	17000	1
3037490	25HCS330C30	CNRH*3617A**	58PH*070-16	28600	10.80	13.00	28200	7.70	17200	1
3037491	25HCS330C30	CNRH*3617A**	58PH*090-16	28600	11.00	13.00	28200	7.80	17100	1
3037425	25HCS330C30	CNRV*3014A**	58CV(A,X)070-12	28400	10.80	13.00	28400	7.70	17200	1
3037427	25HCS330C30	CNRV*3017A**	58CV(A,X)090-16	28600	11.00	13.20	28200	7.70	17000	1
3037426	25HCS330C30	CNRV*3017A**	58MV(B,C)060-14	28400	10.80	13.00	28400	7.70	17100	1
3037485	25HCS330C30	CNRV*3017A**	58PH*070-16	28600	10.80	13.00	28200	7.70	17200	1
3037429	25HCS330C30	CNRV*3617A**	58CV(A,X)090-16	28600	10.80	13.20	28200	7.70	17000	1
3037428	25HCS330C30	CNRV*3617A**	58MV(B,C)060-14	28400	10.80	13.00	28400	7.70	17100	1
3037486	25HCS330C30	CNRV*3617A**	58PH*070-16	28600	10.80	13.00	28200	7.70	17200	1

See notes on pg. 16

COMBINATION RATINGS CONTINUED

ARI REF No.	Model Number	Coil Model Number	Furnace Model Number	Capacity	EER	SEER	High Heat	HSPF	Low Heat	Phase
3037433	25HCS330C30	CNRV*3621A**	58CV(A,X)110-20	28600	11.00	13.20	28200	7.70	17100	1
3037430	25HCS330C30	CNRV*3621A**	58MV(B,C)080-14	28400	10.80	13.00	28400	7.70	17100	1
3037431	25HCS330C30	CNRV*3621A**	58MV(B,C)080-20	28400	10.80	13.00	28400	7.70	17100	1
3037432	25HCS330C30	CNRV*3621A**	58MV(B,C)100-20	28600	10.80	13.00	28200	7.70	17100	1
3037487	25HCS330C30	CNRV*3621A**	58PH*090-16	28800	11.00	13.00	28200	7.80	17100	1
3037462	25HCS330C30	CSRH*3012A**	58CV(A,X)070-12	28600	10.80	13.00	28200	7.70	17200	1
3037463	25HCS330C30	CSRH*3012A**	58CV(A,X)090-16	28600	11.00	13.20	28200	7.70	17100	1
3037464	25HCS330C30	CSRH*3012A**	58CV(A,X)110-20	28800	11.00	13.20	28200	7.70	17100	1
3037465	25HCS330C30	CSRH*3012A**	58CV(A,X)135-22	28800	11.00	13.20	28200	7.70	17100	1
3037466	25HCS330C30	CSRH*3012A**	58CV(A,X)155-22	28800	11.00	13.20	28200	7.70	17100	1
3037456	25HCS330C30	CSRH*3012A**	58MV(B,C)040-14	28600	10.80	13.00	28200	7.70	17200	1
3037457	25HCS330C30	CSRH*3012A**	58MV(B,C)060-14	28600	10.80	13.00	28200	7.70	17100	1
3037458	25HCS330C30	CSRH*3012A**	58MV(B,C)080-14	28600	10.80	13.00	28200	7.70	17200	1
3037459	25HCS330C30	CSRH*3012A**	58MV(B,C)080-20	28600	10.80	13.00	28200	7.70	17100	1
3037460	25HCS330C30	CSRH*3012A**	58MV(B,C)100-20	28600	11.00	13.20	28200	7.70	17100	1
3037461	25HCS330C30	CSRH*3012A**	58MV(B,C)120-20	28600	11.00	13.20	28200	7.70	17100	1
3037492	25HCS330C30	CSRH*3012A**	58PH*070-16	28800	10.80	13.00	28200	7.70	17200	1
3037493	25HCS330C30	CSRH*3012A**	58PH*090-16	28800	10.70	13.00	28000	7.80	17100	1
3037473	25HCS330C30	CSRH*3612A**	58CV(A,X)070-12	29200	11.00	13.50	27600	8.00	17200	1
3037474	25HCS330C30	CSRH*3612A**	58CV(A,X)090-16	29200	11.20	13.50	27600	8.00	17100	1
3037475	25HCS330C30	CSRH*3612A**	58CV(A,X)110-20	29400	11.20	13.50	27400	8.00	17100	1
3037476	25HCS330C30	CSRH*3612A**	58CV(A,X)135-22	29400	11.20	13.50	27400	8.00	17100	1
3037477	25HCS330C30	CSRH*3612A**	58CV(A,X)155-22	29400	11.20	13.50	27400	8.00	17100	1
3037467	25HCS330C30	CSRH*3612A**	58MV(B,C)040-14	29200	11.00	13.20	27600	8.00	17200	1
3037468	25HCS330C30	CSRH*3612A**	58MV(B,C)060-14	29200	11.00	13.20	27600	8.00	17100	1
3037469	25HCS330C30	CSRH*3612A**	58MV(B,C)080-14	29200	11.00	13.20	27600	8.00	17200	1
3037470	25HCS330C30	CSRH*3612A**	58MV(B,C)080-20	29200	11.00	13.20	27600	8.00	17100	1
3037471	25HCS330C30	CSRH*3612A**	58MV(B,C)100-20	29200	11.20	13.50	27600	8.00	17100	1
3037472	25HCS330C30	CSRH*3612A**	58MV(B,C)120-20	29200	11.20	13.50	27600	8.00	17100	1
3037494	25HCS330C30	CSRH*3612A**	58PH*070-16	29400	10.80	13.00	27400	7.90	17300	1
3037495	25HCS336C30	†FC4DN(F,B)036		34600	10.80	13.00	35000	8.00	21200	1
3037563	25HCS336C30	FC4DN(F,B)042		35400	11.00	13.20	32200	8.40	21400	1
3037565	25HCS336C30	FK4DN(B,F)003		34200	11.20	13.50	35000	8.30	20800	1
3037564	25HCS336C30	FK4DNF002		34000	10.80	13.00	36400	8.20	21000	1
3037496	25HCS336C30	CAR**3614A**	58CV(A,X)070-12	32800	10.80	13.00	34400	8.10	21000	1
3037498	25HCS336C30	CAR**3617A**	58CV(A,X)090-16	34000	11.00	13.20	35400	8.20	20800	1
3037497	25HCS336C30	CAR**3617A**	58MV(B,C)060-14	33800	10.80	13.00	35400	8.20	21000	1
3037502	25HCS336C30	CAR**3621A**	58CV(A,X)110-20	34000	11.00	13.20	35200	8.30	20800	1
3037499	25HCS336C30	CAR**3621A**	58MV(B,C)080-14	33800	10.80	13.00	35400	8.20	21000	1
3037500	25HCS336C30	CAR**3621A**	58MV(B,C)080-20	34000	10.80	13.00	35400	8.20	21000	1
3037501	25HCS336C30	CAR**3621A**	58MV(B,C)100-20	34000	11.00	13.20	35400	8.20	20800	1
3037566	25HCS336C30	CAR**3621A**	58PH*090-16	34400	11.00	13.00	35000	8.20	21000	1
3037567	25HCS336C30	CAR**3621A**	58PH*110-20	34400	11.00	13.00	35000	8.40	21000	1
3037506	25HCS336C30	CAR**4221A**	58CV(A,X)110-20	34400	11.00	13.20	34800	8.30	21000	1
3037503	25HCS336C30	CAR**4221A**	58MV(B,C)080-14	34000	10.80	13.00	35000	8.20	21000	1
3037504	25HCS336C30	CAR**4221A**	58MV(B,C)080-20	34200	11.00	13.20	35000	8.30	21000	1
3037505	25HCS336C30	CAR**4221A**	58MV(B,C)100-20	34200	11.00	13.20	35000	8.30	21000	1
3037568	25HCS336C30	CAR**4221A**	58PH*090-16	34600	11.00	13.00	34600	8.40	21000	1
3037569	25HCS336C30	CAR**4221A**	58PH*110-20	34800	11.00	13.50	34400	8.40	21000	1
3037509	25HCS336C30	CAR**4224A**	58CV(A,X)135-22	34400	11.20	13.50	34800	8.40	20800	1
3037510	25HCS336C30	CAR**4224A**	58CV(A,X)155-22	34400	11.20	13.50	34600	8.40	20800	1
3037507	25HCS336C30	CAR**4224A**	58MV(B,C)040-14	34200	10.80	13.00	35000	8.30	21000	1
3037508	25HCS336C30	CAR**4224A**	58MV(B,C)120-20	34200	11.00	13.20	34800	8.30	20800	1
3037525	25HCS336C30	CNRH*3617A**	58CV(A,X)070-12	33800	10.80	13.00	35600	8.10	21000	1
3037526	25HCS336C30	CNRH*3617A**	58CV(A,X)090-16	33800	10.80	13.00	35400	8.20	21000	1
3037527	25HCS336C30	CNRH*3617A**	58CV(A,X)110-20	33800	10.80	13.00	35400	8.20	21000	1
3037528	25HCS336C30	CNRH*3617A**	58CV(A,X)135-22	33800	10.80	13.00	35400	8.20	20800	1
3037529	25HCS336C30	CNRH*3617A**	58CV(A,X)155-22	34000	11.00	13.20	35400	8.20	20800	1
3037520	25HCS336C30	CNRH*3617A**	58MV(B,C)040-14	33600	10.80	13.00	35400	8.10	21000	1
3037521	25HCS336C30	CNRH*3617A**	58MV(B,C)060-14	33800	10.80	13.00	35400	8.20	21000	1
3037522	25HCS336C30	CNRH*3617A**	58MV(B,C)080-20	33800	10.80	13.00	35400	8.20	21000	1
3037523	25HCS336C30	CNRH*3617A**	58MV(B,C)100-20	33800	10.80	13.00	35400	8.20	21000	1
3037524	25HCS336C30	CNRH*3617A**	58MV(B,C)120-20	33800	10.80	13.00	35400	8.20	21000	1
3037574	25HCS336C30	CNRH*3617A**	58PH*090-16	34000	11.00	13.00	35600	8.20	21000	1
3037575	25HCS336C30	CNRH*3617A**	58PH*110-20	34200	11.00	13.00	35400	8.20	21000	1
3037536	25HCS336C30	CNRH*4221A**	58CV(A,X)070-12	34200	11.00	13.20	35000	8.30	21000	1
3037537	25HCS336C30	CNRH*4221A**	58CV(A,X)090-16	34400	11.20	13.50	34800	8.40	20800	1
3037538	25HCS336C30	CNRH*4221A**	58CV(A,X)110-20	34600	11.20	13.50	34800	8.40	20800	1
3037539	25HCS336C30	CNRH*4221A**	58CV(A,X)135-22	34600	11.20	13.50	34600	8.50	20800	1
3037540	25HCS336C30	CNRH*4221A**	58CV(A,X)155-22	34600	11.20	13.50	34600	8.50	20600	1
3037530	25HCS336C30	CNRH*4221A**	58MV(B,C)040-14	34200	11.00	13.20	35000	8.30	21000	1
3037531	25HCS336C30	CNRH*4221A**	58MV(B,C)060-14	34400	11.20	13.50	34800	8.40	20800	1
3037532	25HCS336C30	CNRH*4221A**	58MV(B,C)080-14	34200	11.00	13.20	35000	8.30	21000	1
3037533	25HCS336C30	CNRH*4221A**	58MV(B,C)080-20	34400	11.00	13.20	34800	8.30	21000	1
3037534	25HCS336C30	CNRH*4221A**	58MV(B,C)100-20	34400	11.20	13.50	34800	8.40	20800	1
3037535	25HCS336C30	CNRH*4221A**	58MV(B,C)120-20	34400	11.20	13.50	34800	8.40	20800	1
3037576	25HCS336C30	CNRH*4221A**	58PH*090-16	34600	11.00	13.00	34800	8.40	21000	1
3037577	25HCS336C30	CNRH*4221A**	58PH*110-20	34600	11.00	13.00	34600	8.40	21000	1
3037512	25HCS336C30	CNRV*3617A**	58CV(A,X)090-16	33800	10.80	13.00	35400	8.20	21000	1
3037511	25HCS336C30	CNRV*3617A**	58MV(B,C)060-14	33800	10.80	13.00	35400	8.20	21000	1
3037515	25HCS336C30	CNRV*3621A**	58CV(A,X)110-20	34000	10.80	13.00	35400	8.20	21000	1
3037513	25HCS336C30	CNRV*3621A**	58MV(B,C)080-20	33800	10.80	13.00	35400	8.20	21000	1
3037514	25HCS336C30	CNRV*3621A**	58MV(B,C)100-20	33800	10.80	13.00	35400	8.20	21000	1
3037570	25HCS336C30	CNRV*3621A**	58PH*090-16	34000	11.00	13.00	35400	8.20	21000	1
3037571	25HCS336C30	CNRV*3621A**	58PH*110-20	34200	11.00	13.00	35400	8.20	21000	1
3037519	25HCS336C30	CNRV*4221A**	58CV(A,X)110-20	34600	11.20	13.50	34800	8.40	20800	1
3037516	25HCS336C30	CNRV*4221A**	58MV(B,C)080-14	34200	11.00	13.20	35000	8.30	21000	1

25HCS3C

See notes on pg. 16

COMBINATION RATINGS CONTINUED

25HCS3C

ARI REF No.	Model Number	Coil Model Number	Furnace Model Number	Capacity	EER	SEER	High Heat	HSPF	Low Heat	Phase
3037517	25HCS336C30	CNRV*4221A**	58MV(B,C)080-20	34400	11.00	13.20	34800	8.30	21000	1
3037518	25HCS336C30	CNRV*4221A**	58MV(B,C)100-20	34400	11.20	13.50	34800	8.40	20800	1
3037572	25HCS336C30	CNRV*4221A**	58PH*090-16	34600	11.00	13.00	34800	8.40	21000	1
3037573	25HCS336C30	CNRV*4221A**	58PH*110-20	34600	11.00	13.00	34600	8.40	21000	1
3037547	25HCS336C30	CSRH*3612A**	58CV(A,X)070-12	33600	11.00	13.20	34400	8.30	21200	1
3037548	25HCS336C30	CSRH*3612A**	58CV(A,X)090-16	34000	11.20	13.50	34400	8.40	21000	1
3037549	25HCS336C30	CSRH*3612A**	58CV(A,X)110-20	34000	11.20	13.50	34200	8.40	21000	1
3037550	25HCS336C30	CSRH*3612A**	58CV(A,X)135-22	34000	11.20	13.50	34200	8.40	21000	1
3037551	25HCS336C30	CSRH*3612A**	58CV(A,X)155-22	34000	11.20	13.50	34200	8.50	21000	1
3037541	25HCS336C30	CSRH*3612A**	58MV(B,C)040-14	33600	11.00	13.20	34600	8.30	21200	1
3037542	25HCS336C30	CSRH*3612A**	58MV(B,C)060-14	33800	11.00	13.20	34400	8.40	21000	1
3037543	25HCS336C30	CSRH*3612A**	58MV(B,C)080-14	33600	10.80	13.00	34600	8.30	21200	1
3037544	25HCS336C30	CSRH*3612A**	58MV(B,C)100-20	33800	11.00	13.20	34400	8.40	21000	1
3037545	25HCS336C30	CSRH*3612A**	58MV(B,C)100-20	33800	11.00	13.20	34400	8.40	21000	1
3037546	25HCS336C30	CSRH*3612A**	58MV(B,C)120-20	33800	11.00	13.20	34400	8.40	21000	1
3037578	25HCS336C30	CSRH*3612A**	58PH*070-16	34800	11.00	13.00	34200	8.20	21200	1
3037579	25HCS336C30	CSRH*3612A**	58PH*090-16	35000	11.50	13.50	34000	8.50	21000	1
3037580	25HCS336C30	CSRH*3612A**	58PH*110-20	35200	11.50	13.50	33800	8.50	21000	1
3037558	25HCS336C30	CSRH*4212A**	58CV(A,X)070-12	34200	11.00	13.20	33800	8.40	21200	1
3037559	25HCS336C30	CSRH*4212A**	58CV(A,X)090-16	34200	11.20	13.50	33800	8.50	21000	1
3037560	25HCS336C30	CSRH*4212A**	58CV(A,X)110-20	34400	11.20	13.50	33600	8.50	21000	1
3037561	25HCS336C30	CSRH*4212A**	58CV(A,X)135-22	34400	11.20	13.50	33600	8.50	21000	1
3037562	25HCS336C30	CSRH*4212A**	58CV(A,X)155-22	34400	11.50	13.50	33600	8.50	21000	1
3037552	25HCS336C30	CSRH*4212A**	58MV(B,C)040-14	34000	11.00	13.20	34000	8.40	21200	1
3037553	25HCS336C30	CSRH*4212A**	58MV(B,C)060-14	34200	11.20	13.50	33800	8.40	21000	1
3037554	25HCS336C30	CSRH*4212A**	58MV(B,C)080-14	34000	11.00	13.20	34000	8.30	21200	1
3037555	25HCS336C30	CSRH*4212A**	58MV(B,C)080-20	34200	11.20	13.50	33800	8.40	21000	1
3037556	25HCS336C30	CSRH*4212A**	58MV(B,C)100-20	34200	11.20	13.50	33800	8.40	21000	1
3037557	25HCS336C30	CSRH*4212A**	58MV(B,C)120-20	34200	11.20	13.50	33800	8.40	21000	1
3037581	25HCS342C30	†FC4DN(F,B)042		41000	11.00	13.00	40500	8.00	24600	1
3037657	25HCS342C30	FC4DN(F,B)048		42000	11.20	13.50	39500	8.20	24600	1
3037658	25HCS342C30	FK4DN(B,F)003		40000	11.20	13.50	39500	7.70	23800	1
3037659	25HCS342C30	FK4DN(B,F)005		41500	12.00	14.00	39000	8.00	24000	1
3037660	25HCS342C30	FK4DNB006		42000	12.00	14.50	37200	8.20	24000	1
3037585	25HCS342C30	CAR**4221A**	58CV(A,X)110-20	40000	11.20	13.50	40000	7.70	24000	1
3037582	25HCS342C30	CAR**4221A**	58MV(B,C)080-14	39500	10.80	13.00	40000	7.70	24200	1
3037583	25HCS342C30	CAR**4221A**	58MV(B,C)080-20	39500	11.00	13.20	40000	7.70	24200	1
3037584	25HCS342C30	CAR**4221A**	58MV(B,C)100-20	39500	11.00	13.20	40000	7.70	24000	1
3037661	25HCS342C30	CAR**4221A**	58PH*090-16	40000	11.00	13.50	40000	7.70	24000	1
3037662	25HCS342C30	CAR**4221A**	58PH*110-20	40000	11.00	13.50	40000	7.80	24000	1
3037588	25HCS342C30	CAR**4224A**	58CV(A,X)135-22	40000	11.20	13.50	39500	7.70	23800	1
3037589	25HCS342C30	CAR**4224A**	58CV(A,X)155-22	40000	11.20	13.50	39500	7.70	23800	1
3037586	25HCS342C30	CAR**4224A**	58MV(B,C)040-14	39500	11.00	13.20	40000	7.70	24200	1
3037587	25HCS342C30	CAR**4224A**	58MV(B,C)120-20	39500	11.00	13.50	40000	7.70	24000	1
3037663	25HCS342C30	CAR**4224A**	58PH*135-20	40000	11.00	13.50	40000	7.80	24000	1
3037591	25HCS342C30	CAR**4817A**	58CV(A,X)090-16	41000	11.20	13.50	39500	8.00	24200	1
3037590	25HCS342C30	CAR**4817A**	58MV(B,C)060-14	40500	11.20	13.50	40000	7.70	24200	1
3037664	25HCS342C30	CAR**4817A**	58PH*070-16	40500	11.00	13.00	40000	7.80	24800	1
3037595	25HCS342C30	CAR**4821A**	58CV(A,X)110-20	40500	11.20	13.50	40000	8.00	24000	1
3037592	25HCS342C30	CAR**4821A**	58MV(B,C)080-14	40000	11.20	13.20	40000	7.70	24200	1
3037593	25HCS342C30	CAR**4821A**	58MV(B,C)080-20	40500	11.00	13.20	40000	7.70	24200	1
3037594	25HCS342C30	CAR**4821A**	58MV(B,C)100-20	40500	11.20	13.50	40000	7.70	24200	1
3037665	25HCS342C30	CAR**4821A**	58PH*090-16	40500	11.00	13.50	40000	8.00	24200	1
3037666	25HCS342C30	CAR**4821A**	58PH*110-20	41000	11.50	13.50	40000	8.00	24000	1
3037598	25HCS342C30	CAR**4824A**	58CV(A,X)135-22	40500	11.20	13.50	40000	8.00	24000	1
3037599	25HCS342C30	CAR**4824A**	58CV(A,X)155-22	40500	11.20	13.50	40000	8.00	24000	1
3037596	25HCS342C30	CAR**4824A**	58MV(B,C)040-14	40000	11.00	13.20	40000	7.70	24200	1
3037597	25HCS342C30	CAR**4824A**	58MV(B,C)120-20	40500	11.20	13.50	40000	7.70	24000	1
3037667	25HCS342C30	CAR**4824A**	58PH*135-20	41000	11.50	13.50	40000	8.00	24200	1
3037618	25HCS342C30	CNRH*4221A**	58CV(A,X)070-12	39500	10.80	13.00	40000	7.70	24200	1
3037619	25HCS342C30	CNRH*4221A**	58CV(A,X)090-16	40000	11.00	13.20	40000	7.70	24000	1
3037620	25HCS342C30	CNRH*4221A**	58CV(A,X)110-20	40000	11.00	13.20	40000	7.70	24000	1
3037621	25HCS342C30	CNRH*4221A**	58CV(A,X)135-22	40000	11.20	13.50	40000	7.70	24000	1
3037622	25HCS342C30	CNRH*4221A**	58CV(A,X)155-22	40000	11.20	13.50	40000	7.70	24000	1
3037612	25HCS342C30	CNRH*4221A**	58MV(B,C)040-14	39500	10.80	13.00	40000	7.70	24200	1
3037613	25HCS342C30	CNRH*4221A**	58MV(B,C)060-14	39500	11.00	13.20	40000	7.70	24200	1
3037614	25HCS342C30	CNRH*4221A**	58MV(B,C)080-14	39500	10.80	13.00	40000	7.70	24200	1
3037615	25HCS342C30	CNRH*4221A**	58MV(B,C)080-20	39500	11.00	13.20	40000	7.70	24200	1
3037616	25HCS342C30	CNRH*4221A**	58MV(B,C)100-20	39500	11.00	13.20	40000	7.70	24200	1
3037617	25HCS342C30	CNRH*4221A**	58MV(B,C)120-20	39500	11.00	13.20	40000	7.70	24000	1
3037672	25HCS342C30	CNRH*4221A**	58PH*090-16	40000	11.00	13.50	40000	7.70	24000	1
3037673	25HCS342C30	CNRH*4221A**	58PH*110-20	40000	11.00	13.50	40000	7.70	24000	1
3037674	25HCS342C30	CNRH*4221A**	58PH*135-20	40000	11.00	13.00	40000	7.70	24000	1
3037629	25HCS342C30	CNRH*4821A**	58CV(A,X)070-12	40500	11.00	13.20	40500	7.70	24200	1
3037630	25HCS342C30	CNRH*4821A**	58CV(A,X)090-16	40500	11.20	13.50	40000	7.70	24000	1
3037631	25HCS342C30	CNRH*4821A**	58CV(A,X)110-20	40500	11.20	13.50	40000	8.00	24000	1
3037632	25HCS342C30	CNRH*4821A**	58CV(A,X)135-22	40500	11.20	13.50	40000	8.00	24000	1
3037633	25HCS342C30	CNRH*4821A**	58CV(A,X)155-22	40500	11.50	14.00	40000	8.00	24000	1
3037623	25HCS342C30	CNRH*4821A**	58MV(B,C)040-14	40500	11.00	13.20	40500	7.70	24200	1
3037624	25HCS342C30	CNRH*4821A**	58MV(B,C)060-14	40500	11.20	13.50	40000	7.70	24200	1
3037625	25HCS342C30	CNRH*4821A**	58MV(B,C)080-14	40500	11.00	13.20	40500	7.70	24200	1
3037626	25HCS342C30	CNRH*4821A**	58MV(B,C)080-20	40500	11.20	13.50	40500	7.70	24200	1
3037627	25HCS342C30	CNRH*4821A**	58MV(B,C)100-20	40500	11.20	13.50	40000	7.70	24200	1
3037628	25HCS342C30	CNRH*4821A**	58MV(B,C)120-20	40500	11.20	13.50	40000	7.70	24000	1
3037675	25HCS342C30	CNRH*4821A**	58PH*070-16	40500	11.00	13.00	41000	7.80	24600	1
3037676	25HCS342C30	CNRH*4821A**	58PH*090-16	41000	11.50	13.50	40000	8.00	24200	1
3037677	25HCS342C30	CNRH*4821A**	58PH*110-20	41000	11.50	13.50	40000	8.00	24000	1

See notes on pg. 16

COMBINATION RATINGS CONTINUED

ARI REF No.	Model Number	Coil Model Number	Furnace Model Number	Capacity	EER	SEER	High Heat	HSPF	Low Heat	Phase
3037678	25HCS342C30	CNRH*4821A**	58PH*135-20	41000	11.50	13.50	40000	8.00	24200	1
3037603	25HCS342C30	CNRV*4221A**	58CV(A,X)110-20	40000	11.00	13.20	40000	7.70	24000	1
3037600	25HCS342C30	CNRV*4221A**	58MV(B,C)080-14	39500	10.80	13.00	40000	7.70	24200	1
3037601	25HCS342C30	CNRV*4221A**	58MV(B,C)080-20	39500	11.00	13.20	40000	7.70	24200	1
3037602	25HCS342C30	CNRV*4221A**	58MV(B,C)100-20	39500	11.00	13.20	40000	7.70	24200	1
3037668	25HCS342C30	CNRV*4221A**	58PH*090-16	40000	11.00	13.50	40000	7.70	24000	1
3037669	25HCS342C30	CNRV*4221A**	58PH*110-20	40000	11.00	13.50	40000	7.70	24000	1
3037607	25HCS342C30	CNRV*4821A**	58CV(A,X)110-20	40500	11.20	13.50	40000	8.00	24000	1
3037604	25HCS342C30	CNRV*4821A**	58MV(B,C)080-14	40500	11.00	13.20	40500	7.70	24200	1
3037605	25HCS342C30	CNRV*4821A**	58MV(B,C)080-20	40500	11.20	13.50	40500	7.70	24200	1
3037606	25HCS342C30	CNRV*4821A**	58MV(B,C)100-20	40500	11.20	13.50	40000	7.70	24200	1
3037670	25HCS342C30	CNRV*4821A**	58PH*090-16	41000	11.50	13.50	40000	8.00	24200	1
3037671	25HCS342C30	CNRV*4821A**	58PH*110-20	41000	11.50	13.50	40000	8.00	24000	1
3037610	25HCS342C30	CNRV*4824A**	58CV(A,X)135-22	40500	11.20	13.50	40000	8.00	24000	1
3037611	25HCS342C30	CNRV*4824A**	58CV(A,X)155-22	40500	11.50	14.00	40000	8.00	24000	1
3037608	25HCS342C30	CNRV*4824A**	58MV(B,C)040-14	40500	11.00	13.20	40500	7.70	24200	1
3037609	25HCS342C30	CNRV*4824A**	58MV(B,C)120-20	40500	11.20	13.50	40000	7.70	24000	1
3037640	25HCS342C30	CSRH*4212A**	58CV(A,X)070-12	40500	11.00	13.00	40500	7.70	24400	1
3037641	25HCS342C30	CSRH*4212A**	58CV(A,X)090-16	40500	11.20	13.50	40000	7.70	24200	1
3037642	25HCS342C30	CSRH*4212A**	58CV(A,X)110-20	41000	11.20	13.50	40500	8.00	24200	1
3037643	25HCS342C30	CSRH*4212A**	58CV(A,X)135-22	41000	11.20	13.50	40000	8.00	24000	1
3037644	25HCS342C30	CSRH*4212A**	58CV(A,X)155-22	41000	11.20	13.50	40000	8.00	24000	1
3037634	25HCS342C30	CSRH*4212A**	58MV(B,C)040-14	40500	11.00	13.20	40500	7.70	24200	1
3037635	25HCS342C30	CSRH*4212A**	58MV(B,C)060-14	40500	11.20	13.50	40500	7.70	24200	1
3037636	25HCS342C30	CSRH*4212A**	58MV(B,C)080-14	40500	11.00	13.20	40500	7.70	24400	1
3037637	25HCS342C30	CSRH*4212A**	58MV(B,C)080-20	40500	11.20	13.50	40500	7.70	24200	1
3037638	25HCS342C30	CSRH*4212A**	58MV(B,C)100-20	40500	11.20	13.50	40500	7.70	24200	1
3037639	25HCS342C30	CSRH*4212A**	58MV(B,C)120-20	40500	11.20	13.50	40000	7.70	24200	1
3037679	25HCS342C30	CSRH*4212A**	58PH*070-16	40500	11.00	13.00	41000	7.80	24600	1
3037680	25HCS342C30	CSRH*4212A**	58PH*090-16	41000	11.50	13.50	40000	8.00	24200	1
3037681	25HCS342C30	CSRH*4212A**	58PH*110-20	41000	11.50	13.50	40000	8.00	24000	1
3037682	25HCS342C30	CSRH*4212A**	58PH*135-20	41000	11.50	13.50	40000	8.00	24200	1
3037652	25HCS342C30	CSRH*4812A**	58CV(A,X)070-12	40500	11.00	13.20	40500	7.70	24400	1
3037653	25HCS342C30	CSRH*4812A**	58CV(A,X)090-16	41000	11.20	13.50	40000	8.00	24200	1
3037654	25HCS342C30	CSRH*4812A**	58CV(A,X)110-20	41000	11.20	13.50	40500	8.00	24200	1
3037655	25HCS342C30	CSRH*4812A**	58CV(A,X)135-22	41000	11.20	13.50	40000	8.00	24000	1
3037656	25HCS342C30	CSRH*4812A**	58CV(A,X)155-22	41000	11.50	14.00	40000	8.00	24000	1
3037646	25HCS342C30	CSRH*4812A**	58MV(B,C)040-14	40500	11.00	13.20	40500	7.70	24400	1
3037647	25HCS342C30	CSRH*4812A**	58MV(B,C)060-14	41000	11.20	13.50	40500	7.70	24200	1
3037648	25HCS342C30	CSRH*4812A**	58MV(B,C)080-14	40500	11.00	13.20	40500	7.70	24400	1
3037649	25HCS342C30	CSRH*4812A**	58MV(B,C)080-20	41000	11.20	13.50	40500	7.70	24200	1
3037650	25HCS342C30	CSRH*4812A**	58MV(B,C)100-20	41000	11.20	13.50	40500	8.00	24200	1
3037651	25HCS342C30	CSRH*4812A**	58MV(B,C)120-20	41000	11.20	13.50	40000	8.00	24200	1
3037683	25HCS342C30	CSRH*4812A**	58PH*070-16	41000	11.00	13.00	41000	7.90	24800	1
3037684	25HCS342C30	CSRH*4812A**	58PH*090-16	41000	11.50	13.50	40500	8.00	24200	1
3037685	25HCS342C30	CSRH*4812A**	58PH*110-20	41000	11.50	13.50	40000	8.00	24000	1
3037686	25HCS342C30	CSRH*4812A**	58PH*135-20	41000	11.50	13.50	40500	8.00	24200	1
3037645	25HCS342C30	CSRH*4812A**+TDR		41500	10.80	13.00	41000	7.70	25000	1
3037687	25HCS348C30	FC4DN(F,B)048		47000	10.80	13.00	47000	8.50	30200	1
3037739	25HCS348C30	FC4DN(F,B)060		47500	11.20	13.20	46000	8.20	30200	1
3037740	25HCS348C30	FK4DN(B,F)005		46500	11.20	13.50	46000	8.40	29600	1
3037741	25HCS348C30	FK4DNB006		47500	11.50	14.00	46000	8.60	29600	1
3037688	25HCS348C30	CAR**4817A**	58CV(A,X)090-16	44000	11.00	13.20	45000	8.30	30000	1
3037691	25HCS348C30	CAR**4821A**	58CV(A,X)110-20	45000	11.00	13.20	46000	8.20	29800	1
3037689	25HCS348C30	CAR**4821A**	58MV(B,C)080-20	45000	10.80	13.00	46000	8.10	29800	1
3037690	25HCS348C30	CAR**4821A**	58MV(B,C)100-20	45000	10.80	13.00	46000	8.20	29800	1
3037742	25HCS348C30	CAR**4821A**	58PH*090-16	45500	11.00	13.00	46000	8.20	29800	1
3037743	25HCS348C30	CAR**4821A**	58PH*110-20	45500	11.50	13.50	45500	8.20	29600	1
3037693	25HCS348C30	CAR**4824A**	58CV(A,X)135-22	45500	11.20	13.50	46000	8.30	29600	1
3037694	25HCS348C30	CAR**4824A**	58CV(A,X)155-22	45500	11.20	13.50	45500	8.30	29400	1
3037692	25HCS348C30	CAR**4824A**	58MV(B,C)120-20	45000	11.00	13.20	46000	8.20	29800	1
3037744	25HCS348C30	CAR**4824A**	58PH*135-20	45500	11.50	13.50	46000	8.20	29800	1
3037697	25HCS348C30	CAR**6021A**	58CV(A,X)110-20	46500	11.20	13.50	46000	8.30	29600	1
3037695	25HCS348C30	CAR**6021A**	58MV(B,C)080-20	46000	11.00	13.20	46000	8.20	29800	1
3037696	25HCS348C30	CAR**6021A**	58MV(B,C)100-20	46500	11.20	13.50	46000	8.20	29800	1
3037745	25HCS348C30	CAR**6021A**	58PH*090-16	47000	11.50	13.50	46000	8.40	30000	1
3037746	25HCS348C30	CAR**6021A**	58PH*110-20	47000	12.00	14.00	46000	8.40	29600	1
3037699	25HCS348C30	CAR**6024A**	58CV(A,X)135-22	46500	11.20	13.50	46000	8.30	29600	1
3037700	25HCS348C30	CAR**6024A**	58CV(A,X)155-22	46500	11.50	13.50	46000	8.40	29600	1
3037698	25HCS348C30	CAR**6024A**	58MV(B,C)120-20	46000	11.20	13.50	46000	8.20	29800	1
3037747	25HCS348C30	CAR**6024A**	58PH*135-20	46500	11.50	13.50	46000	8.40	29800	1
3037713	25HCS348C30	CNRH*4821A**	58CV(A,X)090-16	45000	11.00	13.20	46000	8.20	29800	1
3037714	25HCS348C30	CNRH*4821A**	58CV(A,X)110-20	45500	11.00	13.20	46000	8.20	29600	1
3037715	25HCS348C30	CNRH*4821A**	58CV(A,X)135-22	45500	11.20	13.50	45500	8.30	29600	1
3037716	25HCS348C30	CNRH*4821A**	58CV(A,X)155-22	45500	11.20	13.50	45500	8.30	29400	1
3037710	25HCS348C30	CNRH*4821A**	58MV(B,C)080-20	45000	10.80	13.00	46000	8.10	29800	1
3037711	25HCS348C30	CNRH*4821A**	58MV(B,C)100-20	45000	11.00	13.20	46000	8.20	29800	1
3037712	25HCS348C30	CNRH*4821A**	58MV(B,C)120-20	45000	11.00	13.20	46000	8.20	29800	1
3037752	25HCS348C30	CNRH*4821A**	58PH*090-16	45500	11.00	13.00	46000	8.20	29800	1
3037753	25HCS348C30	CNRH*4821A**	58PH*110-20	45500	11.50	13.50	45500	8.20	29600	1
3037754	25HCS348C30	CNRH*4821A**	58PH*135-20	45500	11.50	13.50	46000	8.20	29600	1
3037720	25HCS348C30	CNRH*6024A**	58CV(A,X)090-16	46000	11.20	13.50	46000	8.20	29800	1
3037721	25HCS348C30	CNRH*6024A**	58CV(A,X)110-20	46500	11.20	13.50	46000	8.20	29600	1
3037722	25HCS348C30	CNRH*6024A**	58CV(A,X)135-22	46500	11.20	13.50	46000	8.30	29600	1
3037723	25HCS348C30	CNRH*6024A**	58CV(A,X)155-22	46500	11.20	13.50	45500	8.30	29400	1
3037717	25HCS348C30	CNRH*6024A**	58MV(B,C)080-20	46000	11.00	13.20	46000	8.20	29800	1
3037718	25HCS348C30	CNRH*6024A**	58MV(B,C)100-20	46000	11.20	13.50	46000	8.20	29800	1

25HCS3C

See notes on pg. 16

COMBINATION RATINGS CONTINUED

ARI REF No.	Model Number	Coil Model Number	Furnace Model Number	Capacity	EER	SEER	High Heat	HSPF	Low Heat	Phase
3037719	25HCS348C30	CNRH*6024A**	58MV(B,C)120-20	46000	11.20	13.50	46000	8.20	29800	1
3037755	25HCS348C30	CNRH*6024A**	58PH*090-16	46500	11.50	13.50	46000	8.20	30000	1
3037756	25HCS348C30	CNRH*6024A**	58PH*110-20	46500	12.00	14.00	46000	8.40	29600	1
3037757	25HCS348C30	CNRH*6024A**	58PH*135-20	46500	11.50	13.50	46000	8.40	29800	1
3037703	25HCS348C30	CNRV*4821A**	58CV(A,X)110-20	45000	11.00	13.20	46000	8.20	29600	1
3037701	25HCS348C30	CNRV*4821A**	58MV(B,C)080-20	45000	10.80	13.00	46000	8.10	29800	1
3037702	25HCS348C30	CNRV*4821A**	58MV(B,C)100-20	45000	11.00	13.20	46000	8.20	29800	1
3037748	25HCS348C30	CNRV*4821A**	58PH*090-16	45500	11.00	13.00	46000	8.20	29800	1
3037749	25HCS348C30	CNRV*4821A**	58PH*110-20	45500	11.50	13.50	45500	8.20	29600	1
3037705	25HCS348C30	CNRV*4824A**	58CV(A,X)135-22	45500	11.20	13.50	45000	8.30	29600	1
3037706	25HCS348C30	CNRV*4824A**	58CV(A,X)155-22	45500	11.20	13.50	45500	8.30	29400	1
3037704	25HCS348C30	CNRV*4824A**	58MV(B,C)120-20	45000	11.00	13.20	46000	8.20	29800	1
3037750	25HCS348C30	CNRV*4824A**	58PH*135-20	45500	11.50	13.50	46000	8.20	29600	1
3037708	25HCS348C30	CNRV*6024A**	58CV(A,X)135-22	46500	11.20	13.50	46000	8.30	29600	1
3037709	25HCS348C30	CNRV*6024A**	58CV(A,X)155-22	46500	11.20	13.50	45500	8.30	29400	1
3037707	25HCS348C30	CNRV*6024A**	58MV(B,C)120-20	46000	11.20	13.50	46000	8.20	29800	1
3037751	25HCS348C30	CNRV*6024A**	58PH*135-20	46500	11.50	13.50	46000	8.40	29800	1
3037727	25HCS348C30	CSRH*4812A**	58CV(A,X)090-16	45000	11.00	13.20	46000	8.20	29800	1
3037728	25HCS348C30	CSRH*4812A**	58CV(A,X)110-20	45000	11.00	13.20	46000	8.30	29800	1
3037729	25HCS348C30	CSRH*4812A**	58CV(A,X)135-22	45500	11.20	13.50	46000	8.30	29800	1
3037730	25HCS348C30	CSRH*4812A**	58CV(A,X)155-22	45500	11.20	13.50	45500	8.40	29600	1
3037724	25HCS348C30	CSRH*4812A**	58MV(B,C)080-20	45000	10.80	13.00	46000	8.20	30000	1
3037725	25HCS348C30	CSRH*4812A**	58MV(B,C)100-20	45000	11.00	13.20	46000	8.20	30000	1
3037726	25HCS348C30	CSRH*4812A**	58MV(B,C)120-20	45000	11.00	13.20	46000	8.20	29800	1
3037758	25HCS348C30	CSRH*4812A**	58PH*090-16	46000	11.50	13.50	46000	8.20	29800	1
3037759	25HCS348C30	CSRH*4812A**	58PH*110-20	46000	11.50	13.50	46000	8.40	29600	1
3037760	25HCS348C30	CSRH*4812A**	58PH*135-20	46000	11.50	13.50	46000	8.20	29800	1
3037735	25HCS348C30	CSRH*6012A**	58CV(A,X)090-16	46000	11.20	13.50	46000	8.30	29800	1
3037736	25HCS348C30	CSRH*6012A**	58CV(A,X)110-20	46000	11.20	13.50	46000	8.40	29800	1
3037737	25HCS348C30	CSRH*6012A**	58CV(A,X)135-22	46500	11.20	13.50	46000	8.40	29600	1
3037738	25HCS348C30	CSRH*6012A**	58CV(A,X)155-22	46500	11.50	14.00	46000	8.50	29600	1
3037732	25HCS348C30	CSRH*6012A**	58MV(B,C)080-20	46000	11.20	13.50	46000	8.30	30000	1
3037733	25HCS348C30	CSRH*6012A**	58MV(B,C)100-20	46000	11.20	13.50	46000	8.30	29800	1
3037734	25HCS348C30	CSRH*6012A**	58MV(B,C)120-20	46000	11.20	13.50	46000	8.30	29800	1
3037761	25HCS348C30	CSRH*6012A**	58PH*090-16	47000	11.50	13.50	46500	8.50	30000	1
3037762	25HCS348C30	CSRH*6012A**	58PH*110-20	47000	12.00	14.00	46000	8.50	29600	1
3037763	25HCS348C30	CSRH*6012A**	58PH*135-20	47000	11.50	13.50	46000	8.50	29800	1
3037731	25HCS348C30	CSRH*6012A**+TDR		46000	10.80	13.00	46000	8.40	30800	1
3037764	25HCS360C30	†FC4DN(FB)060		59000	10.80	13.00	60000	8.10	37200	1
3037772	25HCS360C30	CAR**6021A**	58PH*110-20	57500	11.00	13.00	59500	7.90	36400	1
3037765	25HCS360C30	CAR**6024A**	58CV(A,X)155-22	58000	10.80	13.00	59500	7.90	36400	1
3037770	25HCS360C30	CK5A/CK5BX060+TXV	58CV(A,X)155-22	57500	10.80	13.00	59000	7.80	36200	1
3037767	25HCS360C30	CNRH*6024A**	58CV(A,X)155-22	57500	10.80	13.00	59000	7.80	36200	1
3037773	25HCS360C30	CNRH*6024A**	58PH*110-20	57500	11.00	13.00	59500	7.80	36400	1
3037766	25HCS360C30	CNRV*6024A**	58CV(A,X)155-22	57500	10.80	13.00	59000	7.80	36200	1
3037768	25HCS360C30	CSRH*6012A**	58CV(A,X)135-22	57500	10.80	13.00	59500	7.90	36400	1
3037769	25HCS360C30	CSRH*6012A**	58CV(A,X)155-22	58000	11.00	13.20	59500	7.90	36400	1
3037774	25HCS360C30	CSRH*6012A**	58PH*110-20	58000	11.00	13.00	59500	7.90	36400	1
3037775	25HCS360C30	CSRH*6012A**	58PH*135-20	57500	11.00	13.00	59500	7.90	36400	1
3037771	25HCS360C30	FK4DNB006		58500	11.00	13.20	59500	8.10	36400	1

† Ratings are net values reflecting the effects of circulating fan heat. Supplemental electric heat is not included. Ratings are based on:
Cooling Standard: 80°F (27°C) db 67°F (19°C) wb indoor entering air temperature and 95°F (35°C) db air entering outdoor unit.
High-Temp Heating Standard: 70°F (21°C) db indoor entering air temperature and 47°F (8°C) db 43°F (6°C) wb air entering outdoor unit.
Low-Temp Heating Standard: 70°F (21°C) db indoor entering air temperature and 17°F (-9°C) db 15°F (-10°C) wb air entering outdoor unit.

SEER — Seasonal Energy Efficiency Ratio
COP — Coefficient of Performance
TDR — Time-Delay Relay
HSPF — Heating Seasonal Performance Factor
EER — Energy Efficiency Ratio

25HCS3C

DETAILED COOLING CAPACITIES

EVAPORATOR AIR		CONDENSER ENTERING AIR TEMPERATURES deg °F (°C)																	
CFM	EWB	75 (23.9)			85 (29.4)			95 (35)			105 (40.6)			115 (46.1)			125 (51.7)		
		Capacity MBtuh Total	Sens	Total Sys-tem KW	Capacity MBtuh Total	Sens	Total Sys-tem KW	Capacity MBtuh Total	Sens	Total Sys-tem KW	Capacity MBtuh Total	Sens	Total Sys-tem KW	Capacity MBtuh Total	Sens	Total Sys-tem KW	Capacity MBtuh Total	Sens	Total Sys-tem KW
		25HCS18C Outdoor Section With FA4CN(F,C)018 Indoor Section																	
72		19.93	9.85	1.25	19.22	9.59	1.40	18.48	9.32	1.56	17.70	9.03	1.74	16.88	8.74	1.93	16.02	8.43	2.15
67		18.11	12.26	1.24	17.44	11.99	1.38	16.74	11.70	1.54	16.01	11.41	1.72	15.24	11.10	1.92	14.43	10.78	2.13
63	525	16.80	11.84	1.23	16.16	11.56	1.37	15.50	11.26	1.53	14.80	10.96	1.71	14.07	10.65	1.90	13.30	10.32	2.12
62		16.50	14.62	1.22	15.89	14.32	1.37	15.25	14.00	1.53	14.59	13.65	1.71	13.89	13.88	1.90	13.25	13.25	2.12
57		16.02	16.02	1.22	15.52	15.52	1.37	15.00	15.00	1.53	14.45	14.45	1.71	13.87	13.87	1.90	13.25	13.25	2.12
72		20.27	10.30	1.28	19.54	10.03	1.43	18.77	9.76	1.59	17.96	9.47	1.77	17.12	9.17	1.97	16.23	8.86	2.18
67		18.42	13.01	1.27	17.73	12.73	1.41	17.00	12.44	1.57	16.24	12.14	1.75	15.45	11.82	1.95	14.62	11.49	2.16
63	600	17.09	12.54	1.26	16.43	12.25	1.40	15.74	11.95	1.56	15.02	11.64	1.74	14.27	11.32	1.94	13.48	10.98	2.15
62		16.84	15.58	1.26	16.22	15.24	1.40	15.56	15.56	1.56	14.95	14.95	1.74	14.34	14.34	1.94	13.70	13.70	2.15
57		16.61	16.61	1.25	16.09	16.09	1.40	15.54	15.54	1.56	14.96	14.96	1.74	14.35	14.35	1.94	13.70	13.70	2.15
72		20.52	10.72	1.31	19.77	10.45	1.46	18.98	10.18	1.62	18.15	9.89	1.80	17.28	9.59	2.00	16.37	9.27	2.21
67		18.64	13.73	1.30	17.93	13.44	1.44	17.19	13.14	1.61	16.42	12.83	1.78	15.60	12.51	1.98	14.76	12.17	2.20
63	675	17.31	13.20	1.29	16.63	12.91	1.43	15.92	12.60	1.59	15.19	12.28	1.77	14.42	11.95	1.97	13.61	11.60	2.18
62		17.13	17.13	1.29	16.56	16.56	1.43	15.98	15.98	1.59	15.37	15.37	1.77	14.74	14.74	1.97	14.07	14.07	2.19
57		17.10	17.10	1.29	16.56	16.56	1.43	15.98	15.98	1.59	15.38	15.38	1.77	14.74	14.74	1.97	14.07	14.07	2.19

Cooling Indoor Model	Capacity	Power	Furnace Model
CSRH*2412A**	1.02	0.88	58MV0600-14
CNRH*2417A**	1.02	0.88	58MV0600-14
CSRH*2412A**	1.02	0.88	58MV0600-14
CAR**2417A**	1.01	0.87	58UV0600-14
CNRV*2417A**	1.01	0.87	58UV0600-14

See notes on page 23

Cooling Indoor Model	Capacity	Power	Furnace Model
*FA4CN(F,C)018	1.00	1.00	
FA4CN(F,C)024	1.00	1.00	
FC4DNF018	1.02	0.92	
FC4DNF024	1.03	0.89	
FF1ENE018	0.99	0.99	
FF1ENE024	1.01	1.01	
FK4DNF001	1.02	0.88	
FK4DNF002	1.03	0.89	
CAR**2414A**	1.01	1.01	
CNRH*2417A**	1.01	1.01	
CNRH*2418A**	1.02	1.00	
CNRH*2417A**	1.02	1.00	
CNRV*1814A**	1.01	1.01	
CNRV*2414A**	1.02	1.00	
CNRV*2417A**	1.02	1.00	
CSRH*2412A**	1.02	1.00	
CAR**1814A**	0.98	0.88	58CV(A,X)070-12
CAR**2414A**	1.01	0.87	58CV(A,X)070-12
CNRH*2417A**	1.01	0.87	58CV(A,X)070-12
CNRV*1814A**	1.01	0.91	58CV(A,X)070-12
CNRV*2414A**	1.01	0.87	58CV(A,X)070-12
CSRH*2412A**	1.02	0.88	58CV(A,X)070-12
CAR**2417A**	1.01	0.87	58CV(A,X)090-16
CNRH*2417A**	1.02	0.88	58CV(A,X)090-16
CNRV*2417A**	1.02	0.88	58CV(A,X)090-16
CSRH*2412A**	1.02	0.88	58CV(A,X)090-16
CNRH*2417A**	1.01	0.87	58MV0600-14
CSRH*2412A**	1.02	0.88	58MV0600-14
CAR**2417A**	1.01	0.87	58MV0600-14
CNRH*2417A**	1.01	0.87	58MV0600-14
CNRV*2417A**	1.01	0.87	58MV0600-14



25HCS3C

DETAILED COOLING CAPACITIES (CONT.)

EVAPORATOR AIR		CONDENSER ENTERING AIR TEMPERATURES deg °F (°C)																	
		75 (23.9)			85 (29.4)			95 (35)			105 (40.6)			115 (46.1)			125 (51.7)		
		CFM	EWB	Capacity MBtuh		Total System KW	Capacity MBtuh		Total System KW	Capacity MBtuh		Total System KW	Capacity MBtuh		Total System KW	Capacity MBtuh		Total System KW	
Total	Sens			Total	Sens		Total	Sens		Total	Sens		Total	Sens					
25HCS24C Outdoor Section With FA4CN(F,C)024 Indoor Section																			
72		27.28	14.15	1.66	26.28	13.76	1.86	25.23	13.36	2.07	24.14	12.95	2.31	23.00	12.53	2.57	21.81	12.09	2.85
67		24.75	17.62	1.66	23.82	17.22	1.85	22.84	16.82	2.06	21.83	16.39	2.30	20.77	15.95	2.55	19.67	15.49	2.83
63		22.95	17.00	1.65	22.07	16.60	1.84	21.15	16.18	2.05	20.19	15.75	2.29	19.19	15.30	2.54	18.14	14.83	2.82
62		22.57	21.07	1.65	21.72	20.64	1.84	20.85	20.18	2.05	19.95	19.68	2.29	19.05	19.05	2.54	18.20	18.20	2.82
57		22.04	22.04	1.65	21.34	21.34	1.84	20.61	20.61	2.05	19.85	19.85	2.29	19.05	19.05	2.54	18.20	18.20	2.82
72		27.75	14.81	1.70	26.71	14.42	1.90	25.63	14.02	2.11	24.50	13.61	2.35	23.32	13.18	2.61	22.08	12.73	2.89
67		25.18	18.74	1.70	24.21	18.33	1.89	23.20	17.92	2.10	22.15	17.48	2.34	21.06	17.03	2.59	19.92	16.56	2.87
63		23.34	18.04	1.69	22.43	17.63	1.88	21.48	17.20	2.09	20.49	16.76	2.33	19.46	16.30	2.58	18.38	15.82	2.86
62		23.06	22.49	1.69	22.21	21.99	1.88	21.36	21.36	2.09	20.56	20.56	2.33	19.71	19.71	2.59	18.82	18.82	2.86
57		22.87	22.87	1.69	22.13	22.13	1.88	21.36	21.36	2.09	20.56	20.56	2.33	19.71	19.71	2.59	18.82	18.82	2.86
72		28.10	15.45	1.74	27.03	15.05	1.93	25.91	14.64	2.15	24.75	14.23	2.39	23.54	13.79	2.64	22.28	13.34	2.93
67		25.49	19.80	1.73	24.50	19.39	1.92	23.46	18.96	2.14	22.39	18.51	2.37	21.27	18.05	2.63	20.11	17.57	2.91
63		23.64	19.02	1.73	22.71	18.61	1.92	21.73	18.17	2.13	20.72	17.72	2.37	19.66	17.25	2.62	18.57	16.75	2.90
62		23.56	23.56	1.73	22.79	22.79	1.92	21.98	21.98	2.13	21.14	21.14	2.37	20.26	20.26	2.63	19.33	19.33	2.91
57		23.56	23.56	1.73	22.79	22.79	1.92	21.99	21.99	2.13	21.14	21.14	2.37	20.26	20.26	2.63	19.33	19.33	2.91

Cooling Indoor Model	Capacity	Power	Furnace Model
CNRH*2417A**	1.01	0.93	58MV080-20
CNRH*3017A**	1.02	0.94	58MV080-20
CNRH*2412A**	1.01	0.93	58MV080-20
CSRH*3012A**	1.02	0.94	58MV080-20
CNRH*2417A**	1.01	0.93	58MV100-20
CNRH*3017A**	1.02	0.94	58MV100-20
CNRH*2412A**	1.01	0.93	58MV100-20
CSRH*3012A**	1.02	0.94	58MV100-20
CNRH*2417A**	1.01	0.93	58MV120-20
CNRH*3017A**	1.02	0.94	58MV120-20
CNRH*2412A**	1.01	0.93	58MV120-20
CSRH*3012A**	1.02	0.94	58MV120-20
CAR**2417A**	1.01	0.93	58UV060-14
CAR**3017A**	1.02	0.94	58UV060-14
CNRV*3017A**	1.01	0.93	58UV060-14
CNRV*2417A**	1.02	0.94	58UV060-14

Cooling Indoor Model	Capacity	Power	Furnace Model
CNRH*3017A**	1.02	0.94	58CV(A,X)090-16
CNRV*2417A**	1.01	0.93	58CV(A,X)090-16
CNRV*3017A**	1.02	0.94	58CV(A,X)090-16
CSRH*2412A**	1.01	0.93	58CV(A,X)090-16
CSRH*3012A**	1.02	0.94	58CV(A,X)090-16
CNRH*2417A**	1.01	0.93	58CV(A,X)110-20
CNRH*3017A**	1.02	0.94	58CV(A,X)110-20
CNRH*2412A**	1.01	0.93	58CV(A,X)110-20
CSRH*3012A**	1.02	0.94	58CV(A,X)110-20
CNRH*2417A**	1.01	0.93	58CV(A,X)135-22
CNRH*3017A**	1.02	0.94	58CV(A,X)135-22
CNRH*2412A**	1.01	0.93	58CV(A,X)135-22
CSRH*3012A**	1.02	0.94	58CV(A,X)135-22
CNRH*2417A**	1.01	0.93	58MV040-14
CNRH*3017A**	1.02	0.94	58MV040-14
CNRH*2412A**	1.01	0.93	58MV040-14
CSRH*3012A**	1.02	0.94	58MV040-14
CAR**2417A**	1.01	0.93	58MV060-14
CAR**3017A**	1.02	0.94	58MV060-14
CNRV*3017A**	1.01	0.93	58MV060-14
CNRV*2417A**	1.02	0.94	58MV060-14
CNRH*2417A**	1.01	0.93	58MV080-14
CNRH*3017A**	1.02	0.94	58MV080-14
CNRH*2412A**	1.01	0.93	58MV080-14
CSRH*3012A**	1.02	0.94	58MV080-14
CNRH*2417A**	1.01	0.93	58MV080-14
CNRH*3017A**	1.02	0.94	58MV080-14
CNRH*2412A**	1.01	0.93	58MV080-14
CSRH*3012A**	1.02	0.94	58MV080-14

Cooling Indoor Model	Capacity	Power	Furnace Model
*FA4CN(F,C)024	1.00	1.00	
FA4CN(F,C)030	1.02	1.00	
FC4DNF024	1.03	0.92	
FC4DNF030	1.03	0.93	
FF1ENE024	1.01	1.01	
FF1ENE030	1.01	1.01	
FK4DN(B,F)003	1.03	0.89	
FK4DNF001	1.02	0.92	
FK4DNF002	1.03	0.89	
CAR**2414A**	1.01	1.01	
CAR**2417A**	1.01	1.01	
CAR**3014A**	1.02	1.02	
CAR**3017A**	1.02	1.02	
CNRH*2418A**	1.01	1.01	
CNRH*2417A**	1.01	1.01	
CNRH*3017A**	1.02	1.02	
CNRV*2414A**	1.01	1.01	
CNRV*2417A**	1.01	1.01	
CNRV*3014A**	1.02	1.02	
CNRV*3017A**	1.02	1.02	
CSRH*2412A**	1.01	0.99	
CSRH*3012A**	1.02	1.00	
CAR**2414A**	1.01	0.93	58CV(A,X)070-12
CAR**3014A**	1.01	0.93	58CV(A,X)070-12
CNRH*2417A**	1.01	0.93	58CV(A,X)070-12
CNRH*3017A**	1.02	0.94	58CV(A,X)070-12
CNRV*2414A**	1.01	0.93	58CV(A,X)070-12
CNRV*2417A**	1.01	0.93	58CV(A,X)070-12
CNRV*3012A**	1.01	0.93	58CV(A,X)070-12
CNRV*3012A**	1.01	0.93	58CV(A,X)070-12
CAR**2417A**	1.01	0.93	58CV(A,X)090-16
CAR**3017A**	1.02	0.94	58CV(A,X)090-16
CNRH*2417A**	1.01	0.93	58CV(A,X)090-16

See notes on page 23

DETAILED COOLING CAPACITIES (CONT.)

EVAPORATOR AIR		CONDENSER ENTERING AIR TEMPERATURES deg °F (°C)																	
		75 (23.9)			85 (29.4)			95 (35)			105 (40.6)			115 (46.1)			125 (51.7)		
		Capacity MBtuh		Total System KW	Capacity MBtuh		Total System KW	Capacity MBtuh		Total System KW	Capacity MBtuh		Total System KW	Capacity MBtuh		Total System KW	Capacity MBtuh		Total System KW
CFM	EWB	Total	Sens	Total	Sens	Total	Sens	Total	Sens	Total	Sens	Total	Sens	Total	Sens	Total	Sens	Total	
		25HCS30C Outdoor Section With FC4DNF030 Indoor Section																	
72		33.71	17.70	2.10	32.43	17.20	2.35	31.12	16.69	2.63	29.78	16.17	2.95	28.37	15.64	3.29	26.90	15.08	3.66
67	875	30.73	21.88	2.10	29.54	21.37	2.36	28.32	20.84	2.64	27.07	20.31	2.95	25.76	19.75	3.29	24.38	19.17	3.66
63		28.57	21.16	2.11	27.45	20.64	2.36	26.30	20.11	2.64	25.11	19.56	2.95	23.86	18.99	3.29	22.55	18.40	3.65
62		26.09	26.01	2.11	27.01	25.45	2.36	25.91	24.87	2.64	24.78	24.26	2.95	23.61	23.58	3.29	22.45	22.45	3.65
57		27.22	27.52	2.11	26.34	26.34	2.36	25.44	25.44	2.64	24.49	24.49	2.95	23.50	23.50	3.29	22.45	22.45	3.65
72		34.33	18.52	2.12	32.99	18.01	2.38	31.63	17.49	2.66	30.24	16.97	2.97	28.79	16.43	3.32	27.27	15.87	3.69
67	1000	31.30	23.22	2.13	30.07	22.70	2.38	28.80	22.16	2.67	27.51	21.62	2.98	26.15	21.05	3.32	24.74	20.45	3.69
63		29.11	22.42	2.14	27.95	21.89	2.39	26.76	21.34	2.67	25.53	20.79	2.98	24.25	20.20	3.32	22.90	19.60	3.68
62		28.72	27.74	2.14	27.82	27.13	2.39	26.51	26.47	2.67	25.39	25.39	2.98	24.33	24.33	3.32	23.23	23.23	3.69
57		28.26	28.26	2.14	27.34	27.34	2.39	26.38	26.38	2.67	25.39	25.39	2.98	24.34	24.34	3.32	23.23	23.23	3.69
72		34.80	19.31	2.15	33.43	18.79	2.40	32.03	18.27	2.69	30.60	17.74	3.00	29.11	17.20	3.35	27.55	16.63	3.72
67	1125	31.75	24.52	2.16	30.48	23.99	2.41	29.17	23.44	2.69	27.85	22.88	3.01	26.46	22.29	3.35	25.02	21.68	3.72
63		29.54	23.63	2.16	28.35	23.09	2.42	27.13	22.54	2.70	25.87	21.96	3.01	24.55	21.37	3.35	23.18	20.74	3.71
62		29.28	29.25	2.16	28.19	28.19	2.42	27.16	27.16	2.70	26.13	26.13	3.01	25.03	25.03	3.35	23.88	23.88	3.72
57		29.14	29.14	2.16	28.17	28.17	2.42	27.17	27.17	2.70	26.13	26.13	3.01	25.04	25.04	3.35	23.89	23.89	3.72

Cooling Indoor Model	Capacity	Power	Furnace Model
CSRH*3612A**	1.01	0.98	58CV(A,X)155-22
CAR**3017A**	0.99	0.99	58MV(B)040-14
CNRH*3617A**	0.99	0.99	58MV(B)040-14
CAR**3621A**	0.99	0.98	58UV(B)060-14
CNRV*3012A**	1.01	1.00	58MV(B)040-14
CAR**3017A**	0.99	0.99	58MV(B)060-14
CNRH*3617A**	0.99	0.99	58MV(B)060-14
CNRV*3017A**	0.99	0.99	58MV(B)060-14
CAR**3621A**	0.99	0.99	58UV(B)060-14
CNRV*3017A**	0.99	0.99	58UV(B)060-14
CNRV*3621A**	0.99	0.99	58UV(B)060-14
CNRV*3621A**	0.99	0.99	58UV(B)060-14

See notes on page 23

Cooling Indoor Model	Capacity	Power	Furnace Model
CSRH*3612A**	1.02	0.98	58CV(A,X)155-22
CNRH*3017A**	0.99	0.99	58MV(B)040-14
CNRH*3617A**	0.99	0.99	58MV(B)040-14
CSRH*3012A**	0.99	0.99	58MV(B)040-14
CSRH*3612A**	1.01	1.00	58MV(B)040-14
CAR**3017A**	0.99	0.99	58MV(B)060-14
CAR**3617A**	0.99	0.99	58MV(B)060-14
CNRH*3017A**	0.99	0.99	58MV(B)060-14
CNRH*3617A**	0.99	0.99	58MV(B)060-14
CNRV*3017A**	0.99	0.99	58MV(B)060-14
CNRV*3617A**	0.99	0.99	58MV(B)060-14
CSRH*3012A**	0.99	0.99	58MV(B)080-14
CSRH*3612A**	1.01	1.00	58MV(B)080-14
CAR**3621A**	0.99	0.98	58UV(B)060-20
CNRH*3017A**	0.99	0.99	58MV(B)080-20
CNRH*3617A**	0.99	0.99	58MV(B)080-20
CNRV*3621A**	0.99	0.99	58UV(B)060-20
CSRH*3012A**	0.99	0.99	58MV(B)080-20
CSRH*3612A**	1.01	1.00	58MV(B)080-20
CAR**3621A**	0.99	0.98	58UV(B)100-20
CNRH*3017A**	0.99	0.99	58MV(B)100-20
CNRH*3617A**	0.99	0.99	58MV(B)100-20
CNRV*3621A**	0.99	0.99	58UV(B)100-20
CSRH*3012A**	0.99	0.98	58MV(B)100-20
CSRH*3612A**	1.01	1.00	58MV(B)100-20
CNRH*3017A**	0.99	0.97	58MV(B)120-20
CNRH*3617A**	0.99	0.97	58MV(B)120-20
CSRH*3012A**	0.99	0.98	58MV(B)120-20

Cooling Indoor Model	Capacity	Power	Furnace Model
*FC4DNF030	1.00	1.00	
FC4DN(FB)036	1.01	1.01	
FK4DN(B,F)003	1.00	0.96	
FK4DNF001	0.99	0.99	
FK4DNF002	1.00	0.98	
CAR**3014A**	0.99	0.99	58CV(A,X)070-12
CAR**3614A**	0.99	0.99	58CV(A,X)070-12
CNRH*3017A**	0.99	0.99	58CV(A,X)070-12
CNRH*3617A**	0.99	0.99	58CV(A,X)070-12
CNRV*3014A**	0.99	0.99	58CV(A,X)090-16
CSRH*3012A**	0.99	0.99	58CV(A,X)090-16
CSRH*3612A**	1.01	1.00	58CV(A,X)090-16
CAR**3017A**	0.99	0.97	58CV(A,X)090-16
CAR**3617A**	0.99	0.98	58CV(A,X)090-16
CNRH*3017A**	0.99	0.98	58CV(A,X)090-16
CNRH*3617A**	0.99	0.98	58CV(A,X)090-16
CNRV*3017A**	0.99	0.98	58CV(A,X)090-16
CNRV*3617A**	0.99	0.99	58CV(A,X)090-16
CSRH*3012A**	0.99	0.98	58CV(A,X)110-20
CSRH*3612A**	1.01	1.00	58CV(A,X)110-20
CAR**3621A**	0.99	0.98	58UV(B)060-20
CNRH*3017A**	0.99	0.98	58CV(A,X)110-20
CNRH*3621A**	0.99	0.99	58CV(A,X)110-20
CNRV*3017A**	0.99	0.99	58CV(A,X)110-20
CNRV*3617A**	0.99	0.98	58CV(A,X)110-20
CSRH*3012A**	0.99	0.98	58CV(A,X)110-20
CSRH*3612A**	1.00	0.98	58CV(A,X)110-20
CAR**3621A**	0.99	0.98	58UV(B)060-20
CNRH*3017A**	0.99	0.98	58CV(A,X)135-22
CNRH*3617A**	0.99	0.98	58CV(A,X)135-22
CNRV*3012A**	1.00	0.98	58CV(A,X)135-22
CSRH*3012A**	1.02	0.98	58CV(A,X)135-22
CNRH*3017A**	0.99	0.98	58CV(A,X)155-22
CNRH*3617A**	0.99	0.98	58CV(A,X)155-22
CSRH*3012A**	1.00	0.98	58CV(A,X)155-22



DETAILED COOLING CAPACITIES (CONT.)

EVAPORATOR AIR		CONDENSER ENTERING AIR TEMPERATURES deg °F (°C)																	
		75 (23.9)			85 (29.4)			95 (35)			105 (40.6)			115 (46.1)			125 (51.7)		
		Capacity MBtuh	Total System KW	Furnace Model	Capacity MBtuh	Total System KW	Furnace Model	Capacity MBtuh	Total System KW	Furnace Model	Capacity MBtuh	Total System KW	Furnace Model	Capacity MBtuh	Total System KW	Furnace Model			
CFM	EWB	Total	Sens	Total	Sens	Total	Sens	Total	Sens	Total	Sens	Total	Sens	Total	Sens	Total	Sens		
		25HCS36C30 Outdoor Section With FC4DNI(FB)036 Indoor Section																	
1050	72	40.55	21.23	2.54	39.05	20.65	2.81	37.51	20.07	3.11	35.91	19.46	3.44	34.23	18.83	3.80	32.48	18.19	4.19
	67	36.85	26.94	2.51	35.47	25.75	2.78	34.04	25.14	3.08	32.55	24.52	3.41	31.00	23.87	3.77	29.38	23.19	4.16
	63	34.20	25.42	2.50	32.90	24.82	2.76	31.55	24.21	3.06	30.15	23.58	3.39	28.68	22.92	3.75	27.15	22.23	4.13
1200	72	33.67	31.35	2.49	32.43	30.70	2.76	31.15	30.01	3.06	29.83	29.27	3.39	28.47	28.47	3.74	27.21	27.21	4.13
	67	32.84	32.84	2.49	31.82	31.82	2.76	30.75	30.75	3.06	29.63	29.63	3.38	28.45	28.45	3.74	27.22	27.22	4.13
	63	31.42	32.23	2.58	30.72	31.65	2.84	30.12	31.06	3.15	29.44	30.44	3.48	28.45	30.44	3.84	27.22	30.44	4.23
1350	72	37.51	27.97	2.55	36.08	27.37	2.82	34.60	26.76	3.12	33.06	26.12	3.45	31.46	25.45	3.81	29.80	24.76	4.20
	67	34.83	26.95	2.54	33.48	26.34	2.80	32.09	25.72	3.10	30.64	25.07	3.43	29.13	24.39	3.79	27.56	23.68	4.17
	63	34.08	34.08	2.53	33.00	33.00	2.80	31.87	31.87	3.10	30.69	30.69	3.43	29.45	29.45	3.79	28.14	28.14	4.18
1500	72	41.84	23.20	2.61	40.24	22.81	2.88	38.60	22.01	3.18	36.89	21.39	3.52	35.11	20.75	3.88	33.26	20.09	4.27
	67	38.04	29.56	2.59	36.57	28.95	2.86	35.05	28.31	3.16	33.47	27.66	3.49	31.83	26.97	3.85	30.13	26.25	4.24
	63	35.33	28.43	2.57	33.95	27.81	2.84	32.52	27.17	3.14	31.03	26.50	3.47	29.49	25.80	3.82	27.89	25.07	4.21
1650	72	35.14	35.14	2.57	33.98	33.98	2.84	32.80	32.80	3.14	31.57	31.57	3.47	30.27	30.27	3.83	28.91	28.91	4.22
	67	35.11	35.11	2.57	33.98	33.98	2.84	32.81	32.81	3.14	31.57	31.57	3.47	30.28	30.28	3.83	28.92	28.92	4.23

Cooling Indoor Model	Capacity	Power	Furnace Model	Cooling Indoor Model	Capacity	Power	Furnace Model
*FC4DNI(FB)036	1.00	1.00	58MV(B)040-14	CNRH*4221A**	0.99	0.97	58MV(B)040-14
FC4DNI(FB)042	1.02	1.00	58MV(B)040-14	CNRH*4221A**	0.99	0.97	58MV(B)040-14
FK4DNI(F)002	0.98	0.98	58MV(B)040-14	CSRH*3612A**	0.97	0.95	58MV(B)040-14
FK4DNI(F)003	0.99	0.95	58MV(B)040-14	CSRH*4212A**	0.98	0.96	58MV(B)040-14
CAR**3617A**	0.95	0.95	58MV(B)060-14	CAR**3617A**	0.98	0.98	58MV(B)060-14
CNRH*3617A**	0.98	0.98	58MV(B)060-14	CNRH*3617A**	0.98	0.98	58MV(B)060-14
CNRH*4221A**	0.99	0.97	58MV(B)060-14	CNRH*4221A**	0.99	0.96	58MV(B)060-14
CSRH*3612A**	0.97	0.95	58MV(B)060-14	CNRV*3621A**	0.98	0.98	58MV(B)060-14
CSRH*4212A**	0.99	0.97	58MV(B)060-14	CNRV*4221A**	0.99	0.97	58MV(B)060-14
CAR**3617A**	0.98	0.96	58MV(B)060-14	CAR**3621A**	0.98	0.98	58MV(B)060-14
CNRH*3617A**	0.98	0.98	58MV(B)060-14	CNRV*3621A**	0.98	0.98	58MV(B)060-14
CNRH*4221A**	0.99	0.96	58MV(B)060-14	CAR**4221A**	0.99	0.98	58MV(B)060-14
CNRV*3617A**	0.98	0.98	58MV(B)060-14	CNRV*4221A**	0.99	0.97	58MV(B)060-14
CSRH*3612A**	0.98	0.95	58MV(B)060-14	CAR**4224A**	0.99	0.97	58MV(B)060-14
CSRH*4212A**	0.99	0.96	58MV(B)060-14	CNRV*4224A**	0.99	0.97	58MV(B)060-14
CAR**4221A**	0.99	0.98	58MV(B)060-14				
CNRH*3617A**	0.98	0.98	58MV(B)060-14				
CNRH*4221A**	0.99	0.96	58MV(B)060-14				
CNRV*3617A**	0.98	0.98	58MV(B)060-14				
CSRH*3612A**	0.98	0.95	58MV(B)060-14				
CSRH*4212A**	0.99	0.96	58MV(B)060-14				
CAR**4221A**	0.99	0.98	58MV(B)060-14				
CNRH*3617A**	0.98	0.98	58MV(B)060-14				
CNRH*4221A**	0.99	0.96	58MV(B)060-14				
CNRV*3617A**	0.98	0.98	58MV(B)060-14				
CSRH*3612A**	0.98	0.95	58MV(B)060-14				
CSRH*4212A**	0.99	0.96	58MV(B)060-14				
CAR**4221A**	0.99	0.98	58MV(B)060-14				
CNRH*3617A**	0.98	0.98	58MV(B)060-14				
CNRH*4221A**	0.99	0.96	58MV(B)060-14				
CNRV*3617A**	0.98	0.98	58MV(B)060-14				
CSRH*3612A**	0.98	0.95	58MV(B)060-14				
CSRH*4212A**	0.99	0.96	58MV(B)060-14				
CAR**4221A**	0.99	0.98	58MV(B)060-14				
CNRH*3617A**	0.98	0.98	58MV(B)060-14				
CNRH*4221A**	0.99	0.96	58MV(B)060-14				
CNRV*3617A**	0.98	0.98	58MV(B)060-14				
CSRH*3612A**	0.98	0.95	58MV(B)060-14				
CSRH*4212A**	0.99	0.96	58MV(B)060-14				
CAR**4221A**	0.99	0.98	58MV(B)060-14				
CNRH*3617A**	0.98	0.98	58MV(B)060-14				
CNRH*4221A**	0.99	0.96	58MV(B)060-14				
CNRV*3617A**	0.98	0.98	58MV(B)060-14				
CSRH*3612A**	0.98	0.95	58MV(B)060-14				
CSRH*4212A**	0.99	0.96	58MV(B)060-14				
CAR**4221A**	0.99	0.98	58MV(B)060-14				
CNRH*3617A**	0.98	0.98	58MV(B)060-14				
CNRH*4221A**	0.99	0.96	58MV(B)060-14				
CNRV*3617A**	0.98	0.98	58MV(B)060-14				
CSRH*3612A**	0.98	0.95	58MV(B)060-14				
CSRH*4212A**	0.99	0.96	58MV(B)060-14				
CAR**4221A**	0.99	0.98	58MV(B)060-14				
CNRH*3617A**	0.98	0.98	58MV(B)060-14				
CNRH*4221A**	0.99	0.96	58MV(B)060-14				
CNRV*3617A**	0.98	0.98	58MV(B)060-14				
CSRH*3612A**	0.98	0.95	58MV(B)060-14				
CSRH*4212A**	0.99	0.96	58MV(B)060-14				
CAR**4221A**	0.99	0.98	58MV(B)060-14				
CNRH*3617A**	0.98	0.98	58MV(B)060-14				
CNRH*4221A**	0.99	0.96	58MV(B)060-14				
CNRV*3617A**	0.98	0.98	58MV(B)060-14				
CSRH*3612A**	0.98	0.95	58MV(B)060-14				
CSRH*4212A**	0.99	0.96	58MV(B)060-14				
CAR**4221A**	0.99	0.98	58MV(B)060-14				
CNRH*3617A**	0.98	0.98	58MV(B)060-14				
CNRH*4221A**	0.99	0.96	58MV(B)060-14				
CNRV*3617A**	0.98	0.98	58MV(B)060-14				
CSRH*3612A**	0.98	0.95	58MV(B)060-14				
CSRH*4212A**	0.99	0.96	58MV(B)060-14				
CAR**4221A**	0.99	0.98	58MV(B)060-14				
CNRH*3617A**	0.98	0.98	58MV(B)060-14				
CNRH*4221A**	0.99	0.96	58MV(B)060-14				
CNRV*3617A**	0.98	0.98	58MV(B)060-14				
CSRH*3612A**	0.98	0.95	58MV(B)060-14				
CSRH*4212A**	0.99	0.96	58MV(B)060-14				
CAR**4221A**	0.99	0.98	58MV(B)060-14				
CNRH*3617A**	0.98	0.98	58MV(B)060-14				
CNRH*4221A**	0.99	0.96	58MV(B)060-14				
CNRV*3617A**	0.98	0.98	58MV(B)060-14				
CSRH*3612A**	0.98	0.95	58MV(B)060-14				
CSRH*4212A**	0.99	0.96	58MV(B)060-14				
CAR**4221A**	0.99	0.98	58MV(B)060-14				
CNRH*3617A**	0.98	0.98	58MV(B)060-14				
CNRH*4221A**	0.99	0.96	58MV(B)060-14				
CNRV*3617A**	0.98	0.98	58MV(B)060-14				
CSRH*3612A**	0.98	0.95	58MV(B)060-14				
CSRH*4212A**	0.99	0.96	58MV(B)060-14				
CAR**4221A**	0.99	0.98	58MV(B)060-14				
CNRH*3617A**	0.98	0.98	58MV(B)060-14				
CNRH*4221A**	0.99	0.96	58MV(B)060-14				
CNRV*3617A**	0.98	0.98	58MV(B)060-14				
CSRH*3612A**	0.98	0.95	58MV(B)060-14				
CSRH*4212A**	0.99	0.96	58MV(B)060-14				
CAR**4221A**	0.99	0.98	58MV(B)060-14				
CNRH*3617A**	0.98	0.98	58MV(B)060-14				
CNRH*4221A**	0.99	0.96	58MV(B)060-14				
CNRV*3617A**	0.98	0.98	58MV(B)060-14				
CSRH*3612A**	0.98	0.95	58MV(B)060-14				
CSRH*4212A**	0.99	0.96	58MV(B)060-14				
CAR**4221A**	0.99	0.98	58MV(B)060-14				
CNRH*3617A**	0.98	0.98	58MV(B)060-14				
CNRH*4221A**	0.99	0.96	58MV(B)060-14				
CNRV*3617A**	0.98	0.98	58MV(B)060-14				
CSRH*3612A**	0.98	0.95	58MV(B)060-14				
CSRH*							

DETAILED COOLING CAPACITIES (CONT.)

EVAPORATOR AIR		CONDENSER ENTERING AIR TEMPERATURES deg ° F (°C)																	
		75 (23.9)			85 (29.4)			95 (35)			105 (40.6)			115 (46.1)			125 (51.7)		
CFM	EWB	Capacity MBTuh		Total System KW	Capacity MBTuh		Total System KW	Capacity MBTuh		Total System KW	Capacity MBTuh		Total System KW	Capacity MBTuh		Total System KW			
		Total	Sens		Total	Sens		Total	Sens		Total	Sens		Total	Sens				
25HCS42C Outdoor Section With FC4DN(FB)042 Indoor Section																			
72		48.00	25.34	3.06	46.19	24.62	3.37	44.32	23.88	3.71	42.41	23.14	4.08	40.44	22.38	4.50	38.42	21.61	4.96
67		43.74	31.37	3.03	42.06	30.62	3.33	40.33	29.86	3.67	38.56	28.10	4.04	36.74	28.32	4.46	34.89	27.54	4.91
63	1225	40.58	30.29	3.00	39.00	29.54	3.30	37.38	28.78	3.64	35.72	28.01	4.01	34.03	27.23	4.42	32.30	26.45	4.88
62		39.85	37.28	3.00	38.32	36.49	3.30	36.76	35.67	3.63	35.19	34.82	4.01	33.60	33.91	4.42	32.06	32.06	4.88
57		38.59	38.59	2.99	37.36	37.36	3.29	36.09	36.09	3.63	34.78	34.78	4.00	33.44	33.44	4.42	32.06	32.06	4.88
72		48.86	26.50	3.12	46.97	25.77	3.43	45.04	25.03	3.77	43.06	24.28	4.14	41.02	23.51	4.56	38.93	22.73	5.02
67		44.55	33.29	3.09	42.80	32.54	3.39	41.00	31.76	3.73	39.16	30.98	4.10	37.28	30.19	4.52	35.37	28.38	4.97
63	1400	41.37	32.11	3.06	39.72	31.34	3.36	38.03	30.57	3.70	36.31	29.78	4.07	34.56	28.98	4.48	32.78	28.17	4.94
62		40.75	39.81	3.06	39.19	38.95	3.36	37.61	38.00	3.69	36.07	36.07	4.07	34.64	34.64	4.48	33.17	33.17	4.94
57		40.11	40.11	3.05	38.80	38.80	3.35	37.45	37.45	3.69	36.07	36.07	4.07	34.64	34.64	4.48	33.17	33.17	4.94
72		49.50	27.60	3.18	47.56	26.87	3.48	45.57	26.12	3.82	43.54	25.35	4.20	41.44	24.58	4.62	39.29	23.79	5.08
67		45.15	35.12	3.14	43.35	34.35	3.45	41.49	33.57	3.78	39.61	32.77	4.16	37.68	31.96	4.57	35.72	31.13	5.03
63	1575	41.97	33.83	3.12	40.28	33.05	3.42	38.53	32.26	3.75	36.76	31.45	4.13	34.97	30.63	4.54	33.14	29.80	5.00
62		41.56	41.99	3.11	40.02	40.02	3.42	38.58	38.58	3.76	37.12	37.12	4.13	35.63	35.63	4.55	34.09	34.09	5.01
57		41.38	41.38	3.11	40.01	40.01	3.42	38.59	38.59	3.76	37.13	37.13	4.13	35.63	35.63	4.55	34.09	34.09	5.01

Cooling Indoor Model	Capacity	Power	Furnace Model
CNRH*4821A**	1.00	1.00	58CV(A,X)155-22
CNRH*4821A**	1.01	1.03	58CV(A,X)155-22
CSRH*4212A**	1.02	1.01	58CV(A,X)155-22
CSRH*4821A**	0.98	0.96	58CV(A,X)155-22
CAR**4224A**	1.01	0.93	58MVB040-14
CAR**4824A**	1.02	0.94	58MVB040-14
CNRH*4221A**	0.96	0.98	58MVB040-14
CNRH*4821A**	0.99	0.99	58MVB040-14
CSRH*4212A**	0.99	0.99	58MVB040-14
CSRH*4821A**	0.99	0.99	58MVB040-14
CAR**4817A**	1.00	0.98	58MVB040-14
CNRH*4221A**	0.98	0.98	58MVB040-14
CNRH*4821A**	0.99	0.97	58MVB040-14
CSRH*4212A**	0.99	0.97	58MVB040-14
CSRH*4821A**	1.00	0.98	58MVB040-14
CAR**4221A**	0.98	0.96	58MVB040-14
CAR**4821A**	0.99	0.99	58MVB040-14
CNRH*4221A**	0.98	0.98	58MVB040-14
CNRH*4821A**	0.99	0.97	58MVB040-14
CSRH*4212A**	1.00	0.98	58MVB040-14
CSRH*4821A**	0.98	0.96	58MVB040-14
CAR**4221A**	0.99	0.99	58MVB040-14
CAR**4821A**	0.99	0.99	58MVB040-14
CNRH*4221A**	0.98	0.98	58MVB040-14
CNRH*4821A**	0.99	0.97	58MVB040-14
CSRH*4212A**	1.00	0.98	58MVB040-14
CSRH*4821A**	0.98	0.96	58MVB040-14
CAR**4224A**	1.00	0.93	58MVB040-14
CAR**4824A**	1.00	0.94	58MVB040-14
CNRH*4221A**	0.96	0.98	58MVB040-14
CNRH*4821A**	0.99	0.99	58MVB040-14
CSRH*4212A**	0.99	0.99	58MVB040-14
CSRH*4821A**	0.99	0.99	58MVB040-14
CAR**4221A**	0.98	0.96	58MVB040-14
CAR**4821A**	0.99	0.99	58MVB040-14
CNRH*4221A**	0.98	0.98	58MVB040-14
CNRH*4821A**	0.99	0.97	58MVB040-14
CSRH*4212A**	1.00	0.98	58MVB040-14
CSRH*4821A**	0.98	0.96	58MVB040-14
CAR**4224A**	1.00	0.93	58MVB040-14
CAR**4824A**	1.00	0.94	58MVB040-14
CNRH*4221A**	0.96	0.98	58MVB040-14
CNRH*4821A**	0.99	0.99	58MVB040-14
CSRH*4212A**	0.99	0.99	58MVB040-14
CSRH*4821A**	0.99	0.99	58MVB040-14
CAR**4221A**	0.98	0.96	58MVB040-14
CAR**4821A**	0.99	0.99	58MVB040-14
CNRH*4221A**	0.98	0.98	58MVB040-14
CNRH*4821A**	0.99	0.97	58MVB040-14
CSRH*4212A**	1.00	0.98	58MVB040-14
CSRH*4821A**	0.98	0.96	58MVB040-14
CAR**4224A**	1.00	0.93	58MVB040-14
CAR**4824A**	1.00	0.94	58MVB040-14
CNRH*4221A**	0.96	0.98	58MVB040-14
CNRH*4821A**	0.99	0.99	58MVB040-14
CSRH*4212A**	0.99	0.99	58MVB040-14
CSRH*4821A**	0.99	0.99	58MVB040-14
CAR**4221A**	0.98	0.96	58MVB040-14
CAR**4821A**	0.99	0.99	58MVB040-14
CNRH*4221A**	0.98	0.98	58MVB040-14
CNRH*4821A**	0.99	0.97	58MVB040-14
CSRH*4212A**	1.00	0.98	58MVB040-14
CSRH*4821A**	0.98	0.96	58MVB040-14
CAR**4224A**	1.00	0.93	58MVB040-14
CAR**4824A**	1.00	0.94	58MVB040-14
CNRH*4221A**	0.96	0.98	58MVB040-14
CNRH*4821A**	0.99	0.99	58MVB040-14
CSRH*4212A**	0.99	0.99	58MVB040-14
CSRH*4821A**	0.99	0.99	58MVB040-14
CAR**4221A**	0.98	0.96	58MVB040-14
CAR**4821A**	0.99	0.99	58MVB040-14
CNRH*4221A**	0.98	0.98	58MVB040-14
CNRH*4821A**	0.99	0.97	58MVB040-14
CSRH*4212A**	1.00	0.98	58MVB040-14
CSRH*4821A**	0.98	0.96	58MVB040-14
CAR**4224A**	1.00	0.93	58MVB040-14
CAR**4824A**	1.00	0.94	58MVB040-14
CNRH*4221A**	0.96	0.98	58MVB040-14
CNRH*4821A**	0.99	0.99	58MVB040-14
CSRH*4212A**	0.99	0.99	58MVB040-14
CSRH*4821A**	0.99	0.99	58MVB040-14
CAR**4221A**	0.98	0.96	58MVB040-14
CAR**4821A**	0.99	0.99	58MVB040-14
CNRH*4221A**	0.98	0.98	58MVB040-14
CNRH*4821A**	0.99	0.97	58MVB040-14
CSRH*4212A**	1.00	0.98	58MVB040-14
CSRH*4821A**	0.98	0.96	58MVB040-14
CAR**4224A**	1.00	0.93	58MVB040-14
CAR**4824A**	1.00	0.94	58MVB040-14
CNRH*4221A**	0.96	0.98	58MVB040-14
CNRH*4821A**	0.99	0.99	58MVB040-14
CSRH*4212A**	0.99	0.99	58MVB040-14
CSRH*4821A**	0.99	0.99	58MVB040-14
CAR**4221A**	0.98	0.96	58MVB040-14
CAR**4821A**	0.99	0.99	58MVB040-14
CNRH*4221A**	0.98	0.98	58MVB040-14
CNRH*4821A**	0.99	0.97	58MVB040-14
CSRH*4212A**	1.00	0.98	58MVB040-14
CSRH*4821A**	0.98	0.96	58MVB040-14
CAR**4224A**	1.00	0.93	58MVB040-14
CAR**4824A**	1.00	0.94	58MVB040-14
CNRH*4221A**	0.96	0.98	58MVB040-14
CNRH*4821A**	0.99	0.99	58MVB040-14
CSRH*4212A**	0.99	0.99	58MVB040-14
CSRH*4821A**	0.99	0.99	58MVB040-14
CAR**4221A**	0.98	0.96	58MVB040-14
CAR**4821A**	0.99	0.99	58MVB040-14
CNRH*4221A**	0.98	0.98	58MVB040-14
CNRH*4821A**	0.99	0.97	58MVB040-14
CSRH*4212A**	1.00	0.98	58MVB040-14
CSRH*4821A**	0.98	0.96	58MVB040-14
CAR**4224A**	1.00	0.93	58MVB040-14
CAR**4824A**	1.00	0.94	58MVB040-14
CNRH*4221A**	0.96	0.98	58MVB040-14
CNRH*4821A**	0.99	0.99	58MVB040-14
CSRH*4212A**	0.99	0.99	58MVB040-14
CSRH*4821A**	0.99	0.99	58MVB040-14
CAR**4221A**	0.98	0.96	58MVB040-14
CAR**4821A**	0.99	0.99	58MVB040-14
CNRH*4221A**	0.98	0.98	58MVB040-14
CNRH*4821A**	0.99	0.97	58MVB040-14
CSRH*4212A**	1.00	0.98	58MVB040-14
CSRH*4821A**	0.98	0.96	58MVB040-14
CAR**4224A**	1.00	0.93	58MVB040-14
CAR**4824A**	1.00	0.94	58MVB040-14
CNRH*4221A**	0.96	0.98	58MVB040-14
CNRH*4821A**	0.99	0.99	58MVB040-14
CSRH*4212A**	0.99	0.99	58MVB040-14
CSRH*4821A**	0.99	0.99	58MVB040-14
CAR**4221A**	0.98	0.96	58MVB040-14
CAR**4821A**	0.99	0.99	58MVB040-14
CNRH*4221A**	0.98	0.98	58MVB040-14
CNRH*4821A**	0.99	0.97	58MVB040-14
CSRH*4212A**	1.00	0.98	58MVB040-14
CSRH*4821A**	0.98	0.96	58MVB040-14
CAR**4224A**	1.00	0.93	58MVB040-14
CAR**4824A**	1.00	0.94	58MVB040-14
CNRH*4221A**	0.96	0.98	58MVB040-14
CNRH*4821A**	0.99	0.99	58MVB040-14
CSRH*4212A**	0.99	0.99	58MVB040-14
CSRH*4821A**	0.99	0.99	58MVB040-14
CAR**4221A**	0.98	0.96	58MVB040-14
CAR**4821A**	0.99	0.99	58MVB040-14
CNRH*4221A**	0.98	0.98	58MVB040-14
CNRH*4821A**	0.99	0.97	58MVB040-14
CSRH*4212A**	1.00	0.98	58MVB040-14
CSRH*4821A**	0.98	0.96	58MVB040-14
CAR**4224A**	1.00	0.93	58MVB040-14
CAR**4824A**	1.00</		

DETAILED COOLING CAPACITIES (CONT.)

EVAPORATOR AIR		CONDENSER ENTERING AIR TEMPERATURES deg ° F (° C)																	
		75 (23.9)			85 (29.4)			95 (35)			105 (40.6)			115 (46.1)			125 (51.7)		
		CFM	EWB	Capacity MBtuh		Total System KW	Capacity MBtuh		Total System KW	Capacity MBtuh		Total System KW	Capacity MBtuh		Total System KW	Capacity MBtuh		Total System KW	
Total	Sens			Total	Sens		Total	Sens		Total	Sens		Total	Sens		Total	Sens		
		25HCS348C30 Outdoor Section With FC4DN(FB)048 Indoor Section																	
72		56.21	28.99	3.38	54.21	28.21	3.75	52.11	27.40	4.17	49.91	26.56	4.64	47.60	25.69	5.14	45.17	24.78	5.69
67	1400	50.95	35.73	3.35	49.09	34.93	3.72	47.13	34.09	4.14	45.09	33.23	4.60	42.95	32.33	5.10	40.70	31.39	5.64
63		47.21	34.48	3.32	45.45	33.67	3.70	43.61	32.83	4.11	41.68	31.95	4.57	39.65	31.04	5.06	37.52	30.09	5.59
62		46.37	42.45	3.32	44.67	41.60	3.69	42.90	40.70	4.11	41.06	39.73	4.56	39.16	38.67	5.06	37.28	37.28	5.59
57		44.92	44.92	3.31	43.55	43.55	3.69	42.11	42.11	4.10	40.59	40.59	4.56	38.98	38.98	5.06	37.28	37.28	5.59
72		57.34	30.38	3.44	55.26	29.59	3.82	53.08	28.77	4.24	50.79	27.92	4.70	48.39	27.04	5.21	45.88	26.12	5.76
67	1600	51.97	37.99	3.41	50.03	37.17	3.78	48.00	36.32	4.20	45.88	35.44	4.66	43.66	34.52	5.16	41.34	33.56	5.70
63		48.15	36.59	3.38	46.33	35.77	3.76	44.42	34.91	4.17	42.42	34.01	4.63	40.32	33.08	5.12	38.13	32.11	5.66
62		47.44	45.41	3.38	45.72	44.48	3.76	43.94	43.45	4.17	42.15	42.15	4.63	40.45	40.45	5.13	38.66	38.66	5.67
57		46.73	46.73	3.38	45.28	45.28	3.75	43.76	43.76	4.17	42.15	42.15	4.63	40.46	40.46	5.13	38.67	38.67	5.67
72	1800	58.21	31.70	3.50	56.06	30.90	3.88	53.81	30.07	4.30	51.45	29.21	4.76	48.99	28.32	5.27	46.41	27.39	5.82
67		52.75	40.15	3.47	50.75	39.31	3.84	48.66	38.45	4.26	46.48	37.55	4.72	44.21	36.61	5.22	41.83	35.62	5.77
63		48.88	38.60	3.44	47.00	37.76	3.82	45.04	36.88	4.23	42.99	35.97	4.69	40.84	35.01	5.19	38.60	34.01	5.72
62		48.48	47.87	3.44	46.75	46.75	3.82	45.14	45.14	4.24	43.46	43.46	4.70	41.69	41.69	5.20	39.82	39.82	5.74
57		48.26	48.26	3.44	46.74	46.74	3.82	45.14	45.14	4.24	43.46	43.46	4.70	41.69	41.69	5.20	39.82	39.82	5.74

Cooling Indoor Model	Capacity	Power	Furnace Model	Cooling Indoor Model	Capacity	Power	Furnace Model
*FC4DN(FB)048	1.00	1.00		CAR**6021A**	0.98	0.96	58MVB080-20
CSRH*6012A**	0.98	0.98		CNRH*4821A**	0.96	0.96	58MVB080-20
FK4DNB006	1.01	0.95		CNRH*6024A**	0.98	0.96	58MVB080-20
FK4DNF005	0.99	0.95		CNRV*4821A**	0.96	0.96	58MVB080-20
CAR**4817A**	0.94	0.92	58CV(A)090-16	CSRH*4812A**	0.96	0.94	58MVB080-20
CNRH*4821A**	0.96	0.94	58CV(A)090-16	CAR**4821A**	0.98	0.96	58MVB100-20
CNRH*6024A**	0.98	0.94	58CV(A)090-16	CAR**6021A**	0.99	0.95	58MVB100-20
CSRH*4812A**	0.96	0.94	58CV(A)090-16	CNRH*4821A**	0.98	0.94	58MVB100-20
CSRH*6012A**	0.98	0.94	58CV(A)110-20	CNRH*6024A**	0.98	0.94	58MVB100-20
CAR**4821A**	0.96	0.94	58CV(A)110-20	CNRV*4821A**	0.96	0.94	58MVB100-20
CAR**6021A**	0.99	0.95	58CV(A)110-20	CSRH*4812A**	0.96	0.94	58MVB100-20
CNRH*4821A**	0.97	0.95	58CV(A)110-20	CAR**4821A**	0.98	0.94	58MVB100-20
CNRH*6024A**	0.99	0.95	58CV(A)110-20	CAR**6021A**	0.99	0.95	58MVB100-20
CNRV*4821A**	0.96	0.94	58CV(A)110-20	CSRH*6012A**	0.98	0.94	58MVB100-20
CSRH*4812A**	0.96	0.94	58CV(A)110-20	CAR**4821A**	0.98	0.96	58MVB100-20
CSRH*6012A**	0.98	0.94	58CV(A)110-20	CAR**6021A**	0.99	0.95	58MVB100-20
CAR**4824A**	0.97	0.93	58CV(A)135-22	CNRV*4821A**	0.96	0.96	58MVB100-20
CAR**6024A**	0.99	0.95	58CV(A)135-22	CNRV*6024A**	0.98	0.94	58MVB100-20
CNRH*4821A**	0.97	0.93	58CV(A)135-22	CNRH*4812A**	0.96	0.94	58MVB100-20
CNRV*4821A**	0.96	0.94	58CV(A)135-22	CAR**4821A**	0.98	0.96	58MVB100-20
CNRV*6024A**	0.99	0.95	58CV(A)135-22	CAR**6021A**	0.99	0.95	58MVB100-20
CNRH*4824A**	0.97	0.93	58CV(A)135-22	CNRV*4821A**	0.96	0.96	58MVB100-20
CNRV*4824A**	0.99	0.95	58CV(A)135-22	CNRV*4821A**	0.96	0.96	58MVB100-20
CNRH*4812A**	0.97	0.93	58CV(A)155-22	CAR**4821A**	0.98	0.96	58MVB100-20
CSRH*6012A**	0.99	0.95	58CV(A)155-22	CAR**6021A**	0.99	0.95	58MVB100-20
CAR**4824A**	0.97	0.93	58CV(A)155-22	CNRV*4821A**	0.96	0.96	58MVB100-20
CAR**6024A**	0.99	0.95	58CV(A)155-22	CNRV*6024A**	0.98	0.94	58MVB100-20
CNRH*4812A**	0.97	0.93	58CV(A)155-22	CNRH*4812A**	0.96	0.94	58MVB100-20
CSRH*4812A**	0.97	0.93	58CV(A)155-22	CAR**4824A**	0.98	0.96	58MVB100-20
CSRH*6012A**	0.99	0.95	58CV(A)155-22	CAR**6024A**	0.99	0.95	58MVB100-20
CAR**4821A**	0.96	0.94	58MVB080-20				

See notes on page 23

DETAILED COOLING CAPACITIES (CONT.)

EVAPORATOR AIR		CONDENSER ENTERING AIR TEMPERATURES deg ° F (° C)																		
		75 (23.9)			85 (29.4)			95 (35)			105 (40.6)			115 (46.1)			125 (51.7)			
		Capacity MBtuh		Total Sys-tem KW	Capacity MBtuh		Total System KW	Capacity MBtuh		Total System KW	Capacity MBtuh		Total System KW	Capacity MBtuh		Total System KW	Capacity MBtuh		Total System KW	
CFM	EWB	Total	Sens	Total	Sens	Total	Sens	Total	Sens	Total	Sens	Total	Sens	Total	Sens	Total	Sens	Total	Sens	
		25HCS360C30 Outdoor Section With FC4DN(FB)060 Indoor Section																		
	72	69.08	35.57	4.41	66.46	34.55	4.82	63.76	33.51	5.28	60.98	32.46	5.79	58.07	31.36	6.35	55.03	30.23	6.95	
	67	63.00	44.16	4.34	60.58	43.11	4.75	58.07	42.04	5.21	55.49	40.95	5.72	52.81	39.83	6.27	50.00	38.66	6.87	
	63	58.60	42.72	4.29	56.33	41.68	4.71	0.00	0.00	0.00	51.56	39.50	5.67	49.03	38.37	6.21	46.39	37.19	6.81	
	62	57.53	52.69	4.28	55.33	51.59	4.70	53.07	50.45	5.15	50.75	49.24	5.66	48.37	47.91	6.21	46.07	46.07	6.80	
	57	55.75	56.75	4.27	53.98	53.98	4.68	52.14	52.14	5.14	50.22	50.22	5.65	48.20	48.20	6.20	46.08	46.08	6.80	
	72	70.29	37.22	4.50	67.57	36.18	4.92	64.76	35.13	5.38	61.88	34.07	5.89	58.86	32.96	6.44	55.72	31.81	7.05	
	67	64.12	46.90	4.44	61.60	45.84	4.85	59.00	44.75	5.31	56.33	43.65	5.82	53.55	42.49	6.37	50.65	41.30	6.97	
	63	59.68	45.29	4.39	57.32	44.23	4.80	54.86	43.13	5.26	52.36	42.01	5.76	49.74	40.85	6.31	47.02	39.64	6.90	
	62	58.77	56.33	4.38	56.52	55.12	4.79	54.24	53.79	5.25	52.03	52.03	5.76	49.89	49.89	6.31	47.64	47.64	6.92	
	57	57.93	57.93	4.37	56.04	56.04	4.79	54.08	54.08	5.25	52.04	52.04	5.76	49.89	49.89	6.31	47.64	47.64	6.92	
	72	71.19	38.78	4.60	68.38	37.73	5.01	65.49	36.67	5.47	62.53	35.60	5.98	59.43	34.48	6.54	56.21	33.32	7.14	
	67	64.95	49.52	4.53	62.36	48.43	4.94	59.68	47.33	5.40	56.94	46.20	5.91	54.09	45.03	6.46	51.12	43.81	7.06	
	63	60.49	47.73	4.48	58.05	46.64	4.89	55.54	45.53	5.35	52.95	44.38	5.85	50.27	43.20	6.40	47.49	41.96	7.00	
	62	59.88	59.44	4.48	57.72	57.72	4.89	55.66	55.66	5.35	53.51	53.51	5.86	51.27	51.27	6.42	48.91	48.91	7.02	
	57	59.72	59.72	4.48	57.73	57.73	4.89	55.66	55.66	5.35	53.52	53.52	5.86	51.28	51.28	6.42	48.91	48.91	7.02	

Cooling Indoor Model	Capacity	Power	Furnace Model
*FC4DN(FB)060	1.00	1.00	
FK4DNB006	0.99	0.97	
CSRH*6012A**	0.97	0.97	58CV(A,X)135-22
CAR**6024A**	0.98	0.98	58CV(A,X)155-22
CNRH*6024A**	0.97	0.97	58CV(A,X)155-22
CNRV*6024A**	0.97	0.97	58CV(A,X)155-22
CSRH*6012A**	0.98	0.97	58CV(A,X)155-22

NOTE: When the required data falls between the published data, interpolation may be performed. Extrapolation is not an acceptable practice.

* Detailed cooling capacities are based on indoor and outdoor unit at the same elevation per ARI standard 210/240-94. If additional tubing length and/or indoor unit is located above outdoor unit, a slight variation in capacity may occur.

† Total and sensible capacities are net capacities. Blower motor heat has been subtracted.

‡ Sensible capacities shown are based on 80°F (27°C) entering air at the indoor coil. For sensible capacities at other than 80°F (27°C), deduct 835 Btuh (245 kW) per 1000 CFM (480 L/S) of indoor coil air for each degree below 80°F (27°C), or add 835 Btuh (245 kW) per 1000 CFM (480 L/S) of indoor coil air per degree above 80°F (27°C).

** System kw is total of indoor and outdoor unit kilowatts.

†† At TVA rating indoor condition (75°F edb/63°F ewb). All other indoor air temperatures are at 80°F edb.

EWB — Entering Wet Bulb



HEAT PUMP HEATING PERFORMANCE

INDOOR AIR		OUTDOOR COIL ENTERING AIR TEMPERATURES °F (°C)																		
		-3 (-19.4)		7 (-13.9)		17 (-8.3)		27 (-2.8)		37 (2.8)		47 (8.3)		57 (13.9)		67 (19.4)				
EDB	CFM	Capacity MBtuh		Total Sys-tem KWT		Capacity MBtuh		Total Sys-tem KWT		Capacity MBtuh		Total Sys-tem KWT		Capacity MBtuh		Total Sys-tem KWT				
		Total	Integ*	Total	Integ*	Total	Integ*	Total	Integ*	Total	Integ*	Total	Integ*	Total	Integ*	Total	Integ*			
65	525	7.43	6.84	1.13	9.40	8.64	1.19	11.66	10.64	1.27	14.22	12.83	1.36	16.73	15.23	1.44	18.41	18.29	1.50	
	600	7.58	6.97	1.15	9.57	8.80	1.20	11.86	10.82	1.27	14.45	12.83	1.35	16.64	15.14	1.42	17.32	17.05	1.43	16.45
	675	7.72	7.10	1.16	9.73	8.94	1.22	12.04	10.98	1.28	14.64	13.00	1.36	16.43	14.96	1.41	16.47	16.00	1.39	15.04
	525	7.22	6.64	1.19	9.18	8.44	1.25	11.43	10.42	1.33	13.97	12.41	1.42	16.66	15.16	1.52	18.62	19.14	1.62	19.10
	600	7.37	6.78	1.20	9.35	8.59	1.26	11.62	10.60	1.33	14.19	12.61	1.42	16.68	15.17	1.50	18.00	17.91	1.54	17.61
70	525	7.51	6.91	1.22	9.50	8.73	1.28	11.80	10.76	1.34	14.39	12.78	1.42	16.61	15.11	1.49	17.22	16.96	1.50	16.39
	600	7.00	6.44	1.24	8.88	8.25	1.32	11.19	10.20	1.40	13.72	12.19	1.49	16.47	14.99	1.61	18.71	18.71	1.70	19.76
	600	7.15	6.58	1.26	9.14	8.40	1.33	11.38	10.38	1.40	13.94	12.38	1.49	16.63	15.13	1.58	18.47	18.62	1.66	18.49
	675	7.29	6.70	1.28	9.29	8.54	1.34	11.56	10.54	1.41	14.14	12.56	1.49	16.64	15.15	1.57	17.85	17.75	1.61	17.41
	675	7.29	6.70	1.28	9.29	8.54	1.34	11.56	10.54	1.41	14.14	12.56	1.49	16.64	15.15	1.57	17.85	17.75	1.61	17.41

25HCS318C Outdoor Section With FA4CN(F C)D18 Indoor Section

Heating Indoor Model	Capacity	Power	Furnace Model
*FA4CN(F C)D18	1.00	1.00	
FA4CN(F C)D24	0.96	0.99	
FC4DN(F)018	0.98	0.92	
FC4DN(F)024	0.93	0.89	
FF1ENE018	1.00	1.00	
FF1ENE024	0.95	0.86	
FK4DN(F)001	0.91	0.88	
FK4DN(F)002	0.91	0.85	
CAR**2414A**	0.96	0.96	
CAR**2417A**	0.96	0.96	
CNRV*2418A**	0.97	0.95	
CNRH*2417A**	0.97	0.95	
CNRV*1814A**	0.99	0.97	
CNRV*2414A**	0.97	0.95	
CNRV*2417A**	0.97	0.95	
CSRH*2412A**	0.89	0.91	
CAR**1814A**	0.97	0.97	58CV(A X)070-12
CAR**2414A**	0.95	0.91	58CV(A X)070-12
CNRH*2417A**	0.97	0.90	58CV(A X)070-12
CNRV*1814A**	0.98	0.93	58CV(A X)070-12
CNRV*2414A**	0.97	0.90	58CV(A X)070-12
CSRH*2412A**	0.84	0.89	58CV(A X)070-12
CAR**2417A**	0.95	0.90	58CV(A X)090-16
CNRH*2417A**	0.97	0.89	58CV(A X)090-16
CNRV*2417A**	0.97	0.89	58CV(A X)090-16
CSRH*2412A**	0.93	0.88	58CV(A X)090-16
CNRH*2417A**	0.97	0.90	58MV8040-14
CSRH*2412A**	0.93	0.89	58MV8040-14
CAR**2417A**	0.95	0.91	58MV8060-14
CNRH*2417A**	0.97	0.90	58MV8060-14
CNRV*2417A**	0.97	0.90	58MV8060-14
CSRH*2412A**	0.93	0.89	58MV8060-14
CNRH*2417A**	0.97	0.90	58MV8060-14
CSRH*2412A**	0.93	0.89	58MV8060-14
CAR**2417A**	0.95	0.91	58LVB060-14
CNRV*2417A**	0.97	0.90	58LVB060-14

See notes on page 30

HEAT PUMP HEATING PERFORMANCE (CONT.)

INDOOR AIR		OUTDOOR COIL ENTERING AIR TEMPERATURES °F (°C)																							
		-3 (-19.4)			7 (-13.9)			17 (-8.3)			27 (-2.8)			37 (2.8)			47 (8.3)			57 (13.9)			67 (19.4)		
		Capacity MBtuh		Total Sys-tem KWT	Capacity MBtuh		Total Sys-tem KWT	Capacity MBtuh		Total Sys-tem KWT	Capacity MBtuh		Total Sys-tem KWT	Capacity MBtuh		Total Sys-tem KWT	Capacity MBtuh		Total Sys-tem KWT	Capacity MBtuh		Total Sys-tem KWT	Capacity MBtuh		Total Sys-tem KWT
EDB	CFM	Total	Integ*	Total	Integ*	Total	Integ*	Total	Integ*	Total	Integ*	Total	Integ*	Total	Integ*	Total	Integ*	Total	Integ*	Total	Integ*	Total	Integ*	Total	
65	700	9.44	8.68	1.55	11.81	10.85	1.61	14.36	13.10	1.68	17.25	15.32	1.76	20.46	18.61	1.86	23.99	23.99	1.98	27.61	27.61	2.10	31.25	31.25	2.23
	800	9.61	8.85	1.57	0.00	0.00	0.00	0.00	0.00	0.00	0.00	0.00	0.00	20.73	18.87	1.84	24.32	24.32	1.96	27.53	27.53	2.04	30.88	30.88	2.16
	900	9.78	9.00	1.59	12.17	11.18	1.64	14.77	13.47	1.69	17.71	15.73	1.76	20.97	19.08	1.84	24.46	24.46	1.93	27.30	27.30	2.02	30.39	30.39	2.12
70	700	9.17	8.43	1.61	11.57	10.63	1.69	14.13	12.89	1.76	16.99	15.09	1.84	20.17	18.36	1.95	23.67	23.67	2.08	27.42	27.42	2.21	31.11	31.11	2.35
	800	9.35	8.60	1.63	11.76	10.81	1.70	14.34	13.07	1.76	17.23	15.30	1.84	20.45	18.61	1.93	24.00	24.00	2.05	27.46	27.46	2.15	30.88	30.88	2.28
	900	9.51	8.76	1.66	11.93	10.97	1.72	14.52	13.24	1.77	17.45	15.49	1.84	20.69	18.83	1.93	24.25	24.25	2.04	27.33	27.33	2.12	30.52	30.52	2.23
75	700	8.87	8.16	1.68	11.31	10.39	1.76	13.90	12.67	1.84	16.72	14.85	1.93	19.86	18.07	2.04	23.36	23.36	2.17	27.20	27.20	2.34	30.95	30.95	2.47
	800	9.06	8.33	1.70	11.51	10.57	1.78	14.11	12.86	1.85	16.96	15.06	1.92	20.17	18.35	2.03	23.68	23.68	2.15	27.32	27.32	2.26	30.82	30.82	2.39
	900	9.22	8.49	1.73	11.68	10.74	1.80	14.29	13.03	1.86	17.18	15.26	1.93	20.40	18.57	2.02	23.95	23.95	2.14	27.30	27.30	2.23	30.56	30.56	2.35

25HCS24C Outdoor Section With FAACN(F)C024 Indoor Section

Heating Indoor Model	Capacity	Power	Furnace Model
CNRV*2417A**	1.00	0.98	58CV(A)X110-20
CNRV*3017A**	1.00	0.98	58CV(A)X110-20

See notes on page 30

Heating Indoor Model	Capacity	Power	Furnace Model
CSRH*2412A**	0.99	0.94	58CV(A)X110-20
CSRH*3012A**	0.98	0.93	58CV(A)X110-20
CNRH*2417A**	0.99	0.94	58CV(A)X135-22
CNRH*3017A**	0.98	0.93	58CV(A)X135-22
CSRH*2412A**	0.99	0.94	58CV(A)X135-22
CSRH*3012A**	0.98	0.93	58CV(A)X135-22
CNRH*2417A**	0.99	0.94	58CV(A)X155-22
CNRH*3017A**	0.98	0.93	58CV(A)X155-22
CSRH*2412A**	0.99	0.94	58CV(A)X155-22
CSRH*3012A**	0.98	0.93	58CV(A)X155-22
CNRH*2417A**	0.99	0.94	58MB040-14
CNRH*3017A**	0.98	0.93	58MB040-14
CSRH*2412A**	1.00	0.95	58MB040-14
CSRH*3012A**	0.98	0.93	58MB040-14
CAR*2417A**	0.99	0.95	58MB060-14
CAR*3017A**	0.98	0.94	58MB060-14
CNRH*2417A**	0.99	0.94	58MB060-14
CNRH*3017A**	0.98	0.93	58MB060-14
CSRH*2417A**	0.99	0.94	58MB060-14
CSRH*3017A**	0.98	0.93	58MB060-14
CNRV*2417A**	0.99	0.94	58MB060-14
CNRV*3017A**	0.98	0.93	58MB060-14
CSRH*2412A**	0.99	0.94	58MB060-14
CSRH*3012A**	0.98	0.93	58MB060-14
CNRH*2417A**	0.99	0.94	58MB060-14
CNRH*3017A**	0.98	0.93	58MB060-14
CSRH*2412A**	0.99	0.94	58MB060-14
CSRH*3012A**	0.98	0.93	58MB060-14
CNRH*2417A**	0.99	0.94	58MB060-14
CNRH*3017A**	0.98	0.93	58MB060-14
CSRH*2417A**	0.99	0.94	58MB060-14
CSRH*3017A**	0.98	0.93	58MB060-14
CNRV*2417A**	0.99	0.94	58MB060-14
CNRV*3017A**	0.98	0.93	58MB060-14
CSRH*2412A**	0.99	0.94	58MB060-14
CSRH*3012A**	0.98	0.93	58MB060-14
CNRH*2417A**	0.99	0.94	58MB060-14
CNRH*3017A**	0.98	0.93	58MB060-14
CSRH*2412A**	0.99	0.94	58MB060-14
CSRH*3012A**	0.98	0.93	58MB060-14
CNRH*2417A**	0.99	0.94	58MB060-14
CNRH*3017A**	0.98	0.93	58MB060-14
CSRH*2417A**	0.99	0.94	58MB060-14
CSRH*3017A**	0.98	0.93	58MB060-14
CNRV*2417A**	0.99	0.94	58MB060-14
CNRV*3017A**	0.98	0.93	58MB060-14

Heating Indoor Model	Capacity	Power	Furnace Model
*FAACN(F)C024	1.00	1.00	
FAACN(F)C030	1.00	0.98	
FC4DNF024	1.00	0.95	
FC4DNF030	1.00	0.93	
FF1ENE024	1.00	1.00	
FF1ENE030	1.00	1.00	
FK4DN(B)F003	0.98	0.91	
FK4DNF001	0.99	0.95	
FK4DNF002	0.99	0.92	
CAR*2414A**	1.00	0.98	
CAR*2417A**	1.00	0.98	
CAR*3014A**	1.00	0.99	
CAR*3017A**	1.00	0.99	
CNRV*2418A**	1.00	0.96	
CNRH*2417A**	1.00	0.96	
CNRH*3017A**	1.00	0.99	
CNRV*2414A**	1.00	0.96	
CNRV*2417A**	1.00	0.96	
CNRV*3014A**	1.00	0.99	
CNRV*3017A**	1.00	0.99	
CSRH*2412A**	1.00	0.96	
CSRH*3012A**	1.00	0.99	
CAR*2414A**	0.99	0.96	58CV(A)X070-12
CAR*3014A**	0.98	0.94	58CV(A)X070-12
CNRH*2417A**	0.99	0.94	58CV(A)X070-12
CNRH*3017A**	0.98	0.94	58CV(A)X070-12
CSRH*2414A**	0.99	0.94	58CV(A)X070-12
CSRH*3014A**	0.98	0.94	58CV(A)X070-12
CNRV*2414A**	0.98	0.94	58CV(A)X090-16
CNRV*3014A**	0.98	0.93	58CV(A)X090-16
CSRH*2417A**	0.99	0.93	58CV(A)X090-16
CSRH*3017A**	0.98	0.93	58CV(A)X090-16
CNRV*2417A**	0.99	0.93	58CV(A)X090-16
CNRV*3017A**	0.98	0.93	58CV(A)X090-16
CSRH*2412A**	0.99	0.93	58CV(A)X090-16
CSRH*3012A**	0.98	0.93	58CV(A)X090-16
CNRH*2417A**	0.99	0.93	58CV(A)X110-20
CNRH*3017A**	0.98	0.93	58CV(A)X110-20



HEAT PUMP HEATING PERFORMANCE (CONT.)

INDOOR AIR		OUTDOOR COIL ENTERING AIR TEMPERATURES °F (°C)																							
		-3 (-19.4)		7 (-13.9)		17 (-8.3)		27 (-2.8)		37 (2.8)		47 (8.3)		57 (13.9)		67 (19.4)									
EDB	CFM	Capacity MBtuh		Total Sys-tem KWT		Capacity MBtuh		Total Sys-tem KWT		Capacity MBtuh		Total Sys-tem KWT		Capacity MBtuh		Total Sys-tem KWT									
		Total	Integ*	Total	Integ*	Total	Integ*	Total	Integ*	Total	Integ*	Total	Integ*	Total	Integ*	Total	Integ*								
65	875	11.89	10.94	1.86	13.62	14.83	13.62	18.00	16.41	2.12	21.53	19.12	2.22	25.45	23.16	2.35	29.01	29.01	2.43	32.46	32.46	2.55	35.99	35.99	2.68
	1000	12.06	11.09	1.97	15.00	15.00	13.79	18.21	16.60	2.10	21.77	19.33	2.20	25.67	23.36	2.29	28.78	28.78	2.37	32.01	32.01	2.47	34.95	34.95	2.57
	1125	12.21	11.23	1.98	15.16	15.16	13.93	18.39	16.77	2.10	21.97	19.51	2.18	25.67	23.36	2.26	28.53	28.53	2.33	31.50	31.50	2.42	32.77	32.77	2.45
	875	11.56	10.63	2.05	14.54	13.36	2.14	17.71	16.15	2.22	21.21	18.84	2.32	25.11	22.85	2.46	28.92	28.92	2.56	32.44	32.44	2.68	36.08	36.08	2.83
	1000	11.73	10.79	2.05	14.72	13.53	2.13	17.91	16.33	2.21	21.46	19.06	2.30	25.39	23.10	2.42	28.60	28.60	2.49	32.09	32.09	2.60	35.38	35.38	2.72
75	875	11.88	10.93	2.07	14.88	14.88	13.67	18.09	16.49	2.20	21.66	19.24	2.29	25.57	23.27	2.38	28.60	28.60	2.46	31.89	31.89	2.55	33.95	33.95	2.62
	1000	11.20	10.30	2.13	14.23	13.08	2.23	17.43	15.89	2.33	20.89	18.55	2.43	24.78	22.55	2.58	28.90	28.90	2.70	32.36	32.36	2.82	36.10	36.10	2.98
	1000	11.38	10.47	2.14	14.42	13.25	2.23	17.63	16.08	2.31	21.13	18.77	2.41	25.05	22.80	2.54	28.76	28.76	2.63	32.11	32.11	2.74	35.53	35.53	2.87
	1125	11.53	10.61	2.15	14.58	13.40	2.23	17.81	16.23	2.31	21.34	18.95	2.39	25.28	23.00	2.51	28.63	28.63	2.58	31.80	31.80	2.69	34.90	34.90	2.79
	1125	11.53	10.61	2.15	14.58	13.40	2.23	17.81	16.23	2.31	21.34	18.95	2.39	25.28	23.00	2.51	28.63	28.63	2.58	31.80	31.80	2.69	34.90	34.90	2.79

25HCS330C Outdoor Section With FC4DNF030 Indoor Section

Heating Indoor Model	Capacity	Power	Furnace Model	Heating Indoor Model	Capacity	Power	Furnace Model
FC4DN(FB)036	0.97	1.00	58MVB060-14	CNRH**3017A**	0.99	1.01	58MVB060-14
FK4DN(FB)F003	0.97	0.97	58MVB060-14	CNRH**3617A**	0.99	1.01	58MVB060-14
FK4DNF001	1.00	1.02	58MVB060-14	CNRV**3017A**	0.99	1.01	58MVB060-14
FK4DNF002	1.00	0.98	58MVB060-14	CNRV**3617A**	0.99	1.01	58MVB060-14
CAR**3014A**	0.99	1.01	58CV(A.X)070-12	CSRH**3012A**	0.98	1.00	58MVB060-14
CAR**3614A**	0.98	1.00	58CV(A.X)070-12	CSRH**3612A**	0.96	0.96	58MVB060-14
CNRH**3017A**	0.99	1.01	58CV(A.X)070-12	CNRH**3017A**	0.99	1.00	58MVB060-14
CNRH**3617A**	0.99	1.01	58CV(A.X)070-12	CNRH**3617A**	0.99	1.00	58MVB060-14
CNRV**3014A**	0.99	1.01	58CV(A.X)070-12	CNRV**3012A**	0.99	1.00	58MVB060-14
CNRV**3617A**	0.98	1.00	58CV(A.X)070-12	CNRV**3612A**	0.98	1.00	58MVB060-14
CSRH**3012A**	0.96	0.96	58CV(A.X)070-12	CSRH**3012A**	0.96	0.96	58MVB060-14
CSRH**3612A**	0.96	0.96	58CV(A.X)070-12	CSRH**3612A**	0.96	0.96	58MVB060-14
CAR**3017A**	0.97	0.99	58CV(A.X)090-16	CAR**3621A**	0.97	0.99	58MVB060-20
CAR**3617A**	0.97	0.98	58CV(A.X)090-16	CNRH**3017A**	0.99	1.00	58MVB060-20
CNRH**3017A**	0.98	0.99	58CV(A.X)090-16	CNRH**3617A**	0.99	1.00	58MVB060-20
CNRH**3617A**	0.98	0.99	58CV(A.X)090-16	CNRV**3012A**	0.99	1.00	58MVB060-20
CNRV**3017A**	0.98	0.99	58CV(A.X)090-16	CNRV**3621A**	0.98	1.00	58MVB060-20
CNRV**3617A**	0.98	0.99	58CV(A.X)090-16	CSRH**3012A**	0.98	1.00	58MVB060-20
CSRH**3012A**	0.96	0.99	58CV(A.X)090-16	CSRH**3612A**	0.96	0.96	58MVB060-20
CSRH**3612A**	0.96	0.99	58CV(A.X)090-16	CAR**3621A**	0.97	0.98	58MVB100-20
CAR**3612A**	0.96	0.96	58CV(A.X)090-16	CNRH**3017A**	0.98	0.99	58MVB100-20
CAR**3621A**	0.97	0.98	58CV(A.X)110-20	CNRH**3617A**	0.98	0.99	58MVB100-20
CNRH**3017A**	0.98	0.99	58CV(A.X)110-20	CNRV**3012A**	0.98	0.99	58MVB100-20
CNRH**3617A**	0.98	0.99	58CV(A.X)110-20	CNRV**3612A**	0.98	1.00	58MVB100-20
CNRV**3017A**	0.98	0.99	58CV(A.X)110-20	CSRH**3012A**	0.96	0.96	58MVB100-20
CNRV**3617A**	0.98	0.99	58CV(A.X)110-20	CSRH**3612A**	0.96	0.96	58MVB100-20
CSRH**3012A**	0.95	0.99	58CV(A.X)110-20	CNRH**3017A**	0.98	1.00	58MVB120-20
CSRH**3612A**	0.95	0.99	58CV(A.X)110-20	CNRH**3617A**	0.98	1.00	58MVB120-20
CNRH**3017A**	0.98	0.99	58CV(A.X)135-22	CSRH**3012A**	0.96	0.96	58MVB120-20
CNRH**3617A**	0.98	0.99	58CV(A.X)135-22	CSRH**3612A**	0.96	0.96	58MVB120-20
CSRH**3012A**	0.95	0.99	58CV(A.X)135-22	CAR**3017A**	0.99	1.01	58UVB060-14
CSRH**3612A**	0.95	0.99	58CV(A.X)135-22	CAR**3617A**	0.99	1.00	58UVB060-14
CNRH**3017A**	0.98	0.99	58CV(A.X)155-22	CAR**3621A**	0.97	0.99	58UVB060-20
CNRH**3617A**	0.98	0.99	58CV(A.X)155-22	CAR**3621A**	0.97	0.99	58UVB060-20
CSRH**3012A**	0.95	0.99	58CV(A.X)155-22	CNRV**3017A**	0.99	1.01	58UVB060-14
CSRH**3612A**	0.95	0.99	58CV(A.X)155-22	CNRV**3617A**	0.99	1.01	58UVB060-14
CNRH**3017A**	0.99	1.01	58MVB040-14	CNRV**3621A**	0.99	1.00	58UVB060-14
CNRH**3617A**	0.99	1.01	58MVB040-14	CNRV**3621A**	0.98	0.99	58UVB060-20
CSRH**3012A**	0.96	1.00	58MVB040-14				
CSRH**3612A**	0.96	0.97	58MVB040-14				
CAR**3017A**	0.99	1.01	58MVB060-14				

See notes on page 30

HEAT PUMP HEATING PERFORMANCE (CONT.)

INDOOR AIR		OUTDOOR COIL ENTERING AIR TEMPERATURES °F (°C)																							
		-3 (-19.4)			7 (-13.9)			17 (-8.3)			27 (-2.8)			37 (2.8)			47 (8.3)			57 (13.9)			67 (19.4)		
EDB	CFM	Capacity MBtuh		Total Sys-	Capacity MBtuh		Total Sys-	Capacity MBtuh		Total Sys-	Capacity MBtuh		Total Sys-	Capacity MBtuh		Total Sys-	Capacity MBtuh		Total Sys-	Capacity MBtuh		Total Sys-	Capacity MBtuh		Total Sys-
		Integ*	Integ*	tem KWt	Integ*	Integ*	tem KWt	Integ*	Integ*	tem KWt	Integ*	Integ*	tem KWt	Integ*	Integ*	tem KWt	Integ*	Integ*	tem KWt	Integ*	Integ*	tem KWt	Integ*	Integ*	tem KWt
65	1050	15.00	13.80	2.30	18.51	17.01	2.40	22.45	20.47	2.52	26.85	23.85	2.68	31.67	28.82	2.84	35.35	35.35	2.97	39.39	39.39	3.14	41.38	41.38	3.22
	1200	15.19	13.97	2.31	18.73	17.21	2.40	22.70	20.69	2.52	27.13	24.09	2.67	31.46	28.63	2.79	34.88	34.88	2.92	37.68	37.68	3.03	38.03	38.03	3.03
	1350	15.37	14.14	2.33	18.92	17.39	2.41	22.91	20.89	2.52	27.37	24.31	2.67	31.15	28.35	2.77	34.37	34.37	2.88	35.27	35.27	2.91	35.72	35.72	2.92
	1050	14.67	13.50	2.39	18.22	16.74	2.51	22.12	20.17	2.63	26.49	23.52	2.80	31.82	28.50	2.99	35.45	35.45	3.12	39.57	39.57	3.30	42.44	42.44	3.43
	1200	14.86	13.67	2.41	18.42	16.93	2.51	22.37	20.39	2.63	26.76	23.77	2.78	31.52	28.68	2.93	35.00	35.00	3.06	38.80	38.80	3.22	39.67	39.67	3.25
70	1050	15.04	13.84	2.42	18.60	17.09	2.52	22.57	20.58	2.63	26.99	23.97	2.76	31.29	28.47	2.90	34.58	34.58	3.03	36.93	36.93	3.12	37.20	37.20	3.12
	1200	14.82	13.17	2.49	17.88	16.43	2.62	21.77	19.85	2.75	26.10	23.18	2.92	30.91	28.13	3.13	35.47	35.47	3.28	39.61	39.61	3.47	43.96	43.96	3.68
	1350	14.52	13.36	2.50	18.09	16.63	2.62	22.01	20.07	2.74	26.40	23.45	2.90	31.25	28.44	3.08	35.14	35.14	3.21	38.99	38.99	3.38	41.08	41.08	3.47
	1050	14.70	13.52	2.52	18.28	16.80	2.63	22.23	20.27	2.74	26.63	23.65	2.90	31.36	28.54	3.05	34.75	34.75	3.17	38.21	38.21	3.32	38.89	38.89	3.33
	1200	14.52	13.36	2.50	18.09	16.63	2.62	22.01	20.07	2.74	26.40	23.45	2.90	31.25	28.44	3.08	35.14	35.14	3.21	38.99	38.99	3.38	41.08	41.08	3.47

Heating Indoor Model	Capacity	Power	Furnace Model
CNRV*3617A**	1.01	1.02	58MBV060-14
CSRH*4221A**	0.98	0.97	58MBV060-14
CNRV*4221A**	1.01	1.02	58MBV080-14
CSRH*4221A**	0.99	0.99	58MBV080-14
CNRV*3617A**	1.01	1.01	58MBV080-20
CSRH*4221A**	0.99	0.98	58MBV080-20
CNRV*4221A**	1.01	1.02	58MBV100-20
CSRH*4221A**	0.98	0.98	58MBV100-20
CNRV*3617A**	1.01	1.01	58MBV100-20
CSRH*4221A**	0.98	0.97	58MBV100-20
CNRV*4221A**	1.01	1.02	58MBV120-20
CSRH*4221A**	0.98	0.98	58MBV120-20
CNRV*3617A**	1.01	1.01	58MBV120-20
CSRH*4221A**	0.98	0.97	58MBV120-20
CNRV*4221A**	1.01	1.02	58MBV140-14
CSRH*4221A**	0.98	0.98	58MBV140-14
CNRV*3617A**	1.01	1.01	58MBV140-14
CSRH*4221A**	0.98	0.97	58MBV140-14
CNRV*4221A**	1.01	1.02	58MBV160-14
CSRH*4221A**	0.98	0.98	58MBV160-14
CNRV*3617A**	1.01	1.01	58MBV160-14
CSRH*4221A**	0.98	0.97	58MBV160-14
CNRV*4221A**	1.01	1.02	58MBV180-14
CSRH*4221A**	0.98	0.98	58MBV180-14
CNRV*3617A**	1.01	1.01	58MBV180-14
CSRH*4221A**	0.98	0.97	58MBV180-14
CNRV*4221A**	1.01	1.02	58MBV200-20
CSRH*4221A**	0.98	0.98	58MBV200-20
CNRV*3617A**	1.01	1.01	58MBV200-20
CSRH*4221A**	0.98	0.97	58MBV200-20
CNRV*4221A**	1.01	1.02	58MBV220-20
CSRH*4221A**	0.98	0.98	58MBV220-20
CNRV*3617A**	1.01	1.01	58MBV220-20
CSRH*4221A**	0.98	0.97	58MBV220-20

See notes on page 30

Heating Indoor Model	Capacity	Power	Furnace Model
CNRV*3617A**	1.01	1.02	58MBV060-14
CSRH*4221A**	0.98	0.97	58MBV060-14
CNRV*4221A**	1.01	1.02	58MBV080-14
CSRH*4221A**	0.99	0.99	58MBV080-14
CNRV*3617A**	1.01	1.01	58MBV080-20
CSRH*4221A**	0.99	0.98	58MBV080-20
CNRV*4221A**	1.01	1.02	58MBV100-20
CSRH*4221A**	0.98	0.98	58MBV100-20
CNRV*3617A**	1.01	1.01	58MBV100-20
CSRH*4221A**	0.98	0.97	58MBV100-20
CNRV*4221A**	1.01	1.02	58MBV120-20
CSRH*4221A**	0.98	0.98	58MBV120-20
CNRV*3617A**	1.01	1.01	58MBV120-20
CSRH*4221A**	0.98	0.97	58MBV120-20
CNRV*4221A**	1.01	1.02	58MBV140-14
CSRH*4221A**	0.98	0.98	58MBV140-14
CNRV*3617A**	1.01	1.01	58MBV140-14
CSRH*4221A**	0.98	0.97	58MBV140-14
CNRV*4221A**	1.01	1.02	58MBV160-14
CSRH*4221A**	0.98	0.98	58MBV160-14
CNRV*3617A**	1.01	1.01	58MBV160-14
CSRH*4221A**	0.98	0.97	58MBV160-14
CNRV*4221A**	1.01	1.02	58MBV180-14
CSRH*4221A**	0.98	0.98	58MBV180-14
CNRV*3617A**	1.01	1.01	58MBV180-14
CSRH*4221A**	0.98	0.97	58MBV180-14
CNRV*4221A**	1.01	1.02	58MBV200-20
CSRH*4221A**	0.98	0.98	58MBV200-20
CNRV*3617A**	1.01	1.01	58MBV200-20
CSRH*4221A**	0.98	0.97	58MBV200-20
CNRV*4221A**	1.01	1.02	58MBV220-20
CSRH*4221A**	0.98	0.98	58MBV220-20
CNRV*3617A**	1.01	1.01	58MBV220-20
CSRH*4221A**	0.98	0.97	58MBV220-20

Heating Indoor Model	Capacity	Power	Furnace Model
*FCADN(FB)036	1.00	1.00	
FCADN(FB)042	0.92	0.93	
FK4DNF002	1.04	1.01	
CAR**3614A**	1.00	0.99	
CNRH*3617A**	1.02	1.03	58CV(A)X070-12
CNRH*4221A**	1.00	0.99	58CV(A)X070-12
CSRH*3612A**	0.98	0.98	58CV(A)X070-12
CSRH*4212A**	0.97	0.96	58CV(A)X070-12
CAR**3617A**	1.01	1.01	58CV(A)X090-16
CNRH*3617A**	1.01	1.01	58CV(A)X090-16
CNRH*4221A**	0.99	0.97	58CV(A)X090-16
CNRV*3617A**	1.01	1.01	58CV(A)X090-16
CSRH*3612A**	0.98	0.97	58CV(A)X090-16
CSRH*4212A**	0.97	0.95	58CV(A)X090-16
CAR**4221A**	1.01	1.00	58CV(A)X110-20
CNRH*3617A**	0.99	0.98	58CV(A)X110-20
CNRH*4221A**	1.01	1.01	58CV(A)X110-20
CNRV*3617A**	1.01	1.01	58CV(A)X110-20
CNRH*4221A**	0.99	0.97	58CV(A)X110-20
CNRV*3621A**	1.01	1.01	58CV(A)X110-20
CNRV*4221A**	0.99	0.97	58CV(A)X110-20
CSRH*3612A**	0.98	0.96	58CV(A)X110-20
CSRH*4212A**	0.96	0.94	58CV(A)X110-20
CAR**4224A**	0.99	0.98	58CV(A)X135-22
CNRH*3617A**	1.01	1.01	58CV(A)X135-22
CNRH*4221A**	0.99	0.96	58CV(A)X135-22
CSRH*3612A**	0.98	0.96	58CV(A)X135-22
CSRH*4212A**	0.96	0.94	58CV(A)X135-22
CAR**4224A**	0.99	0.97	58CV(A)X155-22
CNRH*3617A**	1.01	1.01	58CV(A)X155-22
CNRH*4221A**	0.99	0.96	58CV(A)X155-22
CSRH*3612A**	0.98	0.95	58CV(A)X155-22
CSRH*4212A**	0.96	0.93	58CV(A)X155-22
CAR**4224A**	1.00	1.00	58MBV040-14
CNRH*3617A**	1.01	1.03	58MBV040-14
CNRH*4221A**	1.00	0.99	58MBV040-14
CSRH*3612A**	0.99	0.98	58MBV040-14
CSRH*4212A**	0.97	0.97	58MBV040-14
CAR**3617A**	1.01	1.01	58MBV060-14
CNRH*3617A**	1.01	1.02	58MBV060-14
CNRH*4221A**	0.99	0.98	58MBV060-14



HEAT PUMP HEATING PERFORMANCE (CONT.)

INDOOR AIR		OUTDOOR COIL ENTERING AIR TEMPERATURES °F (°C)																									
		-3 (-19.4)			7 (-13.9)			17 (-8.3)			27 (-2.8)			37 (2.8)			47 (8.3)			57 (13.9)			67 (19.4)				
EDB	CFM	Capacity MBtuh		Total Sys-tem KWT	Capacity MBtuh		Total Sys-tem KWT	Capacity MBtuh		Total Sys-tem KWT	Capacity MBtuh		Total Sys-tem KWT	Capacity MBtuh		Total Sys-tem KWT	Capacity MBtuh		Total Sys-tem KWT	Capacity MBtuh		Total Sys-tem KWT	Capacity MBtuh		Total Sys-tem KWT		
		Total	Integ*		Total	Integ*		Total	Integ*		Total	Integ*		Total	Integ*		Total	Integ*		Total	Integ*		Total	Integ*		Total	Integ*
65	1225	16.64	15.31	2.55	18.90	2.66	24.79	22.60	2.77	29.49	26.19	2.91	34.78	31.85	3.07	40.64	40.64	40.64	3.24	46.44	46.44	46.44	3.43	52.63	52.63	3.66	
	1400	16.88	15.53	2.57	19.13	2.67	25.06	22.85	2.77	29.83	26.49	2.90	35.16	32.00	3.05	40.77	40.77	40.77	3.18	46.21	46.21	46.21	3.35	49.85	49.85	3.47	
	1575	17.10	15.74	2.60	19.34	2.69	25.32	23.09	2.78	30.12	26.75	2.90	35.50	32.30	3.04	40.70	40.70	40.70	3.16	45.87	45.87	45.87	3.31	46.03	46.03	3.30	
	1225	16.28	14.98	2.66	20.24	2.76	24.48	24.48	2.76	29.11	25.85	3.04	34.36	31.27	3.21	40.15	40.15	40.15	3.40	46.17	46.17	46.17	3.59	52.13	52.13	3.82	
	1400	16.52	15.20	2.68	20.49	18.83	2.79	24.75	22.57	2.89	29.44	26.14	3.02	34.74	31.61	3.18	40.50	40.50	40.50	3.33	46.05	46.05	46.05	3.51	50.87	50.87	3.68
70	1225	15.86	14.59	2.76	19.89	18.28	2.90	24.16	22.03	3.03	28.73	26.40	3.03	35.06	31.91	3.18	40.54	40.54	40.54	3.30	45.83	45.83	45.83	3.47	48.36	48.36	3.54
	1400	16.11	14.82	2.79	20.16	18.53	2.91	24.43	22.28	3.02	28.75	25.52	3.16	33.89	30.84	3.35	39.65	39.65	39.65	3.57	45.89	45.89	45.89	3.76	51.79	51.79	4.00
	1575	16.34	15.03	2.82	20.39	18.74	2.93	24.68	22.50	3.03	29.34	26.06	3.16	34.64	31.52	3.32	40.32	40.32	40.32	3.45	45.68	45.68	45.68	3.62	49.50	49.50	3.75
	1225	16.73	15.39	2.71	20.72	19.04	2.81	24.99	22.73	2.90	29.73	26.40	3.03	35.06	31.91	3.18	40.54	40.54	40.54	3.30	45.83	45.83	45.83	3.47	48.36	48.36	3.54
	1400	16.96	15.62	2.74	20.97	19.29	2.82	25.24	22.97	2.91	29.98	26.65	3.04	35.31	32.16	3.19	40.58	40.58	40.58	3.31	45.86	45.86	45.86	3.48	48.39	48.39	3.54
75	1225	16.11	14.82	2.79	20.16	18.53	2.91	24.43	22.28	3.02	28.75	25.52	3.16	33.89	30.84	3.35	39.65	39.65	39.65	3.57	45.89	45.89	45.89	3.76	51.79	51.79	4.00
	1400	16.34	15.03	2.82	20.39	18.74	2.93	24.68	22.50	3.03	29.34	26.06	3.16	34.64	31.52	3.32	40.32	40.32	40.32	3.45	45.68	45.68	45.68	3.62	49.50	49.50	3.75
	1575	16.57	15.24	2.85	20.62	18.94	2.94	24.93	22.75	3.04	29.63	26.30	3.17	34.59	31.46	3.33	40.36	40.36	40.36	3.48	45.71	45.71	45.71	3.65	49.53	49.53	3.78
	1225	16.40	15.07	2.80	20.42	18.74	2.92	24.71	22.53	3.03	29.51	26.18	3.15	34.51	31.38	3.31	40.34	40.34	40.34	3.44	45.65	45.65	45.65	3.61	49.47	49.47	3.74
	1400	16.63	15.30	2.83	20.65	18.97	2.95	24.94	22.76	3.04	29.76	26.43	3.18	34.54	31.41	3.34	40.37	40.37	40.37	3.47	45.68	45.68	45.68	3.64	49.50	49.50	3.77

25HCS42C Outdoor Section With FC4DN(FB)042 Indoor Section

Heating Indoor Model	Capacity	Power	Furnace Model		Capacity	Power	Furnace Model	
			58MV040-14	58MV060-14			58MV080-14	58MV100-20
CAR**4817A**	0.99	1.02	58MV040-14	58MV060-14	0.99	1.00	58MV080-14	58MV100-20
CAR**4221A**	0.99	1.02	58MV040-14	58MV060-14	0.99	1.00	58MV080-14	58MV100-20
CAR**4821A**	0.99	1.01	58MV040-14	58MV060-14	0.99	1.00	58MV080-14	58MV100-20
CNRV**4221A**	0.99	1.01	58MV040-14	58MV060-14	0.99	1.00	58MV080-14	58MV100-20
CNRV**4821A**	0.99	1.01	58MV040-14	58MV060-14	0.99	1.00	58MV080-14	58MV100-20
CNRV**4221A**	0.99	1.01	58MV040-14	58MV060-14	0.99	1.00	58MV080-14	58MV100-20
CNRV**4821A**	0.99	1.01	58MV040-14	58MV060-14	0.99	1.00	58MV080-14	58MV100-20
CNRV**4221A**	0.99	1.01	58MV040-14	58MV060-14	0.99	1.00	58MV080-14	58MV100-20
CNRV**4821A**	0.99	1.01	58MV040-14	58MV060-14	0.99	1.00	58MV080-14	58MV100-20
CNRV**4221A**	0.99	1.01	58MV040-14	58MV060-14	0.99	1.00	58MV080-14	58MV100-20
CNRV**4821A**	0.99	1.01	58MV040-14	58MV060-14	0.99	1.00	58MV080-14	58MV100-20
CAR**4224A**	0.99	1.03	58MV080-14	58MV100-20	0.99	1.00	58MV080-14	58MV100-20
CAR**4824A**	0.99	1.03	58MV080-14	58MV100-20	0.99	1.00	58MV080-14	58MV100-20
CNRV**4824A**	0.99	0.99	58MV080-14	58MV100-20	0.99	1.00	58MV080-14	58MV100-20

See notes on page 30

Heating Indoor Model	Capacity	Power	Furnace Model		Capacity	Power	Furnace Model	
			58MV040-14	58MV060-14			58MV080-14	58MV100-20
CNRH**4821A**	1.00	1.02	58MV040-14	58MV060-14	1.00	1.01	58MV080-14	58MV100-20
CNRV**4824A**	1.00	1.02	58MV040-14	58MV060-14	1.00	1.01	58MV080-14	58MV100-20
CSRH**4212A**	1.00	1.01	58MV040-14	58MV060-14	1.00	1.01	58MV080-14	58MV100-20
CSRH**4812A**	1.00	1.01	58MV040-14	58MV060-14	1.00	1.01	58MV080-14	58MV100-20
CAR**4817A**	0.99	0.99	58MV060-14	58MV080-14	0.99	1.00	58MV080-14	58MV100-20
CNRH**4221A**	0.99	1.04	58MV060-14	58MV080-14	0.99	1.00	58MV080-14	58MV100-20
CNRH**4821A**	0.99	1.00	58MV060-14	58MV080-14	0.99	1.00	58MV080-14	58MV100-20
CSRH**4212A**	1.00	1.01	58MV060-14	58MV080-14	1.00	1.01	58MV080-14	58MV100-20
CSRH**4812A**	1.00	1.01	58MV060-14	58MV080-14	1.00	1.01	58MV080-14	58MV100-20
CAR**4221A**	0.99	1.05	58MV080-14	58MV100-20	0.99	1.00	58MV080-14	58MV100-20
CAR**4821A**	0.99	1.01	58MV080-14	58MV100-20	0.99	1.00	58MV080-14	58MV100-20
CNRH**4221A**	0.99	1.02	58MV080-14	58MV100-20	0.99	1.00	58MV080-14	58MV100-20
CNRH**4821A**	0.99	1.02	58MV080-14	58MV100-20	0.99	1.00	58MV080-14	58MV100-20
CSRH**4212A**	1.00	1.02	58MV080-14	58MV100-20	1.00	1.01	58MV080-14	58MV100-20
CSRH**4812A**	1.00	1.02	58MV080-14	58MV100-20	1.00	1.01	58MV080-14	58MV100-20
CAR**4821A**	0.99	1.04	58MV080-14	58MV100-20	0.99	1.00	58MV080-14	58MV100-20
CAR**4821A**	0.99	1.00	58MV080-14	58MV100-20	0.99	1.00	58MV080-14	58MV100-20
CNRH**4221A**	0.99	1.04	58MV080-14	58MV100-20	0.99	1.00	58MV080-14	58MV100-20
CNRH**4821A**	0.99	1.04	58MV080-14	58MV100-20	0.99	1.00	58MV080-14	58MV100-20
CSRH**4212A**	1.00	1.01	58MV080-14	58MV100-20	1.00	1.01	58MV080-14	58MV100-20
CSRH**4812A**	1.00	1.01	58MV080-14	58MV100-20	1.00	1.01	58MV080-14	58MV100-20
CAR**4224A**	0.99	1.04	58MV100-20	58MV100-20	0.99	1.00	58MV100-20	58MV100-20
CAR**4824A**	0.99	1.04	58MV100-20	58MV100-20	0.99	1.00	58MV100-20	58MV100-20
CNRV**4221A**	0.99	1.04	58MV100-20	58MV100-20	0.99	1.00	58MV100-20	58MV100-20
CNRV**4821A**	0.99	1.04	58MV100-20	58MV100-20	0.99	1.00	58MV100-20	58MV100-20
CSRH**4212A**	1.00	1.03	58MV100-20	58MV100-20	1.00	1.03	58MV100-20	58MV100-20
CSRH**4812A**	1.00	1.03	58MV100-20	58MV100-20	1.00	1.03	58MV100-20	58MV100-20
CAR**4824A**	0.99	0.99	58MV100-20	58MV100-20	0.99	0.99	58MV100-20	58MV100-20
CNRH**4221A**	0.99	0.99	58MV100-20	58MV100-20	0.99	0.99	58MV100-20	58MV100-20
CNRH**4824A**	0.99	0.99	58MV100-20	58MV100-20	0.99	0.99	58MV100-20	58MV100-20
CSRH**4212A**	1.00	1.00	58MV100-20	58MV100-20	1.00	1.00	58MV100-20	58MV100-20
CSRH**4812A**	1.00	1.00	58MV100-20	58MV100-20	1.00	1.00	58MV100-20	58MV100-20

HEAT PUMP HEATING PERFORMANCE (CONT.)

INDOOR AIR		OUTDOOR COIL ENTERING AIR TEMPERATURES °F (°C)																															
		-3 (-19.4)				7 (-13.9)				17 (-8.3)				27 (-2.8)				37 (2.8)				47 (8.3)				57 (13.9)				67 (19.4)			
		Capacity MBtuh		Total Sys-tem KWT		Capacity MBtuh		Total Sys-tem KWT		Capacity MBtuh		Total Sys-tem KWT		Capacity MBtuh		Total Sys-tem KWT		Capacity MBtuh		Total Sys-tem KWT		Capacity MBtuh		Total Sys-tem KWT		Capacity MBtuh		Total Sys-tem KWT		Capacity MBtuh		Total Sys-tem KWT	
EDB	CFM	Total	Integ*	Total	Integ*	Total	Integ*	Total	Integ*	Total	Integ*	Total	Integ*	Total	Integ*	Total	Integ*	Total	Integ*	Total	Integ*	Total	Integ*	Total	Integ*	Total	Integ*	Total	Integ*				
65	1400	19.51	17.95	3.08	24.04	22.09	3.22	29.05	26.49	3.37	34.70	30.82	3.55	41.06	37.36	3.78	48.15	48.15	4.05	56.11	56.11	4.33	63.47	63.47	4.64	71.83	71.83	4.91	80.20	80.20	5.19		
	1600	19.80	18.21	3.10	24.33	22.36	3.23	29.39	26.80	3.37	35.08	31.15	3.56	41.49	37.76	3.76	48.59	48.59	4.02	55.54	55.54	4.23	62.05	62.05	4.51	70.59	70.59	4.79	79.00	79.00	5.09		
	1800	20.05	18.45	3.14	24.59	22.60	3.25	29.69	27.07	3.39	35.45	31.48	3.55	41.82	38.06	3.76	48.80	48.80	3.96	54.86	54.86	4.19	58.16	58.16	4.31	67.61	67.61	4.87	76.20	76.20	5.14		
	1400	19.06	17.54	3.20	23.66	21.74	3.36	28.62	26.10	3.53	34.25	30.42	3.72	40.52	36.88	3.95	47.51	47.51	4.23	55.50	55.50	4.57	63.51	63.51	4.87	71.83	71.83	4.91	80.20	80.20	5.19		
70	1600	19.35	17.80	3.23	23.95	22.01	3.37	28.96	26.41	3.52	34.63	30.75	3.70	40.98	37.29	3.93	48.00	48.00	4.20	55.54	55.54	4.43	62.59	62.59	4.75	70.59	70.59	4.79	79.00	79.00	5.09		
	1800	19.61	18.05	3.26	24.22	22.26	3.40	29.27	26.68	3.54	34.97	31.06	3.71	41.31	37.59	3.92	48.40	48.40	4.17	54.97	54.97	4.39	60.46	60.46	4.63	69.50	69.50	4.96	78.00	78.00	5.00		
	1400	18.56	17.08	3.32	23.24	21.36	3.51	28.20	25.71	3.68	33.75	29.97	3.89	39.98	36.39	4.13	46.92	46.92	4.42	54.74	54.74	4.79	63.08	63.08	5.09	71.83	71.83	4.91	80.20	80.20	5.19		
	1600	18.88	17.35	3.35	23.55	21.64	3.52	28.53	26.01	3.68	34.13	30.31	3.87	40.45	36.81	4.10	47.43	47.43	4.38	55.28	55.28	4.67	62.33	62.33	4.96	70.59	70.59	4.79	79.00	79.00	5.09		
75	1800	19.13	17.60	3.39	23.82	21.89	3.54	28.83	26.29	3.69	34.47	30.61	3.87	40.84	37.16	4.10	47.81	47.81	4.38	54.99	54.99	4.60	59.77	59.77	4.80	68.77	68.77	4.80	77.57	77.57	4.80		

25HCS348C30 Outdoor Section With FC4D(FB)048 Indoor Section

Heating Indoor Model	Capacity	Power	Furnace Model
CAR**4821A**	0.98	1.02	58MVB100-20
CAR**6021A**	0.98	1.02	58MVB100-20
CNRH*4821A**	0.98	1.02	58MVB100-20
CNRH*6024A**	0.98	1.02	58MVB100-20
CNRV*4821A**	0.98	1.02	58MVB100-20
CSRH*4812A**	0.98	1.02	58MVB100-20
CSRH*6024A**	0.98	1.00	58MVB100-20
CAR**4824A**	0.98	1.02	58MVB120-20
CAR**6024A**	0.98	1.02	58MVB120-20
CNRH*4821A**	0.98	1.02	58MVB120-20
CNRH*6024A**	0.98	1.02	58MVB120-20
CNRV*4821A**	0.98	1.02	58MVB120-20
CSRH*4812A**	0.98	1.02	58MVB120-20
CSRH*6024A**	0.98	1.02	58MVB120-20
CAR**4821A**	0.98	1.03	58UVB080-20
CAR**6021A**	0.98	1.02	58UVB080-20
CNRH*4821A**	0.98	1.02	58UVB100-20
CNRH*6021A**	0.98	1.02	58UVB100-20
CNRV*4821A**	0.98	1.02	58UVB100-20
CSRH*4824A**	0.98	1.02	58UVB120-20
CAR**6024A**	0.98	1.02	58UVB120-20
CNRV*6024A**	0.98	1.02	58UVB120-20

Heating Indoor Model	Capacity	Power	Furnace Model
*FC4DN(FB)048	1.00	1.00	
FK4DNB006	0.98	0.96	
FK4DNF005	0.98	1.00	
CSRH*6012A**	0.98	0.99	
CAR**4817A**	0.98	0.99	58CV(A)X090-16
CNRH*4821A**	0.98	1.02	58CV(A)X090-16
CNRH*6024A**	0.98	1.02	58CV(A)X090-16
CSRH*4812A**	0.98	1.01	58CV(A)X090-16
CSRH*6012A**	0.98	1.00	58CV(A)X090-16
CAR**4821A**	0.98	1.02	58CV(A)X110-20
CAR**6021A**	0.98	1.01	58CV(A)X110-20
CNRH*4821A**	0.98	1.02	58CV(A)X110-20
CNRH*6024A**	0.98	1.01	58CV(A)X110-20
CNRV*4821A**	0.98	1.02	58CV(A)X110-20
CSRH*4812A**	0.98	1.02	58CV(A)X110-20
CSRH*6012A**	0.98	0.99	58CV(A)X110-20
CAR**4824A**	0.98	1.01	58CV(A)X135-22
CAR**6024A**	0.98	1.00	58CV(A)X135-22
CNRH*4821A**	0.97	1.00	58CV(A)X135-22
CNRH*6024A**	0.98	1.01	58CV(A)X135-22
CNRV*4824A**	0.96	0.99	58CV(A)X135-22
CNRV*6024A**	0.98	1.01	58CV(A)X135-22
CSRH*4812A**	0.98	1.00	58CV(A)X135-22
CSRH*6012A**	0.98	0.99	58CV(A)X135-22
CAR**4824A**	0.97	0.99	58CV(A)X155-22
CAR**6024A**	0.98	1.00	58CV(A)X155-22
CNRH*4821A**	0.97	0.99	58CV(A)X155-22
CNRH*6024A**	0.97	0.99	58CV(A)X155-22
CNRV*4824A**	0.97	0.99	58CV(A)X155-22
CNRV*6024A**	0.97	0.99	58CV(A)X155-22
CSRH*4812A**	0.98	1.03	58MVB080-20
CSRH*6012A**	0.98	1.02	58MVB080-20
CAR**4821A**	0.98	1.03	58MVB080-20
CAR**6021A**	0.98	1.03	58MVB080-20
CNRH*4821A**	0.98	1.03	58MVB080-20
CNRH*6024A**	0.98	1.03	58MVB080-20
CNRV*4821A**	0.98	1.03	58MVB080-20
CSRH*4812A**	0.98	1.02	58MVB080-20
CSRH*6012A**	0.98	1.01	58MVB080-20

See notes on page 30



25HCS3C

HEAT PUMP HEATING PERFORMANCE

INDOOR AIR		OUTDOOR COIL ENTERING AIR TEMPERATURES * F (° C)																																			
		-3 (-19.4)		7 (-13.9)		17 (-8.3)		27 (-2.8)		37 (2.8)		47 (8.3)		57 (13.9)		67 (19.4)																					
EDB	CFM	Capacity MBtuh		Total Sys-tem kW†		Capacity MBtuh		Total Sys-tem kW†		Capacity MBtuh		Total Sys-tem kW†		Capacity MBtuh		Total Sys-tem kW†																					
		Total	Integ*	Total	Integ*	Total	Integ*	Total	Integ*	Total	Integ*	Total	Integ*	Total	Integ*	Total	Integ*																				
65	1750	25.95	28.87	3.95	31.46	28.91	4.10	37.43	34.13	4.27	44.20	39.26	4.46	51.85	47.18	4.69	60.38	56.85	4.89	68.55	64.71	4.84	74.57	70.80	4.77	82.10	78.33	4.77	89.86	86.09	4.77	97.39	93.62	4.77			
	2000	26.34	24.23	4.00	31.86	29.28	4.13	37.91	34.56	4.28	44.72	39.72	4.46	52.50	47.77	4.67	60.21	56.47	4.83	66.47	62.69	4.88	74.72	70.95	4.88	82.10	78.33	4.88	89.86	86.09	4.88	97.39	93.62	4.88			
	2250	26.69	24.56	4.05	32.23	29.61	4.17	38.34	34.95	4.32	45.20	40.15	4.49	52.97	48.20	4.64	59.85	55.85	4.82	62.69	58.69	4.88	70.95	66.95	4.88	78.33	74.33	4.88	85.72	81.72	4.88	93.01	89.01	4.88	100.50	96.50	4.88
	1750	25.46	23.42	4.11	31.03	28.51	4.28	36.99	33.73	4.45	43.69	38.81	4.65	51.22	46.61	4.89	59.75	55.75	5.13	68.30	64.30	5.39	77.42	73.42	5.61	86.09	82.09	5.61	94.88	90.88	5.61	103.67	99.67	5.61			
	2000	25.85	23.79	4.16	31.44	28.89	4.30	37.45	34.14	4.46	44.22	39.28	4.65	51.82	47.15	4.87	60.00	56.00	5.05	67.83	63.83	5.29	76.62	72.62	5.29	85.41	81.41	5.29	94.00	90.00	5.29	102.59	98.59	5.29			
75	1750	24.93	22.83	4.27	30.56	28.09	4.45	36.57	33.34	4.64	43.17	38.34	4.85	50.61	46.05	5.10	59.02	55.02	5.38	67.93	63.93	5.63	75.31	71.31	5.63	82.70	78.70	5.63	89.86	85.86	5.63	97.01	93.01	5.63			
	2000	25.33	23.30	4.32	30.98	28.47	4.48	37.00	33.74	4.65	43.69	38.80	4.85	51.20	46.59	5.08	59.66	55.66	5.28	67.64	63.64	5.53	75.07	71.07	5.53	82.44	78.44	5.53	89.59	85.59	5.53	96.80	92.80	5.53			
	2250	25.70	23.64	4.37	31.36	28.82	4.52	37.41	34.11	4.68	44.15	39.21	4.87	51.71	47.06	5.08	59.61	55.61	5.25	67.79	63.79	5.44	75.10	71.10	5.44	82.89	78.89	5.44	89.94	85.94	5.44	97.10	93.10	5.44			
	1750	24.93	22.83	4.27	30.56	28.09	4.45	36.57	33.34	4.64	43.17	38.34	4.85	50.61	46.05	5.10	59.02	55.02	5.38	67.93	63.93	5.63	75.31	71.31	5.63	82.70	78.70	5.63	89.86	85.86	5.63	97.01	93.01	5.63			
	2000	25.33	23.30	4.32	30.98	28.47	4.48	37.00	33.74	4.65	43.69	38.80	4.85	51.20	46.59	5.08	59.66	55.66	5.28	67.64	63.64	5.53	75.07	71.07	5.53	82.44	78.44	5.53	89.59	85.59	5.53	96.80	92.80	5.53			

Heating Indoor Model	Capacity	Power	Furnace Model
*FC4DN(FB)060	1.00	1.00	
FK4DNB006	0.99	0.99	
CSRH*6012A**	0.99	1.02	58CV(A)135-22
CAR**6024A**	0.99	1.02	58CV(A)155-22
CNRH*6024A**	0.98	1.03	58CV(A)155-22
CNRV*6024A**	0.98	1.03	58CV(A)155-22
CSRH*6012A**	0.99	1.02	58CV(A)155-22

NOTE: When the required data falls between the published data, interpolation may be performed. Extrapolation is not an acceptable practice.

* The Btuh heating capacity values shown are net integrated values from which the defrost effect has been subtracted. The Btuh heating from supplement heaters should be added to those values to obtain total system capacity.

† The kW values include the compressor, outdoor fan motor, and indoor blower motor. The kW from supplement heaters should be added to these values to obtain total system kilowatts.

EDB — Entering Dry Bulb

GUIDE SPECIFICATIONS

GENERAL

System Description

Outdoor-mounted, air-cooled, split-system heat pump unit suitable for ground or rooftop installation. Unit consists of a hermetic compressor, an air-cooled coil, propeller-type condenser fan, and a control box. Unit will discharge supply air upward as shown on contract drawings. Unit will be used in a refrigeration circuit to match up to a packaged fan coil or coil unit.

Quality Assurance

- Unit will be rated in accordance with the latest edition of ARI Standard 240.
- Unit will be certified for capacity and efficiency, and listed in the latest ARI directory.
- Unit construction will comply with latest edition of ANSI/ASHRAE and with NEC.
- Unit will be constructed in accordance with UL standards and will carry the UL label of approval. Unit will have C-UL approval.
- Unit cabinet will be capable of withstanding Federal Test Method Standard No. 141 (Method 6061) 500-hr salt spray test.
- Air-cooled condenser coils will be leak tested and pressure tested.
- Unit constructed in ISO9001 approved facility.

Delivery, Storage, and Handling

- Unit will be shipped as single package only and is stored and handled per unit manufacturer's recommendations.

Warranty (for inclusion by specifying engineer)

- U.S. and Canada only.

PRODUCTS

Equipment

- Factory assembled, single piece, air-cooled heat pump unit. Contained within the unit enclosure is all factory wiring, piping, controls, compressor, refrigerant charge (R-22), and special features required prior to field start-up.

Unit Cabinet

- Unit cabinet will be constructed of galvanized steel, bonderized, and coated with a powder coat paint.

Fans

- Condenser fan will be direct-drive propeller type, discharging air upward.

AIR-COOLED, SPLIT-SYSTEM HEAT PUMP

25HCS3C

1-1/2 TO 5 NOMINAL TONS

- Condenser fan motors will be totally enclosed, 1-phase type with class B insulation and permanently lubricated bearings.
- Shafts will be corrosion resistant.
- Fan blades will be statically and dynamically balanced.
- Condenser fan openings will be equipped with steel wire safety guards.

Compressor

- Compressor will be hermetically sealed.
- Compressor will be mounted on rubber vibration isolators.

Condenser Coil

- Condenser coil will be air cooled.
- Coil will be constructed of aluminum fins mechanically bonded to copper tubes which are then cleaned, dehydrated, and sealed.

Refrigeration Components

- Refrigeration circuit components will include liquid-line shutoff valve with sweat connections, vapor-line shutoff valve with sweat connections, system charge of refrigerant, compressor oil, accumulator, loss of charge switch, and reversing valve.

Operating Characteristics

- The capacity of the unit will meet or exceed _____ Btuh at a suction temperature of _____ °F/°C. The power consumption at full load will not exceed _____ kW.
- Combination of the unit and the evaporator or fan coil unit will have a total net cooling capacity of _____ Btuh or greater at conditions of _____ CFM entering air temperature at the evaporator at _____ °F/°C wet bulb and _____ °F/°C dry bulb, and air entering the unit at _____ °F/°C.
- The system will have a SEER of _____ Btuh/watt or greater at DOE conditions.

Electrical Requirements

- Nominal unit electrical characteristics will be _____ v, single phase, 60 hz. The unit will be capable of satisfactory operation within voltage limits of _____ v to _____ v.
- Nominal unit electrical characteristics will be _____ v, three phase, 60 hz. The unit will be capable of satisfactory operation within voltage limits of _____ v to _____ v.
- Unit electrical power will be single point connection.
- Control circuit will be 24v.

Special Features

- Refer to section of this literature identifying accessories and descriptions for specific features and available enhancements.

25HCS3C

