

Using the Watch

Charging

Remove the watch from your wrist and place it in a brightly lit area.

- The watch may become hot when exposed to light for charging. Take care to avoid burn injury.
- Avoid charging in locations where it is very hot.

Power Saving

- Leaving the watch in a dark location for about one week will cause all hands to stop.

Battery Alerts

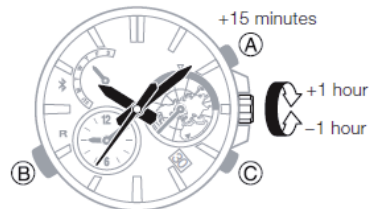
- Low Battery
Second hand jumps every two seconds (Low Battery Alert).
- Dead Battery
All hands stopped.

Setting the Time

1. Rotate the crown towards you to loosen it.
2. Pull the crown out to the second click.
 - This enables setting of your current location's time zone.



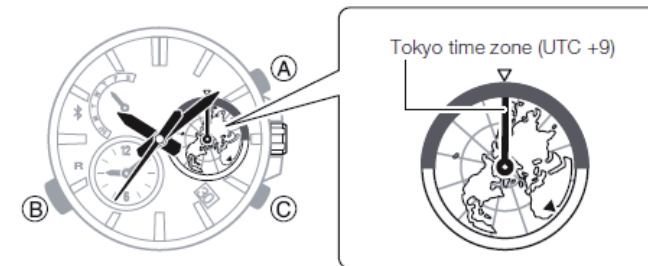
3. Adjust the hour and minute hand positions so they are set approximately to the current time in your location.
 - Rotate the crown away from you (forward) or toward you (back) to change the setting in one-hour increments.
 - Hold down (A) for about one second advances the time by 15 minutes.



Important!

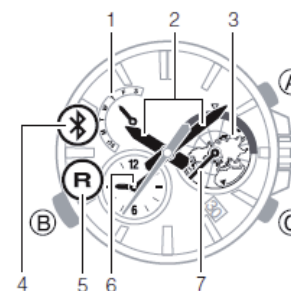
- The 3D Globe Dial at 3 o'clock will rotate in accordance with the hour and minute hand settings. Set the hands so the time zone where you are currently located is positioned at 12 o'clock on the dial.

Example: If you are located in Tokyo, Tokyo's time zone will be at 12 o'clock on the dial.



4. Hold down (B) for about one second.
 - This enables setting of the current time minute.
5. Rotate the crown to move the minute hand to the current time's minute.
6. Press the (B) button.
 - This enables setting of the current time hour.
7. Rotate the crown to move the hour hand to the current time's hour.
8. After the settings are the way you want, push the crown back in.

General Guide



1. Days of the week
2. Home Time hour and minute hands
3. 3D Globe Dial
4. Bluetooth connected *
5. R: Bluetooth standby
6. Dual Time hour and minute hands
7. Dual Time zone hand

* Hold down (B) for about 1.5 seconds to connect via Bluetooth.

MODEL NAME: EQB-600

FCC Statements EQB-600

Statement according to Part 15.105

This equipment has been tested and found to comply with the limits for a Class B digital device, pursuant to Part 15 of the FCC Rules. These limits are designed to provide reasonable protection against harmful interference in a residential installation. This equipment generates, uses and can radiate radio frequency energy and, if not installed and used in accordance with the instructions, may cause harmful interference to radio communications. However, there is no guarantee that interference will not occur in a particular installation. If this equipment does cause harmful interference to radio or television reception, which can be determined by turning the equipment off and on, the user is encouraged to try to correct the interference by one or more of the following measures:

- Reorient or relocate the receiving antenna.
- Increase the separation between the equipment and receiver.
- Connect the equipment into an outlet on a circuit different from that to which the receiver is connected.
- Consult the dealer or an experienced radio/TV technician for help.

1

EQB-600

Statement according to Part 15.19

This device complies with Part 15 of the FCC Rules. Operation is subject to the following two conditions:

- (1) this device may not cause harmful interference, and
- (2) this device must accept any interference received, including interference that may cause undesired operation.

Statement according to Part 15.21

Changes or modifications made to this equipment not expressly approved by CASIO COMPUTER CO., LTD. may void the FCC authorization to operate this equipment.

Caution: Exposure to Radio Frequency Radiation.

To comply with FCC RF exposure compliance requirements, this device must not be co-located or operating in conjunction with any other antenna or transmitter.

2

IC Statements EQB-600

This device complies with Industry Canada's licence-exempt RSSs.

Operation is subject to the following two conditions: (1) this device may not cause interference, and (2) this device must accept any interference, including interference that may cause undesired operation of the device.

Le présent appareil est conforme aux CNR d'Industrie Canada applicables aux appareils radio exempts de licence. L'exploitation est autorisée aux deux conditions suivantes : (1) l'appareil ne doit pas produire de brouillage, et (2) l'utilisateur de l'appareil doit accepter tout brouillage radioélectrique subi, même si le brouillage est susceptible d'en compromettre le fonctionnement.

Caution: Exposure to Radio Frequency Radiation.

To comply with IC RF exposure compliance requirements, this device must not be co-located or operating in conjunction with any other antenna or transmitter.

3

EU Declaration Conformity EQB-600

http://ec.europa.eu/enterprise/sectors/rte/documents/interpretation/index_en.htm#2-23

English	Hereby, CASIO COMPUTER CO., LTD. , declares that this Bluetooth watch is in compliance with the essential requirements and other relevant provisions of Directive 1999/5/EC.
French	Par la présente CASIO COMPUTER CO., LTD. déclare que l'appareil Bluetooth watch est conforme aux exigences essentielles et aux autres dispositions pertinentes de la directive 1999/5/CE
	Par la présente, CASIO COMPUTER CO., LTD. déclare que ce Bluetooth watch est conforme aux exigences essentielles et aux autres dispositions de la directive 1999/5/CE qui lui sont applicables
Spanish	Por medio de la presente CASIO COMPUTER CO., LTD. declara que el Bluetooth watch cumple con los requisitos esenciales y cualesquiera otras disposiciones aplicables o exigibles de la Directiva 1999/5/CE

4

EQB-600

German	Hiermit erklärt CASIO COMPUTER CO., LTD. , dass sich dieser/ diese/dieses Bluetooth watch in Übereinstimmung mit den grundlegenden Anforderungen und den anderen relevanten Vorschriften der Richtlinie 1999/5/EG befndet". (BMW)
	Hiermit erklärt CASIO COMPUTER CO., LTD. die Übereinstimmung des Gerätes Bluetooth watch mit den grundlegenden Anforderungen und den anderen relevanten Festlegungen der Richtlinie 1999/5/EG. (Wien)
Italian	Con la presente CASIO COMPUTER CO., LTD. dichiara che questo Bluetooth watch è conforme ai requisiti essenziali ed alle altre disposizioni pertinenti stabilite dalla direttiva 1999/5/CE.
Portuguese	CASIO COMPUTER CO., LTD. declara que este Bluetooth watch está conforme com os requisitos essenciais e outras disposições da Directiva 1999/5/CE.

5

EQB-600

Greek	ΜΕ ΤΗΝ ΠΑΡΟΥΣΑ CASIO COMPUTER CO., LTD. ΔΗΛΩΝΕΙ ΟΤΙ Bluetooth watch ΣΥΜΜΟΡΦΩΝΕΤΑΙ ΠΡΟΣ ΤΙΣ ΟΥΣΙΩΔΕΙΣ ΑΠΑΙΤΗΣΕΙΣ ΚΑΙ ΤΙΣ ΛΟΙΠΕΣ ΣΧΕΤΙΚΕΣ ΔΙΑΤΑΞΕΙΣ ΤΗΣ ΟΔΗΓΙΑΣ 1999/5/ΕΚ
Dutch	Hierbij verklaart CASIO COMPUTER CO., LTD. dat het toestel Bluetooth watch in overeenstemming is met de essentiële eisen en de andere relevante bepalingen van richtlijn 1999/5/EG
	Bij deze verklaart CASIO COMPUTER CO., LTD. dat deze Bluetooth watch voldoet aan de essentiële eisen en aan de overige relevante bepalingen van Richtlijn 1999/5/EC.
Danish	Undertegnede CASIO COMPUTER CO., LTD. erklærer herved, at følgende udstyr Bluetooth watch overholder de væsentlige krav og øvrige relevante krav i direktiv 1999/5/EF

6

EQB-600

Finnish	CASIO COMPUTER CO., LTD. vakuuttaa täten että Bluetooth watch tyyppinen laite on direktiivin 1999/5/EY oleellisten vaatimusten ja sitä koskevien direktiivin muiden ehtojen mukainen.
Swedish	Härmed intygar CASIO COMPUTER CO., LTD. att denna Bluetooth watch står i överensstämmelse med de väsentliga egenskapskrav och övriga relevanta bestämmelser som framgår av direktiv 1999/5/EG.

The copy of the Declaration of Conformity can be found on <http://world.casio.com/ce/BLE/>



7

Using the Watch

Charging

Remove the watch from your wrist and place it in a brightly lit area.

- The watch may become hot when exposed to light for charging. Take care to avoid burn injury.
- Avoid charging in locations where it is very hot.

Power Saving

- Leaving the watch in a dark location for about one week will cause all hands to stop.

Battery Alerts


- Low Battery
Second hand jumps every two seconds (Low Battery Alert).
- Dead Battery
All hands stopped.

Setting the Time

1. Rotate the crown towards you to loosen it.
2. Pull the crown out to the second click.
 - This enables setting of your current location's time zone.

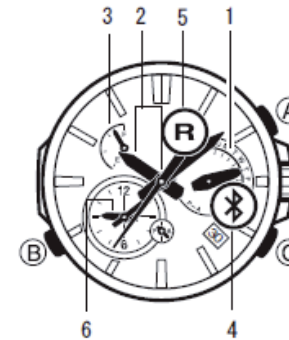


3. Adjust the hour and minute hand positions so they are set approximately to the current time in your location.
 - Rotate the crown away from you (forward) or toward you (back) to change the setting in one-hour increments.
 - Hold down (A) for about one second advances the time by 15 minutes.



4. Hold down (B) for about one second.
 - This enables setting of the current time minute.
5. Rotate the crown to move the minute hand to the current time's minute.
6. Press the (B) button.
 - This enables setting of the current time hour.
7. Rotate the crown to move the hour hand to the current time's hour.
8. After the settings are the way you want, push the crown back in.

General Guide



1. Days of the week
2. Home Time hour and minute hands
3. Battery Indicator
4. * : Bluetooth connected *
5. R : Bluetooth standby
6. Dual Time hour and minute hands

* Hold down (B) for about 1.5 seconds to connect via Bluetooth.

MODEL NAME: EQB-700

FCC Statements EQB-700

Statement according to Part 15.105

This equipment has been tested and found to comply with the limits for a Class B digital device, pursuant to Part 15 of the FCC Rules. These limits are designed to provide reasonable protection against harmful interference in a residential installation. This equipment generates, uses and can radiate radio frequency energy and, if not installed and used in accordance with the instructions, may cause harmful interference to radio communications. However, there is no guarantee that interference will not occur in a particular installation. If this equipment does cause harmful interference to radio or television reception, which can be determined by turning the equipment off and on, the user is encouraged to try to correct the interference by one or more of the following measures:

- Reorient or relocate the receiving antenna.
- Increase the separation between the equipment and receiver.
- Connect the equipment into an outlet on a circuit different from that to which the receiver is connected.
- Consult the dealer or an experienced radio/TV technician for help.

1

EQB-700

Statement according to Part 15.19

This device complies with Part 15 of the FCC Rules. Operation is subject to the following two conditions:

- (1) this device may not cause harmful interference, and
- (2) this device must accept any interference received, including interference that may cause undesired operation.

Statement according to Part 15.21

Changes or modifications made to this equipment not expressly approved by CASIO COMPUTER CO., LTD. may void the FCC authorization to operate this equipment.

Caution: Exposure to Radio Frequency Radiation.

To comply with FCC RF exposure compliance requirements, this device must not be co-located or operating in conjunction with any other antenna or transmitter.

2

IC Statements EQB-700

This device complies with Industry Canada's licence-exempt RSSs. Operation is subject to the following two conditions: (1) this device may not cause interference, and (2) this device must accept any interference, including interference that may cause undesired operation of the device.

Le présent appareil est conforme aux CNR d'Industrie Canada applicables aux appareils radio exempts de licence. L'exploitation est autorisée aux deux conditions suivantes : (1) l'appareil ne doit pas produire de brouillage, et (2) l'utilisateur de l'appareil doit accepter tout brouillage radioélectrique subi, même si le brouillage est susceptible d'en compromettre le fonctionnement.

Caution: Exposure to Radio Frequency Radiation.

To comply with IC RF exposure compliance requirements, this device must not be co-located or operating in conjunction with any other antenna or transmitter.

3

EU Declaration Conformity EQB-700

http://ec.europa.eu/enterprise/sectors/rte/documents/interpretation/index_en.htm#h2-23

English	Hereby, CASIO COMPUTER CO., LTD. , declares that this Bluetooth watch is in compliance with the essential requirements and other relevant provisions of Directive 1999/5/EC.
French	Par la présente CASIO COMPUTER CO., LTD. déclare que l'appareil Bluetooth watch est conforme aux exigences essentielles et aux autres dispositions pertinentes de la directive 1999/5/CE. Par la présente, CASIO COMPUTER CO., LTD. déclare que ce Bluetooth watch est conforme aux exigences essentielles et aux autres dispositions de la directive 1999/5/CE qui lui sont applicables
Spanish	Por medio de la presente CASIO COMPUTER CO., LTD. declara que el Bluetooth watch cumple con los requisitos esenciales y cualesquiera otras disposiciones aplicables o exigibles de la Directiva 1999/5/CE

4

EQB-700

German	Hiermit erklärt CASIO COMPUTER CO., LTD. , dass sich dieser/ diese/dieses Bluetooth watch in Übereinstimmung mit den grundlegenden Anforderungen und den anderen relevanten Vorschriften der Richtlinie 1999/5/EG befndet". (BMW i) Hiermit erklärt CASIO COMPUTER CO., LTD. die Übereinstimmung des Gerätes Bluetooth watch mit den grundlegenden Anforderungen und den anderen relevanten Festlegungen der Richtlinie 1999/5/EG. (Wien)
Italian	Con la presente CASIO COMPUTER CO., LTD. dichiara che questo Bluetooth watch è conforme ai requisiti essenziali ed alle altre disposizioni pertinenti stabilite dalla direttiva 1999/5/CE.
Portuguese	CASIO COMPUTER CO., LTD. declara que este Bluetooth watch está conforme com os requisitos essenciais e outras disposições da Directiva 1999/5/CE.

5

EQB-700

Greek	ΜΕ ΤΗΝ ΠΑΡΟΥΣΑ CASIO COMPUTER CO., LTD. ΔΗΛΩΝΕΙ ΟΤΙ Bluetooth watch ΣΥΜΜΟΡΦΩΝΕΤΑΙ ΠΡΟΣ ΤΙΣ ΟΥΣΙΩΔΕΙΣ ΑΠΑΙΤΗΣΕΙΣ ΚΑΙ ΤΙΣ ΛΟΙΠΕΣ ΣΧΕΤΙΚΕΣ ΔΙΑΤΑΞΕΙΣ ΤΗΣ ΟΔΗΓΙΑΣ 1999/5/ΕΚ
Dutch	Hierbij verklaart CASIO COMPUTER CO., LTD. dat het toestel Bluetooth watch in overeenstemming is met de essentiële eisen en de andere relevante bepalingen van richtlijn 1999/5/EG Bij deze verklaart CASIO COMPUTER CO., LTD. dat deze Bluetooth watch voldoet aan de essentiële eisen en aan de overige relevante bepalingen van Richtlijn 1999/5/EC.
Danish	Undertegnede CASIO COMPUTER CO., LTD. erklærer herved, at følgende udstyr Bluetooth watch overholder de væsentlige krav og øvrige relevante krav i direktiv 1999/5/EF

6

EQB-700

Finnish	CASIO COMPUTER CO., LTD. vakuuttaa täten että Bluetooth watch tyyppinen laite on direktiivin 1999/5/EY oleellisten vaatimusten ja sitä koskevien direktiivin muiden ehtojen mukainen.
Swedish	Härmed intygar CASIO COMPUTER CO., LTD. att denna Bluetooth watch står i överensstämmelse med de väsentliga egenskapskrav och övriga relevanta bestämmelser som framgår av direktiv 1999/5/EG.

The copy of the Declaration of Conformity can be found on <http://world.casio.com/ce/BLE/>



7