

BWD

Heavy Duty & Industrial Ignition Catalog

- Farm & Tractor Equipment • Trucks/Buses
- Forklifts • Industrial Equipment



TABLE OF CONTENTS

	Page		Page
How to use this Catalog	A1	Coil Guide	A14
Application Index	A7-A10	Product Features & Benefits	A15-A22
Tractor Model to Year Chart	A11-A12	Product to Catalog Index	A23-A28
Contact Assembly Conversion Table	A12	Application Guide	1-666
Epoxy Coil Conversion Table	A13	Heavy Duty Trucks & Buses	1-227
Abbreviations	A13	Farm Tractors & Implements	228-401
Loadhandler Series Alternators	A13	Industrial Engines & Equipment	402-591
		Unit Parts Guide - Miscellaneous	
		Component Parts for Alternators &	
		Starters	592-666

PURPOSE:

This catalog lists Ignition and Electrical Systems Parts Applications for Heavy Duty Trucks and Buses, Farm Tractors and Implements, Industrial Engines and Equipment including Fork Lift Trucks. It provides coverage through 1998.

Additional product information for all parts can be found in our Buyers Guide, along with information for universal parts not listed by application.

HOW TO USE:

This catalog is divided into several groups:

Indexes such as: Application Index for Trucks, Farm and Industrial.

Charts such as: Tractor Model Chart, Contact Assembly Conversion Charts, Epoxy Coil Conversion Chart, Abbreviations, Ignition Basics, Product Features and Benefits, and Product to Catalog Chart.

Application Guides (that take up the bulk of the book) are divided into three sections:

Heavy Duty Trucks and Buses, Farm Tractors and Implements, and Industrial Equipment. Find the desired section and manufacturer in the Index.

Check the Table of Contents for actual location.

To Look Up a Part:

Locate your application in the appropriate part category. Truck listings are organized by model year in descending order. Farm listings are divided by equipment type and are organized by model in ascending order. Industrial listings are organized in a unit guide format with unit numbers listed in ascending order.

Note that the manufactures are arranged in alphabetical order within each section of this catalog. Each Farm/Industrial section is indicated by a center head at the top of each page.

Relevant footnotes appear at the bottom of each page.

We have tried to design this book to assist you in every possible way. You have the best application coverage available for our current Ignition, Electrical Systems Product Line.

We have included tear out pages in the back of this catalog for comments, suggestions, or corrections.

TABLE DES MATIÈRES

	Page		Page
Mode d'utilisation du catalogue	A2-A3	Guide des bobines	A14
Index des applications	A7-A10	Caractéristiques et avantages des pièces	A15-A22
Index selon le modèle et l'année de production	A11-A12	Index des pièces par catalogue	A23-A28
Tableau de conversion des plots de contact	A12	Guide des applications	1-666
Tableau de conversion des bobines	A13	Camions lourds et autobus	1-227
Abréviations	A13	Tracteurs et matériel agricole	228-401
Alternateurs de la série « Loadhandler »	A13	Moteurs et véhicules industriels	402-591
		Guide des pièces - Pièces de composants divers pour alternateurs et démarreurs	592-666

UTILITÉ DU CATALOGUE:

Ce catalogue de pièces électriques et d'allumage énumère les applications concernant les camions lourds et autobus, les tracteurs et le matériel agricole, les véhicules industriels et chariots élévateurs à fourche, et les années de productions allant jusqu'à 1998 inclusivement y figurent.

Vous trouverez dans le guide d'achat des renseignements complémentaires sur toutes les pièces, de même que sur les pièces universelles qui ne sont pas énumérées d'après leur application.

MODE D'UTILISATION DU CATALOGUE:

Ce catalogue est divisé en plusieurs sections:

Les **index**. Exemple: l'index des applications pour les camions lourds ainsi que le matériel agricole et industriel.

Les **tableaux**. Exemple: le tableau des tracteurs classés par modèle, les tableaux de conversion des plots de contact et des bobines, les abréviations, les composantes d'allumage, les caractéristiques et avantages des pièces, et, le tableau des pièces classées par catalogue.

Les **guides des applications** (qui composent une grande partie du catalogue) sont classés en trois sections: camions lourds et autobus, tracteurs et matériel agricole, et véhicules industriels. Déterminer la section et le modèle et consulter l'index.

Voir la table des matières pour savoir où se trouve chacune des sections.

Pour connaître la page où se trouve une pièce:

Une fois la pièce déterminée, consulter l'index des applications pour repérer les pages sur lesquelles figure cette marque. Les camions lourds sont classés dans l'ordre décroissant des années de production. Le matériel agricole est classé par type et par modèle, en ordre chronologique selon les années de production. Pour les véhicules industriels, le classement adopte la forme d'un guide, où les pièces figurent en ordre croissant selon leurs numéros.

Les manufacturiers figurent dans toutes les sections du catalogue et ils sont classés en ordre alphabétique. Toutes les sections « agricoles et industrielles » sont indiquées d'un onglet central au haut de chaque page.

Des notes au bas de chaque page fournissent des indications complémentaires.

Nous avons tenté de concevoir ce document de façon à vous aider le mieux possible, et vous procurer la meilleure couverture qui soit pour notre gamme de produits concernant les systèmes d'alimentation électrique et d'allumage.

Nous avons également incorporé des feuilles détachables à la fin du catalogue afin que vous puissiez donner vos commentaires et suggestions et nous indiquer certaines corrections.

TABLA DE CONTENIDOS

	Página		Página
Como utilizar este Catálogo	A4-A5	Guía de Bobinas.....	A14
Indice de Aplicación.....	A7-A10	Características y Beneficios de los Productos.....	A15-A22
Modelos de Tractor a Carta de Año.....	A11-A12	Indice Producto a Catálogo.....	A23-A28
Tabla de Conversión de Ensamblaje de Contacto	A12	Guía de Aplicación.....	1-666
Tabla de Conversión de Bobina Epóxica.....	A13	Camiones Pesados y Buses.....	1-227
Abreviaciones.....	A13	Tractores Agrícolas e Implementos... ..	228-401
Alternadores en Serie Lodhandler.....	A13	Máquinas Industriales y Equipos... ..	402-591
		Guía de Repuestos Unitarios - Repuestos de Componentes Misceláneos para Alternadores y Partidores.....	592-666

PROPOSITO:

Este catálogo entrega una lista de Aplicación de Repuestos de Sistemas Eléctricos y de Encendido para Camiones Pesados y Buses, Tractores Agrícolas e Implementos, Maquinaria Industrial y Equipos incluyendo Grúas de Horquilla. Es válido para el año 1998.

Información adicional de productos para todos los repuestos puede encontrarse en nuestra Guía de Compradores, junto con información para repuestos universales que no han sido listados en la aplicación

COMO UTILIZAR:

Este catálogo está dividido en diversos grupos:

Indices como: Indice de Aplicación para Camiones, Agro e Industria

Cartas como: Carta de Modelo de Tractores, Carta de Conversiones de Ensamblajes de Contacto, Carta de Conversión de Bobinas Epóxicas, Cartas de Abreviaciones, Básicos de Encendido, Características y Beneficios de los Productos, y Producto a Catálogo.

Guías de Aplicación(esto toma la mayor parte del libro), están divididas en tres secciones: Camiones Pesados y Buses, Tractores Agrícolas e Implementos, y Equipo Industrial. Encuentre la sección deseada y el fabricante en el índice.

Controle el Contenido para la ubicación actual.**Para Buscar un Repuesto:**

Ubique su aplicación en la categoría de repuesto apropiada. Los listados de Camiones están organizados por modelo de año en orden descendente. Listados del agro están divididos por tipo de equipo y están organizados por modelos en orden ascendente. Los listados industriales están organizados en un formato de guía unitaria con números de unidades listadas en orden ascendente.

Tome nota que los fabricantes están ordenados alfabéticamente en cada sección del catálogo. Cada sección Agro/Industrial está indicada por una encabezamiento central en la parte superior de cada página.

Notas relevantes de pie de página aparecen en la parte inferior de cada página.

Hemos intentado diseñar este libro de manera de asistirlo de la mejor manera posible. Usted dispone de la mejor cobertura de aplicación disponible para el caso de nuestra Línea de Productos de Sistemas Eléctricos y de Encendido.

Hemos incluido hojas que se pueden arrancar en la parte final del catálogo para comentarios, sugerencias, o correcciones.

**INDEX
INDEX
INDICE**

**HEAVY DUTY TRUCKS & BUSES
CAMIONS LOURDS ET AUTOBUS
CAMIONES PESADOS Y BUSES**

A.C.F. Brill Coach	1	FWD	104-106
Ahrens-Fox	1-2	General American Aerocoach Co.	106-107
American LaFrance and Foamite	2-4	GMC	107-131
Autocar	4-9	GMC Coach	132-134
Available	10-11	Hendrickson Mfg. Co.	134-135
Beaver Metropolitan Coach	11-12	International (Navistar)	136-173
Brockway	12-15	Jay Madsen Equipment Co.	173-174
Canadian Car and Foundry Ltd.	15-16	Kenworth	174-184
Chevrolet	16-41	Mack	184-195
Chevrolet (Canada)	41-44	Marmon-Harrington	196-197
Cline Truck	44-45	Montpelier	197-198
Corbitt	45-46	Motor Coach Industries	198-199
Dart (KW)	46-48	Oshkosh	200-201
Diamond T	49-52	Peterbilt	202-207
Divco	53-56	Reo	207-212
Dodge & Fargo	56-64	Southern Coach	212
Duplex	65	Sterling	213
Euclid	65-68	Twin Coach (See Flexible Bus)	72-74
Federal	68-70	Volvo White	214-216
Fitzjohn Coach Co. (Bus)	71	Walter	216-218
Flexible Bus	72-74	Western Star	218-220
Ford	75-98	White	220-227
Freightliner	99-104		

**FARM TRACTORS AND IMPLEMENTS
TRACTEURS ET MATÉRIEL AGRICOLES
TRACTORES AGRÍCOLAS E IMPLEMENTOS**

FARM TRACTORS & IMPLEMENTS	228-401	COMBINES — Cont'd	
TRACTORS	228-303	Farmall (See International Harvester)	317-320
Allis-Chalmers	228-232	Ford	314-316
American	232	Gleaner-Baldwin (See Allis-Chalmers)	304-306
Avery (See Minneapolis-Moline)	286-291	Harvesters Implements	316-317
Boiens	232-233	International Harvester	317-320
David Bradley	233	Iseki	321
David Brown	233	Massey Ferguson	321-324
J.I. Case	234-242	McCormick-Deering (See International Harvester)	317-320
Caterpillar	242	Minneapolis-Moline	325-326
Cleveland	243	Oliver	326-327
Cockshutt — Canada & Co-Op	243-245	Sperry New Holland	327-328
Colt	245	Yanmar	328
Co-Op (See Cockshutt)	243-245	COTTON PICKERS	328-332
John Deere	246-254	Allis-Chalmers	328-329
Farmall (See International Harvester)	260-274	John Deere	329-330
Ferguson (See Massey Ferguson)	277-285	Farmall (See International Harvester)	331-332
Ford	255-259	Ford	330
Fordson (See Ford)	255-259	International Harvester	331-332
George	259	McCormick-Deering (See International Harvester)	331-332
Intercontinental	260	FORAGE HARVESTERS	332-338
International Harvester	260-274	Allis-Chalmers	332-333
Iseki	274	John Deere	333-334
Jacobsen	275	Fox River	334
Leyland Nuffield	275-276	Gehl Brothers	335
Love	276	Lundell	335-336
Massey Ferguson	277-285	Massey Ferguson	336-337
Massey Harris (See Massey Ferguson)	277-285	New Holland	337-338
McCormick-Deering (See International Harvester)	260-274	Sperry New Holland	338
Minneapolis-Moline (Includes Avery)	286-291	HAY BALERS	339-348
New Holland-Sperry Rand Corp.	292	Allis-Chalmers	339
Oliver	292-297	J.I. Case	339-341
Roper	297	Cockshutt	341
Simplicity	297-298	John Deere	341-342
Steiger	298-299	Farmall (See International Harvester)	344-346
Touyousha	300	Ford	343
White	300-303	J.A. Freeman & Son	343-344
Yanmar	303	Harrington	344
COMBINES	304-328	International Harvester	344-346
Allis-Chalmers	304-306	Long	346
J.I. Case	307-309	Massey Ferguson	346
Cockshutt (Canada) & Co-Op	309-310	McCormick-Deering (See International Harvester)	344-346
Co-Op (See Cockshutt)	309-310	Minneapolis-Moline	347
John Deere	311-314	New Holland	347
Deutz-Allis	314		

INDEX — Cont'd
INDEX — Suite
INDICE — Continuación

FARM TRACTORS AND IMPLEMENTS — Cont'd
TRACTEURS ET MATÉRIEL AGRICOLES — Suite
TRACTORES AGRÍCOLAS E IMPLEMENTOS — Continuación

HAY BALERS — Cont'd		SPRAYERS — Cont'd	
Oliver	347	Hardie	368-369
Sperry New Holland	347-348	O.W. Kromer	370-371
POWER UNITS	348-358	F.E. Myers	371-373
Allis-Chalmers	348-349	New Ideal	373-374
Avco-New Idea	349-350	Oliver	374-375
John Bean	350	Poland	375-376
John Blue	350	Thuron	376
The Broyhill Company	350-351	WINDROWERS	377-388
J.I. Case	351	J.I. Case	377-378
Century Engineering	351-352	Cockshutt	379
John Deere	352-353	John Deere	379-380
Farmall (See International Harvester)	356	Ford	380
Finco	353-354	Hesston	381
Hagie	354-355	International Harvester	382-383
Hahn	355	Killberry	383
International Harvester	356	Massey Ferguson	383-384
W.F. Larsen	356-357	Minneapolis-Moline	384-385
Lundell	357	New Holland	385
McCormick-Deering (See International Harvester)	356	Oliver	386
Minneapolis-Moline	357	Owatonna	387-388
Poland	358	MAGNETOS	389-396
White	358	Bosch	389
SPRAYERS	359-376	Fairbanks-Morse	389-393
Allis-Chalmers	359	International	393
John Bean	359-363	Wico	393-396
John Blue	363	ENGINES	396-401
John Deere	364	Continental	396-397
Finco	364-365	Kaiser Jeep (Willys)	397-398
Friend	365	Kohler	398
Hagie	365-366	Wisconsin	398-401
Hahn	366-368		

INDUSTRIAL MANUFACTURERS
FABRICANTS INDUSTRIELS
FABRICANTES INDUSTRIALES

MAJOR MANUFACTURERS	402-583	MAJOR MANUFACTURERS — Cont'd	
MISCELLANEOUS MANUFACTURERS	584-591	Earth Master	467-468
MAJOR MANUFACTURERS		Earth Moving Equipment — GMC	468-469
J.D. Adams	402-403	Eaton Corp.	469-471
Advance Mfg.	403-404	Elgin Sweeper	472-473
Allis-Chalmers	404-411	Euclid	473-475
Austin Western	411-413	Evans	475
Automatic Transportation (See Eaton Corp.)	469-471	Fageol Products	475
Baker Industrial Truck	414	Fairbanks-Morse	476
Bay City	415	Fairmont Railway Motors	476-477
Buda	415-416	Fate-Root-Heath (Silver King)	478
Buffalo Springfield Roller	416-417	Fiat-Allis	478-480
J.I. Case	418-423	Ford	480-484
Case Construction Co.	423-424	Freeman	484
Caterpillar	424-428	Frick Co.	484
Centaur	429	Friend Mfg. Corp.	484
Century Engineering	429	Frigiking	484
Chain Belt	429-430	Fuji Rex	485
Chicago Pneumatic	430-431	Galion Iron Works	485-488
Chrysler	432-436	Gambles Farmcrest	488-489
Clark	437-444	Garden All	489
Climax	445-446	Gardner-Denver Co.	489
Construction Equipment Div. — Westinghouse Air Brake	446-447	Gerlinger Carrier	490
Continental	448-452	Gibson Mfg. Co.	491
Cook Brothers Equipment	452-453	Grove Mfg.	491-492
Crane Carrier	453-454	Hagie	492
Crosley	454-455	Hanson (See Buda)	415-416
Cummins Diesel Engine	455-457	Harnischfeger (P&H)	492-494
Cushman	457	Harris	494
Custom	458	Henry Corp. (See Allis-Chalmers)	404-411
Datsun	458	Hercules	495-498
John Deere	459-463	Hesston Mfg. Co.	498
Detroit Diesel	464	Hobart	499
Dresser Construction	465	Frank G. Hough (See International Harvester)	510-519
Drott Mfg.	465-466	Huber-Warco	499-500
Duplex	466-467	Hy-Dynamic	501-502

INDEX — Cont'd
INDEX — Suite
INDICE — Continuación

INDUSTRIAL MANUFACTURERS — Cont'd
FABRICANTS INDUSTRIELS — Suite
FABRICANTES INDUSTRIALES — Continuación

MAJOR MANUFACTURERS — Cont'd

Hyster	502-508
Ingersoll-Rand	508-510
International Harvester	510-519
Isuzu	519-520
Jaeger	520-521
Jeep Corp.	521-522
Jensen	522
Jumbo	522-523
King & Hamilton	523
King Wise	523
Kohler	523-524
Komatsu	524-525
Leader (See Hercules)	495-498
LeRoi	525-526
R.G. LeTourneau	526-527
Lilliston	527
Lincoln Electric	527-529
Lister Diesel Engine	529-530
Lycoming-Spencer Engines	530
Massey-Ferguson	531-533
McCormick-Deering (See International Harvester)	510-519
McGraw-Edison	533-534
Meiroe	534
Mercury Mfg.	535
Michigan	535-536
Minneapolis Moline	536-539
Mitsubishi	539-540
Mobilift (See Minneapolis Moline)	536-539
Motec (See Minneapolis Moline)	536-539
Murphy Diesel	540-541
New Idea	541-542
Nissan	542
Oliver	542-544
D.W. Onan	544-546

MAJOR MANUFACTURERS — Cont'd

Page	546
Perkins Engine	546-547
Pettibone-Mercury	547-548
Ready Power	548
Regal and Rockol	549
Ross Carrier	549-550
Schild-Bantam Co.	550-551
Schramm	551-552
L.H. Schultz	552
Seaman and Wall	552
Shaw Mfg. Co.	553
Steiger Tractor	553
TCM	554
Teledyne	554-555
Terex Div. — GMC	555-556
Terratrac	556
Thermo-King	557
Thew Shovel	558-561
Towmotor	561-564
Toyota	564-565
Universal	565-566
U.S. Motors	566-567
Versatile Mfg.	567-568
Volkswagen	568-569
Wabco	569-570
Waukesha	570-575
White (Industrial Div.)	575-577
Whiting Corp.	578-579
Wisconsin Engine	579-582
Worthington	582-583
Yale & Towne (See Eaton Corp.)	469-471
Yanmar	583
Young (See Hercules)	495-498

MISCELLANEOUS MANUFACTURERS
FABRICANTS DIVERS
FABRICANTES MISCELANEOS

MANUFACTURER	Parts For Alt.	Parts For Gen.	Parts For Starters	MANUFACTURER — Cont'd	Parts For Alt.	Parts For Gen.	Parts For Starters
A.G. Chemical Equipment	584	—	—	Chemetron (Arc)	584	—	—
Air Gator	584	—	—	Clinton Engine	—	—	588
Ajax Iron Works	—	—	588	Cochran & Western	584	—	—
Allith	—	—	588	Consolidated Diesel	—	—	588
All Terrain Vehicle	—	—	588	Cooper Penjax	—	—	588
American Jenbach	584	—	—	Crown Controls	—	—	588
American Lincoln	584	586	—	W.S. Darley	—	—	588
American Mfg.	—	586	588	Davey Compressor	—	586	588
American Pulley	—	—	588	Davis Mfg. Co.	584	—	—
Armiger Brass & Bronze	—	—	588	Dekalb Commercial Body	584	—	—
Arc Rental Service	584	—	—	Diesel International	584	—	—
Arc Renter Welders Ltd.	584	—	—	DMT Corp.	584	—	588
Atlas-Copco	—	—	588	Donnell Hydraulics	—	—	588
Automatic Equipment	—	—	588	Douglas Motors	—	—	588
Available	—	586	588	Dresser Industries	584	—	—
Avco	584	—	—	Dyna Truck	584	—	588
Barber Green	584	—	—	Eagle Machine Ltd.	—	—	588
J.S. Barnes	—	—	588	Eastern Industries	—	—	588
Big Joe	—	—	588	Eimco Corp.	584	—	—
Bigram Gear & Machine Works	—	—	588	Electromotive Products of America Inc.	584	—	—
Boettcher	—	—	588	Energy Mfg.	—	—	588
Bolstad Sales & Service Corp.	584	—	—	Equipment Mfg.	—	—	588
Briggs & Stratton	—	—	588	Eversman	584	—	—
Bucyrus Erie	—	586	588	Evinrude Snow Vehicle	—	—	589
Burro Crane	—	—	588	Farmaster	—	—	589
Byers Machine	—	586	588	Fenner Stone	—	—	589
Cam Industries	—	—	588	Fermont Mfg.	584	—	589
Camel Mfg.	—	—	588	Fisher Engineering	—	—	589
Champ Corp.	584	—	—	F.M.C.	584	—	—
Charles Machine Ditch Witch	584	—	—	Franklin Equipment Co.	584	—	—

INDEX — Cont'd
INDEX — Suite
INDICE — Continuación

MISCELLANEOUS MANUFACTURERS — Cont'd
FABRICANTS DIVERS — Suite
FABRICANTES MISCELANEOS — Continuación

MANUFACTURER — Cont'd	Parts For Alt.	Parts For Gen.	Parts For Starters	MANUFACTURER — Cont'd	Parts For Alt.	Parts For Gen.	Parts For Starters
Freightliner Corp.	584	—	—	Peter Pirsch	—	—	590
F.W.D. Corp.	584	—	—	Pettibone Corp.	585	—	—
G.M.I. Corp.	584	—	—	Power Winch	—	—	590
General Supply	585	—	—	P&H Diesel	—	587	—
Goods Roads Machinery	—	586	—	Pratt & Whitney	—	587	—
Green Machinery	—	586	—	Prime Mover	—	587	590
Hadley	—	—	589	Raymond	—	—	590
Hahn Hydraulics	—	—	589	Redevco	—	587	—
Hale Fire Pump	—	—	589	Remco Inc.	585	—	—
Hallett Engine	—	587	589	W.A. Riddell	—	587	590
Hardy Harvester	585	—	—	Rome Grader (Pettibone New York)	—	587	590
Harlan	—	587	—	Santa Anita	—	—	590
Harrington Mfg. Co.	—	587	—	Savage Co.	—	—	590
Hatz Diesel Engine	—	—	589	T.A. Savery	—	—	590
Hawker-Siddeley	—	—	589	R.H. Sheppard Engine	585	587	590
Hayes Truck Co.	585	—	—	Skidmore Co.	—	—	590
Hesston Corp.	585	—	—	Smith-Roles	—	—	590
Holman & Moody	585	—	—	Sno-Jet	—	—	590
Hunter Mfg.	—	—	589	Speed King	—	—	590
H.W.H. Corp.	—	—	589	Speicher Brothers, Inc.	585	—	—
Ideal Windlass	—	—	589	Spencer Hydraulics	—	—	590
Industrial Irrigation	585	—	—	Sprague	—	—	590
Insley Mfg.	—	587	589	Standard Mfg.	585	—	—
Iowa Mfg.	585	—	—	Starrett Mfg.	585	—	—
Iowa Mold	—	—	589	Statler Mfg.	—	—	590
Janke	—	587	—	Stone Industries	—	—	590
Jay Madsen Equipment Co.	—	587	—	Sunset Fuel	—	—	590
Johnson	—	—	589	Taylor Machine	586	—	—
Joy Mfg.	—	—	589	Temco	586	—	—
Kalamazoo	585	587	589	Tempking	586	—	—
Katrak	585	—	—	Thermo Electron Corp.	586	—	—
KHD (Deutz Diesel)	585	—	589	Timberjack Machines	586	—	—
Killberry Industrial	585	—	—	Topeka Highway Mower	—	587	590
Klein Products	585	—	—	Toro	586	—	590
Koehring	585	—	—	Tractomotive	—	587	590
Layton Mfg.	585	—	—	Transicold	586	—	590
Lee Engineering	—	—	589	Trane	586	—	—
Lewis-Sheppard	—	—	589	Tubular Aircraft Products	—	—	590
Liebherr	585	—	—	Unit Crane & Shovel	586	—	—
Lift Trucks	—	—	589	United Boiler Heating & Foundry	—	587	—
Long Mfg.	585	—	—	Universal Insulating Machine	586	—	—
MTE Hydraulics	—	—	589	Universal Mfg.	586	—	—
Marine Power Corp.	585	—	—	Universal Rand	—	—	590
Mars Industries	—	587	—	Vermer Mfg.	586	—	—
Maxson Industries	—	—	589	Voivo-Penta	—	—	590
Mechanical Tool & Engineering	—	—	589	Wagner Mining Equipment	586	—	—
Mercedes-Benz Unimog	585	—	—	Warner & Swasey	586	—	—
Meyer Products	—	—	589	Waterous	—	—	590
Miller Electric	585	—	—	Wayne Manufacturing	586	—	—
Monarch Road Machinery	—	—	589	Webster Electric	—	—	590
Moto-Truck	—	—	589	J.H. Westerbeke Corp.	586	—	—
Napco	585	—	—	Western Products	—	—	590
Norco	—	—	589	West Coast Machine	586	—	591
Nordberg Engine	—	587	589	Whittaker Corp.	586	—	—
North American Mfg.	585	—	—	Wilshire Power Sweeper	—	587	—
Northwestern Motor Co.	585	—	—	Wincharger	—	587	—
OMC Corp.	585	—	—	Winpower	—	587	—
Oshkosh Motors	585	—	—	Wisconsin Hydraulics	—	—	591
Oswald Machines & Equipment	—	—	589	Witte Engine	586	587	591
Otis Material Handling	—	—	589	Yarger Hydraulics	—	—	591
Parker-Hannifin	—	—	589-590	York Mfg.	—	587	591
Parsons (Koehring)	585	—	—				

FARM TRACTOR MODEL GUIDE BY YEAR OF MANUFACTURER
GUIDE DES TRACTEURS AGRICOLES SELON LE MODÈLE ET L'ANNÉE DE
PRODUCTION
GUIA DE MODELOS DE TRACTORES AGRICOLAS DE ACUERDO A AÑO DE
FABRICACIÓN

Model	Produced	Model	Produced	Model	Produced	Model	Produced
ALLIS-CHALMERS		J.I. CASE — Cont'd		JOHN DEERE — Cont'd		INTERNATIONAL HARVESTER — Cont'd	
A	39-41	600	57-58	2630	74	650	56-58
B	49-57	600B	57-58	3010	60-62	656, D	71-72
C	40-50	611B	57-59	3020	63-72	660	59-63
CA	50-57	630	60—	4010	60-62	666, D	72—
D-10	59—	640	61-73	4020	63-72	674, D, RC, RCD	73—
D-12	59	641	61-66	4030	73—	706	63
D-14	57-60	700	57-59	4230	73—	766	71—
D-15	60—	730	60-71	4320	71-72	806	63—
D-17	58	734	60-71	4430	73—	966D	73—
D-19	61-63	740	63-66	4620	71-72	1066, D	72—
D-21	64—	770	70-72	4630	73—	1456	75—
1-400	65—	800	57-59	5010	62-71	1466	73—
1-600	65—	830	60-71	5020	65-72	1568D	73—
RC	39-41	840	63-66	6030	72—	2400A, B, A-D	73—
U	38-50	870	70-73	7020	73—	2404	61—
UC	38-41	900	57—	7520	72-73	2424	64—
UC Cane	49-53	930	60-71	FORD			
UE	49—	940	63-66	2N	42-47	2500, A, A-D, B-3	73—
UM	49—	970	70—	8N	47-52	2504	61—
WC	38-50	1070	70—	9N	39-42	2806	63—
WD	48-53	1175	70—	NAA	52-54	3400A, DA	71-72
WD45	54-57	1200	64—	INTERNATIONAL HARVESTER			
WF	38-51	1270	70—	Cub Cadet	61—	3414	62—
170	70—	1370	71—	Cub	47—	3500A, A-D	73—
175	70—	1470	71-73	Cub LoBoy	55—	4166D	73—
180	70—	2470	71—	A	39-47	4366D	73—
185	70—	JOHN DEERE				4500A, A-D, B, BD	73—
190	64—	A	38-52	Super A	47-54	Hydro 100D	73—
190XT	64—	AO	37-52	B	39-47	MASSEY-FERGUSON	
200	74—	AR	37-52	C	48-51	F40	56-57
220	70—	B	38-52	Super C	51-54	MF25	61-64
7030	70—	D	38-52	F-12	33-38	MF35	60-64
7050	70—	G	38-53	F-14	38-39	MF50	55-64
DAVID BROWN		H	39-46	F-20	32-39	MF65	57-64
770 Selectamatic	65—	M	47-52	F-30	31-39	MF85	60-61
850 Implematic	60—	MC	49-52	H	39-53	MF88	59-61
880 Implematic	60—	MT	49-52	Super H	53-54	MF Super 90	61—
880 Selectamatic	65—	R	49-53	HV	39-54	MF Super 90WR	61—
900	56-58	WA-14	71	M	39-52	MF130	65—
950	58-59	WA-17	71	Super M	52-54	MF135	65—
950 Implematic	59-62	40	52-55	Super MTA	52-54	MF150	65—
990 Implematic	61—	50	52-56	Super W-4	53-54	MF165	65—
990 Selectamatic	65—	60	52-56	Super W-6	52-54	MF175	65—
J.I. CASE		70	53-56	Super W-6-TA	54—	MF180	65—
D	53	80	55-56	Super WD-9	53-56	MF202	58—
S	53-54	320	56-59	WR9S	53-56	MF203	61—
LA	53	330	58-60	100	54-56	MF204	59—
VA	54-55	420	55-59	130	56-58	MF205	61—
200B	57-58	430	58-60	140	58-74	MF235	74—
211B	57-59	435	59-60	200	54	MF255	74—
300	56	440	58-60	230	56-58	MF265	74—
300B	57-58	520	56-58	240	58-62	MF275	74—
311B	57-59	530	58-60	300	54-56	MF285	73—
400	55-58	620	56-58	330	57-58	MF302	62—
400B	57-58	630	58-59	340	58-63	MF304	62—
411B	57-59	720	56-58	350	56-58	MF1085	73—
430	60-71	730	58-60	400	54-56	MF1100	65-72
440	61-73	820	56-73	404	61—	MF1105	71-73
441	61-66	830	58-60	424	64—	MF1130	65—
470	70-73	840	59-60	450	56-58	MF1135	71—
480B	70—	1010	60-75	454, D	71-72	MF1155	71—
500	53-58	1020	65-73	460	58-63	MF1500	71-73
500B	57-58	1520	68—	464	73—	MF1505	74—
511B	57-59	2010	60-75	504	61—	MF1800	71-73
530	60-71	2020	65—	560	58-63	MF1805	74—
540	61-73	2030	73—	574	71—	MF2135	65—
541	61-66	2510	66-68	600	56		
570	70-73	2520	71—	606	61—		

FARM TRACTOR MODEL GUIDE BY YEAR OF MANUFACTURER — Cont'd.
GUIDE DES TRACTEURS AGRICOLES SELON LE MODÈLE ET L'ANNÉE DE
PRODUCTION — Suite
GUIA DE MODELOS DE TRACTORES AGRICOLAS DE ACUERDO A AÑO DE
FABRICACIÓN — Continuación

Model	Produced	Model	Produced	Model	Produced	Model	Produced
MASSEY-FERGUSON — Cont'd		MINNEAPOLIS-MOLINE —		MINNEAPOLIS-MOLINE —		OLIVER — Cont'd	
MF3165.....	65—	G-704.....	62—	UTS.....	48-57	66.....	49-55
MH50.....	55-64	G-705.....	62—	UTSD.....	56-57	Super 66.....	54-58
Pacer 16.....	54-55	G-706.....	62—	UTU.....	48-55	70.....	37-48
Pony.....	47-54	G-707.....	65—	U-302.....	64—	77.....	48-55
TE20.....	48-49	G-708.....	65—	V.....	46-52	Super 77.....	54-58
TO20.....	48-51	G-955.....	72—	ZAE.....	49-53	80.....	37-48
TO30.....	51-54	G-1000.....	65—	ZAN.....	49-53	88.....	47-55
TO35.....	54-59	G-1055.....	72—	ZAS.....	49-53	Super 88.....	54-58
20.....	46-48	G-1355.....	62—	ZAU.....	49-52	90.....	49-52
21 Colt.....	52-53	Jet Star.....	59-62	ZBE.....	53-55	99.....	53-57
22.....	48-53	Jet Star 2.....	63—	ZBN.....	54-55	Super 99.....	54-58
23 Mustang.....	52-55	Jet Star 3.....	64—	ZBU.....	53-55	440.....	60-62
30.....	46-53	M5.....	60-66	ZM.....	53-54	550.....	58—
33.....	52-55	M504.....	62—	ZTN.....	40-48	660.....	58-64
44.....	46-55	M602.....	63-64	ZTS.....	40-47	770.....	58—
55.....	46-55	M604.....	63-64	ZTU.....	40-48	880.....	58-63
81.....	41-48	M670.....	65—	4 Star.....	60—	900.....	50-51
82.....	41-46	RT.....	40-47	5 Star.....	57-59	950.....	58-61
101.....	38-46	RTE.....	48-53	335.....	56-59	990.....	58-61
102.....	39-46	RTN.....	48-51	445.....	56-59	995.....	58-61
203.....	40-47	RTS.....	49-53	455.....	56-59	1550.....	65
333.....	56-57	RTU.....	48-54	OLIVER		1555.....	70—
444.....	56-57	Y.....	40-48	OC-3.....	51-57	1600.....	62-64
555.....	55-57	UB.....	55	OC-4.....	56-58	1650.....	64—
MINNEAPOLIS-MOLINE		UBD.....	55-57	OC-4-3D.....	58-59	1655.....	70—
BF.....	50-52	UBE.....	53-55	OC-4-3G.....	58-59	1755, D, G.....	70—
BFD.....	53	UBED.....	54-55	OC-6.....	53-59	1800.....	60-64
BFH.....	53	UBN.....	53-55	OC-9.....	59	1850.....	64—
BFS.....	53	UBND.....	54	OC-12.....	54-59	1855.....	70—
BFW.....	53	UBU.....	53-55	OC-15.....	56-59	1900.....	60-64
GB.....	55-59	UDU.....	52-53	OC-18.....	52-59	1950.....	64—
GBD.....	55-59	UTC.....	48-55	OC-96.....	59	1955.....	70—
GT.....	40-41	UTE.....	51-54	Super 44.....	57-58	1955T.....	70-71
GTA.....	42-47	UTN.....	50-52	Super 55.....	54-58	2255.....	72—
GTB.....	47-54			60.....	40-48	2655.....	72—
GTC.....	51-54						
GV-1.....	59-60						

CONTACT ASSEMBLY CONVERSION TABLE
TABLEAU DE CONVERSION DES PLOTS DE CONTACT
TABLA DE CONVERSIÓN DE ENSAMBLAJE DE CONTACTO

Heavy Duty Assembly	Heavy Duty Pierced Assembly	Standard Assembly
---------------------	-----------------------------	-------------------

Heavy Duty Assembly	Heavy Duty Pierced Assembly	Standard Assembly
---------------------	-----------------------------	-------------------

FOR CHRYSLER DISTRIBUTOR SYSTEMS

A110M	A110V	N/A
-------	-------	-----

FOR FORD DISTRIBUTOR SYSTEMS

A97H	A97V	N/A
------	------	-----

FOR DELCO REMY DISTRIBUTOR SYSTEMS

AH40H	A40V	A40
N/A	A120V	A120
A109	A109V	A109P
A2120	N/A	N/A

FOR PRESTOLITE DISTRIBUTOR SYSTEMS

A95	A96	N/A
-----	-----	-----

**EPOXY COIL CONVERSION TABLE
TABLEAU DE CONVERSION DES BOBINES
TABLA DE CONVERSIÓN DE BOBINA EPÓXICA**

Oil Filled	Epoxy	Oil Filled	Epoxy
E5	E80	E30	E82
E60	E80	E502	E81
E1, E90	E80	E38	E82
E70	E82	E40	E81

**VOLTAGE REGULATORS FOR MOTOROLA LOADHANDLER SERIES ALTERNATORS
RÉGULATEURS DE VOLTAGE POUR ALTERNATEURS MOTOROLA DE LA SÉRIE
<<LOADHANDLER>>
REGULADORES DE VOLTAJE PARA SERIES DE ALTERNADORES DE CARGADORES
MOTOROLA**

NOTE: Motorola Loadhandler Series Alternators are used as OE Alternator replacements on heavy duty truck, bus and off-highway construction equipment applications.

Loadhandler Alternator Number	Volts	Amps	Ground	Voltage Regulator
8LHA 2022R, 8SA 2022R, 110-250	12	90	Negative	R744
8LHA 2024R, 8SA 2024R, 110-251	12	90	Positive	R746
8LHA 2023V, 8SA 2023V, 110-225	12	130	Neg. or Pos.	R745

**ABBREVIATIONS
ABRÉVIATIONS
ABREVIACIONES**

AC Air Conditioning	Frt. Front	N/R Not Required
A.I.R. Air Injection Reactor	Fwd. Cont. Forward Control	O.H.C. Overhead Camshaft
Alt. Alternator	Gen. Generator	Olds. Oldsmobile
Alum. Aluminum	Gov. Governor	Opt. Optional
Assy. Assembly	H.D. Heavy Duty	PCV Positive Crankcase Ventilation
A.T. Automatic Transmission	H.E.I. High Energy Ignition	P.G. Powerglide
Auto. Automatic	Herc. Hercules	Pkg. Package
Aux. Auxiliary	Hi-Perf. High Performance	Pos. Positive
Bbl. Barrel	Hi-Temp. High Temperature	Prod. Production
Cal. California	H.T. Hydramatic Transmission	Reg. Regulator
C.A.P. Cleaner Air Package	Hyd. Hydramatic	R.F.I. Radio Frequency Interference
Carb. Carburetor	Ign. Ignition	R.H. Right Hand
Cat. Caterpillar	I.H.C. International Harvester Company	R.H.D. Right Hand Drive
CC Cubic Centimeters	Incl. Including	R.P.M. Revolutions Per Minute
C.E. Commutator End	Kw Kilowatt	Ser. Serial or Series
C.O.E. Cab Over Engine	L.D. Light Duty	Spd. Speed
Cont'd Continued	L.H. Left Hand	Spec. Special
Cont. Continental	L.P.G. Liquid Propane Gas	Std. Standard
Conv. Conventional	Mag. Magneto	Str. Starter
Cum. or Cum. Cummins	Mag. Pulse Magnetic Pulse	Tach. Tachometer
Cyl. Cylinder	Man. Manual	Temp. Temperature
DD Forward Control	M.D. Medium Duty	Thru Through
D.E. Drive End	M.H.C. Mobile Home Chassis	Trans. Transmission
Del. Delivery	M.T. Manual Transmission	U.S. United States
Dist. Distributor	Mtd. Mounted	VW Volkswagen
EEC Electronic Engine Control	Mtg. Mounting	w/ With
Eng.(s) Engine(s)	N/A Not Available	Wauk. Waukesha
Equip. Equipped	Neg. Negative	Wisc. Wisconsin
Exc. Except	No. Number	w/o Without

**COIL GUIDE
GUIDE DES BOBINES
GUÍA DE BOBINAS**

12 Volt Ignition Coil & External Resistor Chart

E70	Use RU2, RU6 or RU13 Wire
E30, E31, E500HP	Use RU4; Resistor on late models is in wiring harness
E503	Use original resistor
E38	Use RU12

The Following 12 volt coils do not require an external resistor.

E502 E40

**REFER TO THE BUYERS GUIDE FOR DETAILS AND ILLUSTRATIONS OF THE
FOLLOWING UNIVERSAL SWITCHES
REPORTEZ-VOUS AU GUIDE D'ACHAT POUR DES RENSEIGNEMENTS CONCERNANT
LES COMMULATEURS UNIVERSELS SUIVANTS ET LEURS ILLUSTRATIONS
REMÝTASE A LA GUÝA DE COMPRADORES EN CASO QUE PRECISE
DETALLES E ILUSTRACIONES DE LOS INTERRUPTORES UNIVERSALES SIGUIENTES**

	Prefix
Circuit Breakers	CB
Fuse Block	JB
Heater Control	S
Light Sockets	PT
Master Disconnect Switches	S
Push-Pull Switches	S
Rocker Switches	URS, S
Starter Push Buttons	S
Toggle Switches	S
Trailer Connectors	S

IGNITION BASICS

Why the engine “works”

Air and fuel enter the engine through the carburetor or fuel injection system. This mixture is compressed tightly inside of the cylinder.

After it is compressed, a SPARK is used to cause the fuel to burn. The burning fuel heats the air, and the air expands.

It is the expansion of heated air which gives us the power to turn the engine and make the car move.

It is the SPARK which causes the burning to take place. Everything connected with the IGNITION SYSTEM is designed to create this SPARK, and make it happen at the PROPER INSTANT within the engine’s cylinders.

How the ignition system “works”

The BATTERY is the source of basic voltage for the spark. A battery puts out about 13 volts.

The SPARK occurs at the spark plug, but requires thousands of volts to jump the spark gap at the plug.

What produces this increase in voltage from 13 to thousands??

The Ignition Coil.....



The IGNITION COIL is a part which “steps up” the voltage of the battery to the thousands required to fire the spark plug.

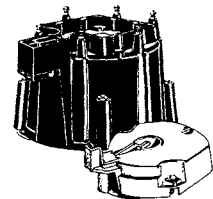
The COIL uses “electromagnetic induction” to step up the voltage. It works like this:

There are two coils of wire inside of the COIL. **One coil**, called the “primary coil,” has a few hundred turns of large diameter wire, and has battery voltage connected to it. This builds up a magnetic field around the coil.

A **second coil** of wire, called the “secondary coil,” has thousands of turns of small diameter wire. When we turn off the battery voltage to the primary coil, the magnetic field collapses and “induces” a high voltage current in the secondary coil.

It is the higher voltage, generated in the secondary coil which is sent to the spark plugs.

The Rotor and Cap.....



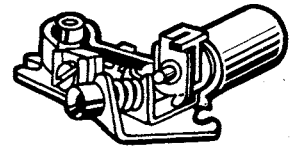
The high voltage travels down a heavily insulated coil cable to the DISTRIBUTOR CAP, and into the cap, through its center terminal.

Inside of the distributor, the electrical energy is passed to the center of the ROTOR. It goes from here, out the conductive strip on top of the rotor, where it can jump across to the DISTRIBUTOR CAP TERMINALS.

The rotor is mounted on the distributor shaft, which turns as the engine turns. Thus, the rotor tip passes by each terminal, in turn — “distributing” the electrical energy to the spark plug wire, and eventually to the spark plug.

IGNITION BASICS

The Ignition Points or Contact Set




The magnetic field in the coil primary is turned on and off, as required, by the IGNITION POINTS or CONTACT SET located on a plate in the distributor, underneath the DISTRIBUTOR CAP.

The POINTS are nothing more than an electrical switching device. They are opened by a CAM on the distributor shaft. When the cam bumps against the contact set rubbing block, the voltage flow to the coil is interrupted. The magnetic field collapses and high voltage is produced.


When the cam is not pushing on the contact set rubbing block, the points touch, and electrical current flows through the coil primary again, building up a magnetic field.

Mechanical and vacuum timing devices



TIMING DEVICES such as the "vacuum advance" and "mechanical advance" mechanisms, attached to the distributor shaft and/or mounting plate for the contact set, helps "tailor" the instant at which the spark occurs, depending upon engine speed and load conditions. (Different conditions require that the spark occur at different times.)

The ignition switch



An IGNITION SWITCH allows the driver of the car to begin, or interrupt, the flow of battery voltage to the point set.

These are, simply, the only parts which are unique to the ignition system on any conventional car:

BATTERY	IGNITION SWITCH	POINT SET	COIL
CAP	ROTOR	SPARK PLUG CABLES	

This system is called a "conventional" or "coil-and-breaker" ignition system. It was used on all cars up until electronic ignitions started to be used, in the 1970's.

How "electronic" systems differ from "conventional" systems.

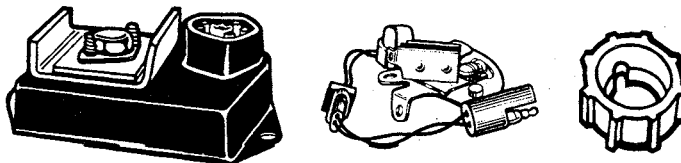
The component which used to wear out and cause problems with the conventional system, was the IGNITION POINTS.

The purpose of the electronic system was to replace the points with something more reliable and less prone to wear out.

What is "new" is that we have replaced the points with an ELECTRONIC CONTROL MODULE which works in conjunction with an electrical sensing device called a TRIGGER MECHANISM which is located where the points used to be in the distributor.

IGNITION BASICS

Electronic module and trigger mechanism.....



The TRIGGER MECHANISM uses a magnetic force field to generate a small "trigger voltage" — similar to the way in which the old distributor cam used to bump the contacts apart.

In this case, however, the trigger voltage signals the ELECTRONIC CONTROL MODULE to turn off the battery voltage to the coil. And, the MODULE turns the voltage back on again, to create a magnetic field, at the right instant, too.

Everything else is similar to the so-called "conventional" system. However, the use of the ELECTRONIC SYSTEM produces much higher spark plug voltages. In fact, it can **double** the voltages. Therefore, much higher quality high voltage cables, caps, and rotors are needed to work in this system.

How "computerized" systems differ from "conventional" and "electronic" systems

With a computerized system, a "black box" or "computer unit" performs the functions of the CONTACT SET, CONDENSER, and TIMING MECHANISM.

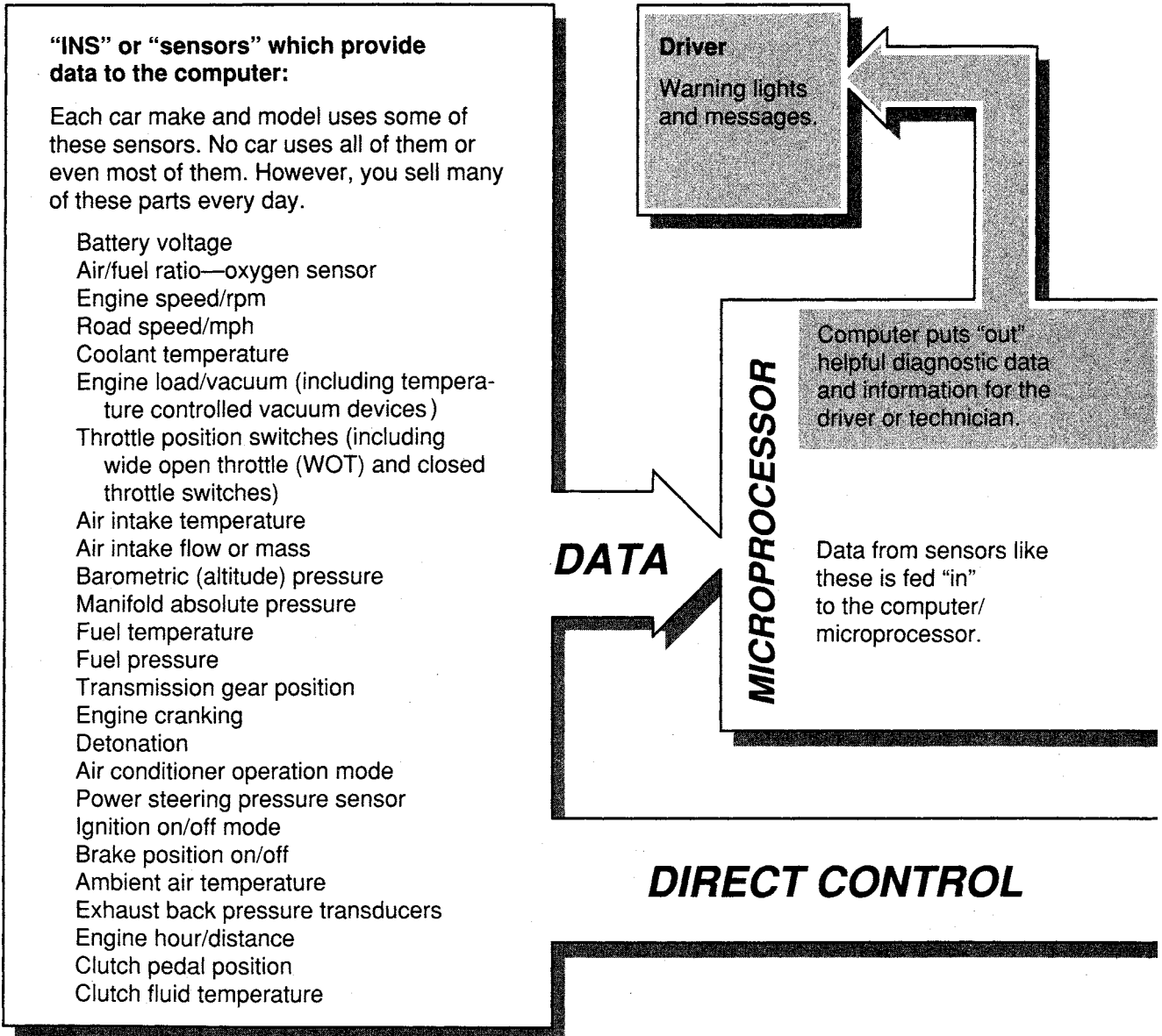
You still need a BATTERY, COIL, HIGH VOLTAGE CABLES, SPARK PLUGS, IGNITION SWITCH, and wires connecting the computer unit with its various sensors.

For more details on the input devices used for the computerized system, and details on the devices the computer controls — see page A18 of this catalog.

The "Ins and Outs" of the Computerized Engine Control System are Easy to Learn!

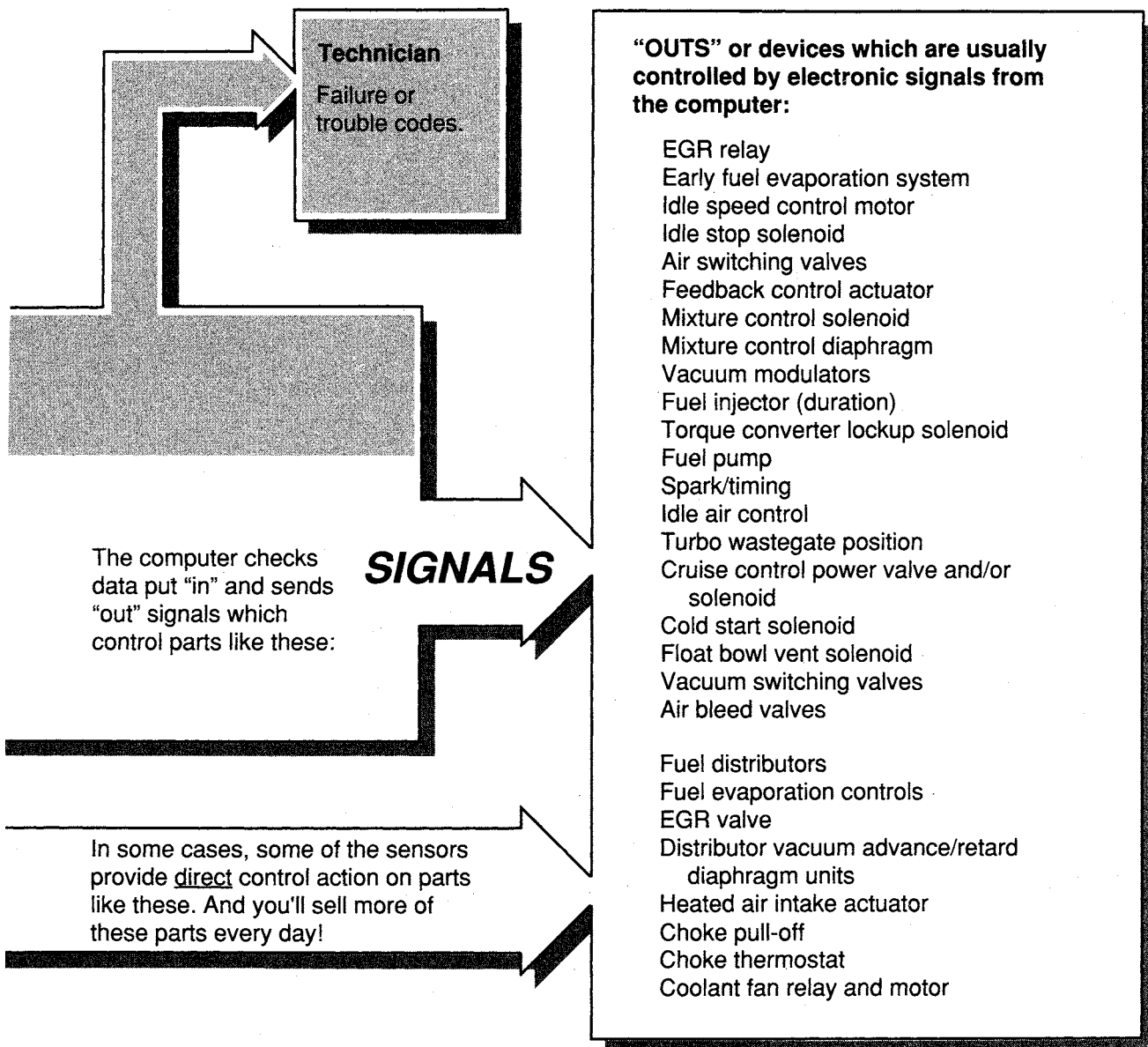
Don't believe it? Just check these "ins" and "outs!!"

Every engine needs to have controls for AIR INTAKE, FUEL DELIVERY and SPARK EVENT. The only reason for using a computer is for more precise control of these functions.



Tools Needed

To diagnose the sensors and controls on the engine, specialized diagnostic equipment is helpful, but not absolutely necessary. The "diagnostic tree", which lead the technician through the diagnostic process, can be performed with a digital volt/ohmmeter, dwell meter, hand-held vacuum pump with gauge, a test lamp, timing light and jumper wires. There are also other common, ordinary shop tools, used in 99% of most automotive service shops, which will be needed as well. However, hand tools will be all you need for working on the "INS and OUTS" of automotive computer systems.



Passive Parts

There are also many parts which are "passive" or thought of as "self-controlling." You've been selling parts like these to your regular customers—and the number is growing daily!

- | | | |
|--|--|-------------------|
| All types of filters | Distributor trigger wheels/reluctors, etc. | PCV valves |
| Emission control bleeds and other components | Ignition electronic control modules, etc. | Spark plugs |
| Caps and rotors | Air duct hose, vacuum lines, etc. | Ignition coils |
| | Catalytic converters | Ballast resistors |

PRODUCT FEATURES AND BENEFITS
CARACTÉRISTIQUES ET AVANTAGES DES PRODUITS
CARACTERÍSTICA Y BENEFICIO DE LOS PRODUCTOS

Product	Features	Advantages	Benefits
CONTACT SETS	Screw or stud type binding post.	Positive & secure connection.	Lessens chances of ignition failure.
	Radius formed tungsten.	Better tungsten alignment.	Faster break in time.
	Free floating stainless steel spring.	Better tungsten alignment.	Fast installation.
	Laminated phenolic rubbing block.	Harder, holds lubricant better.	Longer life.
	Phosphor bronze conductor strip.	Carries stronger signal.	Better performance.
CONDENSERS	Mylar insulation.	Prevents shorting of windings.	Longer life.
	Neoprene insulated lead wire.	Resists softening by grease and oil.	Longer life.
	Buna rubber seal.	Seals out contaminants.	Longer life.
CRANKSHAFT & CAMSHAFT SENSORS Variable Reluctance Type	Advanced thermoplastics.	More durable over temperature range.	Longer life.
	Designed using computer FEA.	Optimized design.	Better performance.
CRANKSHAFT & CAMSHAFT SENSORS Hall Effect Type	Advanced IC package design.	Excellent stability over varying temperature/voltage.	Longer life.
DISTRIBUTOR CAPS	Compression molded phenolic caps with high lustre finish.	Resists sticking of dirt that causes carbon tracking.	Longer life.
	Injection molded high dielectric strength caps.	Will not carbon track.	Longer life.
	Alkyd high performance compression molded caps.	Will not carbon track.	Longer life.
	Brass inserts.	Will not oxidize - better conductivity.	Longer life.
DISTRIBUTOR ROTORS	Stainless steel spring.	Will not rust - retains spring tension.	Longer life.
	Coated segment.	Prevents RFI.	Better performance.
	Solid brass segment.	Excellent conductor.	Better performance.
IGNITION COILS	Extra high towers.	Resists carbon tracking to terminals.	Longer life - better performance.
	High dielectric strength materials.	Resists burn through.	Longer life - better performance.
	Can type oil filled.	Better heat dissipation.	Longer life - better performance.
	Can type square Buna "N" Gasket.	Prevents leaking of oil.	Longer life - better performance.

PRODUCT FEATURES AND BENEFITS (Cont'd.)
CARACTÉRISTIQUES ET AVANTAGES DES PRODUITS (Suite)
CARACTERÍSTICA Y BENEFICIO DE LOS PRODUCTOS (Continuación)

Product	Features	Advantages	Benefits
RESISTORS	Heavy ceramic body.	Dissipates heat.	Longer life - better performance.
	Nichrome wire winding.	Durable under heated conditions.	Longer life - better performance.
MAGNETIC PICK-UP ASS'YS.	Copper windings - permanent magnet.	Strong signal emitted.	Better performance.
RELUCTORS, STATORS, & TRIGGER WHEELS	Precision machined.	Proper fit.	Better performance.
IGNITION MODULES	Echlin designs its own circuits.	Improved circuit protection.	Longer life under adverse conditions.
	Housing made of Hi-Temp. Valox.	Reduce moisture or vibration damage.	Greater reliability for a longer period.
	Film resistors trimmed by laser.	Extremely accurate electronic control.	Maintain peak efficiency for a longer period.
	Monolithic control chip.	Substantially reduces number of connections.	Fewer connections means increased product integrity.
	Ribbon wire used to connect from case to substrate.	Reduce damage caused by thermal stress.	Less stress means longer life expectancy.
VOLTAGE REGULATORS Discrete Electronic	Echlin manufactures its own printed circuit boards.	Able to maintain high levels of quality control.	Superior reliability of product.
	Automatic component insertion.	Uniformity of lead bending and crimping.	Reduces component damage - greater reliability.
	Mylar capacitors used.	Protection against voltage breakdown at extreme temperature.	Provides longer life expectancy.
	Heavy duty power transistors.	Dissipates heat easily.	Longer thermal life.
VOLTAGE REGULATORS Hybrid Electronic	Film resistors trimmed by laser.	Extremely accurate electronic control.	Maintain peak efficiency for a longer life.
	Housing made of Glaskyd.	Reduce moisture or vibration damage.	Greater reliability for a longer period.
	Ribbon wire used to connect from case to substrate.	Reduce damage caused by thermal stress.	Less stress means longer life expectancy.
	Monolithic control chip.	Substantially reduces number of connections.	Fewer connections means increased product integrity.

PRODUCT FEATURES AND BENEFITS (Cont'd.)
CARACTÉRISTIQUES ET AVANTAGES DES PRODUITS (Suite)
CARACTERÍSTICA Y BENEFICIO DE LOS PRODUCTOS (Continuación)

Product	Features	Advantages	Benefits
VOLTAGE REGULATORS Mechanical	Voltage adjustment screw.	Accurate "fine" adjusting.	Holds adjustment longer.
	Heavy gauge coils.	Minimum heat build-up.	Consistent voltage level.
	Bi-metal hinges.	Temperature compensation.	Correct battery charging.
	Gold, platinum, silver alloy or tungsten contact.	Correct application of materials.	Longer life.
	Heavy gauge, one-piece drawn base used where required.	Will not distort mounted.	Maintains correct voltage control.
STARTER SOLENOIDS	All copper winding.	Reduces resistance, provides maximum pull.	Extends life, more reliability.
	Cadmium plated copper disc and solid contact bolt.	Reduces voltage drop.	Full battery power to starter.
	Stainless steel plunger sleeve.	Will not corrode.	Long trouble-free life.
	No crimp in sleeve.	Will not collect dirt.	Longer life.
	Zinc plated housing - not painted.	Assures good ground connection.	Maximum voltage to starter.
	Brown phenolic cap.	High temperature.	Longer life.
RELAYS	Heavy current contacts.	Very low resistance - very low heat build-up.	Longer life.
HEADLIGHT SWITCHES	Contain O.E.M. rated circuit breaker.	Protect wire harness and switch.	Reduce risk of fire or damage.
IGNITION SWITCHES	Copper contacts.	Lower resistance.	Longer life.
	Wide variety of key codes.	Low risk of theft.	Improved security.
OIL PRESSURE SWITCHES	High temperature diaphragm and gasket.	Prevent distortion or deterioration at high temperature.	Greater security against oil loss.
STOPLIGHT SWITCHES	Contain silver contacts.	Low contact resistance.	Provides maximum life.
TEMPERATURE SWITCHES	Silver contacts.	Low contact resistance.	Insure operation of light.
PUSH/PULL SWITCHES	Wide selection available.	Cover all applications.	One-stop shopping.
TOGGLE SWITCHES	U.L. Listed and most contain silver contacts.	Lower resistance, suitable for A.C. & D.C. circuits.	Longer life and increased security.

PRODUCTS TO CATALOG INDEX
INDEX DES PIÈCES CLASSÉES PAR CATALOGUE
ÍNDICE DE PRODUCTOS DEL CATÁLOGO

Part Name	Listed In →				
	IGNITION	EMISSION	FUEL INJECTION	CARB. or COMPONENT	WIRE & CABLE
A.I.R. Pump		X			
A/C Ambient Air Temperature Sensor	X				
A/C and Heater Blower Motor Switch	X				
A/C Blower Cutoff Switch	X				
A/C Blower Motor Resistor	X				
A/C Compressor Cutoff Switch	X				
A/C Low Pressure Cutout Switch	X				
A/C Selector Switch	X				
A/C Speed-Up Solenoid		X			
A/C Thermo Fuse (Thermo Limiter)	X				
Accelerator Pedal Position Sensor			X		
Accelerator Pedal Switch	X				
Accessory Relays	X				
Air Bleed Valve O-Ring			X		
Air Charge Temperature Sensor	X				
Air Cleaner Gasket			X		
Air Cleaner Temp Sensor Override	X				
Air Cleaner Temperature Sensor	X				
Air Cleaner Vacuum Motor	X				
Air Conditioner Blower Delay Switch	X				
Air Duct Hose (Fresh Air Intake)	X				
Air Duct Hose (Preheater)	X				
Air Flow Meter			X		
Air Management Valve		X			
Air Pressure Switch	X				
Air Pump Check Valve		X			
Alternator Baffle	X				
Alternator Bearing	X				
Alternator Brush and Holder Assembly	X				
Alternator Brush Set	X				
Alternator Capacitor	X				
Alternator Condenser	X				
Alternator Hardware Kit	X				
Alternator Parts	X				
Alternator Rectifier	X				
Alternator Repair Kit	X				

Part Name	Listed In →				
	IGNITION	EMISSION	FUEL INJECTION	CARB. or COMPONENT	WIRE & CABLE
Alternator Resistor	X				
Alternator Rotor Fan	X				
Alternator Stator Lead Cover	X				
Armature	X				
ASNU Machine and Parts			X		
ASNU Optional Accessories			X		
Auxiliary Air Valve			X		
Axle Switch	X				
Back-Up Light Switch	X				
Barometric Pressure Sensor		X	X		
Bearing Tolerance Ring	X				
Blower Control Switch	X				
Blower Resistor	X				
Body Control Module	X				
Boost Sensor			X		
Bowl Vent Solenoid		X			
Brake Fluid Level Sensor	X				
Brake Pressure Warning Switch	X				
Breather Filter		X			
Camshaft Interrupter	X				
Camshaft Sensor	X				
Canister Filter		X			
Canister Purge Solenoid		X			
Canister Purge Valve		X			
Cap	X				
Cap Adapter	X				
Cap and Rotor Kit	X				
Cap Cover (Dust Cover)	X				
Capacitor/Terminal Block	X				
Carburetor Float Level Gauge				X	
Carburetor Float Scale				X	
Carburetor Service Tool Assortment				X	
Carburetor Solenoids		X			
Carburetor Tune Up Kits				X	
Catalytic Converter Temperature Indicator	X				

PRODUCTS TO CATALOG INDEX (Cont'd.)
INDEX DES PIÈCES CLASSÉES PAR CATALOGUE (Suite)
ÍNDICE DE PRODUCTOS DEL CATÁLOGO (Continuación)

Part Name	Listed In →				
	IGNITION	EMISSION	FUEL INJECTION	CARB. or COMPONENT	WIRE & CABLE
Choke Air Modulator	X				
Choke Heater Switch	X				
Choke Pull-Off			X		
Choke Thermostat	X		X		
Choke Valve Angle Gauge			X		
Circuit Breaker	X				
Cleaner and Additive			X		
Cleaner Hose			X		
Cleaning Kit			X		
Clips, Clamps and Cleats	X				
Coil Ground Wire or Strap	X				
Coil Resistor	X				
Cold Start Valve			X		
Cold Start Valve Temperature Switch	X				
Combination Switch	X				
Compressor Cut-Off Switch	X				
Condenser	X				
Contact Enhancer Fluid	X				
Contact Set	X				
Contact, Condenser Kit	X				
Contact/Condenser Assembly Heavy Duty	X				
Contactors	X				
Control Module/Modulator	X				
Coolant (Thermo) Fan Switch	X				
Coolant Level Sensor	X				
Coolant Temperature Sensor	X	X			
Crankshaft Position Sensor	X				
Crankshaft Sensor Bracket	X				
Cruise Control Function Switch	X				
Cruise Control Switch	X				
Cruise Control Vacuum Release Valve	X				
Dash Lamp	X				
Dashpot	X		X		
Decel Valve Diaphragm	X				
Deceleration Valve	X				

Part Name	Listed In →				
	IGNITION	EMISSION	FUEL INJECTION	CARB. or COMPONENT	WIRE & CABLE
Defroster Switch	X				
Detonation (Knock) Sensor	X				
Diesel Glow Plug Controller	X				
Dimmer Switch	X				
Diode-Negative	X				
Diode-Positive	X				
Diode Trio	X				
Directional Signal Repair Kit	X				
Directional Signal Switch	X				
Distributor Advance Weight Pin	X				
Distributor Breaker Plate	X				
Distributor Bushing	X				
Distributor Check Valve		X			
Distributor Felt Washer	X				
Distributor Gear	X				
Distributor Grease Seal	X				
Distributor Harness	X				
Distributor Oil Felt Plug	X				
Distributor Spacer	X				
Distributor Vacuum Control	X				
Diverter Valve		X			
Door Ajar Warning Switch	X				
Door Jamb Switch	X				
Door Lock Kit	X				
Drive Screw Assembly	X				
E.F.E. Heater Temperature Switch	X				
EFE Heater Gasket		X			
EFI Lite				X	
EGR Bleed Filter		X			
EGR Control Solenoid Filter		X			
EGR Position Sensor		X			
EGR Pressure Feedback Sensor		X			
EGR Spacer Plate		X			
EGR Timer Delay Control	X				
EGR Vacuum Control Solenoid		X			
EGR Valve		X			

PRODUCTS TO CATALOG INDEX (Cont'd.)
INDEX DES PIÈCES CLASSÉES PAR CATALOGUE (Suite)
ÍNDICE DE PRODUCTOS DEL CATÁLOGO (Continuación)

Listed In →

Part Name	Listed In →			
	IGNITION	EMISSION	FUEL INJECTION	CARB. or COMPONENT WIRE & CABLE
EGR Valve Gasket	X			
EGR Valve Temperature Switch	X			
Electric Assist Choke Control	X			
Electrical Connectors	X			X
Electronic Amplifying System	X			
Electronic Choke Conversion Kit	X			
Electronic Ignition Distributor Switch	X			
Electronic Spark Control Module	X			
Engine Compartment Light Switch	X			
Engine Control Computer	X			
Engine Oil Level Sensor	X			
Engine Revolution Unit (RPM Control)	X			
Engine Shutdown Switch	X			
Engine Temperature Sensor	X			
Exhaust Air Supply Check Valve	X			
Exhaust Check Valve Clamp	X			
Fast Idle Speed Control Actuator	X			
Feedback Actuator Assembly	X			
Flange Gasket		X	X	
Flasher	X			
Float			X	
Float Bowl Gasket			X	
Fog Lamp Switch	X			
Four Wheel Drive Indicator Light Switch	X			
Four Wheel Drive Pilot Switch	X			
Four Wheel Drive Selector Switch	X			
Four Wheel Drive Switch	X			
Fuel Bowl Gasket			X	
Fuel Deceleration Valve		X		
Fuel Distributor, Remanufactured		X		
Fuel Filter			X	
Fuel Injection Adapter		X		
Fuel Injection Cleaning System		X		
Fuel Injection Heat Shield		X		
Fuel Injection Seal Kit		X		
Fuel Injector		X		

Listed In →

Part Name	Listed In →			
	IGNITION	EMISSION	FUEL INJECTION	CARB. or COMPONENT WIRE & CABLE
Fuel Injector Installation Kit			X	
Fuel Inlet Repair Fitting			X	
Fuel Line O-Ring Kit			X	
Fuel Line Retainer			X	
Fuel Pump Pressure Switch	X			
Fuel Pump Resistor	X			
Fuel Pump Switch	X			
Fuel Selector Valve	X			
Fuel Separator		X		
Fuel Shut-off Solenoid		X		
Fuel Tank Selector Switch	X			
Fuel Tank Selector Valve	X			
Fuel Tank Switch	X			
Fuel Vapor Canister		X		
Fuse Block	X			
Fuse Holder	X			X
Gauge	X			
Generator Brush Set	X			
Generator Brush Spring	X			
Generator Bushing	X			
Generator Cutout	X			
Glove Box Light Switch	X			
Glove Box Lock	X			
Glow Plug Control Sensor	X			
Glow Plug Sensor	X			
Glow Plug Switch	X			
Glow Plug Warning Switch	X			
Glow Plug, Diesel			X	
Governor Diaphragm			X	
Ground Lead Wire	X			
Hall Effect Switch	X			
Harness and Hose Repair Kit			X	
Headlight Switch	X			
Heat Sink	X			
Heat Sink Compound	X			
Heated Backlite Switch	X			

PRODUCTS TO CATALOG INDEX (Cont'd.)
INDEX DES PIÈCES CLASSÉES PAR CATALOGUE (Suite)
ÍNDICE DE PRODUCTOS DEL CATÁLOGO (Continuación)

Part Name	Listed In →			
	IGNITION	EMISSION	FUEL INJECTION	CARB. or COMPONENT WIRE & CABLE
Heater and Air Conditioner Selector Switch	X			
Heater Core Temperature Sensor	X			
Heater Switch	X			
Heater Vacuum Control Switch	X			
Horn Button Switch	X			
Hose and Steel Braided Hose		X		
Idle Air Control Valve		X		
Idle Speed Control Actuator		X	X	
Idle Speed Control Motor		X		
Idle Speed Control Repair Kit			X	
Idle Speed Governor		X		
Idle Speed Stabilizer		X		
Idle Stop Solenoid		X		
Ignition Coil	X			
Ignition Coil Adapter	X			
Ignition Coil Bracket	X			
Ignition Coil Gasket	X			
Ignition Switch	X			
Injector and Insulator Retainer Kit		X		
Instrument Cluster Voltage Regulator	X			
Instrument Panel Dimmer Switch	X			
Instrument Panel Selector Switch	X			
Intake Manifold Tuning Valve		X		
Interior Light Switch	X			
Junction Block	X			
Light Socket	X			X
Lock, Tumbler and Key	X			
Manifold Air Temperature Sensor	X			
Manifold Differential Pressure Sensor		X	X	
MAP Sensor		X	X	
Mass Air Flow Sensor			X	
Mass Air Flow Sensor Attaching Parts			X	
Mass Air Flow Sensor Burn-Off Module	X			
Master Disconnect Switch	X			
Mechanical Advance Bushing Set	X			

Part Name	Listed In →			
	IGNITION	EMISSION	FUEL INJECTION	CARB. or COMPONENT WIRE & CABLE
Mechanical Advance Stop Bushing	X			
Mechanical Advance Stop Installation	X			
Methanol Fuel Sensor			X	
Mixture Control Solenoid		X		
Moly Lubricant	X			
Needle and Seat Assembly			X	
Neutral Safety and Back-Up Switch	X			
Oil Lever Sensor	X			
Oil Pressure Switch	X			
Oil Temperature Sensor	X			
Overdrive Kickdown Switch	X			
Oxygen Sensor	X	X		
Parking Brake Switch	X			
PCV Valve	X			
PCV Valve Grommet	X	X		
Pickup and Plate Assembly	X			
Pickup Assembly	X			
Pickup Plate	X			
Pilot Light	X			
Plenum Gasket			X	
Plug Wire Retaining Ring	X			
Pole Piece	X			
Ported Vacuum Switch		X		
Power Door Lock Switch	X			
Power Seat Switch	X			
Power Steering Pressure Switch	X			
Power Valve				X
Power Window Switch	X			
Pressure Regulator			X	
Pressure Regulator Diaphragm Kit			X	
Primary Lead Wire	X			
Pump Plunger			X	
Push Button Switch	X			
Push Pull Switch	X			
Radio Interference Capacitor	X			
Radio Noise Filter	X			

PRODUCTS TO CATALOG INDEX (Cont'd.)
INDEX DES PIÈCES CLASSÉES PAR CATALOGUE (Suite)
ÍNDICE DE PRODUCTOS DEL CATÁLOGO (Continuación)

Part Name	Listed In →			
	IGNITION	EMISSION	FUEL INJECTION	CARB. or COMPONENT WIRE & CABLE
Radio Power Boost Switch	X			
Rear Seat Speaker Switch	X			
Rear Window Defogger Switch	X			
Rectifier Bridge	X			
Relay	X			
Reluctor	X			
Remanufactured Computer	X			
Remote Lamp Driver Module	X			
Remote Mirror Switch	X			
Resistor Brush	X			
Rocker Switch	X			
Rocker Switch and Panel	X			
Rocker Switch Panel	X			
Rotor	X			
Seal Assortment		X		
Seat Belt Timer Control	X			
Seat Belt Warning Switch	X			
Seatbelt Timer Control Switch	X			
Secondary Diaphragm			X	
Sensor (Pickup assembly)	X			
Series Parallel Switch	X			
Shaft for Reduction Gear	X			
Shim	X			
Shock Mounting Package	X			
Silicone Dielectric Compound	X			
Solenoid Plunger Assembly	X			
Solenoid Repair Kits	X			
Solenoid Switch	X			
Solepot		X		
Spark Delay Valve		X		
Spark Plug Wire Set	X			X
Speed Governor		X		
Speed Governor Repair Kit		X		
Starter - Clutch Interlock Switch	X			
Starter Brush & Holder	X			
Starter Brush Set	X			

Part Name	Listed In →			
	IGNITION	EMISSION	FUEL INJECTION	CARB. or COMPONENT WIRE & CABLE
Starter Brush Spring	X			
Starter Bushing	X			
Starter C.E. Washer	X			
Starter Drive	X			
Starter Lever	X			
Starter Relay Solenoid	X			
Starter Repair Kit	X			
Starter Shaft Retainer Package	X			
Starter Solenoid	X			
Stator (Pickup Assembly)	X			
Stator Lead Cover	X			
Stop Leak Plugs & Gasket			X	
Stoplight Monitor Unit	X			
Stoplight Switch	X			
Switch Heat Shield	X			
Tail Lamp Outage Sensor	X			
Tailgate Unlock Switch	X			
Tailgate Washer Level Sensor	X			
TBI Injector Harness Tester		X		
Temperature Control Valve		X		
Temperature Sender	X			
Temperature Sensor (Air Cleaner Type)		X		
Temperature Sensors (Eng. Control Systems)	X	X		
Thermactor Air Control Valve		X		
Thermal Control Valve		X		
Thermal Heat Limiter	X			
Throttle Ball Joint			X	
Throttle Control Actuator		X	X	
Throttle Control Switch			X	
Throttle Position Sensor		X	X	
Throttle Positioner		X		
Tie Straps Accessories				X
Toggle Switch	X			
Toggle Switch Accessory Lamp	X			
Toggle Switch Boot	X			

PRODUCTS TO CATALOG INDEX (Cont'd.)
INDEX DES PIÈCES CLASSÉES PAR CATALOGUE (Suite)
ÍNDICE DE PRODUCTOS DEL CATÁLOGO (Continuación)

Listed In →

Part Name	IGNITION	EMISSION	FUEL INJECTION	CARB. or COMPONENT	WIRE & CABLE
Toggle Switch Face Plate	X				
Tool Kit (Fuel Injection)			X		
Trailer Cable & Connectors	X				X
Trailer Connector Adapter	X				
Trailer Connector Boot	X				
Trailer Connector Bracket	X				
Trailer Connector Converter	X				
Trailer Connector Harness Kit	X				
Trailer Connector Plug	X				
Trailer Connector Socket	X				
Trailer Connector Socket Interior	X				
Trailer Harness	X				
Trailer Tee Connector	X				
Trailer Tee Connector Harness	X				
Trailer Tee Connector Kit	X				
Transmission Control Solenoid	X				
Transmission Control Spark Switch	X				
Transmission Converter Release Valve	X				
Transmission Coolant Temperature Sensor	X				
Transmission Kickdown Solenoid	X				
Transmission Oil Cooler	X				
Transmission Oil Pressure Switch	X				
Transmission Oil Temperature Sensor	X				
Transmission Oil Temperature Switch	X				
Transmission Spark Control Switch	X				
Transmission Speed Sensor	X				
Transmission Switch	X				
Transmission Vacuum Modulator	X				
Trigger Wheel	X				
Trunk Ajar Switch	X				

Listed In →

Part Name	IGNITION	EMISSION	FUEL INJECTION	CARB. or COMPONENT	WIRE & CABLE
Trunk Lamp Switch	X				
Trunk Lid Solenoid	X				
Trunk Light Switch	X				
Trunk Lock Kit	X				
Trunk Lock Solenoid	X				
Trunk Release Switch	X				
Tune Up Kits			X	X	
Turbo Boost Solenoid			X		
Turbo Oil Supply Line			X		
Turbocharger Center Section			X		
Turn Signal Switch	X				
Twilight Sentinel Switch	X				
Vacuum Actuator		X			
Vacuum Cap				X	
Vacuum Delay Valve		X			
Vacuum Differential Valve		X			
Vacuum Hose Connector		X			
Vacuum Modulator Tool	X				
Vacuum Regulator		X			
Vacuum Reservoir		X			
Vehicle Speed Sensor	X				
Voltage Monitor	X				
Voltage Reducer	X				
Voltage Regulator	X				
Voltage Regulator Capacitor	X				
Voltage Regulator Fuse	X				
Warm up Regulator			X		
Warning Lamp Relay	X				
Washer Fluid Level Sensor	X				
Windshield Washer Pump & Kits	X				
Windshield Wiper Switch	X				

A.C.F. BRILL COACH

PARTS FOR CONTACT CONTROLLED DISTRIBUTORS

Year	Model or Engine	Distributor No.	Contact Assembly ¹	Con-denser	Cap	Rotor	Ignition Coil ^{2,6}
6 CYLINDER							
1953-49	C27, C31 (Red 361)	—	A40H	G102A	C16A ³	D10	E40
1953-49	C36	1111546	A40H	G102A	N/A	N/A	E40
1953-45	ACF-1C-41, C40, C44	4144	A61 ^{2,3}	N/A	N/A	N/A	E40
1953-45	ACF-1C-41, C40, C44	1115549	A40H	G102A	N/A	N/A	E40
1948-45	C36 (Hall Scott 136)	4145	A61 ^{2,3}	N/A	C16A ³	D10	E40

CONTACT ASSEMBLY CONVERSION TABLE

Heavy Duty Assembly	Heavy Duty Pierced Assembly	Standard Assembly
A40H	A40V	A40

EPOXY COIL CONVERSION TABLE

Oil Filled	Epoxy
E40	E81

SWITCHES/RELAYS/LIGHT SOCKETS & CONNECTORS

RELAYS

Year	Model or Engine	Part No.
HORN RELAY		
1953-43	All	R132

SWITCHES

Year	Model or Engine	Part No.
DIMMER SWITCH		
1953-45	All	DS118

AHRENS-FOX

PARTS FOR CONTACT CONTROLLED DISTRIBUTORS

Year	Model or Engine	Distributor No.	Contact Assembly ¹	Con-denser	Cap	Rotor	Ignition Coil ^{2,6}
6 CYLINDER							
1959-58	Wauk. 145GB	1111415, 775	A40H	G102A	C16A ³	D10	E40
1955-53	Wauk. 145GZB, 140GZ	1111775	A40H	G102A	C16A ³	D10	E40
1953-48	Wauk. 140GK, 145GZB, 140GZ, 140GZB	1111775	A40H	G102A	C16A ³	D10	E40
1948-46	Herc. HX, RXLD Eng.	IGC-4064, IGC-4201A	A70	G124	D18	D208	E40

¹ For Optional Contact Assemblies, refer to Conversion Chart following Distributor Parts Table.

² When Coil Bracket is required, refer to Illustrated Buyers Guide — ICB Prefix.

³ C80 Dust Cover also available.

⁶ For Optional Epoxy Coils, refer to Conversion Chart following Distributor Parts Table.

^{2,3} Two required.

AHRENS-FOX — Cont'd

PARTS FOR CONTACT CONTROLLED DISTRIBUTORS — Cont'd

**CONTACT ASSEMBLY CONVERSION
TABLE**

Heavy Duty Assembly	Heavy Duty Pierced Assembly	Standard Assembly
A40H	A40V	A40

EPOXY COIL CONVERSION TABLE

Oil Filled	Epoxy
E40	E81

CHARGING SYSTEM PARTS

PARTS FOR GENERATORS

Year	Model or Engine	Volts	Amps.	Generator No.	Voltage Regulator	Voltage Regulator Fuse	Brush Set	Brush Spring (2 Used)	Bushing
1955-53	Wauk. 140GZ, 145GZB Eng.	12	—	1106828	R236	RF45	X263	N/A	N/A
1953-49	Wauk. 140GK, 145GZ Eng.	12	—	1106638	R308	RF35	N/A	N/A	N/A

STARTING SYSTEM PARTS

Year	Model or Engine	Volts	Starter No.	Solenoid Switch	Solenoid Repair Kit	Brush Set ⁷	Brush Spring ⁷	D.E. Bushing	C.E. Bushing	C.E. Washer	Starter Lever
1959-58	Wauk. 145GB Eng.	12	1113308	N/A	N/R	X291	N/A	SB102	SB138	N/A	N/A
1955-53	Wauk. 140GZ, 145GZB Eng.	12	1109150, 153	N/A	N/R	X346	N/A	N/A	SB0	N/A	N/A
1953-49	Wauk. 140GK, 145GZ Eng.	12	1109150, 153	N/A	N/R	X346	N/A	N/A	SB0	N/A	N/A
1947-46	Herc. RXLD Eng. ...	12	ML-4173	S5	N/R	N/A	N/A	N/A	SB139	N/A	N/A
1947-46	Herc. HX Eng.	12	MR-4108	S5	N/R	N/A	N/A	SB140	SB139	N/A	N/A

AMERICAN LA FRANCE AND FOAMITE

PARTS FOR CONTACT CONTROLLED DISTRIBUTORS

Year	Model or Engine	Distributor No.	Contact Assembly ¹	Con-denser	Cap	Rotor	Ignition Coil ^{2,6}
6 CYLINDER							
1964-60	900 Series; Cont. S-6749-42, S6820, R6602 Eng.	1111421, 424, 865, 881	A40H	G102A	C16A ³	D10	E40
1959-56	C-700TC; Cont. T-6457 Eng.	1112332	A40H	G102A	C16A ³	D10	E40
8 CYLINDER							
1964-60	900 Series; Cont. V8603-25 Eng.	1110624, 626	A72	G102A	C145	D134	E40
12 CYLINDER							
1964-60	900 Series; J Eng.	1111202	A61	G102A	N/A	N/A	E40

¹ For Optional Contact Assemblies, refer to Conversion Chart following Distributor Parts Table.

² When Coil Bracket is required, refer to Illustrated Buyers Guide — ICB Prefix.

³ C80 Dust Cover also available.

⁶ For Optional Epoxy Coils, refer to Conversion Chart following Distributor Parts Table.

⁷ Starters require various numbers of Brushes and Springs. Order as needed.

AMERICAN LA FRANCE AND FOAMITE — Cont'd

PARTS FOR CONTACT CONTROLLED DISTRIBUTORS — Cont'd

Year	Model or Engine	Distributor No.	Contact Assembly ¹	Con-denser	Cap	Rotor	Ignition Coil ^{2,6}
12 CYLINDER — Cont'd							
1959-56	700PL, PM, PD, PK; Cont. 9-6749, 6820, U-6501, R6602 Eng.	1111221, 231	A40H	G102A	C16A ³	D10	E40
1959-55	705, 706, 710, PJ, 775, J Eng.	1111202	A61	G102A	N/A	N/A	E40
1959-49	512, T, 515, 700E, J, 710, PE, E, 300E Eng.	1117771, 772, 784, 785	A40H	G102A	C16A ³	D10	E40
1954-49	500T, 501, 565, 575 Lvc. BF Eng.	4162, 1111202	A61	G102A	N/A	N/A	E40

CONTACT ASSEMBLY CONVERSION TABLE

Heavy Duty Assembly	Heavy Duty Pierced Assembly	Standard Assembly
A40H	A40V	A40

EPOXY COIL CONVERSION TABLE

Oil Filled	Epoxy
E40	E81

CHARGING SYSTEM PARTS

PARTS FOR GENERATORS

Year	Model or Engine	Volts	Amps.	Generator No.	Voltage Regulator	Voltage Regulator Fuse	Brush Set	Brush Spring (2 Used)	Bushing
1964-60	900 Series; R6602, V8603-25 Eng.	12	—	1106822, 826	R187	N/A	X263	N/A	N/A
1964-60	900 Series; S6749-42, S6820 Eng.	12	—	1106822, 826	R187	N/A	X263	N/A	N/A
1964-60	900 Series; J Eng.	12	—	1102985	R308	RF35	X228	N/A	GB203
1959-56	C-700PC; T-6427 Eng.	12	30	1106821	R153	RF35	X263	N/A	N/A
1959-56	700PL, PM, 56749, 6820 Eng.	12	—	1106822, 826	R187	N/A	X263	N/A	N/A
1959-56	C-700PD, PK; U-6501, R6602 Eng.	12	—	1106822, 826	R187	N/A	X263	N/A	N/A
1959-55	705, 6, 710PJ, 775; J Eng.	12	—	1102985	R308	RF35	X228	N/A	GB203
1959-49	700E, J, 710, PE.	12	—	1102953, 985	R308	RF35	X228	N/A	GB203
1954-49	500T, 501, 565, 575.	12	—	1102953, 985	R308	RF35	X228	N/A	GB203

STARTING SYSTEM PARTS

Year	Model or Engine	Volts	Starter No.	Solenoid Switch	Solenoid Repair Kit	Brush Set ⁷	Brush Spring ⁷	D.E. Bushing	C.E. Bushing	C.E. Washer	Starter Lever
1964-60	900 Series; R6602, V8603-25 Eng.	12	1113308	S72	N/R	X291	N/A	SB102	SB138	N/A	N/A

¹ For Optional Contact Assemblies, refer to Conversion Chart following Distributor Parts Table.

² When Coil Bracket is required, refer to Illustrated Buyers Guide — ICB Prefix.

³ C80 Dust Cover also available.

⁶ For Optional Epoxy Coils, refer to Conversion Chart following Distributor Parts Table.

⁷ Starters require various numbers of Brushes and Springs. Order as needed.

**AMERICAN LA FRANCE AND FOAMITE
AUTOCAR**

AMERICAN LA FRANCE AND FOAMITE — Cont'd

STARTING SYSTEM PARTS — Cont'd

Year	Model or Engine	Volts	Starter No.	Solenoid Switch	Solenoid Repair Kit	Brush Set ⁷	Brush Spring ⁷	D.E. Bushing	C.E. Bushing	C.E. Washer	Starter Lever
1964-60	900 Series; S-6749-42, S6820 Eng.	12	1113739	S72	N/R	X346	N/A	SB102	SB137	N/A	N/A
1964-60	900 Series; J Eng..	12	1113452	●S58 ¹²	N/R	X291	N/A	SB0	SB138	N/A	N/A
1959-56	C-700PC; T-6427 Eng.	12	722N	●S58 ¹²	N/R	X145	N/A	SB137	N/A	N/A	N/A
1959-56	700PL, PM; 56749, 6820 Eng.	12	1109885	N/A	N/R	X346	N/A	N/A	SB137	N/A	N/A
1959-56	C-700PD, PK; U-6501, R6602 Eng.	12	1109150	●S58 ¹²	N/R	X346	N/A	N/A	SB0	N/A	N/A
1959-55	705, 6, 710PJ, 775; J Eng.	12	744	●S58 ¹²	N/R	X344	N/A	SB0	SB65	N/A	N/A
1959-49	700E, J, 710, PE..	12	1109164	●S58 ¹²	N/R	X346	N/A	N/A	SB0	N/A	N/A
1959-49	512, 512T, 515....	12	1109164	●S58 ¹²	N/R	X346	N/A	N/A	SB0	N/A	N/A
1959-49	512, 512T, 515....	12	574	●S58 ¹²	N/R	X344	N/A	SB137	SB65	N/A	N/A
1954-49	500T, 501, 565, 575	12	744	●S58 ¹²	N/R	X344	N/A	SB0	SB65	N/A	N/A

SWITCHES/RELAYS/LIGHT SOCKETS & CONNECTORS

RELAYS

Year	Model or Engine	Part No.
HORN RELAY		
1964-60	All	R132

SWITCHES

Year	Model or Engine	Part No.
DIMMER SWITCH		
1964-63	All	DS118

AUTOCAR

PARTS FOR CONTACT CONTROLLED DISTRIBUTORS

Year	Model or Engine	Distributor No.	Contact Assembly ¹	Con- denser	Cap	Rotor	Ignition Coil ^{2,6}
6 CYLINDER							
1960-59	390A, 490A Eng.	1112318, 319, 329, 333	A40H	G102A	C151	D132	E40
1958-54	390A Eng. C-65, 65D, 65T, 84T, 85, 85T, 90D Gasoline	1112319	A40H	G102A	C151	D132	E40
1958-54	390A Eng. C-65, 65D, 65T, 84T, 85, 85T, 90D Propane	1112315	A40H	G102A	C16A ³	N/A	E40
1957-53	H-450 Eng. CL-64T, 65T, 84T, 85T	1110616	A61	G102A	N/A	N/A	E40
1954-49	R6-572, R6-602 Eng. C-74T, 75T, 94T, 95T	1111779, 836	A40H	G102A	C16A ³	N/A	N/A

● A Borg-Warner Brand "P" Version Also Available See Inside Back Cover.

¹ For Optional Contact Assemblies, refer to Conversion Chart following Distributor Parts Table.

² When Coil Bracket is required, refer to Illustrated Buyers Guide — ICB Prefix.

³ C80 Dust Cover also available.

⁶ For Optional Epoxy Coils, refer to Conversion Chart following Distributor Parts Table.

⁷ Starters require various numbers of Brushes and Springs. Order as needed.

¹² With Magnetic Starting.

AUTOCAR — Cont'd

PARTS FOR CONTACT CONTROLLED DISTRIBUTORS — Cont'd

Year	Model or Engine	Distributor No.	Contact Assembly ¹	Con-denser	Cap	Rotor	Ignition Coil ^{2,6}
6 CYLINDER — Cont'd							
1954-49	377, 447, 501 Eng. C-50, 50T, 70, 70TS, 90, 90T, U-50, 50T, 70, 70S, 70T, 70TS, 12 Volt.....	1111797, 1112271	A40H	G102A	C16A ³	N/A	E40
1953-44	377, 447, 501 Eng. All Models	IAD-4017A, IAD-4302A	A81	G124	C123	D103	E40
1951-48	377 Eng. C-45 6 Volt	1111797	A40H	G102A	C16A ³	N/A	E1
1950-49	447 Eng. C-50 Special.....	1111809	A40H	G102A	N/A	N/A	E40
1948-45	C50, T, U50, T	1110153	A40H	G102A	C16 ^{3,26}	D10	E40
1948-45	C70, T, TS, C90, T, U70, S, T, TS, C95	1111752	A40H	G102A	C16 ^{3,26}	D10	E40
1946	Hall Scott, 480 Eng.....	—	A70 ²³	G124	N/A	N/A	E40

CONTACT ASSEMBLY CONVERSION TABLE

Heavy Duty Assembly	Heavy Duty Pierced Assembly	Standard Assembly
A40H	A40V	A40

EPOXY COIL CONVERSION TABLE

Oil Filled	Epoxy
E1	E80
E40	E81

CHARGING SYSTEM PARTS

PARTS FOR ALTERNATORS

Year	Model or Engine	Volts	Amps.	Alternator No.	Voltage Regulator	Brush Set	Brush & Holder Assembly	Positive Diode (3 Used)	Negative Diode (3 Used)	Diode Trio	Alternator Con-denser
1985	855 Cummins Eng.	12	90	1117160	R716	N/R	N/R	N/A	N/A	N/A	N/A
1980-76	All Eng. All Models	12	75	1117228	R696	N/R	N/R	SC2P	SC2N	N/R	N/A
1980-76	All Eng. All Models	12	75	1117241, 242	R323	N/R	N/R	SC2P	SC2N	N/R	N/A
1980-76	All Eng. All Models	12	90	1117482	R716	N/R	N/R	N/A	N/A	N/A	N/A
1980-73	All Eng. All Models	12	65, 80	1100080, 081, 082, 083	R716	X301	X303	N/A	N/A	SC116	N/A
1978-76	All Eng. All Models	12	75	1117245	R696	N/R	N/R	SC2P	SC2N	N/R	N/A
1978-76	All Eng. All Models	12	90	1117483	R716	N/R	N/R	SC117 Assembly		N/A	N/A
1978-76	All Eng. All Models	12	90	1117481	R716	N/R	N/R	SC117 Assembly		SC228	N/A
1978-73	All Eng. All Models	12	65, 80	1105471	R716	X301	X303	SC117 Assembly		SC116	N/A
1978-73	All Eng. All Models	12	85	19010003	R716	N/R	N/R	SC2P	SC2N	N/A	N/R
1978-71	All Eng. All Models	12	65, 80	1105470	R716	X301	X303	SC117 Assembly		SC116	N/A
1978-71	All Eng. All Models	12	75	1117735	R716	N/R	N/R	N/A	N/A	SC228	N/A
1975-71	All Eng. All Models	12	75	1117228, 232	R696	N/R	N/R	SC2P	SC2N	N/R	N/A
1975-71	All Eng. All Models	12	75	1117225	R323	N/R	N/R	SC2P	SC2N	N/R	N/A
1972-65	All Eng. All Models	12	62	1117756, 763, 769	R293	X355	N/A	N/A	N/A	N/R	N/A

¹ For Optional Contact Assemblies, refer to Conversion Chart following Distributor Parts Table.

² When Coil Bracket is required, refer to Illustrated Buyers Guide — ICB Prefix.

³ C80 Dust Cover also available.

⁶ For Optional Epoxy Coils, refer to Conversion Chart following Distributor Parts Table.

²³ Two required.

²⁶ C16A Heavy Duty Cap also available.

AUTOCAR

AUTOCAR — Cont'd

CHARGING SYSTEM PARTS — Cont'd

PARTS FOR ALTERNATORS — Cont'd

Year	Model or Engine	Volts	Amps.	Alternator No.	Voltage Regulator	Brush Set	Brush & Holder Assembly	Positive Diode (3 Used)	Negative Diode (3 Used)	Diode Trio	Alternator Condenser
1972-63	All Eng. All Models	12	62	1117738	R716	N/R	N/R	N/A	N/A	SC228	N/A
1972-63	All Eng. All Models	12	60, 85	1117090, 093, 094	R293	N/A	N/A	N/A	N/A	N/R	N/A

PARTS FOR GENERATORS

Year	Model or Engine	Volts	Amps.	Generator No.	Voltage Regulator	Voltage Regulator Fuse	Brush Set	Brush Spring (2 Used)	Bushing
1970-68	All Eng. All Models	12	50	1106822	R187	N/A	X263	N/A	N/A
1965-63	NH-220, NH-250, HRF, V8-265 Eng.	12	50, 55	1106822, 940	R187	N/A	X263	N/A	N/A
1965-63	NH-220, NH-250, HRF, V8-265 Eng.	12	50	1106986	R309	N/A	X263	N/A	N/A
1960-58	NHB600, HB600, NH180, NRTO, VT-12 Eng.	12	50, 55	1106822, 909	R187	N/A	X263	N/A	N/A
1960-54	390A White Eng.	12	40	1106821	R236	RF45	X263	N/A	N/A
1960-54	390A White Eng.	12	50	1106822	R187	N/A	X263	N/A	N/A
1957	NHB, NRTO, VT-12 Eng.	12	50	1106805	R187	N/A	X263	N/A	N/A
1957	NHB Eng.	24	20	1106855	R311	RF35	X263	N/A	N/A
1957-56	NHB-600, HB-600	12	50	1106805	R187	N/A	X263	N/A	N/A
1957-52	H-540 LeRoi, JBS Eng.	12	50	1106822	R187	N/A	X263	N/A	N/A
1954-49	DCS-844 Buda Eng.	12	50	1106808	R187	N/A	X263	N/A	N/A
1954-49	HB-600, HNB-600, NB-600	12	50	1106805	R187	N/A	X263	N/A	N/A
1954-46	377, 447, 501 Eng.	12	40	1106801, 821, 850	R236	RF45	X263	N/A	N/A
1954-46	R6-572, R6-602 Cont. Eng.	12	50	1106822, 849	R187	N/A	X263	N/A	N/A
1953-46	377, 447, 501 Eng.	12	30	1106665	N/A	RF35	N/A	N/A	N/A
1953-46	377, 447, 501 Eng.	12	40	1106816, 650	R236	RF45	X263	N/A	N/A
1953-46	377, 447, 501 Eng.	12	50	1106815, 649	R187	N/A	X263	N/A	N/A
1951-48	377 Eng.	6	32	1105886	R129	RF35	X228	N/A	N/A
1950-47	377, 447, 501 Eng.	12	—	GGA-4803	R185	RF35	N/A	N/A	N/A

STARTING SYSTEM PARTS

Year	Model or Engine	Volts	Starter No.	Solenoid Switch	Solenoid Repair Kit	Brush Set ⁷	Brush Spring ⁷	D.E. Bushing	C.E. Bushing	C.E. Washer	Starter Lever
1985	All Eng. All Models	12	1990352	S5019	SR29	X395	N/A	SB165 ⁴¹	SB148	SC602 ⁹⁸	N/A

⁷ Starters require various numbers of Brushes and Springs. Order as needed.

⁴¹ Also use SB162 for Lever Housing Bushing.

⁹⁸ Use SC941 for Thrust Washer.

AUTOCAR — Cont'd

STARTING SYSTEM PARTS — Cont'd

Year	Model or Engine	Volts	Starter No.	Solenoid Switch	Solenoid Repair Kit	Brush Set ⁷	Brush Spring ⁷	D.E. Bushing	C.E. Bushing	C.E. Washer	Starter Lever
1980-76	6V-92, 6V-92T, 8V-71N Eng.....	12	1114070, 143	S725	⁸	X347	N/A	SB131	SB141	SC602	SC182
1980-76	1674 Eng.	24	1113969	S726	⁹	X306	N/A	SB131	N/A	SC602	SC182
1980-75	1674, 3306 Eng. ...	12	1114157, 158	S725	⁸	X347	SC902	SB131	SB141	SC602	SC182
1980-75	All Eng.	24	1113850	S726	⁹	X306	SC902	SB131	SB141	SC602	SC182
1980-75	KT450, 3406 Eng. .	24	1109631, 977	S726	⁹	X306	SC902	SB131	N/A	SC602	SC182
1980-73	All Eng.	12	1114720	S725	⁸	X347	SC902	SB131	N/A	SC602	SC182
1980-73	6-71, 6V-71, 8V-71 Eng.	12	1114128, 134	S725	⁸	X347	SC902	SB131	SB141	SC602	SC182
1980-73	1693T, 1693TA Eng.	24	1109961, 989	S726	⁹	X401	SC902	SB131	N/A	SC602	SC182
1978-76	All Eng. All Models.	24	1990453	S5021	SR30	X396	N/A	SB165 ⁴¹	SB148	SC602 ⁹⁸	N/A
1978-75	All Eng. All Models.	24	1990269	S726	⁹	X400	N/A	SB165 ⁹⁵	N/A	SC602	SC182
1978-75	All Eng. All Models.	24	1990456	S5021	SR30	X396	N/A	SB165 ⁴¹	SB148	SC602 ⁹⁸	N/A
1978-75	All Eng. All Models.	24	10478911	S726	⁹	X400	N/A	SB165 ⁹⁵	N/A	SC602	SC182
1978-75	All Eng. All Models.	12	10478998	S5084	N/R	X396	N/A	SB165 ⁴¹	SB148	SC602 ⁹⁸	N/A
1978-68	All Eng. All Models.	12	1990483	S5019	SR29	X395	N/A	SB165 ⁴¹	SB148	SC602 ⁹⁸	N/A
1975	All Eng. All Models.	12	1990379	S5019	SR29	X395	N/A	SB165 ⁴¹	SB148	SC602 ⁹⁸	N/A
1972-71	All Eng. All Models.	24	1990269, 10478911	S726	⁹	X400	N/A	SB165 ⁹⁵	N/A	SC602	SC182
1972-71	V-903, 1673C, 1674, 6-71N, 8V-71N Eng.	12	1114128, 145, 148, 161	S725	⁸	X347	SC902	SB131	SB141	SC602	SC182
1972-71	1693T, 1693TA Eng.	24	1109961, 989	S726	⁹	X401	SC902	SB131	N/A	SC602	SC182
1972-68	All Exc. C-160, V-903 Eng.	12	1114157	S725	⁸	X347	SC902	SB131	SB141	SC602	SC182
1970-68	1674 Eng.	12	1990379	S5019	SR29	X395	N/A	SB165 ⁴¹	SB148	SC602 ⁹⁸	N/A
1970-68	3208N Eng.	12	1114826	S727	N/R	X377	N/A	SB165 ⁹⁵	SB141	SC602 ⁹⁸	SC182
1970-68	3208N Eng.	12	1990466, 10479003	S5084	N/R	X395	N/A	SB165 ⁴¹	SB148	SC602 ⁹⁸	N/A

⁷ Starters require various numbers of Brushes and Springs. Order as needed.

⁸ SR13 for Solenoids w/Oval Face Plate; SR26 for Solenoids w/Square Face Plate.

⁹ SR14 for Solenoids w/Oval Face Plate; SR27 for Solenoids w/Square Face Plate.

⁴¹ Also use SB162 for Lever Housing Bushing.

⁹⁵ Also use SB132 for Lever Housing Bushing.

⁹⁸ Use SC941 for Thrust Washer.

AUTOCAR

AUTOCAR — Cont'd

STARTING SYSTEM PARTS — Cont'd

Year	Model or Engine	Volts	Starter No.	Solenoid Switch	Solenoid Repair Kit	Brush Set ⁷	Brush Spring ⁷	D.E. Bushing	C.E. Bushing	C.E. Washer	Starter Lever
1970-68	All Eng. All Models.....	24	1113842	S726	⁹	X306	SC902	SB131	SB141	SC602	SC182
1970-68	6V-53, 6-71, 8V-71, 1674 Eng.....	12	1114128, 129, 154, 159	S725	⁸	X347	SC902	SB131	SB141	SC602	SC182
1970-68	1673 Eng.....	12	1114087	S727	N/R	X347	SC902	SB131	SB141	SC602	SC182
1970-59	All Eng. All Models.....	24	1990456	S5021	SR30	X396	N/A	SB165 ⁴¹	SB148	SC602 ⁹⁸	N/A
1970-59	All Eng. All Models.....	12	10478998	S5084	N/R	X396	N/A	SB165 ⁴¹	SB148	SC602 ⁹⁸	N/A
1965	C-160 Eng.....	12	1114089	N/A	N/R	X346	SC902	SB102	SB141	N/A	N/A
1965-63	NH-220, NH-250, HRF, V8-265 Eng.....	24	1113842	S726	⁹	X306	SC902	SB131	SB141	SC602	SC182
1965-57	NHB600, HB600, NH-180, NRTO, VT-12 Eng.....	24	1113708	S116	N/R	X346	SC902	N/A	SB141	N/A	N/A
1965-57	NHB600, HB600, NH-180, NRTO, VT-12 Eng.....	24	1113741, 1113815	S116	N/R	X346	SC902	N/A	SB141	SC602	N/A
1960-54	390A Eng.....	12	1108607	N/A	N/R	X145	SC204	SB138	SB138	N/A	N/A
1958-54	390A Eng.....	12	1109173	N/A	N/R	X346	SC902	SB102	SB0	N/A	N/A
1958-49	HB-600, NB-600, NHB-600 Eng....	24	1108863, 872	S116	N/R	X346	SC902	N/A	SB141	N/A	N/A
1957-53	H-540 Eng.....	12	1109150	N/A	N/R	X346	SC902	SB102	SB0	N/A	N/A
1956-52	JBS Eng.....	12	1108840	N/A	N/R	X346	SC902	SB102	SB141	N/A	N/A
1954-49	R6-572, R6-602 Eng.....	12	1109150	N/A	N/R	X346	SC902	SB102	SB0	N/A	N/A
1954-49	501 Eng.....	12	1108956	N/A	N/R	X346	SC902	¹⁰	SB0	SC177	N/A
1954-49	377, 447 Eng.....	12	1108605	S5	N/R	N/A	SC204	SB137	SB138	N/A	N/A
1954-49	Buda 6-DCS 844 Eng.....	24	806	N/A	N/R	X344	SC902	SB131	N/A	N/A	N/A
1954-49	Buda 6-DCS 844 Eng.....	24	868	S116	N/R	X344	SC902	N/A	N/A	N/A	N/A
1951-49	377 Eng.....	6	1108951	N/A	N/R	X347	SC902	¹⁰	SB0	SC177	N/A

STARTER DRIVES

Year	Model or Engine	Part No.	Year	Model or Engine	Part No.
1985	All Eng. All Models w/Str.	1990352	1980-73	All Eng. All Models w/Str.	1114134, 1114720
1980-76	All Eng. All Models w/Str.	1114070, 1114143	1980-68	All Eng. All Models w/Str.	1109961, 1114128,
1980-76	All Eng. All Models w/Str.	1113969		1114145, 1114157	
1980-75	All Eng. All Models w/Str.	1109631, 1113850, 1119977	1978-76	All Eng. All Models w/Str.	1990453
1980-75	All Eng. All Models w/Str.	1114158	1978-75	All Eng. All Models w/Str.	1990269, 1990456, 10478911, 10478998

⁷ Starters require various numbers of Brushes and Springs. Order as needed.

⁸ SR13 for Solenoids w/Oval Face Plate; SR26 for Solenoids w/Square Face Plate.

⁹ SR14 for Solenoids w/Oval Face Plate; SR27 for Solenoids w/Square Face Plate.

¹⁰ Also use SB135 Intermediate Bushing.

⁴¹ Also use SB162 for Lever Housing Bushing.

⁹⁸ Use SC941 for Thrust Washer.

AUTOCAR — Cont'd

STARTING SYSTEM PARTS — Cont'd

STARTER DRIVES — Cont'd

Year	Model or Engine	Part No.	Year	Model or Engine	Part No.
1978-75	All Eng. All Models Caterpillar Eng. 1674, 3306	SD568	1972-68	All Eng. All Models w/Str. 1114148, 1114161 ..	SD486
1978-68	All Eng. All Models w/Str. 1990483	SD486	1972-68	All Eng. All Models w/Str. 1114129	SD489
1975	All Eng. All Models w/Str. 1990379	SD489	1970-68	All Eng. All Models w/Str. 1114826, 1990379,	
1975-63	All Eng. All Models w/Str. 1104127, 1113842,		1990466, 10479003	SD489	
	1114087	SD486	1970-59	All Eng. All Models w/Str. 1990456, 10478998.	SD486
1972-71	All Eng. All Models w/Str. 1990269, 10478911.	SD486			

SWITCHES/RELAYS/LIGHT SOCKETS & CONNECTORS

CONNECTORS & LIGHT SOCKETS

Year	Model or Engine	Part No.	Year	Model or Engine	Part No.
DIMMER SWITCH CONNECTOR			HEADLIGHT CONNECTOR		
1980-68	w/3 Slip Terminals All Models All Eng.	PT63	1987-47	w/Sealed Beam-2 Prong All Models All Eng.	PT31
			1987-47	w/Sealed Beam-3 Prong All Models All Eng.	PT20

RELAYS

Year	Model or Engine	Part No.
HORN RELAY		
1965-45	All 12 Volt	R132
1951-48	All 6 Volt	R102

SWITCHES

Year	Model or Engine	Part No.	Year	Model or Engine	Part No.
CIRCUIT BREAKER			CIRCUIT BREAKER — Cont'd		
Universal Type — To Replace Tubular Glass Fuses			Universal Type — To Replace "Autofuse" Type — Cont'd		
1987-55	All Eng. All Models w/10 Amp	CB12	1987-70	All Eng. All Models w/20 Amp	CB220
1987-55	All Eng. All Models w/15 Amp	CB11	1987-70	All Eng. All Models w/25 Amp	CB225
1987-55	All Eng. All Models w/20 Amp	CB8	1987-70	All Eng. All Models w/30 Amp	CB230
1987-55	All Eng. All Models w/25 Amp	CB10	DIMMER SWITCH		
1987-55	All Eng. All Models w/30 Amp	CB7	1980-71	All Eng. All Models	DS111
1987-55	All Eng. All Models w/40 Amp	CB6	1970-68	w/Slip Type Terminals All Eng. All Models	DS111
1987-55	All Eng. All Models w/50 Amp	CB14	1953-44	R6-572, R6-602, 377, 447, 501 Eng.	DS118
Universal Type — To Replace "Autofuse" Type			MANUAL STARTER SWITCH		
1987-70	All Eng. All Models w/5 Amp	CB205	1972-70	All Eng. All Models	PB10
1987-70	All Eng. All Models w/6 Amp	CB206	1969-68	w/Str. #1113842, 1114157 All Eng. All Models	PB10
1987-70	All Eng. All Models w/8 Amp	CB208	1965-63	All Eng. All Models	PB10
1987-70	All Eng. All Models w/10 Amp	CB210	STOPLIGHT SWITCH		
1987-70	All Eng. All Models w/12 Amp	CB212	1965-46	All Eng. All Models	S192
1987-70	All Eng. All Models w/15 Amp	CB215			

AVAILABLE

PARTS FOR CONTACT CONTROLLED DISTRIBUTORS

Year	Model or Engine	Distributor No.	Contact Assembly ¹	Con-denser	Cap	Rotor	Ignition Coil ^{2,6}
6 CYLINDER							
1953-46	Wauk. 6-SRKR; Autolite	IGC-4904, ICC-6001-1L	A81	G124	C123	D103	E40 ¹¹
1952-46	C600B, CS600B, CS700SW; SRKR Delco	1111765, 775	A40H	G102A	C16A ³	D10	E40
1952-46	CSZ00P; 6BM Eng.	1111776	A40H	G102A	C16A ³	D10	E1
1952-46	C, CS5005P, 550SP, SPX, 600, CS600SW; MZR Eng....	6402, 1111773	A40H	G102A	C16A ³	D10	E1
1952-46	C, CS2505P, 400LSP; 6BZ Eng.....	1111776	A40H	G102A	C16A ³	D10	E1
1952-46	C600C; 145GK Eng.	1111775	A40H	G102A	C16A ³	D10	E40
1948-43	C, CS, 600, 600B, 650, 700, 700SW; SRLR, SRKR Eng.	6402, 1111765	A40H	G102A	C16A ³	D10	E40
1947-46	CS600SP; 6BM Eng.....	645J, 1111766	A40H	G102A	C16A ³	D10	E1
1946-45	C600, C600C, CS600; 145GK Eng.	1110098	A40H	N/A	C16A ³	D10	E40

CONTACT ASSEMBLY CONVERSION TABLE

Heavy Duty Assembly	Heavy Duty Pierced Assembly	Standard Assembly
A40H	A40V	A40

EPOXY COIL CONVERSION TABLE

Oil Filled	Epoxy
E5	E80
E1	E80
E40	E81

CHARGING SYSTEM PARTS

PARTS FOR GENERATORS

Year	Model or Engine	Volts	Amps.	Generator No.	Voltage Regulator	Voltage Regulator Fuse	Brush Set	Brush Spring (2 Used)	Bushing
1952-46	MZR Eng.....	6	—	1105879, 885	R129	RF35	X228	N/A	N/A
1952-46	MZR Eng.....	6	—	1106755	R128	RF45	X263	N/A	N/A
1952-46	6BM, 6BZ Eng.....	6	—	1105878, 884	R129	RF35	X228	N/A	N/A
1952-46	6BM, 6BZ Eng.....	6	—	934-U	R117 ¹³	RF45	N/A	N/A	N/A
1952-46	C600B, CS600B, 700SW	12	—	1105916, 926	R308	RF35	X228	N/A	N/A
1952-46	C600C	12	—	1101744	N/A	N/A	X349	N/A	GB203
1952-46	C600C	12	—	1106809, 826	R187	N/A	X263	N/A	N/A
1946-45	C600, CS600, C600C	12	—	1101744	N/A	N/A	X349	N/A	GB203

¹ For Optional Contact Assemblies, refer to Conversion Chart following Distributor Parts Table.

² When Coil Bracket is required, refer to Illustrated Buyers Guide — ICB Prefix.

³ C80 Dust Cover also available.

⁶ For Optional Epoxy Coils, refer to Conversion Chart following Distributor Parts Table.

¹¹ Use E5 Coil if 6 Volt.

¹³ Negative Ground only.

AVAILABLE — Cont'd

STARTING SYSTEM PARTS

Year	Model or Engine	Volts	Starter No.	Solenoid Switch	Solenoid Repair Kit	Brush Set ⁷	Brush Spring ⁷	D.E. Bushing	C.E. Bushing	C.E. Washer	Starter Lever
1953-46	Aulolite Ignition ...	12	ML-4322	S62	N/R	N/A	N/A	N/A	N/A	N/A	N/A
1952-46	MZR Eng.	6	1108207	N/A	N/R	X145	N/A	N/A	N/A	N/A	N/A
1952-46	6BM, 6BZ Eng.	6	737-R	N/A	N/R	X145	N/A	SB0	N/A	N/A	N/A
1952-46	6BM, 6BZ Eng.	6	1107437, 443	N/A	N/R	X145	N/A	SB137	SB138	N/A	N/A
1952-46	C600B, CS600B, 700SW	12	1108954	N/A	N/R	X346	N/A	N/A	SB0	N/A	N/A
1952-46	C600B, CS600B, 700SW	12	412	N/A	N/R	X344	N/A	SB0	SB65	N/A	N/A
1952-46	C600C	12	1109150	N/A	N/R	X346	N/A	N/A	SB0	N/A	N/A
1946-45	C600, CS600, C600C	12	578	N/A	N/R	X344	N/A	SB137	N/A	N/A	N/A

STARTER DRIVES

Year	Model or Engine	Part No.
1952-46	MZR Eng. w/Str. 1108207	SD135
1952-46	6BM, 6BZ Eng. w/Str. 1107437, 1107443	SD135

SWITCHES/RELAYS/LIGHT SOCKETS & CONNECTORS

RELAYS

Year	Model or Engine	Part No.
HORN RELAY		
1952-43	All 6V	R102
1952-43	All 12V	R132

SWITCHES

Year	Model or Engine	Part No.
DIMMER SWITCH		
1952-43	All	DS118

BEAVER METROPOLITAN COACH

PARTS FOR CONTACT CONTROLLED DISTRIBUTORS

Year	Model or Engine	Distributor No.	Contact Assembly ¹	Con-denser	Cap	Rotor	Ignition Coil ²⁶
6 CYLINDER							
1955-54	31PT, 35PT, B31PT, B35PT, B40PT; RE0361-A, 450, 450-A Eng.	649S, 1110167, 1112357	A40H	G102A	C16A ³	D10	E40 ⁵

¹ For Optional Contact Assemblies, refer to Conversion Chart following Distributor Parts Table.

² When Coil Bracket is required, refer to Illustrated Buyers Guide — ICB Prefix.

³ C80 Dust Cover also available.

⁵ Use E1 Coil if 6 Volt.

⁶ For Optional Epoxy Coils, refer to Conversion Chart following Distributor Parts Table.

⁷ Starters require various numbers of Brushes and Springs. Order as needed.

**BEAVER METROPOLITAN COACH
BROCKWAY**

BEAVER METROPOLITAN COACH — Cont'd

PARTS FOR CONTACT CONTROLLED DISTRIBUTORS — Cont'd

**CONTACT ASSEMBLY CONVERSION
TABLE**

Heavy Duty Assembly	Heavy Duty Pierced Assembly	Standard Assembly
A40H	A40V	A40

EPOXY COIL CONVERSION TABLE

Oil Filled	Epoxy
E1	E80
E40	E81

STARTING SYSTEM PARTS

Year	Model or Engine	Volts	Starter No.	Solenoid Switch	Solenoid Repair Kit	Brush Set ⁷	Brush Spring ⁷	D.E. Bushing	C.E. Bushing	C.E. Washer	Starter Lever
1955-54	31PT, 35PT, B31PT, B35PT, B40PT; RE0361-A, 450, 450-A Eng.	6/12	790, 1109005	S72	N/R	X344	N/A	SB137	SB65	N/A	N/A
1955-54	31PT, 35PT, B31PT, B35PT, B40PT; RE0361-A, 450, 450-A Eng.	6/12	1108405	S72	N/R	N/A	N/A	SB137	N/A	N/A	N/A

SWITCHES/RELAYS/LIGHT SOCKETS & CONNECTORS

RELAYS

Year	Model or Engine	Part No.
HORN RELAY		
1955-44	All	R132

BROCKWAY

PARTS FOR CONTACT CONTROLLED DISTRIBUTORS

Year	Model or Engine	Distributor No.	Contact Assembly ¹	Con-denser	Cap	Rotor	Ignition Coil ^{2,6}
6 CYLINDER							
1971-44	Prestolite Equipped All Eng. All Models	IAD, IGC Series	A81	G124	C123	D103	E502 ¹¹
1966-56	Delco Equipped All Eng. All Models	1111434	A40H	G102A	N/A	N/A	E502 ⁵
1966-56	Delco Equipped All Eng. All Models	1111865	A40H	G102A	N/A	N/A	E502 ⁵
1966-56	Delco Equipped All Eng. All Models	1112439	A40H	G102A	C151	D132	E502 ⁵
1966-56	Delco Equipped All Eng. All Models	1112679	A103M	●G126	N/A	●D152	E502 ⁵
1966-52	All Mallory Equipped	YD-348G, YD-378A	WS28	N/A	C209	D104	E502 ¹¹

● A Borg-Warner Brand "P" Version Also Available See Inside Back Cover.

¹ For Optional Contact Assemblies, refer to Conversion Chart following Distributor Parts Table.

² When Coil Bracket is required, refer to Illustrated Buyers Guide — ICB Prefix.

⁵ Use E1 Coil if 6 Volt.

⁶ For Optional Epoxy Coils, refer to Conversion Chart following Distributor Parts Table.

⁷ Starters require various numbers of Brushes and Springs. Order as needed.

¹¹ Use E5 Coil if 6 Volt.

BROCKWAY — Cont'd

PARTS FOR CONTACT CONTROLLED DISTRIBUTORS — Cont'd

Year	Model or Engine	Distributor No.	Contact Assembly ¹	Con-denser	Cap	Rotor	Ignition Coil ^{2,6}
6 CYLINDER — Cont'd							
1949-44	88WH, 128W, 146B, 146W, M146W.....	IGC-4601-1, 1A-2	A70	G124	N/A	N/A	E1
1949-44	260XW, 260XWL.....	IGE-4003H-1	A70 ^{2,3}	G124	N/A	N/A	E40
1942-41	L21, L25, L31, L37.....	—	A70	G127	N/A	N/A	E5

CONTACT ASSEMBLY CONVERSION TABLE

Heavy Duty Assembly	Heavy Duty Pierced Assembly	Standard Assembly	Performance Assembly
A40H	A40V	A40	N/A
A103M	●A109V	A109	A109

EPOXY COIL CONVERSION TABLE

Oil Filled	Epoxy
E5	E80
E1	E80
E502	E81
E40	E81

CHARGING SYSTEM PARTS

PARTS FOR ALTERNATORS

Year	Model or Engine	Volts	Amps.	Alternator No.	Voltage Regulator	Brush Set	Brush & Holder Assembly	Positive Diode (3 Used)	Negative Diode (3 Used)	Diode Trio	Alternator Con-denser
1971-69	All Delco Equipped.....	12	62	1117756, 763	R293	X355	N/A	N/A	N/A	N/R	N/A
1971-69	All Delco Equipped.....	12	62	1117754	N/A	X368	N/A	N/A	N/A	N/R	N/A
1971-69	All Delco Equipped.....	12	60, 85	1117057, 058	R293	N/A	N/A	N/A	N/A	N/R	N/A

PARTS FOR GENERATORS

Year	Model or Engine	Volts	Amps.	Generator No.	Voltage Regulator	Voltage Regulator Fuse	Brush Set	Brush Spring (2 Used)	Bushing
1968-55	All Prestolite Equipped	12	30	GHM Series	R185	RF35	X275	N/A	N/A
1968-55	All Prestolite Equipped	12	40	GGA Series	N/A	N/A	N/A	N/A	N/A
1968-50	All Delco Equipped.....	12	50	1106822	R187 ¹⁷	N/A	X263	N/A	N/A
1968-50	All Delco Equipped.....	12	48-52	1106825, 913	R187	N/A	X263	N/A	N/A
1968-50	All Delco Equipped.....	12	50-55	1106978, 979	R309	N/A	N/A	N/A	N/A
1968-50	All Delco Equipped.....	12	50-55	1106103, 104, 933	¹⁶	N/A	X263	N/A	N/A
1967-44	All Prestolite Equipped	6	30	GEB-6001	R118	RF45	N/A	N/A	N/A
1967-44	All Prestolite Equipped	6	40	GGA-6001H, AK	R183	RF45	N/A	N/A	N/A
1966-49	All Prestolite Equipped	6	50	GGU-6001, GGU-6007	N/A	RF45	X260	N/A	GB202

● A Borg-Warner Brand "P" Version Also Available See Inside Back Cover.

¹ For Optional Contact Assemblies, refer to Conversion Chart following Distributor Parts Table.

² When Coil Bracket is required, refer to Illustrated Buyers Guide — ICB Prefix.

⁶ For Optional Epoxy Coils, refer to Conversion Chart following Distributor Parts Table.

¹⁶ R320 if Negative Ground; R309 if Positive Ground.

¹⁷ R320 if Negative Ground Double Contact.

²³ Two required.

BROCKWAY — Cont'd

STARTING SYSTEM PARTS

Year	Model or Engine	Volts	Starter No.	Solenoid Switch	Solenoid Repair Kit	Brush Set ⁷	Brush Spring ⁷	D.E. Bushing	C.E. Bushing	C.E. Washer	Starter Lever
1973-67	All Delco Equipped	12	1113018, 019, 79	N/A	N/R	X291	SC206	N/A	SB138	N/A	N/A
1973-67	All Delco Equipped	12	1113139, 164, 179	S120	SR24	X291	SC206	SB148	SB138	SC177	N/A
1973-67	All Delco Equipped	12	1113700, 703	N/A	N/R	X346	SC902	N/A	SB141	N/A	N/A
1973-67	All Delco Equipped	12	1113708	S116	N/R	X346	SC902	N/A	SB141	SB137	N/A
1973-67	All Delco Equipped	12	1114000	N/A	N/R	X346	SC902	SB102	SB141	SB137	N/A
1973-67	All Delco Equipped	12	1114087	S727	N/R	X306	SC902	SB102	SB141	SC602	SC182
1973-67	All Delco Equipped	12	1114089	N/A	N/R	X346	SC902	SB131	SB141	SB137	N/A
1973-67	All Delco Equipped	12	1114056, 070, 072, 074, 076, 086, 088, 090, 128, 136, 158	S725	*	X347	SC902	SB131	SB141	SC602	SC182
1973-67	All Delco Equipped	24	1113831, 914, 598, 959	S726	9	X306	SC902	SB131	SB141	SC602	SC182
1969-66	All Prestolite Equipped.....	12	MAS-4102	S5	N/R	N/A	SC208	SB136	SB139	N/A	N/A
1969-44	All Prestolite Equipped.....	12	ML-4301, 04, 48	S5	N/R	X329	SC208	N/A	SB139	N/A	N/A
1967-44	All Prestolite Equipped.....	12	MAS-4003	S5	N/R	N/A	SC208	SB136	N/A	N/A	N/A
1967-44	All Prestolite Equipped.....	6	MAB-4071, 82	S5	N/R	X327	N/A	SB136	SB59	N/A	N/A
1967-44	All Prestolite Equipped.....	6	MCL-6009B	S5	N/R	N/A	N/A	N/A	N/A	N/A	N/A
1967-44	All Prestolite Equipped.....	6	ML-4180	S5	N/R	N/A	N/A	SB136	N/A	N/A	N/A
1967-44	All Prestolite Equipped.....	6	ML-4303, 18	S5	N/R	X329	N/A	SB136	SB139	N/A	N/A

STARTER DRIVES

Year	Model or Engine	Part No.	Year	Model or Engine	Part No.
1973-67	All Eng. All Models w/Str. 1113831, 1113914, 1113958, 1114056, 1114070, 1114072, 1114074, 1114076, 1114086, 1114087, 1114088, 1114090, 1114128.....	SD486	1973-67	All Eng. All Models w/Str. 1113959, 1114136, 1114158.....	SD489
			1967-44	All Eng. All Models MAB-4071, MAS-4003, ML-4180, ML-4303, ML-4318.....	SD135

⁷ Starters require various numbers of Brushes and Springs. Order as needed.

⁸ SR13 for Solenoids w/Oval Face Plate; SR26 for Solenoids w/Square Face Plate.

⁹ SR14 for Solenoids w/Oval Face Plate; SR27 for Solenoids w/Square Face Plate.

BROCKWAY — Cont'd

SWITCHES/RELAYS/LIGHT SOCKETS & CONNECTORS

CONNECTORS & LIGHT SOCKETS

Year	Model or Engine	Part No.
HEADLIGHT CONNECTOR		
1971-55	All w/Sealed Beam — 2 Prong	PT31
1971-55	All w/Sealed Beam — 3 Prong	PT20

RELAYS

Year	Model or Engine	Part No.
HORN RELAY		
1971-44	All 6 Volt	R102
1971-44	All 12 Volt	R132

SWITCHES

Year	Model or Engine	Part No.	Year	Model or Engine	Part No.
CIRCUIT BREAKER			CIRCUIT BREAKER — Cont'd		
Universal Type — To Replace Tubular Glass Fuses			Universal Type — To Replace "Autofuse" Type — Cont'd		
1973-55	All Eng. All Models w/10 Amp	CB12	1973-70	All Eng. All Models w/12 Amp	CB212
1973-55	All Eng. All Models w/15 Amp	CB11	1973-70	All Eng. All Models w/15 Amp	CB215
1973-55	All Eng. All Models w/20 Amp	CB8	1973-70	All Eng. All Models w/20 Amp	CB220
1973-55	All Eng. All Models w/25 Amp	CB10	1973-70	All Eng. All Models w/25 Amp	CB225
1973-55	All Eng. All Models w/30 Amp	CB7	1973-70	All Eng. All Models w/30 Amp	CB230
1973-55	All Eng. All Models w/40 Amp	CB6	DIMMER SWITCH		
1973-55	All Eng. All Models w/50 Amp	CB14	1973-44	All	DS118
Universal Type — To Replace "Autofuse" Type			STOPLIGHT SWITCH		
1973-70	All Eng. All Models w/5 Amp	CB205	1971-49	All Exc. Booster Brakes	S192
1973-70	All Eng. All Models w/6 Amp	CB206	1971-49	All w/Booster Brakes	S193
1973-70	All Eng. All Models w/8 Amp	CB208			
1973-70	All Eng. All Models w/10 Amp	CB210			

CANADIAN CAR AND FOUNDRY LTD.

PARTS FOR CONTACT CONTROLLED DISTRIBUTORS

Year	Model or Engine	Distributor No.	Contact Assembly ¹	Con-denser	Cap	Rotor	Ignition Coil ^{2,6}
6 CYLINDER							
1954-51	IGW-29	1112357	A40H	G102A	C16A ³	D10	E40
1950-49	C-36	4145	N/A	N/A	N/A	N/A	E40
1950-49	CCB-1C-37, 41	4144	N/A	N/A	N/A	N/A	E40

CONTACT ASSEMBLY CONVERSION TABLE

Heavy Duty Assembly	Heavy Duty Pierced Assembly	Standard Assembly
A40H	A40V	A40

EPOXY COIL CONVERSION TABLE

Oil Filled	Epoxy
E40	E81

¹ For Optional Contact Assemblies, refer to Conversion Chart following Distributor Parts Table.

² When Coil Bracket is required, refer to Illustrated Buyers Guide — ICB Prefix.

³ C80 Dust Cover also available.

⁶ For Optional Epoxy Coils, refer to Conversion Chart following Distributor Parts Table.

CANADIAN CAR AND FOUNDRY LTD. — Cont'd

CHARGING SYSTEM PARTS

PARTS FOR GENERATORS

Year	Model or Engine	Volts	Amps.	Generator No.	Voltage Regulator	Voltage Regulator Fuse	Brush Set	Brush Spring (2 Used)	Bushing
1958-56	MK-1	12	—	—	R187	N/A	X263	N/A	N/A
1954-51	IGW-29	12	—	977	N/A	N/A	X263	N/A	N/A

STARTING SYSTEM PARTS

Year	Model or Engine	Volts	Starter No.	Solenoid Switch	Solenoid Repair Kit	Brush Set ⁷	Brush Spring ⁷	D.E. Bushing	C.E. Bushing	C.E. Washer	Starter Lever
1954-51	IGW-29	12	713	●S58	N/R	X344	N/A	SB137	SB65	N/A	N/A

CHEVROLET

PARTS FOR ELECTRONIC DISTRIBUTORS

Section 1 — Tune Up Parts

Year	Model or Engine	Cap	Rotor	Control Module Δ	Pick-Up Assembly	Ignition Coil
6 CYLINDER						
1987-78	292 (4.8L) Eng.	●C198	●D157	●CBE4	ME9	●E42
1977-75	292 (4.8L) Eng.	●C187	●D158	●CBE4	ME9	E41
8 CYLINDER						
1998	454 (7.4L) Eng. F-60, F-70	N/A	N/A	N/A	N/A	E46
1998-97	366 (6.0L) Eng. F-60, F-70 w/Dist. 1104048.....	●C266	D235	CBE37	N/A	E46
1998-96	366 (6.0L), 427 (7.0L) Eng. C-60, C-70 w/Dist. 1103992.....	●C266	D235	CBE37	N/A	E46
1998-93	366 (6.0L), 427 (7.0L) Eng. B-70 w/Dist. 1103992, 1104048.....	●C266	D235	CBE37	N/A	E46
1996-94	427 (7.0L) Eng. B-70 LP Gas	●C266	●D220	CBE37	N/A	E46
1996-92	366 (6.0L), 427 (7.0L) Eng. P-60 w/Dist. 1103992, 1104048.....	●C266	D235	CBE37	N/A	E46
1995-92	366 (6.0L), 427 (7.0L) Eng. C-60, C-70 w/Dist. 1103927.....	●C266	D225	CBE37	N/A	E46
1993	366 (6.0L), 427 (7.0L) Eng. B-70 w/Dist. 1103927.....	●C266	D225	CBE37	N/A	E46
1993-92	366 (6.0L), 427 (7.0L) Eng. P-60 w/Dist. 1103927.....	●C266	D225	CBE37	N/A	E46
1991-90	427 (7.0L) Eng. C-50, C-60, C-70 w/T.B.I.	●C266	●D220	CBE37	ME54	E46
1991-88	366 (6.0L) Eng. C-50, C-60, C-70 w/T.B.I.	●C266	●D220	CBE37	ME54	E46
1990-88	350 (5.7L) Eng.	●C197	●D157	●CBE4	ME11	●E42
1990-88	366 (6.0L) Eng. Exc. T.B.I.	●C197	●D157	●CBE4	ME11	●E42
1990-88	427 (7.0L) Eng. Exc. T.B.I.	●C197	●D157	●CBE4	ME11	●E42
1987-79	350 (5.7L), 366 (6.0L), 427 (7.0L), 454 (7.4L) Eng.	●C197	●D157	●CBE4	ME11	●E42
1978	350 (5.7L) Eng. Exc. Cal.	●C197	●D157	●CBE4	ME11	●E42
1978	350 (5.7L) Eng. Cal.	●C197	●D157	●CBE4	ME11	●E42

● A Borg-Warner Brand "P" Version Also Available See Inside Back Cover.

Δ Use CL80 Heat Sink Compound on all metal surfaces of this module.

⁷ Starters require various numbers of Brushes and Springs. Order as needed.

CHEVROLET — Cont'd

PARTS FOR ELECTRONIC DISTRIBUTORS — Cont'd

Section 1 — Tune Up Parts — Cont'd

Year	Model or Engine	Cap	Rotor	Control Module Δ	Pick-Up Assembly	Ignition Coil
8 CYLINDER — Cont'd						
1978-77	366 (6.0L), 427 (7.0L) Eng.....	●C197	●D157	●CBE4	ME11	●E42
1977	350 (5.7L) Eng.....	●C197	●D157	●CBE4	ME11	●E42
1976-75	350 (5.7L), 366 (6.0L), 427 (7.0L) Eng. Cal.....	●C197	●D157	●CBE4	ME11	●E42

Section 2 — Service Parts

Year	Model or Engine	Cap Cover	Resistor Brush	Plug Wire Retaining Ring	Coil Ground Wire or Strap	Capacitor or Terminal Block
6 CYLINDER						
1987-86	292 (4.8L) Eng.....	C198A	C210A	WR1	DL66	G204
1985-78	292 (4.8L) Eng.....	C198A	C210A	WR1	DL66	G201
1977-75	292 (4.8L) Eng.....	N/R	N/R	N/R	N/R	G84
8 CYLINDER						
1990-88	350 (5.7L) Eng.....	C185	C210A	WR1	DL66	G201
1990-88	366 (6.0L), 427 (7.0L) Eng. Exc. T.B.I.....	C185	C210A	WR1	DL66	G201
1987-79	350 (5.7L), 366 (6.0L), 427 (7.0L), 454 (7.4L) Eng....	C185	C210A	WR1	DL66	G201
1978	350 (5.7L) Eng. Exc. Cal.....	C185	C210A	WR1	DL65	G201
1978	350 (5.7L) Eng. Cal.....	C185	C210A	WR1	DL66	G201
1978-77	366 (6.0L), 427 (7.0L) Eng.....	C185	C210A	WR1	DL65	G201
1977	350 (5.7L) Eng.....	C185	C210A	WR1	DL65	G201
1976-75	350 (5.7L), 366 (6.0L), 427 (7.0L) Eng. Cal.....	C185	C210A	WR1	DL65	G201

PCV VALVE

Year	Model or Engine	Part No.	Year	Model or Engine	Part No.
1998	454 (7.4L) Eng. F-60, F-70.....	PCV220	1972-71	350 (5.7L) Series 50 Tilt Cab.....	PCV215
1998-97	366 (6.0L) Eng. F-60, F-70.....	PCV210	1972-69	366 (6.0L), 427 (7.0L) Eng.....	PCV215
1998-93	366 (6.0L), 427 (7.0L) Eng. B-70.....	PCV210	1970-69	292 (4.8L) Eng.....	PCV215
1997	366 (6.0L), 427 (7.0L) Eng. C-60, C-70.....	PCV210	1970-69	350 (5.7L) Eng.....	PCV219
1996-92	366 (6.0L), 427 (7.0L) Eng. P-60.....	PCV210	1970-68	250 (4.1L) Eng.....	PCV219
1996-90	427 (7.0L) Eng. C-50, C-60, C-70 w/T.B.I.....	PCV210	1968	292 (4.8L), 350 (5.7L), 366 (6.0L), 427 (7.0L) Eng. 1st Design.....	PCV213
1996-88	366 (6.0L) Eng. C-50, C-60, C-70 w/T.B.I.....	PCV210	1968	292 (4.8L), 350 (5.7L), 366 (6.0L), 427 (7.0L) Eng. 2nd Design.....	PCV215
1990-88	350 (5.7L) Eng.....	PCV210	1967	250 (4.1L) Eng.....	PCV212
1990-88	366 (6.0L) Eng. Exc. T.B.I.....	PCV220	1967	292 (4.8L) Eng.....	PCV213
1990-88	427 (7.0L) Eng. Exc. T.B.I.....	PCV220	1967	366 (6.0L) Eng. Series 50.....	PCV257
1987-77	292 (4.8L) Eng.....	PCV209	1967	366 (6.0L) Eng. Series 60 Exc. Tilt Cab.....	PCV215
1987-77	350 (5.7L) Eng.....	PCV210	1967	366 (6.0L) Eng. Tilt Cab.....	PCV257
1987-73	366 (6.0L), 427 (7.0L), 454 (7.4L) Eng.....	PCV220	1967	283, 327 Eng.....	PCV257
1978-71	250 (4.1L).....	PCV280	1966	250 (4.1L) Eng. Exc. Low Cab Forward.....	PCV212
1976-73	292 (4.8L) Eng.....	PCV228	1966	366 (6.0L) Eng.....	PCV215
1976-73	350 (5.7L) Eng.....	PCV219	1965-63	8 Cyl. All.....	PCV255
1974-73	305C (5.0L), 379 (6.2L), 432 (7.1L) Eng.....	PCV258 ²³			
1972-71	292 (4.8L) Eng.....	PCV219			
1972-71	350 (5.7L) Exc. Series 50 Tilt Cab.....	PCV219			

DISTRIBUTOR VACUUM CONTROLS

Year	Model or Engine	Part No.	Year	Model or Engine	Part No.
1978-71	6 Cyl. 250 (4.1L) Eng.....	V282	1970	8 Cyl. 350 (5.7L) Eng. 40 Series M.T. Exc. L.P. Gas.....	V280
1974-73	8 Cyl. 350 (5.7L) Eng. CE5000.....	V325	1970	8 Cyl. 40 Series Conv. Cab. w/L.P. Gas.....	V353
1972-71	8 Cyl. 350 (5.7L) Eng. 40 Series.....	V325	1970-69	6 Cyl. All.....	V282

● A Borg-Warner Brand "P" Version Also Available See Inside Back Cover.

Δ Use CL80 Heat Sink Compound on all metal surfaces of this module.

²³ Two required.

CHEVROLET — Cont'd

PARTS FOR ELECTRONIC DISTRIBUTORS — Cont'd

DISTRIBUTOR VACUUM CONTROLS — Cont'd

Year	Model or Engine	Part No.	Year	Model or Engine	Part No.
1969	8 Cyl. 40 Series.....	V280	1967	8 Cyl. 283 (4.6L) Eng. 40 Series Tilt Cab.....	V280
1968	8 Cyl. 307 (5.0L) Eng. 40 Series Tilt Cab.....	V375	1966-63	6 Cyl. 230 (3.8L), 250 (4.1L) Eng. 50 Series ...	V296
1968-67	6 Cyl. 40 Series Forward Control.....	V282	1966-60	8 Cyl. 40, 50 Series.....	V280
1968-67	6 Cyl. 292 (4.8L) Eng. 50, 60 Series.....	V282	1959	8 Cyl. 283 (4.6L) Eng.....	V280

COMPUTERIZED ENGINE CONTROL COMPONENTS

Year	Model or Engine	Part No.	Year	Model or Engine	Part No.
COOLANT TEMPERATURE SENSOR			ELECTRONIC SPARK CONTROL MODULE —		
8 CYLINDER			Cont'd		
1998	454 (7.4L) Eng. F-60, F-70.....	WT3024	1996-92	366 (6.0L), 427 (7.0L) Eng. P-60.....	ESC110
1998-97	366 (6.0L) Eng. F-60, F-70.....	WT3024	1991-90	366 (6.0L) Eng. C-50.....	ESC110
1998-97	395 (F) (6.5L) Eng. B-70, C-60, C-70.....	WT3000	KNOCK SENSOR		
1997	366 (6.0L), 427 (7.0L) Eng. C-60, C-70.....	WT3024	8 CYLINDER		
1997-96	366 (6.0L), 427 (7.0L) Eng. B-70 Exc. Leaded Fuel.....	WT3024	1996	366 (6.0L), 427 (7.0L) Eng. C-60, C-70.....	S8603
1997-92	366 (6.0L), 427 (7.0L) Eng. C-60, C-70.....	WT3000	1996	366 (6.0L), 427 (7.0L) Eng. B-70, P-60.....	S8603
1996-92	366 (6.0L), 427 (7.0L) Eng. P-60.....	WT3024	1995-93	366 (6.0L), 427 (7.0L) Eng. B-70.....	S8012
1995-93	366 (6.0L) Eng. B-70 Exc. Leaded Fuel.....	WT3024	1995-92	366 (6.0L), 427 (7.0L) Eng. P-60.....	S8012
1991-90	366 (6.0L), 427 (7.0L) Eng. C-50, C-60, C-70...	WT3000	MANIFOLD AIR TEMPERATURE SENSOR		
1990-89	366 (6.0L) Eng. w/T.B.I.....	WT3000	8 CYLINDER		
CRANKSHAFT POSITION SENSOR			8 CYLINDER		
1997	395 (F) (6.5L) Eng. B-70, C-60, C-70.....	CSS25	1998-97	395 (F) (6.5L) Eng. B-70, C-60, C-70.....	WT3041
ELECTRONIC SPARK CONTROL MODULE			OXYGEN SENSOR		
8 CYLINDER			8 CYLINDER		
1998	454 (7.4L) Eng. F-60, F-70.....	ESC110	1998	454 (7.4L) Eng. F-60, F-70 Front.....	OS822 ²³
1998-97	366 (6.0L) Eng. F-60, F-70.....	ESC110	1998	454 (7.4L) Eng. F-60, F-70 Rear.....	OS823
1998-90	366 (6.0L), 427 (7.0L) Eng. C-60, C-70.....	ESC110	1996-93	366 (6.0L) Eng. B-70.....	OS103
1997-94	427 (7.0L) Eng. B-70.....	ESC110	1996-92	366 (6.0L), 427 (7.0L) Eng. P-60.....	OS103
1997-93	366 (6.0L) Eng. B-70.....	ESC110	1996-90	366 (6.0L), 427 (7.0L) Eng. C-60, C-70.....	OS103
			1991-90	366 (6.0L) Eng. C-50.....	OS103

PARTS FOR CONTACT CONTROLLED DISTRIBUTORS

Year	Model or Engine	Distributor No.	Contact Assembly ¹	Con-denser	Cap	Rotor	Ignition Coil ^{2,6}
6 CYLINDER							
1975-71	250 (4.1L), 292 (4.8L) Eng.....	1110486, 489, 518, 520	A103M	●G126	●C168	●D152	●E30 ²⁴
1974-73	305 (5.0L), 379 (6.2L), 432 (7.1L), 478 (7.8L) Eng....	1110478, 1112674	A103M	●G126	●C168	●D152	●E30 ²⁴
1974-71	478 S/N (7.8L) Eng.....	1110451	A103M	●G126	●C168	●D152	●E30 ²⁴
1972-71	305 (5.0L), 351 (5.8L), 401 (6.6L), 478 (7.8L) Eng....	1110471, 478	A103M	●G126	●C168	●D152	●E30 ²⁴
1970-63	230 (3.8L), 250 (4.1L), 292 (4.8L) Eng.....	All	A103M	●G126	●C168	●D152	●E30 ²⁴
1962-56	235 (3.9L), 261 (4.3L) Eng.....	All	A40H	G102A	C151	D132	●E30 ²⁴
1955	All 6 Volt.....	1112388, 389, 396, 400	A40H	G102A	C151	D132	E1
1955	All 12 Volt.....	1112403, 407	A40H	G102A	C151	D132	●E30 ²⁴

● A Borg-Warner Brand "P" Version Also Available See Inside Back Cover.

¹ For Optional Contact Assemblies, refer to Conversion Chart following Distributor Parts Table.

² When Coil Bracket is required, refer to Illustrated Buyers Guide — ICB Prefix.

⁶ For Optional Epoxy Coils, refer to Conversion Chart following Distributor Parts Table.

²³ Two required.

²⁴ E500HP Performance Coil also available.

CHEVROLET — Cont'd

PARTS FOR CONTACT CONTROLLED DISTRIBUTORS — Cont'd

Year	Model or Engine	Distributor No.	Contact Assembly ¹	Con-denser	Cap	Rotor	Ignition Coil ^{2,6}
6 CYLINDER — Cont'd							
1954	235 (3.9L), 261 (4.3L) Eng.	1112388, 392, 396	A40H	G102A	C151	D132	E1
1953	216 (3.5L) Eng.	1112362	A40H	G102A	C16 ²⁶	D10	E1
1953	235 (3.9L) Eng.	1112389, 391	A40H	G102A	C151	D132	E1
1952-49	All Exc. Canada Model 17.....	All	A40H	G102A	C16 ²⁶	D10	E1
1952-49	Canada Model 17.....	All	A40H	G102A	C16 ²⁶	D10	E1
8 CYLINDER							
1976-75	350 (5.7L) Eng. CE5000 Exc. Cal.	1112149	●A120	●G120A	●C158	●D138	E31 ²⁴
1976-75	350 (5.7L) Eng. CE/TE6000 Exc. Cal.	1111364, 373	●A120	G102A	●C158	D137R ³⁰	E31 ²⁴
1976-75	350 (5.7L) Eng. SE6000 Exc. Cal.	1111384	●A120	G102A	●C158	●D138	E31 ²⁴
1976-75	366 (6.0L), 427 (7.0L) Eng. Exc. Cal.	1111328, 379, 381	●A120	G102A	●C158	●D138	E31 ²⁴
1974-73	350 (5.7L) Eng. Exc. CE5000	1111369	●A120	G102A	●C158	D137R ³⁰	E31 ²⁴
1974-73	350 (5.7L) Eng. CE5000	1112048	●A120	●G120A	●C158	D137R ³⁰	E31 ²⁴
1974-71	366 (6.0L), 427 (7.0L) Eng.	1111365, 370	●A120	G102A	●C158	D137R ³⁰	E31 ²⁴
1972-71	350 (5.7L) Eng. Exc. CE4000, 4500	1111364, 369	●A120	G102A	●C158	D137R ³⁰	E31 ²⁴
1972-71	350 (5.7L) Eng. CE4000, 4500	1112048	●A120	●G120A	●C158	D137R ³⁰	E31 ²⁴
1972-71	637 (10.4L) Eng.	1111985	●A120	●G120A	●C158	D137R ³⁰	●E30 ²⁴
1970-69	350 (5.7L) Eng. 40 Series.....	1111495	●A120	●G120A	●C158	D137R ³⁰	E31 ²⁴
1970-69	350 (5.7L) Eng. 50 Series.....	1111338	●A120	G102A	●C158	D137R ³⁰	E31 ²⁴
1970-68	366 (6.0L), 427 (7.0L) Eng. Exc. Mag. Pulse	1111327, 336, 337	●A120	G102A	●C158	D137R ³⁰	E31 ²⁴
1970-68	366 (6.0L), 427 (7.0L) Eng. w/Mag. Pulse	1111328, 346	N/R	N/R	●C158	D137R ³⁰	E31 ²⁴
1968	307 (5.0L) Eng.	1111257, 439	●A120	●G120A	●C158	D137R ³⁰	E31 ²⁴
1968	327 (5.4L) Eng. w/2 Bbl. Carb.	1111297, 298	●A120	●G120A	●C158	D137R ³⁰	E31 ²⁴
1968	327 (5.4L) Eng. w/4 Bbl. Carb.	1111304, 305, 1112795	●A120	G102A	●C158	D137R ³⁰	E31 ²⁴
1967-66	283 (4.6L) Eng.	1111114, 150	●A120	●G120A	●C158	D137R ³⁰	●E30 ²⁴
1967-66	327 (5.4L) Eng.	1111107, 152, 193, 249	●A120	●G120A	●C158	D137R ³⁰	●E30 ²⁴
1967-66	327 (5.4L) Eng.	1111304, 1112795	●A120	G102A	●C158	D137R ³⁰	●E30 ²⁴
1967-66	366 (6.0L) Eng. Exc. Mag. Pulse	1111309, 319	●A120	G102A	●C158	D137R ³⁰	●E30 ²⁴
1967-66	366 (6.0L) Eng. w/Mag. Pulse.....	1111303	N/R	N/R	●C158	D137R ³⁰	●E30 ²⁴
1965-64	283 (4.6L) Eng. Exc. Mag. Pulse	1111015	●A120	●G120A	●C158	D137R ³⁰	●E30 ²⁴
1965-64	283 (4.6L), 327 (5.4L), 348 (5.7L), 409 (6.7L) Eng. w/Mag. Pulse.....	1111066, 307, 308, 1112798, 799, 800	N/R	N/R	●C158	D137R ³⁰	●E30 ²⁴
1965-64	327 (5.4L), 348 (5.7L), 409 (6.7L) Eng. Exc. Mag. Pulse	1111304, 305, 306, 1112756, 764, 765, 767, 785, 786, 787, 790, 795, 796, 797	●A120	G102A	●C158	D137R ³⁰	●E30 ²⁴

● A Borg-Warner Brand "P" Version Also Available See Inside Back Cover.

¹ For Optional Contact Assemblies, refer to Conversion Chart following Distributor Parts Table.

² When Coil Bracket is required, refer to Illustrated Buyers Guide — ICB Prefix.

⁶ For Optional Epoxy Coils, refer to Conversion Chart following Distributor Parts Table.

²⁴ E500HP Performance Coil also available.

²⁶ C16A Heavy Duty Cap also available.

³⁰ ●D138 Optional Rotor also available.

CHEVROLET

CHEVROLET — Cont'd

PARTS FOR CONTACT CONTROLLED DISTRIBUTORS — Cont'd

Year	Model or Engine	Distributor No.	Contact Assembly ¹	Con-denser	Cap	Rotor	Ignition Coil ^{2,6}
8 CYLINDER — Cont'd							
1963-62	283 (4.6L) Eng.	1110947, 1111015	●A120	●G120A	●C158	D137R ³⁰	●E30 ²⁴
1963-62	327 (5.4L), 348 (5.7L), 409 (6.7L) Eng.	1112756, 764, 765, 767, 769, 770, 785, 786, 787, 790	●A120	G102A	●C158	D137R ³⁰	●E30 ²⁴
1961-58	283 (4.6L) Eng.	1110920, 947	●A120	●G120A	●C158	D137R ³⁰	●E30 ²⁴
1961-58	283 (4.6L) Eng.	1112720, 721, 725, 726, 732, 738	●A120	G102A	●C158	D137R ³⁰	●E30 ²⁴
1961-58	348 (5.7L) Eng.	1112715, 727, 728, 729, 756	●A120	G102A	●C158	D137R ³⁰	●E30 ²⁴
1957	283 (4.6L) Eng.	1110874	●A120	●G120A	●C158	D137R ³⁰	●E30 ²⁴
1957	283 (4.6L), 322 (5.3L) Eng.	1112343, 349, 350, 702, 703, 712, 720, 721	●A120	G102A	●C158	D137R ³⁰	●E30 ²⁴
1956-55	265 (4.3L) Eng.	1110847	A75V	G102A	C145	D134	●E30 ²⁴
1956-55	265 (4.3L), 322 (5.3L) Eng.	1112330, 331, 343, 701, 702, 703, 707	●A120	G102A	●C158	D137R ³⁰	●E30 ²⁴

CONTACT ASSEMBLY CONVERSION TABLE

Heavy Duty Assembly	Heavy Duty Pierced Assembly	Standard Assembly	Performance Assembly	One-Piece Contact Condenser Assembly
A40H ●A120 A103M	A40V A120V ●A109V	A40 ●A120 A109	N/A A120V A109	N/A ●A2120 N/A

EPOXY COIL CONVERSION TABLE

Oil Filled	Epoxy
E1	E80
●E30	E82

LEAD WIRES

Year	Model or Engine	Primary	Ground	Year	Model or Engine	Primary	Ground
1976-75	All 8 Cyl. w/o H.E.I. Exc. CE5000.....	DL24	N/A	1965-57	8 Cyl. 327 (5.4L), 348 (5.7L) Eng.	DL24	N/A
1974-71	All 8 Cyl.....	DL24	N/A	1965-57	8 Cyl. Exc. 327 (5.4L), 348 (5.7L) Eng.	DL29	N/A
1974-57	All 6 Cyl.....	DL24	N/A	1956-55	All 8 Cyl.....	DL71	DL70
1970-66	8 Cyl. All Standard	DL29	N/A				
1970-66	8 Cyl. w/Dist. 1111309, 337, 338, 1112795.....	DL24	N/A				

● A Borg-Warner Brand "P" Version Also Available See Inside Back Cover.

¹ For Optional Contact Assemblies, refer to Conversion Chart following Distributor Parts Table.

² When Coil Bracket is required, refer to Illustrated Buyers Guide — ICB Prefix.

⁶ For Optional Epoxy Coils, refer to Conversion Chart following Distributor Parts Table.

²⁴ E500HP Performance Coil also available.

³⁰ ●D138 Optional Rotor also available.

CHEVROLET — Cont'd

CUSTOM IGNITION WIRE SETS

Year	Cyl.	Model	Engine	Part No.
6 CYLINDER				
1988-86	L6	C-50 & Up	4.8 Ltr. (292")	CH625
1985	L6	C-50 & Up	4.8 Ltr. (292")	CH625
1984	L6	C-50 & Up	4.8 Ltr. (292")	CH625
1983	L6	C-50 & Up	4.8 Ltr. (292")	CH625
1982	L6	C-50 & Up	4.8 Ltr. (292")	CH625
1981	L6	C-50 & Up	4.8 Ltr. (292")	CH625
1980	L6	C-50 & Up	4.8 Ltr. (292")	CH625
1979	L6	C-50 & Up	(292")	CH625
1978	L6	C-50 & Up	(292")	CH625
1977	L6	C-50 & Up w/H.E.I.	(250"), (292")	CH621
1976	L6	C-50 & Up w/H.E.I.	(250"), (292")	CH621
1975	L6	C-50 & Up Exc. H.E.I.	(250"), (292")	CH624
	L6	C-50 & Up w/H.E.I.	(250"), (292")	CH621
1974	L6	C-50 & Up	(292")	CH624
1973	L6	C-50 & Up	(292")	CH624
1972	L6	C-40 & Up	(292")	CH624
1971	L6	C-40 & Up	(292")	CH624
1970	L6	All Models	(292")	CH624
1969-65	L6	All Models	All	CH624
8 CYLINDER				
1994-90	V8	C-50 & Up	6.0 Ltr. (366"-B)	CH7836
	V8	C-50 & Up	7.0 Ltr. (427"-E)	CH7836
1989	V8	C-50 & Up	5.7 Ltr. (350"-M)	CH837
	V8	C-50 & Up	6.0 Ltr. (366")	CH8832
	V8	C-50 & Up	7.0 Ltr. (427")	CH8832
1988-86	V8	C-50 & Up	5.7 Ltr. (350"-M)	CH837
	V8	C-50 & Up	6.0 Ltr. (366")	CH8832
	V8	C-50 & Up	7.0 Ltr. (427")	CH8832
1985	V8	C-50 & Up	5.7 Ltr. (350")	CH837
	V8	C-50 & Up w/Cast Iron Exhaust Manifold	6.0 Ltr. (366")	CH855
	V8	C-50 & Up w/Cast Iron Exhaust Manifold	7.0 Ltr. (427")	CH855
1984	V8	C-50 & Up	5.7 Ltr. (350")	CH837
	V8	C-50 & Up	6.0 Ltr. (366")	CH855
	V8	C-50 & Up	7.0 Ltr. (427")	CH855
1983	V8	C-50 & Up	5.0 Ltr. (305")	CH837
	V8	C-50 & Up	5.7 Ltr. (350")	CH837
	V8	C-50 & Up	6.0 Ltr. (366")	CH855
	V8	C-50 & Up	6.6 Ltr. (402")	CH855
	V8	C-50 & Up	7.0 Ltr. (427")	CH855
	V8	C-50 & Up	7.4 Ltr. (454")	CH855
1982	V8	C-50 & Up	5.0 Ltr. (305")	CH837
	V8	C-50 & Up	5.7 Ltr. (350")	CH837
	V8	C-50 & Up	6.0 Ltr. (366")	CH855
	V8	C-50 & Up	7.0 Ltr. (427")	CH855
1981	V8	C-50 & Up	5.7 Ltr. (350")	CH837
	V8	C-50 & Up	6.0 Ltr. (366")	CH855
	V8	C-50 & Up	7.0 Ltr. (427")	CH855
1980	V8	C-50 & Up	5.7 Ltr. (350")	CH837

CHEVROLET

CHEVROLET — Cont'd

CUSTOM IGNITION WIRE SETS — Cont'd

Year	Cyl.	Model	Engine	Part No.
8 CYLINDER — Cont'd				
1980 (Cont'd)	V8	C-50 & Up	6.0 Ltr. (366")	CH855
	V8	C-50 & Up	6.6 Ltr. (400")	CH836
	V8	C-50 & Up	7.0 Ltr. (427")	CH855
	V8	C-50 & Up	7.4 Ltr. (454")	CH855
1979	V8	C-50 & Up	(350")	CH837
	V8	C-50 & Up	(366")	CH855
	V8	C-50 & Up	(427")	CH855
	V8	C-50 & Up	(454")	CH855
1978	V8	C-50 & Up	(305")	CH837
	V8	C-50 & Up	(350")	CH837
	V8	C-50 & Up	(366")	CH855
	V8	C-50 & Up	(427")	CH855
	V8	C-50 & Up	(454")	CH855
1977	V8	C-50 & Up	(305")	CH837
	V8	C-50 & Up	(350")	CH837
	V8	C-50 & Up	(366")	CH855
	V8	C-50 & Up	(427")	CH855
	V8	C-50 & Up	(454")	CH855
1976	V8	C-50 & Up w/H.E.I.	(350")	CH836
	V8	C-50 & Up w/H.E.I.	(366")	CH855
	V8	C-50 & Up w/H.E.I.	(427")	CH855
1975	V8	C-50 & Up Exc. H.E.I., (Hypalon), Exc. MD ABV Plugs	(350")	CH810
	V8	C-50 & Up Exc. H.E.I., Exc. MD ABV Plugs	(350")	CH826
	V8	C-50 & Up Exc. H.E.I., Exc. MD BLW Plugs	(350")	CH826
	V8	C-50 & Up w/H.E.I.	(350")	CH836
	V8	C-50 & Up	(366")	CH855
	V8	C-50 & Up Exc. H.E.I.	(400")	CH826
	V8	C-50 & Up Exc. H.E.I., (Hypalon)	(400")	CH810
	V8	C-50 & Up w/H.E.I.	(400")	CH836
	V8	C-50 & Up w/H.E.I.	(427")	CH855
	V8	C-50 & Up	(454")	CH851
1974	V8	C-50 & Up (Hypalon), w/Exh. Mfid. Above Plugs	(350")	CH810
	V8	C-50 & Up w/Exh. Mfid. Below Plugs	(350")	CH826
	V8	C-50 & Up w/Exh. Mfid. Above Plugs	(350")	CH826
	V8	C-50 & Up	(366")	CH7806
	V8	C-50 & Up	(366")	CH855
	V8	C-50 & Up	(427")	CH7806
1973	V8	C-50 & Up (Hypalon), w/Exh. Mfid. Above Plugs	(350")	CH810
	V8	C-50 & Up w/Exh. Mfid. Above Plugs	(350")	CH826
	V8	C-50 & Up w/Exh. Mfid. Below Plugs	(350")	CH826
1972	V8	C-50 & Up	(350")	CH826
	V8	C-50 & Up	(366")	CH7806
	V8	C-50 & Up	(427")	CH7806
1971	V8	C-50 & Up (Hypalon)	(350")	CH810
	V8	C-50 & Up	(350")	CH826
	V8	C-50 & Up	(366")	CH7806
	V8	C-50 & Up	(427")	CH7806
1970	V8	C-50 & Up (Hypalon)	(350")	CH810
	V8	C-50 & Up	(350")	CH826
	V8	C-50 & Up	(366")	CH7806
	V8	C-50 & Up	(427")	CH7806
1969-67	V8	All Models	(366")	CH822
1969-66	V8	All Models	(427")	CH822
	V8	Series 50 & Up	6.0 Ltr. (366")	CH822
1969-65	V8	All Models (Hypalon)	(265"), (283"), (307"), (327"), (350")	CH810

CHEVROLET — Cont'd

CUSTOM IGNITION WIRE SETS — Cont'd

Year	Cyl.	Model	Engine	Part No.
8 CYLINDER — Cont'd				
1969-65 (Cont'd)	V8	All Models	(265"), (283"), (307"), (327"), (350").....	CH826
1965	V8	All Models	(409").....	CH815

CHARGING SYSTEM PARTS

PARTS FOR ALTERNATORS

Year	Model or Engine	Volts	Amps.	Alternator No.	Voltage Regulator	Brush Set	Brush & Holder Assembly	Positive Diode (3 Used)	Negative Diode (3 Used)	Diode Trio	Alternator Con-denser
1998-97	All	12	124	10480267	R936	X393	X387	SC245 Assembly		N/R	N/A
1998-97	All	12	145	10480192	R936	X393	X387	SC245 Assembly		N/R	N/A
1998-94	All	12	160	19010110	R1003	X613	N/A	SC237 Assembly		SC563	N/A
1998-93	All	12	105	10480093	R936	X392	X386	SC229 Assembly		N/R	N/A
1998-92	All	12	124	10480022	R936	X393	X387	SC245 Assembly		N/R	N/A
1998-91	All	12	145	10480023	R936	X393	X387	SC245 Assembly		N/R	N/A
1998-91	All	12	124	10479959	R936	X393	X387	SC227 Assembly		N/R	N/A
1998-90	All	12	130	19010110	R1003	X613	N/A	SC237 Assembly		SC563	N/A
1998-90	All	12	100	19010112	R1003	X613	N/A	N/A	N/A	SC563	N/A
1997	All	12	105	10480099	R926	X392	X386	SC229 Assembly		N/R	N/A
1997	All	12	124	10480269	R936	X393	X387	SC245 Assembly		N/R	N/A
1997	All	12	130	19010113	R1003	X613	N/A	SC237 Assembly		SC563	N/A
1994-90	All	12	105	1101480	R936	X392	X386	SC229 Assembly		N/R	N/A
1993-91	All	12	160	1117899	R1003	X613	N/A	SC237 Assembly		SC563	N/A
1993-90	All	12	100	1117903	R1003	X613	N/A	SC231 Assembly		SC563	N/A
1993-90	All	12	130	1117904	R1003	X613	N/A	SC237 Assembly		SC563	N/A
1992-90	All	12	60	1117618	R716	N/R	N/R	SC5 Assembly		SC113	N/A
1991	All	12	124	1102605	R936	X393	X387	N/A	N/A	N/R	N/A
1991	All	12	145	1102616	R936	X393	X387	N/A	N/A	N/R	N/A
1991	All	12	160	1117938	R1003	X613	N/A	SC237 Assembly		SC563	N/A
1991-90	All	12	85	1101478	R936	X392	X386	SC229 Assembly		N/R	N/A
1991-90	All	12	105	1117927	R1003	X613	N/A	SC231 Assembly		SC563	N/A
1991-90	All	12	130	1117928	R1003	X613	N/A	SC237 Assembly		SC563	N/R
1991-89	All	12	120	10479915	R718	X308	X356	N/A	N/A	SC563	N/A
1991-88	All	12	42	1105360	●R291	X311	X312	SC111 Assembly		SC113	N/A
1991-88	All	12	80	1105470	R716	X301	X303	SC117 Assembly		SC116	N/A
1991-88	All	12	90	1117732	R716	N/R	N/R	SC117 Assembly		SC228	N/A
1991-88	All	12	100	1100215, 1105473	R716	X301	X303	SC117 Assembly		SC116	N/A
1991-88	All	12	108	1101306	●R291	X308	X356	SC224 Assembly		SC113	N/A
1991-88	All	12	108	1105481	R718	X308	X356	SC224 Assembly		SC113	N/A
1991-88	All	12	120	1101252	●R291	X308	X356	SC227 Assembly		SC563	N/A
1991-88	All	12	120	1105690	R718	X308	X356	SC227 Assembly		SC563	N/A
1991-84	All	12	80	1105465, 470	R716	X301	X303	SC117 Assembly		SC116	N/A

● A Borg-Warner Brand "P" Version Also Available See Inside Back Cover.

CHEVROLET

CHEVROLET — Cont'd

CHARGING SYSTEM PARTS — Cont'd

PARTS FOR ALTERNATORS — Cont'd

Year	Model or Engine	Volts	Amps.	Alternator No.	Voltage Regulator	Brush Set	Brush & Holder Assembly	Positive Diode (3 Used)	Negative Diode (3 Used)	Diode Trio	Alternator Con-denser
1991-84	All	12	100	1105472, 473	R716	X301	X303	SC117 Assembly		SC116	N/A
1991-80	All	12	100	1100096	●R291	X301	X303	SC117 Assembly		SC116	N/A
1991-80	All	12	65, 80, 100	1100216	●R291	X301	X303	SC117 Assembly		SC116	N/A
1991-73	All	12	80	1101061	●R291	X311	X312	SC117 Assembly		SC116	N/A
1990	All	12	120	1101482	R936	X393	X387	SC227 Assembly		N/R	N/A
1990-89	All	12	60	1117641	R716	N/R	N/R	SC5 Assembly		SC113	N/A
1990-86	All	12	80	1100095	●R291	X301	X303	SC117 Assembly		SC116	N/A
1990-84	All	12	65	1100094	●R291	X301	X303	SC117 Assembly		SC116	N/A
1990-84	All	12	108	1105366	●R291	X308	X356	SC224 Assembly		SC113	N/A
1990-84	All	12	65	1105460	R716	X301	X303	SC117 Assembly		SC116	N/A
1990-84	All	12	108	10479865	●R291	X308	X356	SC224 Assembly		SC113	G145
1990-83	All	12	42	1105351	●R291	X311	X312	SC111 Assembly		N/A	N/A
1990-83	All	12	70	1105332, 333	●R291	X308	X356	SC112 Assembly		SC113	N/A
1990-80	All	12	80	1101058	●R291	X301	X303	SC117 Assembly		SC116	N/A
1990-80	All	12	70	10479825	●R291	X308	X356	SC112 Assembly		SC113	G145
1990-74	All	12	65	1105470	R716	X301	X303	SC117 Assembly		SC116	N/A
1989	All	12	94	1101308	●R291	X311	X312	SC221 Assembly		SC113	N/A
1989	All	12	70	1101322	●R291	X308	X356	SC112 Assembly		SC113	N/A
1988-84	All	12	56	1101307	●R291	X311	X312	SC111 Assembly		SC113	N/A
1988-84	All	12	56	1100250, 1105511	●R291	X311	X312	SC111 Assembly		SC113	N/A
1988-83	All	12	105	1117801	R716	N/R	N/R	SC117 Assembly		SC228	N/A
1988-77	All	12	75	1117241	R323	N/R	N/R	SC2P	SC2N	SC228	N/A
1988-69	All	12	75	19010003	R716	N/R	N/R	SC2P	SC2N	N/A	N/R
1987-85	All	12	75	1117242	R323	N/R	N/R	SC2P	SC2N	N/R	N/A
1987-84	All	12	90	1117160	R716	N/R	N/R	SC117 Assembly		N/A	N/A
1987-84	All	12	108	1105481	R718	X308	X356	SC224 Assembly		SC113	N/A
1987-82	All	12	85, 90	1117180	R717	N/R	N/R	N/A	N/A	N/A	N/A
1987-77	All	12	90	1117732	R716	N/R	N/R	SC117 Assembly		SC228	N/A
1987-76	All	12	80	1101020	●R291	X311	X312	SC117 Assembly		SC116	N/A
1987-69	All	12	42	1105360	●R291	X311	X312	SC111 Assembly		SC113	N/A
1984-80	All	12	80, 100	1100091, 213, 215	R716	X301	X303	SC117 Assembly		SC116	N/A
1984-79	All	12	70	1101040	●R291	X308	X356	SC112 Assembly		SC113	N/A
1984-74	All	12	65, 80	1100080, 081	R716	X301	X303	SC117 Assembly		SC116	N/A
1983	All	12	70	1105333	●R291	X308	X356	SC112 Assembly		SC113	N/A
1983-80	All	12	80	1100095	●R291	X301	X303	SC117 Assembly		SC116	N/A
1983-80	All	12	70	1101042	●R291	X308	X356	SC112 Assembly		SC113	N/A
1983-80	All	12	65, 80	1100212	R716	X301	X303	SC117 Assembly		SC116	N/A

● A Borg-Warner Brand "P" Version Also Available See Inside Back Cover.

CHEVROLET — Cont'd

CHARGING SYSTEM PARTS — Cont'd

PARTS FOR ALTERNATORS — Cont'd

Year	Model or Engine	Volts	Amps.	Alternator No.	Voltage Regulator	Brush Set	Brush & Holder Assembly	Positive Diode (3 Used)	Negative Diode (3 Used)	Diode Trio	Alternator Con-denser
1983-79	All	12	42, 63	1103060, 061, 069	●R291	X301	X303	SC5 Assembly		SC113	N/A
1983-79	All	12	100	1101059	●R291	X301	X303	SC117 Assembly		SC116	N/A
1983-77	All	12	75	1117244	R323	N/R	N/R	SC2P	SC2N	N/R	N/A
1983-74	All	12	80	1105470	R716	X301	X303	SC117 Assembly		SC116	N/A
1982-80	All	12	63	1105360	●R291	X311	X312	SC111 Assembly		SC113	N/A
1982-80	All	12	63	1103071	●R291	X301	X303	SC5 Assembly		SC113	G80
1982-79	All	12	63	1103070	●R291	X301	X303	SC5 Assembly		SC113	G80
1982-79	All	12	70, 80	1101039, 041	●R291	X308	X356	SC112 Assembly		SC113	N/A
1982-75	All	12	90	1117481	R716	N/R	N/R	SC117 Assembly		SC228	N/A
1982-75	All	12	42	1102499	●R291	X301	X303	SC5 Assembly		SC113	N/A
1982-75	All	12	42, 63	1102497, 848, 849	●R291	X301	X303	SC5 Assembly		SC113	N/A
1982-75	All	12	63	1103046	●R291	X301	X303	SC5 Assembly		SC113	G80
1982-73	All	12	80	1101029, 030	●R291	X311	X312	SC117 Assembly		SC116	N/A
1981-80	All	12	65	1100094	●R291	X301	X303	SC117 Assembly		SC116	N/A
1980	All	12	63	1105193	●R291	X311	X312	SC111 Assembly		SC113	N/A
1979-69	All	12	61	1105360	●R291	X311	X312	SC111 Assembly		SC113	N/A
1978	All	12	55	1102474	●R291	X301	X303	SC5 Assembly		SC113	G80
1978-73	All	12	42	1102944	R310	N/A	X302	SC2P	SC2N	N/R	G80
1978-73	All	12	61	1100554	●R291	X301	X303	SC5 Assembly		SC113	G80
1978-73	All	12	61	1102352, 894	●R291	X301	X303	SC5 Assembly		SC113	N/A
1978-73	All	12	61	1102945	●R281	N/A	X302	SC2P	SC2N	N/R	G80
1978-73	All	12	62	1117767	R293	X368	N/A	N/A	N/A	N/R	N/A
1978-73	All	12	62	1117787	N/A	X368	N/A	N/A	N/A	N/R	N/A
1978-73	All	12	80	1101022	●R291	X311	X312	SC117 Assembly		SC116	N/A
1978-71	All	12	42	1100838	R310	N/A	X302	SC2P	SC2N	N/R	G80
1978-70	All	12	100	1117147	R716	X301	X303	SC5 Assembly		N/A	N/A
1978-70	All	12	105	1117141	R699	X301	X303	SC5 Assembly		N/A	N/A
1978-66	All	12	61	1100849	R310	N/A	X302	SC2P	SC2N	N/R	G80
1978-66	All	12	62	1117782	N/A	X368	N/A	N/A	N/A	N/R	N/A
1978-62	All	12	42	1100842	●R281	N/A	X302	SC2P	SC2N	N/R	G80
1977-75	All	12	37	1102943	R310	N/A	X302	SC2P	SC2N	N/R	G80
1976	All	12	55	1102396	●R291	X301	X303	SC5 Assembly		SC113	N/A
1976-69	All	12	75	1117225, 231	R323	N/R	N/R	SC2P	SC2N	N/R	N/A
1975-71	All	12	42, 61	1100547, 548	●R291	X301	X303	SC5 Assembly		SC113	G80
1975-67	All	12	62	1117738	R716	N/R	N/R	N/A	N/A	SC228	N/A
1973-70	All	12	145	1117143	R699	X301	X303	SC5 Assembly		N/A	N/A
1973-69	All	12	62	1117756, 781	R293	X355	N/A	N/A	N/A	N/R	N/A

● A Borg-Warner Brand "P" Version Also Available See Inside Back Cover.

CHEVROLET

CHEVROLET — Cont'd

CHARGING SYSTEM PARTS — Cont'd

PARTS FOR ALTERNATORS — Cont'd

Year	Model or Engine	Volts	Amps.	Alternator No.	Voltage Regulator	Brush Set	Brush & Holder Assembly	Positive Diode (3 Used)	Negative Diode (3 Used)	Diode Trio	Alternator Condenser
1972-66	All	12	62	1117754	N/A	X368	N/A	N/A	N/A	N/R	N/A
1971-63	All	12	130	1117128	R293	N/A	N/A	N/A	N/A	N/R	N/A
1970-65	All	12	37, 42, 55, 61	1100693, 694, 695, 696, 750, 794, 795, 834, 838, 839, 841, 849, 896	●R281	N/A	X302	SC2P	SC2N	N/R	G80
1968-66	All	12	62	1117777	N/A	N/A	N/A	N/A	N/A	N/R	N/A
1965	All	12	60	1100697	N/A	N/A	X302	SC2P	SC2N	N/R	G80
1965-62	All	12	60, 62	1117765	N/A	X368	N/A	N/A	N/A	N/R	N/A
1964-62	All	12	37, 42, 52, 55	1100615, 618, 628, 629, 633, 665, 668, 669, 670	●R281	X285	N/A	SC2P	SC2N	N/R	G80
1962	All	12	42, 52	1100600, 601	●R281	X285	N/A	N/A	N/A	N/R	G143

PARTS FOR GENERATORS

Year	Model or Engine	Volts	Amps.	Generator No.	Voltage Regulator	Voltage Regulator Fuse	Brush Set	Brush Spring (2 Used)	Bushing
1963	All	12	50	1106822	R187	N/A	X263	N/A	N/A
1962-60	All	12	30	1102088, 096	R153	RF35	X270	SC202	GB203
1962-60	All	12	35	1102173, 202, 268	R159	RF35	X270	SC202	GB203
1962-60	All	12	35	1105116	N/A	RF35	X353	N/A	N/A
1962-60	All	12	40, 50	1105123	R181	RF45	X353	N/A	N/A
1962-60	All	12	50	1106679, 681	R320	N/A	N/A	SC202	N/A
1959-58	All	12	30	1102056, 096	R153	RF35	X270	SC202	GB203
1959-58	All	12	35	1102114, 115, 173	R159	RF35	X270	SC202	GB203
1959-58	All	12	35	1105116	N/A	RF35	X353	SC202	GB203
1959-58	All	12	40	1105123, 124	R181	RF45	X353	N/A	GB203
1959-58	All	12	45, 50	1106676, 680, 985	R320	N/A	N/A	SC202	GB203
1957-56	All	12	25	1100326	R153	RF35	X270	SC202	GB203
1957-56	All	12	30	1102041, 042, 056	R153	RF35	X270	SC202	GB203
1957-56	All	12	30	1105947	R153	RF35	X353	SC202	GB203
1957-56	All	12	40	1106981, 982	R236	RF45	N/A	SC202	GB203

● A Borg-Warner Brand "P" Version Also Available See Inside Back Cover.

CHEVROLET — Cont'd

CHARGING SYSTEM PARTS — Cont'd

PARTS FOR GENERATORS — Cont'd

Year	Model or Engine	Volts	Amps.	Generator No.	Voltage Regulator	Voltage Regulator Fuse	Brush Set	Brush Spring (2 Used)	Bushing
1955	All	12	25	1100310	R153	RF35	X270	SC202	GB203
1955	All	12	30	1105947	R153	RF35	X353	SC202	GB203
1955	All	12	30	1102014, 041, 056	R153	RF35	X270	SC202	GB203
1955	All	12	40	1106981, 982	R236	RF45	N/A	SC202	GB203
1954	235 (3.9L) Eng.	6	40	1100028	R117	RF45	X270	SC202	GB203
1954-53	235 (3.9L), 261 (4.3L) Eng.	6	45	1100018, 1102793	R131	RF45	X270	SC202	GB203
1952	All	6	30	1102726, 749, 761	R117	RF45	X228	SC202	GB203
1952	All	6	30	1102786	R131	RF45	X228	SC202	GB203
1952	All	6	30	1105855	R129	RF35	X228	SC202	GB203
1952	All	6	35	1100013	N/A	RF35	X270	SC202	GB203
1952	All	6	40	1102716	R128	RF45	X228	SC202	GB203
1952	All	6	40, 50	1105001, 002	N/A	N/A	X353	SC202	GB203
1951-49	All	6	30	1102710, 749, 761, 766, 767	R117	RF45	X228	SC202	GB203
1951-49	All	6	30	1102726	N/A	RF45	X228	SC202	GB203

STARTING SYSTEM PARTS

Year	Model or Engine	Volts	Starter No.	Solenoid Switch	Solenoid Repair Kit	Brush Set ⁷	Brush Spring ⁷	D.E. Bushing	C.E. Bushing	C.E. Washer	Starter Lever
1998-97	395 (6.5L) Diesel .	12	1113296	S5032	N/R	X615	SC903	N/A	N/A	N/A	SC952
1998-92	Cat. 3116 Eng. w/o H.D.	12	1993964	S5131	N/R	X397	N/A	SB148 ³¹	SB148	SC941	N/A
1998-90	Cat. 3116 Eng. w/H.D.	12	1993947	N/A	N/R	X397	N/A	SB148 ³¹	SB148	SC941	N/A
1998-90	Cat. 3116 Eng. w/o H.D.	12	1993963	S5131	N/R	X397	N/A	SB148 ³¹	SB148	SC941	N/A
1996-91	366 (6.0L) Eng. M.T.	12	10455311	●S100	SR16	X265	SC206	SB145	N/A	N/A	SC212
1995-78	292 (4.8L), 350 (5.7L), 366 (6.0L), 427 (7.0L) Eng. A.T. .	12	10455310	●S100	SR16	X265	SC206	SB145	N/A	N/A	SC212
1995-76	366 (6.0L), 427 (7.0L) Eng. M.T. .	12	10455309	●S100	SR16	X265	SC206	SB145	N/A	N/A	SC212
1991-90	366 (6.0L), 427 (7.0L) Eng. M.T. .	12	1998594	●S100	SR16	X265	SC206	SB145	N/A	N/A	SC212
1991-88	350 (5.7L), 366 (6.0L) Eng. M.T. .	12	1998501	●S100	SR16	X265	SC206	SB145	N/A	SC218	SC212

● A Borg-Warner Brand "P" Version Also Available See Inside Back Cover.

³¹ Use SB163 for Lever Housing Bushing.

⁷ Starters require various numbers of Brushes and Springs. Order as needed.

CHEVROLET

CHEVROLET — Cont'd

STARTING SYSTEM PARTS — Cont'd

Year	Model or Engine	Volts	Starter No.	Solenoid Switch	Solenoid Repair Kit	Brush Set ⁷	Brush Spring ⁷	D.E. Bushing	C.E. Bushing	C.E. Washer	Starter Lever
1991-88	350 (5.7L), 366 (6.0L), 427 (7.0L) Eng. A.T..	12	1998500	●S100	SR16	X265	SC206	SB145	N/A	SC218	SC212
1991-88	8.2N, 8.2T.....	12	1993850	S5131	N/R	X397	N/A	SB148 ³¹	SB148	SC941	N/A
1991-88	8.2N, 8.2T.....	12	1993759	S5131	N/R	X397	N/A	SB148 ³¹	SB148	SC941	N/A
1990	366 (6.0L) Eng. M.T.	12	1998596	●S100	SR16	X265	SC206	SB145	N/A	N/A	SC212
1990	366 (6.0L), 427 (7.0L) Eng. A.T..	12	1998595	●S100	SR16	X265	SC206	SB145	N/A	N/A	SC212
1990-88	350 (5.7L) Eng. A.T.	12	1998473	●S100	SR16	X265	SC206	SB160	N/A	SC218	SC212
1990-88	350 (5.7L) Eng. M.T.	12	1998474	●S100	SR16	X265	SC206	SB145	N/A	SC218	S88
1990-88	427 (7.0L) Eng.	12	1998499	●S100	SR16	X265	SC206	SB145	N/A	SC218	SC212
1990-86	3208N, 3208T.....	12	1990369, 451, 466	S5084	N/R	X395	N/A	SB165 ⁴¹	SB148	SC602 ⁹⁸	N/A
1990-86	3208N, 3208T.....	12	1114833	S727	N/R	X377	N/A	SB165 ⁹⁵	N/A	SC602 ⁹⁸	SC182
1990-82	350 (5.7L) Eng. M.T.	12	10455335	●S100	SR16	X265	SC206	SB201	N/A	N/A	SC212
1990-76	3208N, 3208T Eng.	12	10479003	S5084	N/R	X395	N/A	SB165 ⁴¹	SB148	SC602 ⁹⁸	N/A
1990-76	All Eng. All Models.....	12	10455311	●S100	SR16	X265	SC206	SB145	N/A	N/A	SC212
1988-86	6V-92T, 6V-92TA, 11.1L/12.7L DDAD, Cummins 240-400H.P., 10L Cummins Eng.	12	1990354, 391, 483, 484	S5019	SR29	X395	N/A	SB165 ⁴¹	SB148	SC602 ⁹⁸	N/A
1988-86	6-71N, 6-71T Eng.	12	1990431, 449	S5019	SR29	X395	N/A	SB165 ⁴¹	SB148	SC602 ⁹⁸	N/A
1988-83	6V-92TA, 8V-71N, Cummins 240-400 H.P., 10L Cummins Eng.	12	1114938	S725	*	X377	N/A	SB165 ⁹⁵	SB141	SC602 ⁹⁸	SC182
1988-83	3406, 6-71N, 6-71T Eng.	12	1114939, 940	S727	N/R	X377	N/A	SB165 ⁹⁵	SB141	SC602 ⁹⁸	SC182
1988-83	3208N, 3208T.....	12	1990302	S727	N/R	X377	N/A	SB165	SB141	SC602	SC182
1988-83	BF6L913.....	12	1990304	S727	N/R	X377	N/A	SB165	SB141	SC602	SC182
1988-82	8V-92T Eng.	12	1990261	S725	*	X375	N/A	SB165	N/A	SC602	SC182
1987-85	3406, 6-71N, 6-71T Eng.	12	1114918	S727	N/R	X347	SC902	SB165	N/A	SC602	SC182
1987-85	427 (7.0L) Eng. M.T.	12	1998248	●S100	SR16	X265	SC206	SB145	N/A	SC218	SC212

● A Borg-Warner Brand "P" Version Also Available See Inside Back Cover.

⁷ Starters require various numbers of Brushes and Springs. Order as needed.

⁸ SR13 for Solenoids w/Oval Face Plate; SR26 for Solenoids w/Square Face Plate.

³¹ Use SB163 for Lever Housing Bushing.

⁴¹ Also use SB162 for Lever Housing Bushing.

⁹⁵ Also use SB132 for Lever Housing Bushing.

⁹⁸ Use SC941 for Thrust Washer.

CHEVROLET — Cont'd

STARTING SYSTEM PARTS — Cont'd

Year	Model or Engine	Volts	Starter No.	Solenoid Switch	Solenoid Repair Kit	Brush Set ⁷	Brush Spring ⁷	D.E. Bushing	C.E. Bushing	C.E. Washer	Starter Lever
1987-85	427 (7.0L) Eng. M.T.	12	1998470	●S100	SR16	X265	N/A	SB145	N/A	SC218	SC212
1987-84	292 (4.8L), 350 (5.7L) Eng.	12	1998256	●S100	SR16	X265	SC206	SB201	N/A	SC218	SC212
1987-84	350 (5.7L), 366 (6.0L) Eng. M.T.	12	1998250	●S100	SR16	X265	SC206	SB145	N/A	SC218	SC212
1987-84	350 (5.7L), 366 (6.0L) Eng. M.T.	12	1998472	●S100	SR16	X265	N/A	SB145	N/A	SC218	SC212
1987-84	350 (5.7L) Eng. M.T.	12	1998257	●S100	SR16	X265	SC206	SB145	N/A	SC218	SC212
1987-83	350 (5.7L) Eng. M.T.	12	1998474	●S100	SR16	X265	SC206	SB145	N/A	SC218	SC212
1987-83	292 (4.8L), 350 (5.7L) Eng. A.T.	12	1998473	●S100	SR16	X265	SC206	SB160	N/A	SC218	SC212
1987-83	6V-92TA, 8V-71N, Cummins 240-400 H.P., 10L Cummins Eng.	24	1114972	S726	⁹	N/A	N/A	SB165	SB141	SC602	SC182
1987-83	8.2N, 8.2T Eng.	12	1990308	S5018	SR28	X397	N/A	SB148 ³¹	SB148	SC941	N/A
1987-83	8.2N, 8.2T Eng.	12	1993759	S5131	N/R	X397	N/A	SB148 ³¹	SB148	SC941	N/A
1987-83	292 (4.8L), 350 (5.7L), 366 (6.0L), 427 (7.0L) Eng.	12	1998471, 499, 500	●S100	SR16	X265	SC206	SB145	N/A	SC218	SC212
1987-82	292 (4.8L), 350 (5.7L), 366 (6.0L), 427 (7.0L) Eng.	12	1998249	●S100	SR16	X265	SC206	SB145	N/A	SC218	SC212
1987-81	8V-92T Eng.	12	1109295	S725	⁸	X372	SC902	SB165	N/A	SC602	SC182
1987-76	350 (5.7L), 366 (6.0L) Eng. M.T.	12	1998501	●S100	SR16	X265	SC206	SB145	N/A	SC218	SC212
1986-81	6-71N, 6-71T, 6V-92TA, 8V-71N, 8V-71T, Cummins 240-400 H.P., 10L Cummins Eng.	12	1114810, 817, 819, 895	S725	⁸	X377	N/A	SB165 ⁹⁵	SB141	SC602	SC182
1985-84	3208N, 3208T Eng.	12	1990451	S5084	N/R	X395	N/A	SB165 ⁴¹	SB148	SC602 ⁹⁸	N/A
1985-83	3406 Eng.	12	1114937	S727	N/R	X377	N/A	SB165 ⁹⁵	SB141	SC602 ⁹⁸	SC182
1985-83	3406 Eng.	12	1114984	S727	N/R	X377	N/A	SB165 ⁹⁵	SB141	SC602	N/A

● A Borg-Warner Brand "P" Version Also Available See Inside Back Cover.

⁷ Starters require various numbers of Brushes and Springs. Order as needed.

⁸ SR13 for Solenoids w/Oval Face Plate; SR26 for Solenoids w/Square Face Plate.

⁹ SR14 for Solenoids w/Oval Face Plate; SR27 for Solenoids w/Square Face Plate.

³¹ Use SB163 for Lever Housing Bushing.

⁴¹ Also use SB162 for Lever Housing Bushing.

⁹⁵ Also use SB132 for Lever Housing Bushing.

⁹⁸ Use SC941 for Thrust Washer.

CHEVROLET

CHEVROLET — Cont'd

STARTING SYSTEM PARTS — Cont'd

Year	Model or Engine	Volts	Starter No.	Solenoid Switch	Solenoid Repair Kit	Brush Set ⁷	Brush Spring ⁷	D.E. Bushing	C.E. Bushing	C.E. Washer	Starter Lever
1985-83	3406, 6-71N, 6-71T Eng.....	12	1114070, 143, 147	S725	*	X347	N/A	SB165	SB141	SC602	SC182
1985-83	6-71N, 6-71T	12	1114105	S725	*	X306	N/A	SB131	SB141	SC602	SC182
1985-81	3208N, 3208T Eng.....	12	1114826, 833	S727	N/R	X377	N/A	SB165 ⁹⁵	SB141	SC602 ⁹⁸	SC182
1985-76	3208N, 3208T Eng.....	12	1990466	S5084	N/R	X395	N/A	SB165 ⁴¹	SB148	SC602 ⁹⁸	N/A
1984	350 (5.7L), 366 (6.0L), 427 (7.0L) Eng M.T. .	12	1998470, 472	●S100	SR16	X265	SC206	SB145	N/A	SC218	SC212
1984	350 (5.7L) Eng. A.T.	12	1998469	●S100	SR16	X265	SC206	N/A	N/A	SC218	SC212
1984-83	8.2N, 8.2T Eng. ...	12	1114934	S725	*	X377	N/A	SB165 ⁹⁵	SB141	SC602 ⁹⁸	SC182
1984-83	8.2N, 8.2T Eng. ...	12	1990377	S5019	SR29	X395	N/A	SB165 ⁴¹	SB148	SC602 ⁹⁸	N/A
1984-82	366 (6.0L), 427 (7.0L) Eng. M.T.	12	1998248	●S100	SR16	X265	SC206	SB145	N/A	SC218	SC212
1983	350 (5.7L) Eng. A.T.	12	1109068, 1998217	●S100	SR16	X265	SC206	N/A	N/A	SC218	SC212
1983-82	6-71N, 6-71T Eng.	12	1114818, 819	S725	*	X377	N/A	SB165 ⁹⁵	SB141	SC602	SC182
1983-82	292 (4.8L), 350 (5.7L), 366 (6.0L) Eng.	12	1998250, 256, 257	●S100	SR16	X265	SC206	SB145	N/A	SC218	SC212
1983-81	6V-53N, 6V-53T Eng.....	12	1114936	S727	N/R	N/A	N/A	SB165	SB141	SC602	SC182
1982	3406 Eng.	12	1114891	S725	*	X377	N/A	SB165 ⁹⁵	SB141	SC602	SC182
1982	350 (5.7L) Eng. M.T.	12	1998258	S682	SR17	X265	SC206	SB102	N/A	SC218	SC212
1982-81	3406 Eng.	12	1114984	S727	N/R	X377	N/A	SB165 ⁹⁵	SB141	SC602	N/A
1982-81	VT-225 Eng.	12	1114937	S727	N/R	X377	N/A	SB165	SB141	SC602 ⁹⁸	SC182
1982-81	4-53T, 8.2L, 8.2T Eng.....	12	1114825, 1114934	S725	*	X377	N/A	SB165 ⁹⁵	SB141	SC602 ⁹⁸	SC182
1982-81	427 (7.0L), 454 (7.4L) Eng.	12	1998229	●S100	SR16	X265	SC206	SB145	N/A	SC218	SC212
1981	NTC-290, NTC-350 Eng.....	12	1114897	S725	*	X377	N/A	SB165 ⁹⁵	SB141	SC602 ⁹⁸	SC182
1981	350 (5.7L), 366 (6.0L), 427 (7.0L) Eng.	12	1998230, 231	●S100	SR16	X265	SC206	SB145	N/A	SC218	SC212

● A Borg-Warner Brand "P" Version Also Available See Inside Back Cover.

⁷ Starters require various numbers of Brushes and Springs. Order as needed.

* SR13 for Solenoids w/Oval Face Plate; SR26 for Solenoids w/Square Face Plate.

⁴¹ Also use SB162 for Lever Housing Bushing.

⁹⁵ Also use SB132 for Lever Housing Bushing.

⁹⁸ Use SC941 for Thrust Washer.

CHEVROLET — Cont'd

STARTING SYSTEM PARTS — Cont'd

Year	Model or Engine	Volts	Starter No.	Solenoid Switch	Solenoid Repair Kit	Brush Set ⁷	Brush Spring ⁷	D.E. Bushing	C.E. Bushing	C.E. Washer	Starter Lever
1981-78	292 (4.8L), 350 (5.7L) Eng.	12	1109078, 079	●S100	SR16	X265	SC206	SB145	N/A	SC218	SC212
1980	8V-92T Eng.	12	1109790	S725	*	X372	SC902	SB165	N/A	SC602	SC182
1980	6V-53T Eng.	12	1114789	S727	N/R	X306	SC902	N/A	SB141	SC602	SC182
1980	4-53T Eng.	12	1114141	S725	*	X347	N/A	SB165	SB141	SC602	SC182
1980	8.2L, 8.2T Eng.	12	1114771	S725	*	X347	SC902	SB165	N/A	SC602	SC182
1980-78	292 (4.8L), 350 (5.7L), 366 (6.0L), 427 (7.0L), 454 (7.4L) Eng.	12	1109075, 076, 077	●S100	SR16	X265	SC206	SB145	N/A	SC218	SC212
1980-76	3208 Eng.	12	1114733	S727	N/R	X347	SC902	N/A	N/A	SC602	SC182
1980-75	3406, 3408, VT-350 Eng.	12	1114086	S725	*	X347	N/A	SB131	SB141	SC602	SC182
1980-72	6V-92T, 8V-71N, 8V-71T, NH-230, NHC-250, NTC-250, NTC-290, NTC-335, NTC-350, NTC-400, V8-903 Eng.	12	1114143	S725	*	X347	N/A	SB165	SB141	SC602	SC182
1980-69	8V-92T, 12V-71 Eng.	24	1109631	S726	⁹	N/A	SC902	SB131	N/A	SC602	SC182
1980-69	6-71, 6-71T, NTC-400 Eng. ...	12	1114178	S725	*	X306	N/A	SB131	SB141	SC602	SC182
1980-69	6-71NE, 6-71T Eng.	12	1114161	S725	*	X347	N/A	SB131	SB141	SC602	SC182
1979	NTC-350, NTC-400 Eng.	12	1114086	S725	*	X347	N/A	SB131	SB141	SC602	SC182
1979	KTA-450 Eng.	24	1109961	S726	⁹	N/A	SC902	SB131	N/A	SC602	SC182
1979-69	6V-53, 6V-92T, 8V-71, NTC-350 Eng.	12	1114101	S727	N/R	X306	N/A	SB131	SB141	SC602	SC182
1978-77	4-53 Eng.	12	1113243	S120	SR24	X362	SC206	SB148	N/A	SC177	N/A
1978-76	KT-450 Eng.	24	1109772	S726	⁹	N/A	SC902	N/A	N/A	SC602	SC182
1978-69	6V-71, 8V-71 Eng. .	12	1114143	S725	*	X347	N/A	SB165	SB141	SC602	SC182
1977-76	350 (5.7L), 366 (6.0L), 477 (7.0L) Eng.	12	1109029, 030, 033, 034, 035	●S100	SR16	X265	SC206	SB145	N/A	SC218	SC212
1977-76	366 (6.0L) Eng. ...	12	1109060	●S100	SR16	X358	SC206	SB145	N/A	SC218	SC212
1977-76	292 (4.8L), 350 (5.7L) Eng.	12	1108793	●S100	SR16	X265	SC206	SB102	N/A	SC218	SC212
1977-75	366 (6.0L) Eng. ...	12	1109032	●S100	SR16	X358	SC206	SB145	N/A	SC218	SC212

● A Borg-Warner Brand "P" Version Also Available See Inside Back Cover.

⁷ Starters require various numbers of Brushes and Springs. Order as needed.

⁸ SR13 for Solenoids w/Oval Face Plate; SR26 for Solenoids w/Square Face Plate.

⁹ SR14 for Solenoids w/Oval Face Plate; SR27 for Solenoids w/Square Face Plate.

CHEVROLET

CHEVROLET — Cont'd

STARTING SYSTEM PARTS — Cont'd

Year	Model or Engine	Volts	Starter No.	Solenoid Switch	Solenoid Repair Kit	Brush Set ⁷	Brush Spring ⁷	D.E. Bushing	C.E. Bushing	C.E. Washer	Starter Lever
1976	6V-53 Eng.....	12	1113243	S120	SR24	X362	SC206	SB148	SB138	SC177	N/A
1976	350 (5.7L), 366 (6.0L) Eng.....	12	1108753, 754, 1109029, 034	●S100	SR16	X265	SC206	SB145	N/A	SC218	SC212
1976-75	366 (6.0L), 427 (7.0L) Eng.....	12	1108752	●S100	SR16	X265	SC206	SB145	N/A	N/A	SC212
1976-75	292 (4.8L), 350 (5.7L), 366 (6.0L) Eng.....	12	1108783, 784, 785, 788	●S100	SR16	X265	SC206	SB145	N/A	SC218	SC212
1976-75	292 (4.8L), 366 (6.0L) Eng.....	12	1108787, 792	●S100	SR16	X358	SC206	SB145	N/A	SC218	SC212
1976-69	350 (5.7L) Eng.	12	1108485	●S100	SR16	X358	SC206	SB160	N/A	SC218	SC212
1975-69	366 (6.0L) Eng.	12	1108418	●S100	SR16	X265	SC206	SB145	N/A	SC218	SC212
1975-69	292 (4.8L), 350 (5.7L), 366 (6.0L) Eng.....	12	1108486, 487	●S100	SR16	X358	SC206	SB160	N/A	SC218	SC212
1975-69	292 (4.8L), 350 (5.7L) Eng.....	12	1108338, 360	●S100	SR10	X265	SC206	SB145	N/A	SC218	SC212
1974	V8-903 Eng.	12	1114113	S727	N/R	X347	N/A	SB131	SB141	SC602	SC182
1974	DH-478 Eng.....	12	1113397	N/A	N/R	X347	N/A	SB148	N/A	SC177	N/A
1974	478 S/N (7.8L) Eng.....	12	1113233	S120	SR24	X362	SC206	SB148	N/A	SC177	N/A
1974-73	432 (7.1L), 478 (7.8L) Eng.....	12	1109146	●S100	SR16	X291	SC206	SB201	N/A	SC177	SC212
1974-73	432 (7.1L), 478 (7.8L) Eng.....	12	1107550	●S100	SR16	X291	SC206	SB201	SB138	SC177	SC212
1974-73	305 (5.0L), 379 (6.2L), 427 (7.0L) Eng.....	12	1108484, 486	●S100	SR16	X358	SC206	³³	N/A	SC218	SC212
1974-73	305 (5.0L) Eng.	12	1108483	●S100	SR16	X265	SC206	³³	N/A	SC218	SC212
1974-69	366 (6.0L) Eng.	12	1108488	●S100	SR16	X358	SC206	³³	N/A	SC218	SC212
1974-69	292 (4.8L), 350 (5.7L) Eng.....	12	1108425	●S100	SR16	X358	SC206	SB145	N/A	SC218	SC212
1974-69	250 (4.1L), 350 (5.7L) Eng.....	12	1108362, 368	●S100	SR10	X265	SC206	SB145	N/A	SC218	SC212
1973-69	DH-478 Eng.....	12	1113686	N/A	N/R	X347	N/A	SB148	N/A	SC177	N/A
1973-69	478 S/N (7.8L) Eng.....	12	1113171	S120	SR24	X291	SC206	SB148	SB138	SC177	N/A
1972-69	478 (7.8L), 637 (10.4L) Eng.....	12	1107586	●S100	SR16	X291	SC206	SB201	SB138	SC177	SC212

● A Borg-Warner Brand "P" Version Also Available See Inside Back Cover.

⁷ Starters require various numbers of Brushes and Springs. Order as needed.

³³ 1st Design requires SB145 — .50 length x .52 O.D.; 2nd Design requires SB160 — .62 length x .60 O.D.

CHEVROLET — Cont'd

STARTING SYSTEM PARTS — Cont'd

Year	Model or Engine	Volts	Starter No.	Solenoid Switch	Solenoid Repair Kit	Brush Set ⁷	Brush Spring ⁷	D.E. Bushing	C.E. Bushing	C.E. Washer	Starter Lever
1972-69	250 (4.1L), 351 (5.8L), 401 (6.6L), 427 (7.0L) Eng.	12	1108484, 486	●S100	SR16	X358	SC206	³³	N/A	SC218	SC212
1972-69	351 (5.8L) Eng. ...	12	1108483	●S100	SR16	X265	SC206	³³	N/A	SC218	SC212
1972-69	351 (5.8L) Eng. ...	12	1108360	●S100	SR10	X265	SC206	SB145	N/A	SC218	SC212
1971	6-71 Eng.	12	1114163	S725	*	X347	N/A	SB131	SB141	SC602	SC182
1971	401 (6.6L) Eng. ...	12	1107376	●S100	SR16	X358	SC206	N/A	SB138	SC218	SC212
1971	305 (5.0L), 351 (5.8L), 401 (6.6L) Eng.	12	1107371	●S100	SR16	X358	SC206	N/A	N/A	SC218	SC212
1971	305 (5.0L), 351 (5.8L) Eng.	12	1107375	●S100	SR16	X265	SC206	SB102	N/A	SC218	SC212
1971-69	DH-637 Eng.	12	1114121	S727	N/R	X306	N/A	SB165	SB141	SC602	SC182
1971-69	427 (7.0L) Eng. ...	12	1108357, 363	●S100	SR10	X358	SC206	N/A	N/A	SC218	SC212
1971-69	250 (4.1L), 292 (4.8L), 350 (5.7L), 351 (5.8L), 366 (6.0L) Eng.	12	1108364, 369, 370, 372	●S100	SR10	X358	SC206	SB145	N/A	SC218	SC212
1970-69	250 (4.1L), 292 (4.8L), 350 (5.7L), 351 (5.8L) Eng.	12	1108361, 365, 367, 479	●S100	SR10	X265	SC206	SB102	SB0	SC218	SC212
1968	6V-53 Eng.	12	1114101	S727	N/R	X306	SC902	SB131	SB141	N/A	SC182
1968	D-351, D-478 Eng.	12	1113659	S120	SR24	N/A	SC206	SB148	SB138	N/A	N/A
1968	427 (7.0L) Eng. ...	12	1108357	●S100	SR10	X358	SC206	N/A	N/A	SC218	SC212
1968	327 (5.4L), 366 (6.0L) Eng.	12	1108364, 369, 370, 392	●S100	SR10	X358	SC206	SB145	N/A	SC218	SC212
1968	307 (5.0L), 327 (5.4L) Eng.	12	1107365	●S100	SR16	X265	SC206	SB102	SB0	SC218	SC212
1968	307 (5.0L), 327 (5.4L) Eng.	12	1108350	●S100	SR10	X358	SC206	SB102	SB0	SC218	SC212
1968	250 (4.1L), 292 (4.8L), 307 (5.0L), 327 (5.4L) Eng.	12	1108360, 362, 365, 367, 368	●S100	SR10	X265	SC206	SB102	SB0	SC218	SC212
1968-67	250 (4.1L) Eng. ...	12	1107372	●S100	SR16	X358	SC206	SB102	SB0	SC218	SC212

● A Borg-Warner Brand "P" Version Also Available See Inside Back Cover.

⁷ Starters require various numbers of Brushes and Springs. Order as needed.

⁸ SR13 for Solenoids w/Oval Face Plate; SR26 for Solenoids w/Square Face Plate.

³³ 1st Design requires SB145 — .50 length x .52 O.D.; 2nd Design requires SB160 — .62 length x .60 O.D.

CHEVROLET

CHEVROLET — Cont'd

STARTING SYSTEM PARTS — Cont'd

Year	Model or Engine	Volts	Starter No.	Solenoid Switch	Solenoid Repair Kit	Brush Set ⁷	Brush Spring ⁷	D.E. Bushing	C.E. Bushing	C.E. Washer	Starter Lever
1967	250 (4.1L), 283 (4.6L), 292 (4.8L), 327 (5.4L), 366 (6.0L) Eng.	12	1108345, 347, 355	●S100	SR10	X265	SC206	SB102	SB138	SC218	SC212
1967	250 (4.1L), 283 (4.6L), 292 (4.8L), 327 (5.4L), 366 (6.0L) Eng.	12	1107370, 383, 1108332	●S100	SR16	X265	SC206	N/A	SB138	SC218	SC212
1967	250 (4.1L), 283 (4.6L), 327 (5.4L) Eng.	12	1107274, 321, 365, 392, 399, 496, 497	●S100	SR16	X265	SC206	SB102	SB0	SC218	SC212
1967-66	D-478 Eng.	12	1113659	S120	SR24	N/A	SC206	SB148	SB138	N/A	N/A
1967-66	D-351 Eng.	12	1107591	●S100	SR16	X291	N/A	N/A	SB138	N/A	SC212
1967-66	6V-53 Eng.	12	1114101	S727	N/R	X306	SC902	SB131	SB141	N/A	SC182
1967-66	3-53, 4-53 Eng.	12	1113183, 184	S120	SR24	X291	SC206	SB148	SB138	N/A	N/A
1966	All w/Gas Eng.	12	1107247, 259, 273, 274, 320, 321, 365, 372	●S100	SR16	X265	SC206	SB102	SB0	SC218	SC212
1966	318 Eng. Diesel Can.	12	1114101	S727	N/R	X306	SC902	SB131	SB141	N/A	SC182
1965	D-351, D-478 Eng.	12	1107575	●S100	SR16	X291	SC206	N/A	SB138	N/A	SC212
1965	6V-53 Eng.	12	1114101	S727	N/R	X306	SC902	SB131	SB141	N/A	SC182
1965	3-53, 4-53 Eng.	12	1113183, 184	S120	SR24	X291	SC206	SB148	SB138	N/A	N/A
1965	478 (7.8L) Eng.	12	1113379	S727	N/R	X362	SC206	N/A	SB138	N/A	SC182
1965	478 (7.8L) Eng.	12	1113659	S120	SR24	N/A	SC206	SB148	SB138	N/A	N/A
1965-64	All w/Gas Eng.	12	1107247, 259, 273, 274, 320, 321, 751	●S100	SR10	X265	SC206	SB102	SB0	SC218	SC212
1964-62	6V-53 Eng.	12	1114101	S727	N/R	X306	SC902	SB131	SB141	N/A	SC182
1964-62	4-53 Eng.	12	1113154	S120	SR24	X362	SC206	SB148	SB138	N/A	N/A
1963	All Exc. Diesel	12	1107237, 242, 273, 274, 751, 895	●S100	SR16	X265	SC206	SB102	SB0	SC218	SC212
1963-62	6V-53 Eng. Export.	12	1113100	S120	SR24	X362	SC206	SB148	SB138	N/A	N/A
1962	All Exc. Diesel	12	1107233, 888, 889, 895	●S100	SR16	X265	SC206	SB102	SB0	SC218	SC212

● A Borg-Warner Brand "P" Version Also Available See Inside Back Cover.

⁷ Starters require various numbers of Brushes and Springs. Order as needed.

CHEVROLET — Cont'd

STARTING SYSTEM PARTS — Cont'd

Year	Model or Engine	Volts	Starter No.	Solenoid Switch	Solenoid Repair Kit	Brush Set ⁷	Brush Spring ⁷	D.E. Bushing	C.E. Bushing	C.E. Washer	Starter Lever
1962	All Exc. Diesel.....	12	1107675, 677	S88	SR12	X265	SC206	SB102	SB0	SC218	SC212
1961-57	All Exc. Diesel.....	12	1107634	S46	N/R	X265	SC206	SB102	SB0	SC218	N/A
1961-57	All Exc. Diesel.....	12	1107674, 675, 677	S88	SR12	X265	SC206	SB102	SB0	SC218	N/A
1961-57	All Exc. Diesel.....	12	1107652, 664, 686, 688	●S100	SR16	X265	SC206	SB102	SB0	SC218	SC212
1957	All	12	1107646, 670	S88	SR12	X265	SC206	SB102	SB0	SC218	N/A
1956-55	All	12	1107626, 633, 643, 646	S88	SR12	X265	SC206	SB102	SB0	SC218	N/A
1956-55	All	12	1107634	S46	N/R	X265	SC206	SB102	SB0	SC218	N/A
1956-55	All Can.....	12	1107653	●S100	SR16	X265	SC206	SB102	SB138	SC218	SC212
1955-53	All Can.....	6	1107418, 1814231	S24	N/R	X145	SC204	SB65	SB134	SC218	N/A
1955-53	All Can.....	6	1107108	S24	N/R	X145	SC204	SB65	SB134	SC218	N/A
1955-53	All Can.....	6	1107107, 135, 1814169, 232	S83	SR24	X145	SC204	SB65	SB134	SC218	N/A
1954-52	235 (3.9L), 261 (4.3L) Eng.	6	1107108	S24	N/R	X145	SC204	SB65	SB134	SC218	N/A
1954-52	235 (3.9L), 261 (4.3L) Eng.	6	1107109, 135, 1108035	S83	SR24	X145	SC204	SB65	SB134	SC218	N/A
1952	All Can.....	6	1107055	S24	N/R	X145	SC204	SB65	SB0	SC218	N/A
1952	All Can.....	6	1107075	S83	SR24	X145	SC204	SB65	SB0	SC218	N/A
1951-49	All	6	1107055, 103, 108	S24	N/R	X145	SC204	SB65	SB0	SC218	N/A
1951-49	All	6	1107075, 102	S83	SR24	X145	SC204	SB65	SB0	SC218	N/A

STARTER DRIVES

Year	Model or Engine	Part No.	Year	Model or Engine	Part No.
1998-97	All Eng. All Models w/Str.	1113296 SD282	1996-57	All Eng. All Models w/Str.	1108392, 1108400,
1998-81	All Eng. All Models w/Str.	1990308, 1993759, 1993850, 1993963..... SD914	Cont'd	1108418, 1108425, 1108427, 1108428, 1108429, 1108430, 1108450, 1108479, 1108480, 1108481, 1108483, 1108484, 1108485, 1108486, 1108487, 1108488, 1108502, 1108520, 1108746, 1108747, 1108748, 1108752, 1108753, 1108754, 1108784, 1108787, 1109024, 1109025, 1109029, 1109030, 1109032, 1109033, 1109034, 1109035, 1109060, 1109064, 1109065, 1109066, 1109068, 1109075, 1109076, 1109077, 1109078, 1109079, 1875687, 1998217, 1998229, 1998230, 1998231, 1998248, 1998249, 1998250..... SD207	
1996-57	All Eng. All Models w/Str.	1107233, 1107237, 1107242, 1107247, 1107259, 1107273, 1107274, 1107371, 1107375, 1107376, 1107383, 1107392, 1107399, 1107496, 1107497, 1107664, 1107686, 1107688, 1107889, 1107895, 1108332, 1108338, 1108345, 1108347, 1108350, 1108355, 1108357, 1108360, 1108361, 1108362, 1108363, 1108364, 1108365, 1108366, 1108367, 1108368, 1108369, 1108370, 1108371, 1108372, 1108376, 1108385..... SD207			

● A Borg-Warner Brand "P" Version Also Available See Inside Back Cover.

⁷ Starters require various numbers of Brushes and Springs. Order as needed.

CHEVROLET

CHEVROLET — Cont'd

STARTING SYSTEM PARTS — Cont'd

STARTER DRIVES — Cont'd

Year	Model or Engine	Part No.	Year	Model or Engine	Part No.
1996-57 Cont'd	All Eng. All Models w/Str. 1998256, 1998257, 1998469, 1998470, 1998471, 1998472, 1998473, 1998474, 1998594, 1998595, 1998596, 10455309, 10455310, 10455311, 10455335	SD207	1988-70	All Eng. All Models w/Str. 1109295, 1109631, 1109772, 1109790, 1109961, 1109979, 1114070, 1114086, 1114105, 1114113, 1114143, 1114147, 1114161, 1114163, 1114175, 1114178, 1114810, 1114817, 1114818, 1114819, 1114891, 1114895, 1114897, 1114918, 1114937, 1114938, 1114939, 1114940, 1114972, 1114984, 1990261, 1990354, 1990369, 1990391, 1990431, 1990449, 1990483, 1990484	SD486
1991-83	All Eng. All Models w/Str. 1998499, 1998500, 1998501	SD302	1978-62	All Eng. All Models w/Str. 1113154, 1113171, 1113184, 1113243	SD282
1990-65	All Eng. All Models w/Str. 1113379, 1114121, 1114141, 1114733, 1114825, 1114826, 1114833, 1990302, 1990304, 1990451, 1990466, 10479003	SD489	1976-69	All Eng. All Models w/Str. 1107586, 1109146 ..	SD302
			1974-73	All Eng. All Models w/Str. 1107550	SD221
			1974-55	All Eng. All Models w/Str. 1107652, 1107653, 1107751, 1107888	SD204
			1954-38	All Eng. All Models	SD212

SWITCHES/RELAYS/LIGHT SOCKETS & CONNECTORS

CONNECTORS & LIGHT SOCKETS

Year	Model or Engine	Part No.	Year	Model or Engine	Part No.
ALTERNATOR CONNECTOR			MANIFOLD AIR PRESSURE SENSOR CONNECTOR — Cont'd		
1978-73	All w/1102944, 945 Alt.	PT69	1996-92	P-60 w/366 (6.0L), 427 (7.0L) Eng.	PT180
1978-71	All w/1100838 Alt.	PT69	MASTER CYLINDER FLUID LEVEL SENSOR CONNECTOR		
1978-66	All w/1100849 Alt.	PT69	1996-90	C-50, 60, 70 w/Black 2 Pin Terminals	PT191
1978-62	All w/1100842 Alt.	PT69	1994-93	C-60, 70	PT177
1977-75	All w/1102943 Alt.	PT69	PARK & TURN SIGNAL CONNECTOR		
1970-65	All w/1100693, 694, 695, 696, 750, 794, 795, 834, 838, 839, 841, 849, 896 Alt.	PT69	1998-97	B-70	PT175
1964-62	All w/1100615, 618, 628, 629, 633, 665, 668, 669, 670 Alt.	PT69	1998-97	F-60, 70	PT175
1962	All w/1100600, 601 Alt.	PT69	1995-93	B-70	PT175
BACKUP LIGHT CONNECTOR			SIDE MARKER LAMP SOCKET		
1994-93	B-70 M.T.	PT177	1972-68	40, 50, 60 Series	PT60
COOLANT TEMPERATURE SENSOR CONNECTOR			TEMPERATURE SENDER CONNECTOR		
1998-97	C-60, 70 w/395 (F) (6.5L) Eng.	PT191	1997	C-60, 70 w/395 (F) (6.5L) Eng., w/Gauge	PT191
1997	B-70 w/395 (F) (6.5L) Eng.	PT191	TRANSMISSION SPEED SENSOR CONNECTOR		
1996-92	C-60, 70 w/366 (6.0L), 427 (7.0L) Eng.	PT191	1998-96	C-60, 70 w/Cat. 3116 Eng.	PT191
1991-90	C-50, 60, 70 w/366 (6.0L), 427 (7.0L) Eng.	PT191	VEHICLE SPEED SENSOR CONNECTOR		
1990-89	366 (6.0L) Eng. w/T.B.I.	PT191	1998-97	F-60, 70 w/M.T., w/Black 2 Pin Terminals	PT191
DIMMER SWITCH CONNECTOR			1998-96	C-60, 70 w/M.T., w/Black 2 Pin Terminals	PT191
1990-79	All w/Floor Mounted Switch	PT63	1997-96	B-70 w/M.T., w/Black 2 Pin Terminals	PT191
1978-73	All Exc. Rear Eng. School Bus	PT63	1996-92	P-60 w/AT545 Auto. Trans.	PT177
1972-61	All Exc. Forward Control, Tilt Cab	PT63	1996-90	C-60 w/AT542 Auto. Trans.	PT177
HEADLIGHT CONNECTOR			1996-90	C-60, 70 w/AT545, MT643D, MT653DRD Auto. Trans.	PT177
1995-70	All 2 Prong w/Fibre Optics	PT122	1996-90	C-70 w/MT643G, MT653DRG Auto. Trans.	PT177
1995-70	All 3 Prong w/Fibre Optics	PT121	1995-93	B-70 w/366 (6.0L) Eng.	PT177
1995-40	All 2 Prong w/o Fibre Optics	PT31	1995-93	B-70 w/Cat. 3116 Eng.	PT177
1995-40	All 3 Prong w/o Fibre Optics	PT20	VOLTAGE REGULATOR CONNECTOR		
HORN CONNECTOR			1991-88	All w/1101306 Alt.	PT68
1998-92	C-60, 70 w/366 (6.0L), 427 (7.0L) Eng.	PT177	1991-88	All w/1101252 Alt.	PT68
1996-93	B-70	PT177	1991-80	All w/1100096 Alt.	PT68
1996-92	P-60	PT177	1991-80	All w/1100216 Alt.	PT68
1991-90	C-50, 60, 70	PT177	1991-73	All w/1101061 Alt.	PT68
MANIFOLD AIR PRESSURE SENSOR CONNECTOR			1991-69	All w/1105360 Alt.	PT68
1998-97	F-60, 70 w/366 (6.0L) Eng.	PT180	1990-86	All w/1100095 Alt.	PT68
1998-90	C-50, 60, 70 w/366 (6.0L), 427 (7.0L) Eng., w/3 Leads	PT180	1990-84	All w/1100094 Alt.	PT68
1997	B-70 w/366 (6.0L) Eng.	PT180	1990-84	All w/1105366 Alt.	PT68

CHEVROLET — Cont'd

SWITCHES/RELAYS/LIGHT SOCKETS & CONNECTORS — Cont'd

CONNECTORS & LIGHT SOCKETS — Cont'd

Year	Model or Engine	Part No.	Year	Model or Engine	Part No.
VOLTAGE REGULATOR CONNECTOR — Cont'd			VOLTAGE REGULATOR CONNECTOR — Cont'd		
1990-84	All w/10479865 Alt.	PT68	1982-73	All w/1101029, 030 Alt.	PT68
1990-83	All w/1105351 Alt.	PT68	1981-80	All w/1100094 Alt.	PT68
1990-83	All w/1105332, 333 Alt.	PT68	1980	All w/1105193 Alt.	PT68
1990-80	All w/1101058 Alt.	PT68	1978	All w/1102474 Alt.	PT68
1990-80	All w/10479825 Alt.	PT68	1978-73	All w/1100544, 1101022, 1102352, 894 Alt.	PT68
1989	All w/1101308 Alt.	PT68	1978-73	All w/1102944, 945 Alt.	PT66
1989	All w/1101322 Alt.	PT68	1978-71	All w/1100838 Alt.	PT66
1988-84	All w/1101307 Alt.	PT68	1978-66	All w/1100849 Alt.	PT66
1988-84	All w/1100250, 1105511 Alt.	PT68	1978-62	All w/1100842 Alt.	PT66
1987-76	All w/1101020 Alt.	PT68	1977-75	All w/1102943 Alt.	PT66
1984-79	All w/1101040 Alt.	PT68	1976	All w/1102396 Alt.	PT68
1983-80	All w/1101042 Alt.	PT68	1975-71	All w/1100547, 548 Alt.	PT68
1983-80	All w/1100095 Alt.	PT68	1970-65	All w/1100693, 694, 695, 696, 750, 794, 795, 834, 838, 839, 841, 849, 896 Alt.	PT66
1983-79	All w/1101059, 1103060, 061, 069 Alt.	PT68	1964-62	All w/1100615, 618, 628, 629, 633, 665, 668, 669, 670 Alt.	PT66
1982-80	All w/1103071 Alt.	PT68	1962	All w/1100600, 601 Alt.	PT66
1982-79	All w/1101039, 041, 1103070 Alt.	PT68			
1982-75	All w/1102497, 499, 848, 849, 1103046.	PT68			

RELAYS

Year	Model or Engine	Part No.	Year	Model or Engine	Part No.
A/C BLOWER CUTOFF RELAY			ELECTRONIC BRAKE CONTROL RELAY — Cont'd		
1972-70	H, J, M-90	R367	1998-95	B-70 w/Air Brakes, w/Antilock Brakes	R3109
1972-70	427 (7.0L) Eng. 60 Series Conventional & Tandem w/Step Fuel Tank	R367	1997	B-70 w/Eaton Rear Axel	R3111
1972-66	H, J-70, 80	R352	1997	F-60, 70 w/Cat. 3116 Eng., w/A.T., w/Electric Shift	R3111
1969-64	40, 50, 60 Series	R353	1996-95	C-60, 70 w/Antilock Brakes	R3107
A/C BLOWER RELAY			ETHER INJECTOR CONTROL VALVE RELAY		
1997-90	C-50, 60, 70 w/366 (6.0L), 427 (7.0L) Eng.	R3117	1998-93	B-70 w/Cat. 3116 Eng.	R3113
1997-90	C-60, 70	R3117	FAST IDLE SOLENOID RELAY		
1997-90	C-50, 60, 70 w/Cat. 3116 Eng.	R3117	1988	350 (5.7L), 366 (6.0L), 427 (7.0L) Eng. C-50, C-60, C-70 w/Emission Pkg.	R3012
1991-90	C-50	R3117	FOG LAMP RELAY		
A/C COMPRESSOR RELAY			1997-92	C-60, C-70	R3105
1998-96	C-60, 70 w/366 (6.0L), 427 (7.0L) Eng.	R3111	1996-90	C-50, 60, 70 w/Auxiliary All Weather Lamp	R3117
1997-96	C-60, 70 w/Cat. 3116 Eng.	R3111	1995	C-60, 70 Exc. Electronic Eng. Control System	R4005
1995-90	C-60, 70	R4005	FUEL HEATER RELAY		
1991	C-60, 70	R3117	1998-97	C-60, 70	R3117
1991-90	C-50	R4005	1998-97	B-70	R3117
A/C WIRING RELAY			1996-90	C-50, 60, 70	R3117
1977-73	CE, CM, ME, MM-50, 60, 65	R365	FUEL PUMP RELAY		
ACCESSORY DELAY RELAY			1998	B-70 Exc. Leaded Fuel	R3113
1994-93	C-60, 70 Exc. U-Haul Fleet	R3117	1998-97	F-60, 70	R3111
ACCESSORY RELAY			1997-93	B-70 w/366 (6.0L) Eng. Exc. Leaded Fuel	R3113
1998-97	B-70 w/Davco Heated Fuel Water Separator	R3117	1996-92	P-60	R3117
1998-90	C-60, 70 w/366 (6.0L), 427 (7.0L) Eng.	R3117	HEADLIGHT RELAY		
1997	C-60, 70 w/Cat. 3116 Eng.	R3117	1998-97	B-70 w/Daytime Running Lamp	R3113
1991-90	C-50	R3117	1998-96	C-60, 70 w/366 (6.0L), 427 (7.0L) Eng., w/Daytime Running Lamp	R3117
1987	W-60	R3029	1998-96	C-60, 70 w/Cat. 3116 Eng., w/Daytime Running Lamp	R3117
1987-86	W-70	R3029	1996	B-70 Export w/Daytime Running Lamp	R3113
COOLANT FAN RELAY			1996	P-60 Export w/Daytime Running Lamp	R3117
1997	C-60, 70 w/395 (F) (6.5L) Eng.	R3111	1995	C-60, 70 w/366 (6.0L), 427 (7.0L) Eng.	R3117
1996	C-60, 70 w/4 Pin Terminals	R3111	1991-90	B-60 School Bus Export w/Daytime Running Lamp	R4005
1996-90	C-50, 60, 70 w/5 Pin Terminals	R3117	1990	S-70 School Bus Export w/Daytime Running Lamp	R4005
ELECTRONIC BRAKE CONTROL INDICATOR LAMP RELAY			HORN RELAY		
1998-95	B-70 w/Air Brakes, w/Antilock Brakes	R3113	1998-93	B-70	R3113
1998-95	C-60, 70 w/Antilock Brakes	R3110	1997-90	C-60, 70 w/366 (6.0L), 427 (7.0L) Eng.	R3117
ELECTRONIC BRAKE CONTROL RELAY					
1998-97	C-60, 70 w/Front & Rear Antilock Brakes	R3114			
1998-97	C-60, 70	R3111			
1998-97	F-60, 70	R3111			

CHEVROLET

CHEVROLET — Cont'd

SWITCHES/RELAYS/LIGHT SOCKETS & CONNECTORS — Cont'd

RELAYS — Cont'd

Year	Model or Engine	Part No.	Year	Model or Engine	Part No.
HORN RELAY — Cont'd			POWER BRAKE BOOSTER PUMP RELAY — Cont'd		
1997-90	C-50, 60, 70	R3117	1996-90	C-50, 60, 70 w/Hydraulic Brakes	R4005
1996-92	P-60	R3117	STARTER RELAY		
1991-83	B-60, S-70 School Bus	R636	1998-97	F-60, 70 w/366 (6.0L) Eng.	R3111
1990-79	C-50, 60, 70	R636	1998-97	F-60, 70 w/Cat. 3116 Eng. w/A.T., w/Electric Shift	R3111
1980-79	C-50, B, C-60, C-70	R245	1998-96	C-60, 70 w/Cat. 3116 Eng. w/4 Pin Terminals ..	R3111
1977-76	CD, CE, CS, ME-50, 60, 65	R245	1998-93	B-70 w/Cat. 3116 Eng. w/5 Pin Terminals	R3109
1977-73	Motor Home w/Olds Eng.	R219	1998-93	B-70 w/Cat. 3116 Eng. w/Glow Plug Controller ..	R3109
1975-73	CE, CS, ME, SE, SS-50, 60, 65	R387	1997-96	C-60, 70 w/4 Pin Terminals	R3111
1972-68	40, 50, 60 Series Exc. Tilt Cab	R169	1997-93	C-60, 70 w/5 Pin Terminals	R3117
1972-66	401M (6.6L), 478M (7.8L), 6V-53 Eng. 70 Series Tilt Cab	R208	1997-93	B-70 w/5 Pin Terminals	R3109
1967	40, 50, 60 Series Exc. Tilt Cab w/H.D. Wiring ..	R217	1996	C-60, 70 w/5 Pin Square Base	R3099
1967	40 Series Forward Control	R169	1996-95	P-60 w/366 (6.0L), 427 (7.0L) Eng.	R3099
1967-65	40, 50, 60 Series Tilt Cab w/H.D. Wiring	R169	1996-95	B-70 w/Cat. 3116 Eng. w/Hydraulic Brakes	R3099
1966-65	40, 50, 60 Series Tilt Cab Exc. H.D. Wiring	R208	1996-92	P-60 w/5 Pin Oval Terminals	R4005
1966-65	D, DH 478 Eng. 60 Series Tandem	R208	1996-90	C-60, 70 w/5 Pin Oval Terminals	R4005
1966-63	40 Thru 80 Series Exc. D-351, D, DH 478 Eng. ..	R208	1992-90	C-60, 70 w/Push Button Eng. Start Switch	R3117
1965	D351, D, DH 478 Eng. 40 Thru 80 Series	R169	1991-90	C-50 w/5 Pin Oval Terminals	R4005
1962-57	All	R169	1991-90	C-50 w/5 Pin Terminals	R3117
1956-54	All 12 Volt	R132	1991-89	B-60 School Bus w/366 (6.0L) Eng., w/T.B.I.	R4005
1954-41	All 6 Volt	R102	STEREO SPEAKER RELAY		
IGNITION RELAY			1998-90	C-60, 70	R3117
1998-93	B-70	R3113	1991-90	C-50	R3117
1997	C-60, 70 w/395 (F) (6.5L) Eng., w/Hydraulic Brakes	R3117 ²³	TAIL LAMP RELAY		
1997-95	C-60, 70 w/366 (6.0L), 427 (7.0L) Eng.	R3117 ²³	1998-93	B-70	R3113
1997-95	C-60, 70 w/Cat. 3116 Eng. Exc. Side Door Electric Lock	R3117 ²³	1997-90	C-60, 70	R3117
1997-90	C-50, 60, 70	R3117	1987-84	W-70	R3029
1996-92	P-60 w/366 (6.0L), 427 (7.0L) Eng.	R3117	THROTTLE CONTROL RELAY		
INSTRUMENT PANEL WIRING RELAY			1998-97	B-70 w/395 (F) (6.5L) Eng. w/AT545 Auto. Trans.	R3109
1997-90	C-60, 70	R3117	1990-88	C-50, 60, 70 w/366 (6.0L), 427 (7.0L) Eng.	R3012
1991-90	B-60 School Bus w/8.2N Eng.	R4005	TRAILER MARKER LAMP RELAY		
PARKING BRAKE WARNING RELAY			1997-96	C-60, 70 w/366 (6.0L), 427 (7.0L) Eng.	R3117
1997-90	C-60, 70	R3117	1997-96	C-60, 70 w/Cat. 3116 Eng.	R3117
1991-90	C-50	R3117	1997-90	C-50, 60, 70 w/Truck to Trailer 7 Wire Cable ..	R3117
PARKING LAMP RELAY			1996-95	C-60, 70 w/366 (6.0L), 427 (7.0L) Eng. w/Hydraulic Brakes, Exc. Truck to Trailer 7 Wire Cable	R3105
1996-92	P-60	R3117	TRANSMISSION RETARDING BRAKE ALARM RELAY		
POWER BRAKE BOOSTER PUMP RELAY			1972-71	All w/Powermatic Trans.	R169
1996	B-70 w/Hydraulic Brakes	R3109	1970-68	Conventional w/Powermatic Trans. Exc. Tandem ..	R169
1996	C-60, 70 w/Green 4 Pin Terminals	R3106			
1996-93	C-60, 70 w/Gray 4 Pin Terminals	R3111			
1996-92	P-60 w/Hydraulic Brakes	R4005			

²³ Two required.

CHEVROLET — Cont'd

SWITCHES/RELAYS/LIGHT SOCKETS & CONNECTORS — Cont'd

SWITCHES

Year	Model or Engine	Part No.	Year	Model or Engine	Part No.
AIR PRESSURE SWITCH			BUZZER SWITCH — Cont'd		
1991-88	B-60, S-70 School Bus	S355	1977-66	70 Series Steel Tilt Cab & Conventional Cab — Low Air Pressure	R382
1990-88	C-60, 70	S355	1972-71	All 40 Thru 60 Series w/Air Brakes — Brake Pressure	R382
1987-84	J-90 w/10 L Cummins Eng.	S355	1972-70	90 Series-All Conventional Cab, Steel Tilt Cab w/637 Eng. — Low Air Pressure	R382
1987-84	J-80 w/3208 Eng.	S355	1971	70 Series Conventional Cab w/401M, 478M Eng. & Hydraulic Brakes — Coolant Loss	R382
1987-83	N-90	S355	1970-69	50, 60 Series Tandem w/Reserve Tank — Brake Pressure	R382
1987-83	J-90 w/Cummins 240-350 H.P., 3406 Eng.	S355	1970-68	Series 40 Thru 60 School Bus Chassis w/Reserve Tank — Brake Pressure	R382
1987-79	60, 70 Series Conventional Cab	S355	1970-67	60 Series w/Air Brakes — Brake Pressure	R382
1986-84	J-90 w/6-71N, 6-71T, 6V-92TA Eng.	S355	1969	50 Series w/Air Brakes — Brake Pressure	R382
1986-79	60 Series School Bus	S355	1968-67	50, 60 Series w/Air-Over Hydraulic Brakes — Brake Pressure	R382
1984	J-80 w/6V-53T Eng.	S355	1966-56	All w/Air Brakes — Brake Pressure	R382
1984-81	J-90 w/6-71N, 6-71T, 6V-92TA, 8V-71, 8V-92T Eng.	S355	1962	Series 40 Thru 60 Diesel — Engine Start Warning	R382
1982-79	J-80 w/427 (7.0L), 6V-53T Eng.	S355	CIRCUIT BREAKER		
1978-76	CD, CE, CS, ME-50, 60, 65	S355	Universal Type — To Replace Tubular Glass Fuses		
1978-73	70, 80, 90 Series w/432 (7.1L), 478M (7.8L), 6V-53, 6V-71, VT-350 Eng.	S355 ²³	1998-55	All Eng. All Models w/10 Amp.	CB12
1978-73	CE, CG, CM, CS, ME, MM, SE, SG, SM-60, 65	S355	1998-55	All Eng. All Models w/15 Amp.	CB11
1976-73	TE, TG, TM-60, 70	S355	1998-55	All Eng. All Models w/20 Amp.	CB8
1972-70	90 Series Convention Cab, Steel Tilt Cab	S355	1998-55	All Eng. All Models w/25 Amp.	CB10
1972-68	50, 60 Series w/Air Emergency Brake	S355	1998-55	All Eng. All Models w/30 Amp.	CB7
1972-66	70, 80 Series Tilt Cab w/401M (6.6L), DH-478, D, DH-637 Eng.	S355	1998-55	All Eng. All Models w/40 Amp.	CB6
1972-66	70, 80 Series Conventional Cab	S355	1998-55	All Eng. All Models w/50 Amp.	CB14
1970-68	60 Series Tilt Cab 8 Cyl.	S355	Universal Type — To Replace "Autofuse" Type		
1967-64	School Bus	S355	1998-70	All Eng. All Models w/5 Amp.	CB205
1967-56	40, 50, 60 Series Exc. School Bus	S355	1998-70	All Eng. All Models w/6 Amp.	CB206
AXLE SWITCH DRIVE SCREW			1998-70	All Eng. All Models w/8 Amp.	CB208
All		S986	1998-70	All Eng. All Models w/10 Amp.	CB210
BACK-UP LIGHT SWITCH			1998-70	All Eng. All Models w/12 Amp.	CB212
1991-89	B-60 School Bus w/366 (6.0L) Eng. w/M.T., w/T.B.I.	S9255	1998-70	All Eng. All Models w/15 Amp.	CB215
1991-79	B-60 School Bus M.T.	S393	1998-70	All Eng. All Models w/20 Amp.	CB220
1990-88	C-60, 70 w/366 (6.0L) Eng. M.T.	S9255	1998-70	All Eng. All Models w/25 Amp.	CB225
1990-88	C-50, 60, 70 w/M.T., w/Stamping No. 15511209	S393	1998-70	All Eng. All Models w/30 Amp.	CB230
1987-79	C-50, 60, 70, D-90, J-80, 90, N-90 M.T.	S393	DIMMER SWITCH		
1980-79	W-60, 70 M.T.	S393	1998-93	B-70	DS122
1978-73	50, 60, 65, 70, 80, 90 Series M.T.	S393	1998-92	C-60, 70	DS122
1972-70	90 Series M.T.	S393	1991-90	C-50, 60, 70 w/OE No. 26019660	DS122
1972-68	70, 80 Series M.T.	S393	1991-88	B-60, S-70 School Bus	DS111
1972-67	40, 50, 60 Series M.T.	S393	1990-88	C-50, 60, 70 w/CE No. 1997043	DS111
BRAKE RESERVE PUMP SWITCH			1987-79	D-90, J-80, 90, N-90	DS111
1977-76	SE-60 w/Hydraulic Hi-Perf. Brake Booster	S237	1987-79	40, 50, 60, 70 Series Conventional Cab	DS111
1977-74	CE, CG, CM, CS-50, 60, 65 w/Hydraulic Hi-Perf. Brake Booster	S237	1987-79	School Bus	DS111
BRAKE TRAVEL SAFETY SWITCH			1980-79	W-60, 70	DS111
1977-74	TE, TG, TM-60, 65 w/Hydraulic Hi-Perf. Brake Booster	S253	1979-73	70, 80, 90 Series Exc. Rear Eng. School Bus	DS111
BUZZER SWITCH			1978-73	70, 80, 90 Series Rear Eng. School Bus	DS107
1978	70, 80, 90 Series Steel Tilt Cab w/6V-53, 432, 478M Eng., Rear Eng. School Bus Chassis w/432, 478M Eng., Conv. Cab. w/427, 432, 478M Eng. — Low Air Pressure	R382	1978-73	40, 50, 60, 65 Series	DS111
1977-75	SE, SG, SM 60, 65 Low Vacuum & Air Pressure	R382	1972-70	90 Series	DS111
1977-75	SS, TE, TG, TM 60, 65 Low Air Pressure	R382	1972-66	70, 80 Series Exc. Tilt Cab	DS111
1977-75	TE 60 Air Power Brake Pressure	R382	1972-66	70, 80 Series Tilt Cab	DS107
1977-73	70, 80, 90 Series Steel Tilt Cab w/6V-53, 432, 478M Eng., Rear Eng. School Bus Chassis w/432, 478M Eng., Conventional Cab w/427, 432, 478M Eng. Low Air Pressure	R382	1972-61	40, 50, 60 Series Exc. Tilt Cab	DS111
			1972-61	40, 50, 60 Series Tilt Cab	DS107
			1960-55	All 12 Volt	DS107
			1956-55	All w/Stamping No. 1997021	DS104
			1955-38	All 6 Volt	DS118

²³ Two required.

CHEVROLET — Cont'd

SWITCHES/RELAYS/LIGHT SOCKETS & CONNECTORS — Cont'd

SWITCHES — Cont'd

Year	Model or Engine	Part No.	Year	Model or Engine	Part No.
DIRECTIONAL SIGNAL REPAIR KIT			LOCK CYL. & KEYS — Cont'd		
1991-83	B-60 School Bus	DR6	1997-91	C-50, 60, 70 w/Common Key	CS194L
1990-83	C-50, 60, 70 w/Stamping No. 1995240	DR6	1997-90	C-50, 60, 70 Exc. Common Key	CS132L
1977-75	SE, SS-50, 60	DR6	1996-92	P-60	CS132L
1977-73	CE, CS-50, 60	DR6	1990	C-50, 60, 70 w/Full Trailer Brake Control	CS132L
1972-67	40, 50, 60 Series Exc. Tilt Cab	DR6	1990-88	C-50, 60, 70	CS59L
DIRECTIONAL SIGNAL SWITCH			1990-88	B-60, S-70 School Bus	CS59L
1998-90	C-50, 60, 70 Exc. Switch Signal Stator 900	S3233	1987-79	C-50, 60, 70, J-80, 90, N-90	CS59L
DOOR JAMB SWITCH			1987-79	60, 70 Series School Bus	CS59L
1990-88	C-50, 60, 70	S227	1986-79	D-90	CS59L
1987-79	C-50, 60, 70, N-90	S227	1980-79	W-60, 70	CS59L
1978-77	MC, MH, MK, NC, NH, NJ-90, 95	S227	1978-73	50, 60, 65, 70, 80, 90 Series	CS59L
1978-73	CD, CE, CG, CM, CS, ME-50, 60, 65	S227 ²³	1972-70	90 Series	CS59L
EATON TWO-SPEED AXLE SHIFT KIT			1972-67	40, 50, 60 Series Exc. Diesel	CS59L
	All	S480	1972-66	70, 80 Series	CS59L
ENGINE RETARDER CLUTCH SWITCH			1969	40, 50, 60 Series	CS59L
1977-73	90 Series w/Jacobs Engine Brake	S253	1967-65	All Exc. 1966 Models w/Light Housing	CS23L
FUEL PUMP PRESSURE SWITCH			1966-62	40, 50, 60 Series	CS18L
1998-97	C-60, 70 w/395 (F) (6.5L) Eng.	S4088	1964-63	All Exc. Diesel	CS23L
1998-97	B-70 w/395 (F) (6.5L) Eng.	S4088	1961-38	40, 50, 60 Series	CS23L
GOVERNOR OVERSPEED WARNING SWITCH			NEUTRAL SAFETY & BACKUP SWITCH		
1965-58	40 Thru 80 Series	S397	1998-97	B-70 w/M.T.	S9170
HEADLIGHT SWITCH			1997-93	C-60, 70 w/A.T. Shift Control	S9168
1994-90	C-50, 60, 70	S2016	OIL PRESSURE SWITCH — w/Gauge		
1993	B-70	S2010	1998-97	C-60, 70 w/395 (F) (6.5L) Eng.	S4088
1993-92	P-60	S2010	1998-97	B-70 w/395 (F) (6.5L) Eng.	S4088
1991-79	60 Series School Bus	S415	1998-97	C-60, 70 w/Cat. 3116 Eng. Exc. Electronic Eng. Control System	S4115
1990-88	C-50, 60, 70	S415	1998-93	B-70 w/Cat. 3116 Eng.	S4115
1987-79	C-50, 60, 70, D-90, J-80, 90	S415	1996-92	P-60 w/Cat. 3116 Eng.	S4115
1978-73	50, 60, 65, 70, 80, 90 Series	S415	1996-90	C-50, 60, 70 w/Cat. 3116 Eng. Exc. Electronic Eng. Control System	S4115
1972-70	90 Series	S415	1991-83	B-60, S-70 School Bus	S768
1972-66	70, 80 Series	S415	1990-87	C-50, 60, 70 w/350 (5.7L), 366 (6.0L), 427 (7.0L) Eng.	S768
1972-64	40, 50, 60 Series	S415	1990-87	S-70 School Bus w/8.2N, 8.2T Eng.	S4108
1963-60	All	S414	1990-84	C-60, 70 w/8.2N, 8.2T, 3208N, 3208T Eng.	S4108
1955-47	All 6 Volt	S138	1986-79	C-50, 60, 70 w/292 (4.8L), 350 (5.7L), 366 (6.0L), 427 (7.0L) Eng.	S769
IGNITION SWITCH — w/o Lock Cyl. & Keys			1984-81	60 Series School Bus	S769
1991-88	B-60, S-70 School Bus	CS81	OIL PRESSURE SWITCH — w/Light		
1990-88	C-50, 60, 70	CS81	1990-87	S-70 School Bus w/8.2N, 8.2T Eng.	S4108
1987-79	D-90, J-80, 90, N-90	CS44	1990-84	C-60, 70 w/8.2N, 8.2T, 3208N, 3208T Eng.	S4108
1987-79	C-50, 60, 70	CS81	1986-79	C-50, 60, 70 w/292 (4.8L) Eng.	S371
1987-79	60, 70 Series School Bus	CS81	1972-71	40, 50, 60 Series Tilt Cab Exc. Diesel	S320
1980-79	60, 70 Series Tilt Cab	CS81	1972-70	90 Series w/637 (10.4L) Eng.	S320
1978-73	70, 80, 90 Series Exc. Steel Tilt Cab	CS44	1972-66	70, 80 Series w/Engine Alarm	S320
1978-73	70, 80, 90 Series Steel Tilt Cab	CS81	1972-66	70, 80 Series w/Hydraulic Brakes	S397
1978-73	50, 60, 65 Series	CS81	1969-64	40, 50, 60 Series Tilt Cab Exc. Diesel	S397
1972-70	90 Series Exc. Steel Tilt Cab	CS44	1966-65	All w/D-351, D, DH-478 Eng.	S397
1972-70	90 Series Steel Tilt Cab	CS81	1964-58	All 6 Cyl. Exc. Diesel	S397
1972-68	70, 80 Series Exc. Tilt Cab	CS44	STOPLIGHT SWITCH		
1972-68	70, 80 Series Tilt Cab	CS81	1991-88	B-60, S-70 School Bus	S237
1972-67	40, 50, 60 Series Exc. Diesel	CS81	1990-79	C-50, 60, 70	S237
1969	40, 50, 60 Series Diesel	CS81	1987	W-60	S6027
1967	50, 60 Series w/4-53 Eng. Exc. Tilt Cab	CS26	1987-79	60 Series School Bus	S237
1967	40, 50, 60 Series Tilt Cab Exc. Diesel	CS26	1987-79	70-95 Series w/Air Brakes	S6061
1967-65	All Exc. 1966 Models w/Light Housing	CS34	1980-79	J-80, 90 Exc. Air Brakes	S237
1967-63	40, 50, 60 Series	CS26	1980-79	W-60, 70	S253
1964-63	All Exc. Diesel	CS34	1979	N-90 Exc. Air Brakes	S237
1962	40, 50, 60, 70, 80 Series	CS26	1978-75	40, 60 Series w/Hydraulic Type Switch	S6061
INSTRUMENT PANEL DIMMER SWITCH			1978-74	90 Series	S237
1998-93	B-70	S7225	LOCK CYL. & KEYS		
LOCK CYL. & KEYS			1998	C-60, 70	CS194L
1997-93	B-70	CS132L	1997-93	B-70	CS132L

²³ Two required.

CHEVROLET — Cont'd

SWITCHES/RELAYS/LIGHT SOCKETS & CONNECTORS — Cont'd

SWITCHES — Cont'd

Year	Model or Engine	Part No.	Year	Model or Engine	Part No.
STOPLIGHT SWITCH — Cont'd			TEMPERATURE SENDER — w/Gauge — Cont'd		
1978-73	50, 60, 65 Series Exc. Tilt Cab.....	S237	1990-88	C-50, 60, 70 w/350 (5.7L) Eng.	WT359
1978-73	50, 60, 65 Series Tilt Cab.....	S253	1990-88	B-60 School Bus w/350 (5.7L) Eng.	WT359
1972-71	40, 50, 60 Series Exc. Tilt Cab.....	S237	1990-88	B-60, S-70 School Bus w/366 (6.0L) Eng., Exc. T.B.I.	WT358
1972-70	90 Series Exc. Tilt Cab.....	S237	1990-88	C-50, 60, 70 w/366 (6.0L), 427 (7.0L) Eng., Exc. T.B.I.	WT358
1972-66	70, 80 Series Exc. Tilt Cab.....	S237	1987-81	C-50, 60, 70 w/292 (4.8L), 366 (6.0L), 427 (7.0L) Eng.	WT358
1972-66	70, 80 Series Tilt Cab.....	S253	1987-81	60 Series School Bus w/292 (4.8L), 366 (6.0L), 427 (7.0L) Eng.	WT358
1971	50 Series Tilt Cab 6 Cyl.	S253	1986-81	C-50, 60, 70 w/350 (5.7L) Eng.	WT359
1970	40, 50, 60 Series Tilt Cab 6 Cyl.	S253	1986-81	60 Series School Bus w/350 (5.7L) Eng.	WT359
1970-60	40, 50, 60 Series Exc. Tilt Cab.....	S237	1980	C-50, 60, 70 w/292 (4.8L), 350 (5.7L), 366 (6.0L), 427 (7.0L), 454 (7.4L) Eng.	WT203
1969-67	40, 50, 60 Series Tilt Cab.....	S253	1980-79	60 Series School Bus.....	WT203
1966-60	40, 50, 60 Series Tilt Cab Exc. Air Brakes.....	S253	1978-73	50, 60, 65 Series Tilt Cab.....	WT203
1964-60	All Forward Control.....	S233	1972-71	40, 50, 60 Series Exc. Tilt Cab.....	WT203
1959-57	40, 50, 60 Series Exc. Air Brakes.....	S233	1972-70	40, 50, 60 Series Tilt Cab 8 Cyl.	WT203
1956	40, 60, 80, 100 Series Exc. Powermatic Trans ..	S190	1970-67	40, 50, 60 Series.....	WT203
1956	40, 60, 80, 100 Series w/Powermatic Trans.....	S233	1966-65	50, 60, 70, 80 Series.....	WT203
1956	50, 70, 90 Series.....	S233	1964-56	40, 50, 60 Series.....	WT203
1955	40, 50, 60 Series 12 Volt.....	S233	TEMPERATURE SENDER — w/Light		
1955-42	All 6 Volt.....	S190	1984-82	6.2 Diesel.....	WT364
TEMPERATURE SENDER — w/Gauge			1965	50 Series Forward Control.....	WT352
1998	F-60, 70 w/454 (7.4L) Eng.	WT3024	TERMINAL BLOCK SWITCH		
1998-97	F-60, 70 w/366 (6.0L) Eng.	WT3024	All.....		S481
1998-97	C-60, 70 w/366 (6.0L), 427 (7.0L) Eng.	WT3024	WINDSHIELD WIPER SWITCH		
1998-97	B-70 w/395 (F) (6.5L) Eng.	WT3025	1990-83	C-50, 60, 70 w/Pulse Wipers.....	S3045
1998-97	C-60, 70 w/395 (F) (6.5L) Eng. w/2 Blade Terminals.....	WT3025	1990-83	C-50, 60, 70 Exc. Pulse Wipers.....	S3046
1998-97	C-60, 70 w/395 (F) (6.5L) Eng. w/2 Wires.....	WT3000			
1998-96	B-70 w/366 (6.0L), 427 (7.0L) Eng. Exc. Leaded Fuel.....	WT3024			
1996-92	P-60 w/366 (6.0L), 427 (7.0L) Eng.	WT3024			
1996-90	C-50, 60, 70 w/366 (6.0L), 427 (7.0L) Eng.	WT3024			
1995-93	B-70 w/366 (6.0L) Eng. Exc. Leaded Fuel.....	WT3024			

CHEVROLET (Canada)

PARTS FOR CONTACT CONTROLLED DISTRIBUTORS

Year	Model or Engine	Distributor No.	Contact Assembly ¹	Con-denser	Cap	Rotor	Ignition Coil ^{2,6}
4 CYLINDER							
1966-63	153 Eng.	1110292, 293, 323, 1826068	A103M	G102A	C167	●D152	●E30

● A Borg-Warner Brand "P" Version Also Available See Inside Back Cover.

¹ For Optional Contact Assemblies, refer to Conversion Chart following Distributor Parts Table.

² When Coil Bracket is required, refer to Illustrated Buyers Guide — ICB Prefix.

⁶ For Optional Epoxy Coils, refer to Conversion Chart following Distributor Parts Table.

CHEVROLET (Canada)

CHEVROLET (Canada) — Cont'd

PARTS FOR CONTACT CONTROLLED DISTRIBUTORS — Cont'd

Year	Model or Engine	Distributor No.	Contact Assembly ¹	Con-denser	Cap	Rotor	Ignition Coil ^{2,6}
6 CYLINDER							
1974-66	6 Cylinder	1110351, 395, 399, 439, 440, 441	A103M	●G126	●C168	●D152	●E30
1968-63	194, 230, 292 Eng.....	1110280, 293, 302, 318, 324, 336, 362, 363, 364, 365, 375, 433, 437, 438, 442, 443	A103M	●G126	●C168	●D152	●E30
1962-56	All (Late 56) w/12 Volt.....	All	A40H	G102A	C151	D129	●E30
1956-53	All (Early 56) w/6 Volt	All	A40H	G102A	C151	D132	E1
1952	11, 13, 14, 15, 17, 18 (Late 52).....	All	A40H	G102A	C16 ^{3,26}	D10	E1
1952-47	17 (Early 52).....	All	A40H	G102A	C19 ³	D10	E40 ⁵
1951-49	11, 13, 14, 15, 16, 18.....	All	A40H	G102A	C16 ^{3,26}	D10	E1
1948-46	11, 13, 14, 15, 16, 18.....	All	A61	G102A	C16 ^{3,26}	D10	E1
8 CYLINDER							
1974-69	8 Cylinder	1111337, 338, 358, 365, 481, 486, 487, 495, 500, 925, 955, 1112040, 41, 42, 43, 44, 45, 46, 47, 48, 52, 64, 75	●A120	●G126	●C158	●D138	●E30
1968	307 Eng.....	1111257, 439	●A120	●G120A	●C158	●D138	E31
1968	337, 396 Eng.....	1111169, 1111305, 1112795	●A120	G102A	●C158	●D138	E31
1968-66	327 Eng.....	1111107, 150, 152, 249, 297, 298	●A120	●G120A	●C158	●D138	●E30
1968-66	366, 427 Eng. Exc. Magnetic Pulse.....	1111309, 327	●A120	G102A	●C158	●D138	●E30 ³⁶
1968-66	366, 427 Eng. w/Magnetic Pulse.....	1111308, 328	N/A	N/A	●C158	●D138	N/A
1967-64	283 Eng.....	1111015, 150, 154	●A120	●G120A	●C158	●D138	●E30
1965-64	327, 348, 409 Eng.....	1112765, 767, 786, 795, 797	●A120	G102A	●C158	●D138	●E30
1963	283 Eng.....	1826067	●A120	●G120A	●C158	●D138	●E30
1963	327, 348, 409 Eng.....	All	●A120	G102A	●C158	●D138	●E30
1962-60	All.....	1110947, 950	●A120	●G120A	●C158	●D138	●E30
1962-60	All.....	1112720, 721, 725, 726, 728, 729, 756, 767, 768	●A120	G102A	●C158	●D138	●E30
1959-58	30, 40	All	●A120	●G120A	●C158	●D138	●E30
1959-58	50, 60, 80, 100, W100.....	All	●A120	G102A	●C158	●D138	●E30
1957	16, 17, 18, 19, W19	All	●A120	G102A	●C158	●D138	●E30
1957	13, 14, 15	All	●A120	●G120A	●C158	●D138	●E30

● A Borg-Warner Brand "P" Version Also Available See Inside Back Cover.

¹ For Optional Contact Assemblies, refer to Conversion Chart following Distributor Parts Table.

² When Coil Bracket is required, refer to Illustrated Buyers Guide — ICB Prefix.

³ C80 Dust Cover also available.

⁵ Use E1 Coil if 6 Volt.

⁶ For Optional Epoxy Coils, refer to Conversion Chart following Distributor Parts Table.

²⁶ C16A Heavy Duty Cap also available.

³⁶ 1968 use E31.

CHEVROLET (Canada) — Cont'd

PARTS FOR CONTACT CONTROLLED DISTRIBUTORS — Cont'd

Year	Model or Engine	Distributor No.	Contact Assembly ¹	Con-denser	Cap	Rotor	Ignition Coil ^{2,6}
8 CYLINDER — Cont'd							
1956	13, 14, 15, 16, 18, 2nd Series	All	A75V	G102A	C145	D129	●E30
1956	17, 19, W19	All	●A120	G102A	●C158	●D138	●E30
1956-55	56 1st Series	All	A75V	G102A	C145	D129	E1

CONTACT ASSEMBLY CONVERSION TABLE

Heavy Duty Assembly	Heavy Duty Pierced Assembly	Standard Assembly	Performance Assembly	Racing Assembly
A40H ●A120 A103M	A40V A120V ●A109V	A40 ●A120 A109	N/A A120V A109	N/A N/A N/A

EPOXY COIL CONVERSION TABLE

Oil Filled	Epoxy
E1	E80
●E30	E82
E40	E81

CHARGING SYSTEM PARTS

PARTS FOR GENERATORS

Year	Model or Engine	Volts	Amps.	Generator No.	Voltage Regulator	Voltage Regulator Fuse	Brush Set	Brush Spring (2 Used)	Bushing
1955-53	Early 55	6	—	1100018, 1813624	R117	RF45	X270	N/A	N/A
1955-53	Early 55	6	—	1105003, 1105010	R128	RF45	X353	N/A	N/A
1952-46	All	6	—	1102667, 749, 1813399	R117	RF45	X270	N/A	N/A
1952-46	All	6	—	1102670, 1105855	R128	RF45	X270	N/A	N/A
1949	All	12	—	1106801	N/A	N/A	X263	N/A	N/A

● A Borg-Warner Brand "P" Version Also Available See Inside Back Cover.

¹ For Optional Contact Assemblies, refer to Conversion Chart following Distributor Parts Table.

² When Coil Bracket is required, refer to Illustrated Buyers Guide — ICB Prefix.

⁶ For Optional Epoxy Coils, refer to Conversion Chart following Distributor Parts Table.

CHEVROLET (Canada) — Cont'd

STARTING SYSTEM PARTS

Year	Model or Engine	Volts	Starter No.	Solenoid Switch	Solenoid Repair Kit	Brush Set ⁷	Brush Spring ⁷	D.E. Bushing	C.E. Bushing	C.E. Washer	Starter Lever
1955-53	Early 55	6	1107107, 108, 109, 418, 1814169, 231, 232	S83 ⁷⁵	SR24	X145	N/A	SB65	N/A	N/A	N/A
1952-46	All	6	1107055, 61, 75, 418	S83 ⁷⁵	SR24	X145	N/A	SB65	N/A	N/A	N/A
1949	17	12	1108676	S24	N/R	N/A	N/A	SB138	N/A	N/A	N/A

CLINE TRUCK

PARTS FOR CONTACT CONTROLLED DISTRIBUTORS

Year	Model or Engine	Distributor No.	Contact Assembly ¹	Con- denser	Cap	Rotor	Ignition Coil ^{2,6}
6 CYLINDER							
1956-54	TB-402; Wauk. 135GK-B Eng.	1111747	A40H	G102A	C16A ³	D10	E40

CONTACT ASSEMBLY CONVERSION TABLE

Heavy Duty Assembly	Heavy Duty Pierced Assembly	Standard Assembly
A40H	A40V	A40

EPOXY COIL CONVERSION TABLE

Oil Filled	Epoxy
E40	E81

CHARGING SYSTEM PARTS

PARTS FOR GENERATORS

Year	Model or Engine	Volts	Amps.	Generator No.	Voltage Regulator	Voltage Regulator Fuse	Brush Set	Brush Spring (2 Used)	Bushing
1957-54	TB-402; Wauk. 135GK-B Eng.	12	—	1105939	R159	RF35	X353	N/A	N/A

¹ For Optional Contact Assemblies, refer to Conversion Chart following Distributor Parts Table.

² When Coil Bracket is required, refer to Illustrated Buyers Guide — ICB Prefix.

³ C80 Dust Cover also available.

⁶ For Optional Epoxy Coils, refer to Conversion Chart following Distributor Parts Table.

⁷ Starters require various numbers of Brushes and Springs. Order as needed.

⁷⁵ Floor Switch use S24.

CLINE TRUCK — Cont'd

STARTING SYSTEM PARTS

Year	Model or Engine	Volts	Starter No.	Solenoid Switch	Solenoid Repair Kit	Brush Set ⁷	Brush Spring ⁷	D.E. Bushing	C.E. Bushing	C.E. Washer	Starter Lever
1957-54	TB-402; Wauk. 135GK-B Eng. ...	12	1108954	N/A	N/R	X346	N/A	N/A	SB0	N/A	N/A
1957-54	TB-402; Wauk. 135GK-B Eng. ...	12	1113017	N/A	N/R	X291	N/A	N/A	SB138	N/A	N/A

CORBITT

PARTS FOR CONTACT CONTROLLED DISTRIBUTORS

Year	Model or Engine	Distributor No.	Contact Assembly ¹	Con-denser	Cap	Rotor	Ignition Coil ²⁶
6 CYLINDER							
1954-50	G101, G601, 602, 603, 606.....	1110055, 170	A40H	G102A	C16A ³	D10	E40
1954-50	G301, 302, 402.....	1110124, 1111774, 779	A40H	G102A	C16A ³	D10	E40 ⁵
1949	22FGA, 22TGC, 22TGD, 25TGA	1110124, 1111779	A40H	G102A	C16A ³	D10	N/A
1949	22BQ.....	1110198	A40H	G102A	C16A ³	D10	E40
1948	18TGA.....	1110055	A40H	G102A	C16A ³	D10	E40
1947	18TGA, 22TDB, 22TGC, 22TGD, 25TGA, 28TGA	1110055	A40H	G102A	C16A ³	D10	E40
1947	18TGA, 22TDB, 22TGC, 22TGD, 25TGA, 28TGA	1110124, 1111779	A40H	G102A	C16A ³	D10	N/A

CONTACT ASSEMBLY CONVERSION TABLE

Heavy Duty Assembly	Heavy Duty Pierced Assembly	Standard Assembly
A40H	A40V	A40

EPOXY COIL CONVERSION TABLE

Oil Filled	Epoxy
E1	E80
E40	E81

CHARGING SYSTEM PARTS

PARTS FOR GENERATORS

Year	Model or Engine	Volts	Amps.	Generator No.	Voltage Regulator	Voltage Regulator Fuse	Brush Set	Brush Spring (2 Used)	Bushing
1954-45	22FGA, G301.....	6	—	1100468	R193	N/A	X349	N/A	GB203
1954-49	G101, 302, 402, 601, 602, 603, 606, 25TGA, 28TGA, 22TGC, 22TGD, 22BQ	12	—	1105912, 913	R308	RF35	X228	N/A	N/A
1948-47	22TDB, 22BQ, 18TGA, 22TGC, 22TGD, 25TGA, 28TGA.....	12/24	—	1105912, 913	R308	RF35	X228	N/A	N/A

¹ For Optional Contact Assemblies, refer to Conversion Chart following Distributor Parts Table.

² When Coil Bracket is required, refer to Illustrated Buyers Guide — ICB Prefix.

³ C80 Dust Cover also available.

⁵ Use E1 Coil if 6 Volt.

⁶ For Optional Epoxy Coils, refer to Conversion Chart following Distributor Parts Table.

⁷ Starters require various numbers of Brushes and Springs. Order as needed.

CORBITT — Cont'd

STARTING SYSTEM PARTS

Year	Model or Engine	Volts	Starter No.	Solenoid Switch	Solenoid Repair Kit	Brush Set ⁷	Brush Spring ⁷	D.E. Bushing	C.E. Bushing	C.E. Washer	Starter Lever
1954-49	G101, 302, 402, 601, 602, 603, 606, 25TGA, 28TGA, 22TGC, 22TGD, 22BQ ...	12	1108103	N/A	N/R	X145	N/A	SB137	SB138	N/A	N/A
1954-49	G101, 302, 402, 601, 602, 603, 606, 25TGA, 28TGA, 22TGC, 22TGD, 22BQ ...	12	1108955, 1109150	N/A	N/R	X346	N/A	N/A	SB0	N/A	N/A
1954-49	G101, 302, 402, 601, 602, 603, 606, 25TGA, 28TGA, 22TGC, 22TGD, 22BQ ...	12	414, 708	N/A	N/R	X344	N/A	SB0	SB65	N/A	N/A
1954-45	22FGA, G301	6	724Q	N/A	N/R	X145	N/A	N/A	N/A	N/A	N/A
1948-47	22TDB, 22BQ, 18TGA, 22TGC, 22TGD, 25TGA, 28TGA	12/24	708	N/A	N/R	X344	N/A	SB0	SB65	N/A	N/A
1948-47	22TDB, 22BQ, 18TGA, 22TGC, 22TGD, 25TGA, 28TGA	12/24	1108955	N/A	N/R	X346	N/A	N/A	SB0	N/A	N/A
1948-47	22TDB, 22BQ, 18TGA, 22TGC, 22TGD, 25TGA, 28TGA	12/24	1108103	N/A	N/R	X145	N/A	SB137	SB138	N/A	N/A

SWITCHES/RELAYS/LIGHT SOCKETS & CONNECTORS

RELAYS

Year	Model or Engine	Part No.
HORN RELAY		
1954-47	All	R132

SWITCHES

Year	Model or Engine	Part No.
DIMMER SWITCH		
1954-47	All	DS118

DART (KW)

PARTS FOR CONTACT CONTROLLED DISTRIBUTORS

Year	Model or Engine	Distributor No.	Contact Assembly ¹	Con- denser	Cap	Rotor	Ignition Coil ^{2,6}
6 CYLINDER							
1960-48	140GK, 145GK Eng. 100, 150 Truck, 456 Crane.....	1111175, 775	A40H	G102A	N/A	N/A	E40

¹ For Optional Contact Assemblies, refer to Conversion Chart following Distributor Parts Table.

² When Coil Bracket is required, refer to Illustrated Buyers Guide — ICB Prefix.

⁶ For Optional Epoxy Coils, refer to Conversion Chart following Distributor Parts Table.

⁷ Starters require various numbers of Brushes and Springs. Order as needed.

DART (KW) — Cont'd

PARTS FOR CONTACT CONTROLLED DISTRIBUTORS — Cont'd

Year	Model or Engine	Distributor No.	Contact Assembly ¹	Con-denser	Cap	Rotor	Ignition Coil ^{2,6}
6 CYLINDER — Cont'd							
1953-52	WXLC-3, JXD Eng. 200-3010, 3020 Crane.....	1111807	A40H	G102A	C16A ³	N/A	E1
1953-50	6-SRKR, RXLD Eng. 200-456 Crane.....	1111765, 807	A40H	G102A	C16A ³	N/A	N/A
1953-50	6-MZA Eng. 200-3010 Crane.....	1111410	A40H	G102A	N/A	N/A	E1
1952-50	JXD Eng. 200-3010 Crane.....	1110198	A40H	G102A	C16A ³	N/A	E1
1951-50	6-WAK Eng. 140 Truck.....	1111410	A40H	G102A	N/A	N/A	E40
1948-46	50, 60.....	644S, 1111773	A40H	G102A	C16 ^{3,26}	D10	E1
1948-45	80, 100, 250-452.....	4218	A61	N/A	N/A	N/A	E40
1948-45	80, 100, 250-452.....	1110005, 1111404, 763	A40H	G102A	C16 ^{3,26}	D10	E40
1948-45	80, 100, Wauk. Eng.....	6402, 1111765	A40H	G102A	C16 ^{3,26}	D10	E40
1947-45	150.....	1110098	A40H	N/A	C16 ^{3,26}	N/A	E40

CONTACT ASSEMBLY CONVERSION TABLE

Heavy Duty Assembly	Heavy Duty Pierced Assembly	Standard Assembly
A40H	A40V	A40

EPOXY COIL CONVERSION TABLE

Oil Filled	Epoxy
E1	E80
E40	E81

CHARGING SYSTEM PARTS

PARTS FOR GENERATORS

Year	Model or Engine	Volts	Amps.	Generator No.	Voltage Regulator	Voltage Regulator Fuse	Brush Set	Brush Spring (2 Used)	Bushing
1960-48	140GK, 145GK Eng.....	12	50	1106809, 826	R187	N/A	X263	N/A	N/A
1953-52	WXLC-3 Eng.....	6	40	1105875	R128	RF45	X228	SC202	N/A
1953-51	RXLD Eng.....	12	20	1105914	R308	RF35	X228	SC202	N/A
1953-50	6-SRKR Eng.....	12	20	1105926	R308	RF35	X228	SC202	N/A
1953-50	6-MZA Eng.....	6	30	1105885	R129	RF35	X228	SC202	N/A
1953-50	JXD Eng.....	6	30	1102720	R129	RF35	X228	SC202	N/A
1953-45	140GK, 145GK Eng.....	12	16	1101744	N/A	N/A	X349	N/A	GB203
1948-46	50 Truck.....	6	—	1105881	R129	RF35	X228	N/A	N/A
1948-45	80, 100, 250-452 w/6-SRKR, LO-525 Eng.....	12	20	1105926	R308	RF35	X228	SC202	N/A
1947-46	6-MZA, 6-MZR Eng.....	6	30	1105885	R129	RF35	X228	SC202	N/A

¹ For Optional Contact Assemblies, refer to Conversion Chart following Distributor Parts Table.

² When Coil Bracket is required, refer to Illustrated Buyers Guide — ICB Prefix.

³ C80 Dust Cover also available.

⁶ For Optional Epoxy Coils, refer to Conversion Chart following Distributor Parts Table.

²⁶ C16A Heavy Duty Cap also available.

DART (KW)

DART (KW) — Cont'd

STARTING SYSTEM PARTS

Year	Model or Engine	Volts	Starter No.	Solenoid Switch	Solenoid Repair Kit	Brush Set ⁷	Brush Spring ⁷	D.E. Bushing	C.E. Bushing	C.E. Washer	Starter Lever
1960-57	140GK, 145GK Eng.....	12	1113308	N/A	N/R	X291	N/A	SB102	SB138	N/A	N/A
1956-48	140GK, 145GK Eng.....	12	1109105, 150	N/A	N/R	X346	SC902	SB102	SB0	N/A	N/A
1953-52	WXLC-3 Eng.....	6	1108953	N/A	N/R	X346	SC902	N/A	SB0	N/A	N/A
1953-50	6-SRKR, RXLD Eng.....	12	1108954	N/A	N/R	X346	SC902	N/A	SB0	N/A	N/A
1953-50	6 MZA Eng.....	6	1108951	N/A	N/R	X346	SC902	N/A	SB0	N/A	N/A
1953-50	JXD Eng.....	6	1107434	N/A	N/R	X145	SC204	SB137	SB138	N/A	N/A
1951-50	6 WAK Eng.....	12	644	N/A	N/R	X344	N/A	N/A	N/A	N/A	N/A
1949-47	DFXE Eng.....	24	833	N/A	N/R	X344	SC902	N/A	N/A	N/A	N/A

SWITCHES/RELAYS/LIGHT SOCKETS & CONNECTORS

RELAYS

Year	Model or Engine	Part No.	Year	Model or Engine	Part No.
HORN RELAY			HORN RELAY — Cont'd		
1959-54	All 6 Volt	R102	1953-50	6 MZA, JXD Eng.....	R102
1959-50	140GK, 145GK Eng.....	R132	1951-50	6 WAK Eng.....	R102
1953-52	WXLC-3 Eng.....	R102	1949-45	All 6 Volt.....	R102
1953-50	6 SRKR, RXLD Eng.....	R132	1949-45	All 12 Volt.....	R132

SWITCHES

Year	Model or Engine	Part No.	Year	Model or Engine	Part No.
CIRCUIT BREAKER			DIMMER SWITCH — Cont'd		
Universal Type — To Replace Tubular Glass Fuses			1953-50	6-SRKR, RXLD.....	DS118
1960-55	All Eng. All Models w/10 Amp.....	CB12	1953-50	6 MZA, JXD.....	DS118
1960-55	All Eng. All Models w/15 Amp.....	CB11	1951-50	6 WAK.....	DS118
1960-55	All Eng. All Models w/20 Amp.....	CB8	1949-45	All.....	DS118
1960-55	All Eng. All Models w/25 Amp.....	CB10	HEADLIGHT SWITCH		
1960-55	All Eng. All Models w/30 Amp.....	CB7	1960-48	All Exc. w/WXLC-3.....	S141
1960-55	All Eng. All Models w/40 Amp.....	CB6	IGNITION STARTER SWITCH — w/o Lock Cyl.		
1960-55	All Eng. All Models w/50 Amp.....	CB14	1960-48	All Exc. w/RXLD, WXLC-3 Eng.....	CS26
DIMMER SWITCH			LOCK CYL. & KEYS		
1959-50	140GK, 145GK.....	DS118	1960-48	All Exc. w/RXLD, WXLC-3 Eng.....	CS18L
1953-52	WXLC-3.....	DS118			

⁷ Starters require various numbers of Brushes and Springs. Order as needed

DIAMOND T

PARTS FOR CONTACT CONTROLLED DISTRIBUTORS

Year	Model or Engine	Distributor No.	Contact Assembly ¹	Con-denser	Cap	Rotor	Ignition Coil ^{2,6}
6 CYLINDER							
1961-59	OH-145, OH-160 LPG, OH-170, OH-185 Eng. 534, C, 634, C, 734, C	1111862, 866, 905	A40H	G102A	C151	D132	E40
1958	XL-264 Eng. 421, 430C	1112418	A40H	G102A	C16 ²⁶	D10	●E30 ²⁴
1958-55	XL-308, XL-372, XL-406 Eng. 530, C, 531, 532, 630 w/12 Volt System	1112321, 412	A40H	G102A	C16 ²⁶	D10	●E30 ²⁴
1958-55	XL-308, XL-372, XL-406 Eng. 530, C, 531, 532, 630 w/6 Volt System	1112321, 412	A40H	G102A	C16 ²⁶	D10	E1
1958-55	XL-450, XL-501 Eng. 632, 662, 730, C, 830, C	1112357	A40H	G102A	C16 ²⁶	D10	E40
1957-55	XL-264 Eng. 430	1112355	A40H	G102A	C16 ²⁶	D10	E1
1956-51	All Eng. 422, C, 522, C, 622, C w/6 Volt System	IAD-6001-2F, IAD-6009-2A	A81	G124	C123	D103	E5
1956-51	All Eng. 660, C, 720, H, 723C, 920 w/12 Volt System	IAD-6001-2F, IAD-6009-2A	A81	G124	C123	D103	E502
1954-53	5360 Eng. 323	1110227	A75V	G102A	C16 ²⁶	D10	E1
1954-51	All Eng. 722, 900C	IAD-4034-A	A81	G124	C123	D103	E40
1954-49	All Eng. 222, 306C, 404SC-JXE, 420, 509C, SC, 520, 614, C, SC, 620 w/6 Volt System	IAD-6001-2B, 2L	A81	G124	C123	D103	E5
1954-49	All Eng. 420, 509C, SC, 520, 614, C, SC, 620 w/12 Volt System	IAD-6001-2B	A81	G124	C123	D103	E502
1953-50	All Eng. 222, 306C, 322, 404SC-JXE w/6 Volt System	IGW-6001-2	A70	G127	C247	D91B	N/A
1952-50	QXLD Eng. 222, 322	1111818	A40H	G102A	C16A ³	N/A	E1
1951-46	All Eng. 650, 702A, 703, 704, 806C, 809, 900C w/6 Volt System	IAD-4016-A, IAD-4034-A, IAD-6001-2F, IAD-6009-2A	A81	G124	C123	D103	N/A
1951-46	All Eng. 702A, 704, 806C, 900, C, 901 w/12 Volt System	IAD-4016-A, IAD-4025, IAD-4034-A, IAD-4035	A81	G124	C123	D103	N/A
1949-47	321	IGW-4114-E, IGW-6001-2	A70	G127	N/A	D103	E5
1949-46	702, 802C, 803C, 804C, 805, 806, 806C, W-DR	IAD-4016-A, IAD-4025, IAD-4034-A, IAD-4035	A81	G124	C123	D103	E5
1949-46	702, 802C, 803C, 804C, 805, 806, 806C, W-DR	IGC-4065, IGC-4274-A	A70	G124	N/A	N/A	E5
1949-40	305C, 404, C, HD, SC	IAD-4019-A, A1, IAD-6001-2B	A81	G124	C123	D103	E5

● A Borg-Warner Brand "P" Version Also Available See Inside Back Cover.

¹ For Optional Contact Assemblies, refer to Conversion Chart following Distributor Parts Table.

² When Coil Bracket is required, refer to Illustrated Buyers Guide — ICB Prefix.

³ C80 Dust Cover also available.

⁶ For Optional Epoxy Coils, refer to Conversion Chart following Distributor Parts Table.

²⁴ E500HP Performance Coil also available.

²⁶ C16A Heavy Duty Cap also available.

DIAMOND T

DIAMOND T — Cont'd

PARTS FOR CONTACT CONTROLLED DISTRIBUTORS — Cont'd

Year	Model or Engine	Distributor No.	Contact Assembly ¹	Con-denser	Cap	Rotor	Ignition Coil ²
6 CYLINDER — Cont'd							
1949-40	305C, 404, C, HD, SC	IGW-4005-A, IGW-4014-A, F, D, IGW-4023-B, IGW-6001-2	A70	G127	N/A	N/A	E5
1949-40	201, 306, 306C, 306SC	IGW-4114-E, IGW-6001-2	A70	G127	N/A	D103	E5
1949-40	406, 509C, SC, 612C, SC, 614C, SC	IAD-4019-A, A1, IAD-6001-2B	A81	G124	C123	D103	E40 ¹¹
1949-40	406, 509C, SC, 612C, SC, 614C, SC	IGW-4005-A, IGW-4014-A, F, D, IGW-4023-B, IGW-6001-2	A70	G127	N/A	N/A	E40 ¹¹
1949-40	900.....	—	A70	G124	N/A	N/A	E5
8 CYLINDER							
1961-60	738, 838 w/DT8-207, 235 Eng.	1111660	●A120	●G120A	●C158	●D138	E40
1961-59	738, 838 w/OV-207, OV-220 LPG, OV-235 Eng.	1110620, 621, 623	A72	G102A	C145	D134	N/A

CONTACT ASSEMBLY CONVERSION TABLE

Heavy Duty Assembly	Heavy Duty Pierced Assembly	Standard Assembly
A40H	A40V	A40
A72	N/A	A72

EPOXY COIL CONVERSION TABLE

Oil Filled	Epoxy
E5	E80
E1	E80
●E30	E82
E502	E81
E40	E81

CHARGING SYSTEM PARTS

PARTS FOR GENERATORS

Year	Model or Engine	Volts	Amps.	Generator No.	Voltage Regulator	Voltage Regulator Fuse	Brush Set	Brush Spring (2 Used)	Bushing
1961-59	All	12	30	1102040	R153	RF35	X270	SC202	N/A
1961-59	All	12	35	1105127	N/A	RF35	X353	N/A	N/A
1961-59	All	12	55	1106991	N/A	N/A	X263	N/A	N/A
1961-55	All	12	40	1106821	R236	RF45	X263	N/A	N/A
1961-55	All	12	50	1106822	R187	N/A	X263	N/A	N/A
1961-55	All	12	50	1106986	R320	N/A	X263	N/A	N/A
1958-55	All	12	30	1102059	R153	RF35	X270	N/A	N/A
1958	All	12	35	1106987	N/A	RF35	X263	N/A	N/A
1958-55	All	6	55	1106757	N/A	N/A	X263	N/A	N/A
1958-55	All	6	40	1100031	R128	RF45	X270	SC202	N/A
1958-55	All	6	45	1102820	R136	RF45	X270	SC202	N/A
1958-55	All	6	45	1106758	R128	RF45	X263	N/A	N/A

● A Borg-Warner Brand "P" Version Also Available See Inside Back Cover.

¹ For Optional Contact Assemblies, refer to Conversion Chart following Distributor Parts Table.

² When Coil Bracket is required, refer to Illustrated Buyers Guide — ICB Prefix.

⁶ For Optional Epoxy Coils, refer to Conversion Chart following Distributor Parts Table.

¹¹ Use E5 Coil if 6 Volt.

DIAMOND T — Cont'd

CHARGING SYSTEM PARTS — Cont'd

PARTS FOR GENERATORS — Cont'd

Year	Model or Engine	Volts	Amps.	Generator No.	Voltage Regulator	Voltage Regulator Fuse	Brush Set	Brush Spring (2 Used)	Bushing
1958-55	All	12	30	1102044	R153	RF35	X270	SC202	N/A
1958-55	All	12	55	977	N/A	N/A	X263	N/A	N/A
1956-51	All	6	40	GGW, GHK	R118	RF45	X260	N/A	GB202
1956-51	All	6	55	GGU	N/A	N/A	X260	N/A	GB202
1954-53	Nash 5360 Eng.....	6	45	1102777	R136	RF45	X270	SC202	GB203
1954-51	Buda & Cummins Eng.....	12	50	1106805, 822	R187	N/A	X263	N/A	N/A
1954-49	Herc. DFXE Eng.	12	50	1106808	R187	N/A	X263	N/A	N/A
1954-49	All	6	35	GGW	R118	RF45	X260	N/A	GB202
1954-40	All	6	35	GDZ	R121 ⁸²	RF35	X260	N/A	GB200
1952-50	Herc. QXLD Eng.....	6	40	1102747	R128	RF45	X263	N/A	N/A
1952-49	Herc. DJXH Eng.	12	25	1105921	R308	RF35	X228	N/A	N/A
1952-49	Herc. DWXD Eng.	12	40	1106803	R236	RF45	X263	N/A	N/A
1950-41	All	6	—	GGJ-6001C	R142	RF45	N/A	N/A	N/A

STARTING SYSTEM PARTS

Year	Model or Engine	Volts	Starter No.	Solenoid Switch	Solenoid Repair Kit	Brush Set ⁷	Brush Spring ⁷	D.E. Bushing	C.E. Bushing	C.E. Washer	Starter Lever
1961-59	OH-145, 170, 185, 160LPG Eng.	12	1107671	S88	SR12	X265	SC206	SB102	SB0	SC218	N/A
1961-59	OV-207, 235, 220 LPG Eng.	12	1108621	S88	SR12	X145	SC204	N/A	N/A	N/A	N/A
1958-55	XL-264 Eng.	6	1108042	S83	SR15	X145	SC204	SB65	N/A	SC218	N/A
1958-55	XL-308, 372 Eng... 58	6	1108033, 58	S84	SR15	X145	SC204	N/A	N/A	SC218	N/A
1958-55	XL-406 Eng.	6	1113048	N/A	N/R	X291	N/A	SB137	SB134	N/A	N/A
1958-55	XL-264 Eng.	12	1107679	●S100	SR10	X265	SC206	SB102	SB0	SC218	SC212
1958-55	XL-406 Eng.	12	1107680	●S100	SR10	X265	SC206	SB65	SB0	SC218	SC212
1958-55	XL-372, 406, 450, 501 Eng.....	12	1113049	S673	SR15	X291	N/A	SB137	SB134	N/A	N/A
1958-55	XL-308 Eng.	12	1108153	N/A	N/R	N/A	SC204	N/A	N/A	SC218	N/A
1956-50	All	6 & 12	ML	S79 ⁸³	N/R	X329	SC208	SB136 ⁸⁴	N/A	N/A	N/A
1956-50	All	6 & 12	MAS	N/A	N/R	N/A	SC208	SB136	N/A	N/A	N/A
1956-49	JXLD Eng.	12	MAB	S79	N/R	X327	SC208	SB136	N/A	N/A	N/A
1956-49	JXLD Eng.	12	MAU	S72	N/R	N/A	SC208	SB136	N/A	N/A	N/A
1954-53	Nash 5360 Eng....	6	1107959	S79	N/R	X145	SC204	N/A	N/A	N/A	N/A
1954-52	HB, HRB, HRBB, NHS, NHB, NHRS Eng.	24	1108863, 71	S116	N/R	X346	SC902	N/A	SB141	N/A	N/A

● A Borg-Warner Brand "P" Version Also Available See Inside Back Cover.

⁷ Starters require various numbers of Brushes and Springs. Order as needed.

⁸² R118 if Positive Ground. Also use RF45 Fuse.

⁸³ Starter ML-4312 only.

⁸⁴ SB140 Bushing with ML-4322 Starter.

DIAMOND T

DIAMOND T — Cont'd

STARTING SYSTEM PARTS — Cont'd

Year	Model or Engine	Volts	Starter No.	Solenoid Switch	Solenoid Repair Kit	Brush Set ⁷	Brush Spring ⁷	D.E. Bushing	C.E. Bushing	C.E. Washer	Starter Lever
1954-52	JBS-600 Eng.	12	1108840	N/A	N/R	X346	SC902	N/A	SB141	N/A	N/A
1954-49	6DAS-844, DFXE Eng.	24	806, 833	N/A	N/R	X344	SC902	N/A	N/A	N/A	N/A
1952-49	DJXH, DWXD Eng.	24	1108872, 81	S116	N/R	X346	N/A	N/A	N/A	N/A	N/A
1952-49	QXLD Eng.	6	1107976	S79	N/R	X145	SC902	SB0	N/A	N/A	N/A
1952-49	QXLD Eng.	6	1108006	S79	N/R	X145	SC902	SB137	N/A	N/A	N/A

STARTER DRIVES

Year	Model or Engine	Part No.	Year	Model or Engine	Part No.
1962-59	All Eng. 738, 838 w/Delco Str.	SD221	1958-55	All Eng. All Models w/Delco Str. 1107680	SD221
1962-55	All Eng. 430 w/Delco Str. 1108042.	SD221	1956-48	All Eng. All Models w/Prestolite Str. MAB-4118, MAB-4119, MAB-4123, ML-4312, ML-4318	SD135
1962-55	All Eng. 530, 532, 630 w/Delco Str. 1108033, 1108058, 1108153, 1113048, 1113049.	SD221	1952-50	All Eng. 222, 322 w/Delco Str. 1107967, 1108006.	SD135
1958-55	All Eng. 632, 662, 730, 730C, 830, 830C w/Delco Str. 1113049.	SD221			

SWITCHES/RELAYS/LIGHT SOCKETS & CONNECTORS

RELAYS

Year	Model or Engine	Part No.	Year	Model or Engine	Part No.
HORN RELAY			HORN RELAY — Cont'd		
1961-59	All	R132	1954-52	HB, HRB, HRBB, NHS, NHB, NHRS, JBS-600 Eng.	R132
1958-55	XL-264, 308, 372, 406 Eng. (6 Volt)	R102	1954-50	6DAS-844, DFXE Eng.	R132
1958-55	XL-264, 308, 372, 406, 450, 501 Eng. (12 Volt)	R132	1952-50	DJXH, DWXD Eng.	R132
1956-50	MAB Starter	R102	1952-50	QXLD Eng.	R102
1956-50	MAU Starter	R132	1949-40	All 6 Volt	R102
1955-50	ML, MAS Starters (6 Volt)	R102	1949-40	All 12 Volt	R132
1955-50	ML, MAS Starters (12 Volt)	R132			
1954-53	Nash 5360 Eng.	R102			

SWITCHES

Year	Model or Engine	Part No.	Year	Model or Engine	Part No.
AXLE SWITCH DRIVE SCREW			DIMMER SWITCH — Cont'd		
	All	S986	1952-50	DJXH, DWXD, QXLD Eng.	DS118
CIRCUIT BREAKER			EATON TWO-SPEED AXLE SHIFT SWITCH		
Universal Type — To Replace Tubular Glass Fuses			All		
1961-55	All Eng. All Models w/10 Amp.	CB12	All		
1961-55	All Eng. All Models w/15 Amp.	CB11	IGNITION STARTER SWITCH — w/o Lock Cyl.		
1961-55	All Eng. All Models w/20 Amp.	CB8	1952-50	QXLD Eng.	CS26
1961-55	All Eng. All Models w/25 Amp.	CB10	LOCK, TUMBLER & KEY		
1961-55	All Eng. All Models w/30 Amp.	CB7	1952-50	QXLD Eng.	CS18L
1961-55	All Eng. All Models w/40 Amp.	CB6	STOPLIGHT SWITCH		
1961-55	All Eng. All Models w/50 Amp.	CB14	1961-40	All	S192
DIMMER SWITCH			TERMINAL BLOCK SWITCH		
1961-55	All w/Screw Terminals	DS118	All		
1954-50	6DAS-844, DFXE Eng.	DS118	All		

⁷ Starters require various numbers of Brushes and Springs. Order as needed.

DIVCO

PARTS FOR CONTACT CONTROLLED DISTRIBUTORS

Year	Model or Engine	Distributor No.	Contact Assembly ¹	Con-denser	Cap	Rotor	Ignition Coil ²⁶
4 CYLINDER							
1967-61	All w/6 Volt System.....	All	A40H	G102A	C150	N/A	E1
1967-61	All w/12 Volt System	All	A40H	G102A	C150	N/A	E40
1960-59	G4-193 Eng. w/6 Volt System	All	A40H	G102A	C150 ³	D10	E1
1960-59	G4-193 Eng. w/12 Volt System	All	A40H	G102A	C150 ³	D10	E40
1958-54	11, 12, 13, 24, 36, 114, 124, 134, 244, 364.....	All	A40H	G102A	C150 ³	D10	E1
1953-49	UM-8, 9, 11, 12, 13, 24, 36.....	All	A40H	G102A	C150 ³	N/A	E1
6 CYLINDER							
1973-66	240, 300 Eng.	All	A97H	●G125	●C137	●D197	E70
1967-61	F06-226 Eng. 40B, 40C, 50B, 50C, 70B, 70SE	1110264	A72	G102A	C16A	N/A	E40
1967-61	QXLD-3 Eng. 10C, 100CX, 200A, B, 300, B, C, D, E, 306E	1111870	A40H	G102A	C16A	N/A	E40
1967-61	G-3000 Eng. 10C, 100CX, 200A, B, 300, B, C, D, E, 306E	1112616	A40H	G102A	C16A	N/A	E40
1965-61	G-262 Eng. 200C, 306C, D, F, 40D, E, 50E, F, 70C, D, SE.....	CITE-12127-D	A97H	G111	●C137	D130	E70
1965-61	F-223 Eng. 100SR, 200SR, 300SR	C2AZ-12127-E	A97H	G111	●C137	D130	E70
1960-59	Super 6 Eng. 41-47, 51-57, 71-76 w/6 Volt System....	All	A75V	G102A	C151	D132	E1
1960-59	Super 6 Eng. 41-47, 51-57, 71-76 w/12 Volt System...	All	A75V	G102A	C151	D132	E40
1960-59	Herc. 6 Eng. 15, 154, 214, 24, 334, 44, 74 w/6 Volt System	All	A40H	G102A	C16A ³	N/A	E1
1960-59	Herc. 6 Eng. 15, 154, 214, 24, 334, 44, 74 w/12 Volt System	All	A40H	G102A	C16A ³	N/A	E40
1958-54	Super 6 Eng. 15, 21, 33, 37, 41, 42, 51, 52	All	A75V	G102A	C151	D132	E1
1958-54	Herc. 6 Eng. 15, 21, 22, 33, 34, 37, 154, 214, 224, 344, 374.....	All	A40H	G102A	C16 ⁸⁵	D10	E1
1955-45	QXD-3 Eng.	1110198	A40H	G102A	C16 ³²⁶	D10	E1
1953-48	ULM, UM-9E6, 14, 15, 21, 22, 31, 32, 33, 34, 37.....	All	A40H	G102A	C16 ⁸⁵	D10	E1
1944-40	ULM Eng.	All	N/A	N/A	N/A	D8	E1

CONTACT ASSEMBLY CONVERSION TABLE

Heavy Duty Assembly	Heavy Duty Pierced Assembly	Standard Assembly
A97H	●A97V	N/A
A40H	A40V	A40
A72	N/A	N/A

EPOXY COIL CONVERSION TABLE

Oil Filled	Epoxy
E1	E80
E70	E82
E40	E81

IGNITION COIL RESISTOR

Year	Model or Engine	Part No.
1973-66	6 Cyl. 240, 300 Eng.	RU13
1965-61	6 Cyl. 223, 262 Eng.	RU13

● A Borg-Warner Brand "P" Version Also Available See Inside Back Cover.

¹ For Optional Contact Assemblies, refer to Conversion Chart following Distributor Parts Table.

² When Coil Bracket is required, refer to Illustrated Buyers Guide — ICB Prefix.

³ C80 Dust Cover also available.

⁶ For Optional Epoxy Coils, refer to Conversion Chart following Distributor Parts Table.

²⁶ C16A Heavy Duty Cap also available.

⁸⁵ Also use C80 Dust Cap and C16A Heavy Duty Cap.

DIVCO — Cont'd

CHARGING SYSTEM PARTS

PARTS FOR ALTERNATORS

Year	Model or Engine	Volts	Amps.	Alternator No.	Voltage Regulator	Brush Set	Brush & Holder Assembly	Positive Diode (3 Used)	Negative Diode (3 Used)	Diode Trio	Alternator Con-denser
1967-65	All	12	42	1100696	R310	X293	X302	SC2P	SC2N	N/R	G80
1967-65	Optional	12	55	1100690	R310	X293	X302	SC2P	SC2N	N/R	G80
1967-63	All w/Cont. Eng. F4-162, G4-193, FO-226, Herc. Eng. ..	12	42	1100629	R310	N/A	X285	SC2P	SC2N	N/R	G80
1967-63	Optional	12	55	1100633	R310	N/A	X285	SC2P	SC2N	N/R	G80
1965	All	12	42, 52	1100689, 690	R310	X293	X302	SC2P	SC2N	N/R	G80
1965-63	All	12	42, 52	1100629, 633	R310	N/A	X285	SC2P	SC2N	N/R	G80

PARTS FOR GENERATORS

Year	Model or Engine	Volts	Amps.	Generator No.	Voltage Regulator	Voltage Regulator Fuse	Brush Set	Brush Spring (2 Used)	Bushing
1964-63	All	6	25	1105876	R129	RF35	X228	SC202	N/A
1964-63	All	6	40	1105009	R128	RF45	X353	SC202	N/A
1964-63	All	12	40	1105123	N/A	RF45	X270	N/A	N/A
1964-63	All	12	35	1105116	N/A	RF35	X353	N/A	N/A
1962-58	All	6	25	1105876	R129	RF35	X228	SC202	N/A
1962-58	All	6	30	1102819	R129	RF35	X270	SC202	GB203
1962-58	All	6	40	1105009	R128	RF45	X353	SC202	N/A
1962-58	All	6	45	1102822	R136	RF45	X270	SC202	GB203
1962-58	All	6	45	1102198	R181	RF45	X270	N/A	N/A
1962-58	All	12	30	1102049	R153	RF35	X270	N/A	GB203
1962-58	All, Diesel	12	35	1105116	N/A	RF35	X353	N/A	N/A
1957-47	All	6	25	1105876	R129	RF35	X228	SC202	N/A
1957-47	All	6	30	1102819	R129	RF35	X270	SC202	GB203
1957-47	All	6	45	1102822	R136	RF45	X270	SC202	GB203
1957-47	All	6	40	1105009	R128	RF45	X353	SC202	N/A

STARTING SYSTEM PARTS

Year	Model or Engine	Volts	Starter No.	Solenoid Switch	Solenoid Repair Kit	Brush Set ⁷	Brush Spring ⁷	D.E. Bushing	C.E. Bushing	C.E. Washer	Starter Lever
1965	All w/Cont. Eng. F-4-162-S, G4-193, F06-266	12	1107884	●S100	SR10	X265	SC206	SB106	N/A	N/A	SC212
1965	Cont. Eng. F06-226	12	1107309	S88	SR12	X265	N/A	SB65	N/A	N/A	N/A
1965-63	All w/Herc. Eng. QXLD, 3	12	1107884	●S100	SR10	X265	SC206	SB106	N/A	N/A	N/A
1965-63	All w/Herc. Eng. G-3000	12	1107234	●S100	SR10	X265	N/A	SB65	N/A	N/A	N/A

● A Borg-Warner Brand "P" Version Also Available See Inside Back Cover.

⁷ Starters require various numbers of Brushes and Springs. Order as needed.

DIVCO — Cont'd

STARTING SYSTEM PARTS — Cont'd

Year	Model or Engine	Volts	Starter No.	Solenoid Switch	Solenoid Repair Kit	Brush Set ⁷	Brush Spring ⁷	D.E. Bushing	C.E. Bushing	C.E. Washer	Starter Lever
1964-61	All	6	1108055	S79	N/R	X145	SC204	SB137	SB138	N/A	N/A
1964-61	All	6	1108081	N/A	N/R	X145	SC204	SB137	N/A	N/A	N/A
1964-61	All	6	1108082	S84	SR15	X145	SC204	N/A	N/A	N/A	N/A
1964-61	All	12	1107663	S72	N/R	X265	SC206	SBO	SBO	N/A	N/A
1964-61	All	12	1107761	N/A	N/R	X265	SC206	SB138	SB138	N/A	N/A
1964-61	All	12	1107884	●S100	SR10	X265	SC206	N/A	N/A	N/A	SC212
1964-61	All	12	1108165	S72	N/R	X265	SC204	SB137	SB138	N/A	N/A
1964-61	All	12	1108184	S72	N/R	X265	SC206	SB137	SBO	N/A	N/A
1960-54	All	6	1108081	N/A	N/R	X145	SC204	SB137	N/A	N/A	N/A
1960-54	All	6	1107010	S912	N/R	X145	SC204	SBO	N/A	N/A	N/A
1960-54	All	6	1107086	S912	N/R	X145	SC204	SB137	SB138	N/A	N/A
1960-54	All	6	1107090, 149	S62	N/R	X145	SC204	SB137	N/A	N/A	N/A
1960-54	All	6	1107146	S84	SR15	X145	SC204	SB0 ¹⁰	N/A	N/A	N/A
1960-54	All	6	1107959	S79	N/R	X145	SC204	N/A	N/A	N/A	N/A
1960-54	All	12	1107663	S72	N/R	X265	SC206	SBO	SBO	N/A	N/A
1957-47	All	6	1107959	S79	N/R	X145	SC204	N/A	N/A	N/A	N/A
1957-47	All	6	1107010	S912	N/R	X145	SC204	SBO	N/A	N/A	N/A
1957-47	All	6	1107086	S912	N/R	X145	SC204	SB137	SB138	N/A	N/A
1957-47	All	6	1107090, 149	S62	N/R	X145	SC204	SB137	N/A	N/A	N/A
1957-47	All	6	1107146	S84	SR15	X145	SC204	SB0 ¹⁰	N/A	N/A	N/A

STARTER DRIVES

Year	Model or Engine	Part No.
1960-59	All Eng. All Models w/Str. 1107480, 1107897, 1108081, 1108084	SD135
1960-47	All Eng. All Models w/Str. 1107146	SD565

SWITCHES/RELAYS/LIGHT SOCKETS & CONNECTORS

CONNECTORS

Year	Model or Engine	Part No.
DIMMER SWITCH CONNECTOR		
1965	All	PT63

RELAYS

Year	Model or Engine	Part No.
HORN RELAY		
1965	All	R169
1964-47	All 6 Volt	R102
1964-47	All 12 Volt	R132

● A Borg-Warner Brand "P" Version Also Available See Inside Back Cover.

⁷ Starters require various numbers of Brushes and Springs. Order as needed.

¹⁰ Also use SB135 Intermediate Bushing.

DIVCO — Cont'd

SWITCHES/RELAYS/LIGHT SOCKETS & CONNECTORS — Cont'd

SWITCHES

Year	Model or Engine	Part No.	Year	Model or Engine	Part No.
CIRCUIT BREAKER			CIRCUIT BREAKER — Cont'd		
Universal Type — To Replace Tubular Glass Fuses			Universal Type — To Replace "Autofuse" Type — Cont'd		
1973-55	All Eng. All Models w/10 Amp.	CB12	1973-70	All Eng. All Models w/30 Amp.	CB230
1973-55	All Eng. All Models w/15 Amp.	CB11	DIMMER SWITCH		
1973-55	All Eng. All Models w/20 Amp.	CB8	1965	All	DS111
1973-55	All Eng. All Models w/25 Amp.	CB10	1964-47	All	DS118
1973-55	All Eng. All Models w/30 Amp.	CB7	DOOR JAMB SWITCH		
1973-55	All Eng. All Models w/40 Amp.	CB6	1960-47	All	S874
1973-55	All Eng. All Models w/50 Amp.	CB14	HEADLIGHT SWITCH		
Universal Type — To Replace "Autofuse" Type			1965	All	S415
1973-70	All Eng. All Models w/5 Amp.	CB205	HEATER SWITCH		
1973-70	All Eng. All Models w/6 Amp.	CB206	1960-56	All	S878
1973-70	All Eng. All Models w/8 Amp.	CB208	STOPLIGHT SWITCH		
1973-70	All Eng. All Models w/10 Amp.	CB210	1964-52	All w/Male Snap Terminals	S194
1973-70	All Eng. All Models w/12 Amp.	CB212	1964-46	All w/Female Snap Terminals	S193
1973-70	All Eng. All Models w/15 Amp.	CB215	1952-47	All w/Screw Terminals	S192
1973-70	All Eng. All Models w/20 Amp.	CB220			
1973-70	All Eng. All Models w/25 Amp.	CB225			

DODGE & FARGO

PARTS FOR ELECTRONIC DISTRIBUTORS

Year	Model or Engine	Cap	Rotor <input type="checkbox"/>	Control Unit	Pick-Up Plate Assembly	Reluctor	Ignition Coil ²⁶
6 CYLINDER							
1985-80	All	C171 or ●C190	●D147	●CBE14	ME1A ⁸¹	RE1	E38 ²⁴
1979-73	225 (3.7L) Eng.	C171 or ●C190	●D147	CBE5	ME1A	RE1	E38 ²⁴
8 CYLINDER							
1985-80	All	C156 or ●C191	●D147	●CBE14	ME2A ^{47,80}	RE2	E38 ²⁴
1979-76	413 (6.8L) Eng. w/Chrysler Dist.	C156 or ●C191	●D147	CBE5	ME2A ⁴⁷	RE2	E38 ²⁴
1979-75	360 (5.9L) Eng.	C156 or ●C191	●D147	CBE5	ME2A ⁴⁷	RE2	E38 ²⁴
1979-73	318 (5.2L) Eng.	C156 or ●C191	●D147	CBE5	ME2A ⁴⁷	RE2	E38 ²⁴
1979-72	361 (5.9L) Eng. w/Chrysler Dist.	C156 or ●C191	●D147	CBE5	ME2A ⁴⁷	RE2	E38 ²⁴
1977-72	361 (5.9L), 413 (6.8L) Eng. w/Holley Dist.	C176	D151	CBE5	ME34	RE2	E38 ²⁴

● A Borg-Warner Brand "P" Version Also Available See Inside Back Cover.

Use CL75 Silicone Compound on Rotor Blade when replacing.

² When Coil Bracket is required, refer to Illustrated Buyers Guide — ICB Prefix.

⁶ For Optional Epoxy Coils, refer to Conversion Chart following Distributor Parts Table.

²⁴ E500HP Performance Coil also available.

⁴⁷ ME85 Pick-up w/o Plate also available.

⁸⁰ W/Dual Plate Pick-up use ME39.

⁸¹ W/Dual Plate Pick-up use ME41.

DODGE & FARGO — Cont'd

PARTS FOR ELECTRONIC DISTRIBUTORS — Cont'd

PCV VALVE

Year	Model or Engine	Part No.	Year	Model or Engine	Part No.
1985-70	All	PCV207	1968-62	6 Cyl. To Serial #1668000	PCV232
1969	6 Cyl.	PCV232	1968-62	6 Cyl. From Serial #1668000	PCV207
1969	8 Cyl.	PCV207	1968-62	8 Cyl.	PCV233

PARTS FOR CONTACT CONTROLLED DISTRIBUTORS

Year	Model or Engine	Distributor No.	Contact Assembly ¹	Con-denser	Cap	Rotor	Ignition Coil ^{2,6}
6 CYLINDER							
1973-61	225 (3.7L) Eng.	All	A110M	●G128	●C190	●D147	E38 ²⁴
1967-64	251 (4.1L) Eng.	IBR-4002BS, 2098324	A85	G136	C159	D128	E38 ²⁴
1966-64	All Can.	IBR	A102V	G136	●C190	D156	E38 ²⁴
1966-62	251 (4.1L) Eng.	IBR	A85	G136	C159	D128	E38 ²⁴
1963-62	All Can.	IBR-4203D	A102V	G136	●C190	D156	E38 ²⁴
1963-62	All Can.	IBR-4201C, J	A85	G136	C15	D178	E38 ²⁴
1961	251 (4.1L) Eng.	IBR-4002A, B	A85	G136	C159	D128	E38 ²⁴
1960	All	IBR	A85	G136	C159	D128	E38 ²⁴
1959-57	All	IBR	A85	G136	C143	D128	E502
1959-57	All	IAT	A81	G136	C143	D128	E502
1956	All	IAT	A85	G124	C143	D128	E502
1956	All	IAY	A81	G136	C143	D128	E502
1956	All	IAO	A81	G136	C140	D103	E502
1956	All	IGC	A81	G136	C123	D103	E502
1955-49	All	IAT	A85	G124	C143	D128	E5
1955-49	All	IAY	A81	G136	C143	D128	E5
1955-48	All	IAD, IAO	A81	G136	C140	D103	E5
1955-48	All	IGC	A81	G136	C123	D103	E5
1950-48	All	IAP	A81	G136	C140	D103	E5
1947-42	WC, WD, WD20, WD21, WF, WFM, WG, WGM, WH, WDX	All	A81	G124	C123	D103	E5
8 CYLINDER							
1973-68	361 (5.9L), 413 (6.8L) Eng.	Holley	A113V	G111	C176	D151	●E30 ²⁴
1973-68	478 (7.8L), 549 (9.0L) Eng.	Holley	A113V	G111	C176	D151	E38 ²⁴
1973-62	All	Chrysler	A110M	●G128	●C191	●D147	E38 ²⁴
1972-69	361 (5.9L) Eng.	IBP-4301AS,S, 2875877, 3656374	A105	G136	C161	D182	E38 ²⁴
1966-64	All Can.	IBP	A102V	G136	C161	D182	E38 ²⁴
1963-62	All Can.	IBP-4008D	A105	G136	C161	D182	E38 ²⁴
1963-62	All Can.	IBP-4003W, IBP-4008F	A102V	G136	C161	D182	E38 ²⁴
1961	318 (5.2L) Eng.	IBP-4003R, IBR-4201A	A102V	G136	C161	D182	E38 ²⁴

● A Borg-Warner Brand "P" Version Also Available See Inside Back Cover.

¹ For Optional Contact Assemblies, refer to Conversion Chart following Distributor Parts Table.

² When Coil Bracket is required, refer to Illustrated Buyers Guide — ICB Prefix.

⁶ For Optional Epoxy Coils, refer to Conversion Chart following Distributor Parts Table.

²⁴ E500HP Performance Coil also available.

DODGE & FARGO — Cont'd

PARTS FOR CONTACT CONTROLLED DISTRIBUTORS — Cont'd

Year	Model or Engine	Distributor No.	Contact Assembly ¹	Con-denser	Cap	Rotor	Ignition Coil ²⁶
8 CYLINDER — Cont'd							
1961	360 (5.9L) Eng.	IBP-4006,B	A105	G136	C161	D182	E38 ²⁴
1961-60	All	Holley	●A97V	G111	●C154	●D198	E38 ²⁴
1960	All	IBP-4006,B	A105	G136	C161	D182	E38 ²⁴
1960	All	IBP-4003	A102V	G136	C161	D182	E38 ²⁴
1959-57	All	IBP	A102V	G136	C152	D182	E38 ²⁴
1959-57	All	IBM	A95	G136	C152	D182	E38 ²⁴
1959-57	All	Holley	●A97V	G111	●C154	●D198	E38 ²⁴
1956	All	IBJ	A99V	G136	C152	D182	E38 ²⁴
1956	All	IBM, IBO	A95	G136	C152	D182	E38 ²⁴
1956	All	IAZ	A99V ⁵⁰	G136	C141	D104	E38 ²⁴
1956	All	IBB	A95 ⁵⁰	G136	C141	D104	E38 ²⁴
1955-52	All	IAZ	A99V ⁵⁰	G136	C141	D104	E5
1955-52	All	IBB	A95 ⁵⁰	G136	C141	D104	E5

CONTACT ASSEMBLY CONVERSION TABLE

Heavy Duty Assembly	Heavy Duty Pierced Assembly	Performance Assembly
A85	A85	N/A
A95	A96V	N/A
A99V	N/A	N/A
A102V	A102V	N/A
A97H	●A97V	N/A
A110M	●A110V	●A110V

EPOXY COIL CONVERSION TABLE

Oil Filled	Epoxy
E5	E80
●E30	E82
E502	E81
E38	E82

RESISTOR

Year	Model or Engine	Part No.
1985-72	All w/Electronic Ign.	RUE1
1973-72	All w/o Electronic Ign. Exc. 478 (7.8L), 549 (9.0L) Eng.	RU12
1971-60	All	RU12
1959-56	All 8 Cyl.	RU12

LEAD WIRES

Year	Model or Engine	Primary	Ground	Year	Model or Engine	Primary	Ground
1972-70	All	DL72	N/A	1962	8 Cyl. 318 & 361 Eng.	DL59	N/A
1970-68	All	DL59	N/A	1961	6 Cyl. All Exc. 251 Eng.	DL59	N/A
1967-63	6 Cyl. All Exc. 251 Eng.	DL59	N/A	1955-49	6 Cyl. If IAT Distributor	N/A	DL73
1967-63	8 Cyl.	DL59	N/A				
1962	6 Cyl. All Exc. 251 Eng. w/IBR Distributor	DL59	N/A				

● A Borg-Warner Brand "P" Version Also Available See Inside Back Cover.

¹ For Optional Contact Assemblies, refer to Conversion Chart following Distributor Parts Table.

² When Coil Bracket is required, refer to Illustrated Buyers Guide — ICB Prefix.

⁶ For Optional Epoxy Coils, refer to Conversion Chart following Distributor Parts Table.

²⁴ E500HP Performance Coil also available.

⁵⁰ For Dual Contact Systems use two Contact Assemblies.

DODGE & FARGO — Cont'd

PARTS FOR CONTACT CONTROLLED DISTRIBUTORS — Cont'd

VACUUM CONTROL UNIT

Year	Model or Engine	Part No.	Year	Model or Engine	Part No.
1977-73	8 Cyl. 318 Engine w/Dist. 3656668	V464	1968-63	8 Cyl. 361, 413 Engines w/Dist. 2095844, 2098682, 2098683, 2444385, 2444386, 2444387, 2875347, 2875349, 2875351	V456
1974-73	8 Cyl. 318 Engine w/Dist. 3656295	V189			
1973-69	8 Cyl. 478, 549 Engines	V449			
1968-65	6 Cyl. 225 Engine w/Dist. 2444879, 2642753, 2875333	V457	1965-63	6 Cyl. 225 Engine w/Dist. 2098766, 2444382 ..	V161
1968-63	8 Cyl. 318 Engine w/Dist. 2444384, 2875339 ..	V455			

SHAFT BUSHING

Year	Model or Engine	Part No.
1977-63	All — 2 Used	DB70A

CUSTOM IGNITION WIRE SETS

Year	Cyl.	Model	Engine	Part No.
6 CYLINDER				
1979	L6	RD200	3.7 Ltr. (225")	CH633
1978	L6	P300	3.7 Ltr. (225")	CH632
	L6	RD200	3.7 Ltr. (225")	CH632
1977	L6	D500, W500	3.7 Ltr. (225")	CH632
	L6	P100, P200	3.7 Ltr. (225")	CH632
1976	L6	D500, W500	3.7 Ltr. (225")	CH632
	L6	P100, P200	3.7 Ltr. (225")	CH632
1974	L6	D500, W500	3.7 Ltr. (225")	CH617
	L6	P100, P200	3.7 Ltr. (225")	CH617
1973	L6	P100-400	3.7 Ltr. (225")	CH617
1971-68	L6	All Models	3.7 Ltr. (225")	CH617
8 CYLINDER				
1979	V8	Motor Home	(360")	CH850
	V8	Motor Home	(440")	CH7810
	V8	RD200	5.2 Ltr. (318"), 5.9 Ltr. (360")	CH850
1978	V8	RD200	(318"), (360")	CH856
	V8	RD200	(400")	CH7866
1977-75	V8	D, S, W500-800, RM300	(318"), (360")	CH856
	V8	RM300	(400"), (440")	CH7866
1977-74	V8	C, CT800, D, S, W500-800	(413")	CH814
	V8	C, CT800, D, S, W500-800, S500-600	(361")	CH814
1974	V8	D, S, W500-800, RW300	(360")	CH832
	V8	RW300	(318"), (400")	CH7866
1973	V8	C, CT600-1000	(413")	CH814
	V8	RM300	(361")	CH814
1973-72	V8	C, CT600-1000, D, S600-800, RM300	(361")	CH814
	V8	C, CT900-1000	(478")	CH814
	V8	C, D, S, W500-600	(318")	CH832
	V8	D, S600-800, RM300	(413")	CH814
1971-69	V8	C, CT100-500, D, W400-600, M300	(361")	CH814
	V8	C, CT100-500, D, W400-800, L600-700, M300, S500-600	(413")	CH814
	V8	D400-600 (Exc. Tilt), M300, S500-600	(318")	CH832
1971-65	V8	L600-700	(361")	CH814
1968-65	V8	C, CT500-1000, D, W400-600	(361")	CH821
	V8	C, CT500-1000, L600-700	(318")	CH832

DODGE & FARGO

DODGE & FARGO — Cont'd

CUSTOM IGNITION WIRE SETS — Cont'd

Year	Cyl.	Model	Engine	Part No.
8 CYLINDER — Cont'd				
1968-65 (Cont'd)	V8	C, CT500-1000, L600-700, M300	(383")	CH814
1967-65	V8	C, CT500-1000, D, W400-600	(383")	CH821
		D, W400-600	(383")	CH814
1966-65	V8	C, CT500-1000, D, W400-600, M300	(361")	CH814
1965	V8	C, CT500-1000, D, W400-600	(413")	CH821
		C, CT500-1000, D, W400-600, L600-700, M300	(413")	CH814

CHARGING SYSTEM PARTS

PARTS FOR ALTERNATORS

Year	Model or Engine	Volts	Amps.	Alternator No.	Voltage Regulator	Brush Set	Brush & Holder Assembly	Positive Diode (3 Used)	Negative Diode (3 Used)	Diode Trio	Alternator Con-denser
1983-72	All	12	41-60	3438804, 806, 807, 809, 811, 813, 841, 843, 844, 846, 847, 3621853, 854, 859, 861, 3656218, 219, 711, 713, 3780588, 589	●R296	X299	N/A	SC9 ⁵⁶	SC8 ⁵⁶	N/R	G82
1980-69	All Delco Equipped	12	62	1117756	R293	X355	N/A	N/A	N/A	N/R	N/A
1977-76	All	12	50-63	3874728, 729, 776, 777, 3895641	●R296	X299	N/A	N/A	SC8 ⁵⁶	N/R	G82
1977-76	All	12	65-78	3874730	●R296	X299	N/A	N/A	N/A	N/R	G82
1977-74	12	100		3755585, 3874296, 4091460	●R296	N/A	N/A	N/A	N/A	N/R	N/A
1977-69	All Can.	12	60, 85	1117089, 090	R293	N/A	N/A	N/A	N/A	N/R	N/A
1975	All	12	50-60	3837163, 164	●R296	X299	N/A	SC9 ⁵⁶	SC8 ⁵⁶	N/R	G82
1971-70	All	12	37-50	3438161, 162, 163, 164, 165, 166, 172, 173, 178, 3656131, 135, 136, 137, 395, 396, 397	●R296	X299	N/A	N/A	N/A	N/R	G81
1971-70	All	12	60	3438168, 174, 180	●R296	X299	N/A	SC4P	SC4N	N/R	G81
1969	All w/Chrysler Alt.	12	37-46	All	R286	X279	N/A	N/A	N/A	N/R	G81

● A Borg-Warner Brand "P" Version Also Available See Inside Back Cover.

⁵⁶ Rectifier Assembly.

DODGE & FARGO — Cont'd

CHARGING SYSTEM PARTS — Cont'd

PARTS FOR ALTERNATORS — Cont'd

Year	Model or Engine	Volts	Amps.	Alternator No.	Voltage Regulator	Brush Set	Brush & Holder Assembly	Positive Diode (3 Used)	Negative Diode (3 Used)	Diode Trio	Alternator Con- denser
1969	All w/Chrysler Alt.	12	60	All	R286	X279	N/A	SC4P	SC4N	N/R	G81
1968-63	All w/Prestolite Alt.	12	34	ALK-5001S	●R280 ⁵⁷	X296	N/A	N/A	N/A	N/R	N/A
1968-63	All	12	35-46	2098830, 850, 2642537, 2875724	●R280 ⁵⁷	X279	N/A	N/A	N/A	N/R	G81
1968-63	All	12	60	2444897, 898, 2875844, 3000010	R286	X279	N/A	SC4P	SC4N	N/R	G81
1962-61	All	12	35-40	All	●R280 ⁵⁷	X279	N/A	N/A	N/A	N/R	G81

PARTS FOR GENERATORS

Year	Model or Engine	Volts	Amps.	Generator No.	Voltage Regulator	Voltage Regulator Fuse	Brush Set	Brush Spring (2 Used)	Bushing
1963-61	All Standard	12	35	GJM-7001E, F	R185	RF35	X275	N/A	GB204
1963-61	All Standard	12	35	GJM-7002C, D	R185	RF35	X260	N/A	N/A
1960-57	All Standard	12	35	GJM	R185	RF35	X275 ⁵⁸	N/A	GB202 ⁵⁹
1960-57	All Optional	12	30	GHM	R185	RF35	X275	N/A	GB202 ⁶³
1960-57	All Optional	12	40	GGA	R183	RF45	N/A	N/A	N/A
1959	Canada Standard	12	35	GJC	R185	RF35	X275 ⁶⁰	N/A	GB204 ⁶¹
1958-56	All Standard	12	35	GJC	R185	RF35	X275 ⁶⁰	N/A	GB204 ⁶¹
1956	All Optional	6	45	GGZ	R142	RF45	X260	N/A	GB202
1955	All Optional	6	30	GJC	N/A	RF35	X260	N/A	GB202
1955-51	All Optional	6	35	GGW	R118	RF35	X260	N/A	GB202
1955-49	All Optional	6	50	GGJ	N/A	RF45	N/A	N/A	N/A
1955-42	All Standard	6	45	GGW	R142	RF45	X260	N/A	GB202 ⁶²
1955-42	All Optional	6	45	GGU	R142	RF45	X260	N/A	GB202 ⁶⁴
1950-42	All Optional	6	GEB	R128	N/A	N/A	N/A	N/A

● A Borg-Warner Brand "P" Version Also Available See Inside Back Cover.

⁵⁷ R692 Transistorized Regulator may be used in place of ●R280.

⁵⁸ X260 used with Generator GJM-7002B, C; GJM-7003, C; GJM-7402B, C.

⁵⁹ Use with Generator GJM-7001A, B, D; GJM-7401A, B, C; GJM-8001A; GJM-8201A.

⁶⁰ X260 used with Generator GJC-7014A, B.

⁶¹ Use with Generator GJC-7002B, C; GJC-7003, A, B, C; GJC-7402B, C.

⁶² Not used with Generator GGW-6004A; GGW-6008K, P.

⁶³ Used with Generator GHM-8005A.

⁶⁴ Not used with Generator GGU-6004C; GGU-6006K; GGU-6014E.

DODGE & FARGO — Cont'd

STARTING SYSTEM PARTS

Year	Model or Engine	Volts	Starter No.	Solenoid Switch	Solenoid Repair Kit	Brush Set ⁷	Brush Spring ⁷	D.E. Bushing	C.E. Bushing	C.E. Washer	Starter Lever
1983-81	All	12	3755900	N/A	SR23 ⁶⁵	X289	SC208	SB119 ²³	SB122 ⁶⁶	N/A	SC194
1983-81	All	12	4091975, 4106114, 4111855, 4145359	N/A	SR23	X316	N/A	SB119 ²³	SB122 ⁶⁶	N/A	N/A
1980-72	All	12	2642692	N/A	N/R	X343	SC208	SB121 ²³	N/A	N/A	N/A
1977-76	All	12	2095179	S904	N/R	X291	N/A	SB106	N/A	N/A	N/A
1977-74	All	12	2098879	S120	SR24	X332	N/A	N/A	N/A	N/A	N/A
1977-74	All	12	3755900	N/A	SR23 ⁶⁵	X289	SC208	SB119 ²³	SB122 ⁶⁶	N/A	SC194
1976-72	All	12	2875560, 3656575, 650	N/A	SR23 ⁶⁷	X289	SC208	SB119 ²³	SB122 ⁶⁶	N/A	SC194
1974-72	All	12	2640692	N/A	N/R	X343	SC208	SB121 ²³	N/A	N/A	N/A
1974-72	All	12	1889100	S99	SR25	X343	SC208	SB121 ²³	N/A	N/A	N/A
1973-65	All	12	1113167, 651	S120	SR24	X291	N/A	SB148	SB138	N/A	N/A
1973-65	All	12	1114058, 085, 088, 128, 161	S725	*	X347	SC902	N/A	SB141	N/A	N/A
1972	All	12	1114083	S725	*	X306	N/A	SB131	N/A	N/A	SC182
1971-68	All	12	2875560	N/A	SR23 ⁶⁷	X289	SC208	SB121 ²³	SB122 ⁶⁸	N/A	SC194
1971-63	All	12	2642692	N/A	N/R	X343	SC208	SB121 ²³	N/A	N/A	N/A
1971-62	All	12	2095150, 2098500	N/A	SR20 ⁶⁹	X289	SC208	SB121 ²³	SB122 ⁶⁸	N/A	SC194
1971-62	All	12	1889100, 2095753	S99	SR25	X343	SC208	SB121 ²³	N/A	N/A	N/A
1971-62	All M.T.....	12	MDU-7013	S64	N/R	X332	SC208	SB106 ²³	N/A	N/A	N/A
1971-62	All A.T.....	12	MDU-7013	S65	N/R	X332	SC208	SB106 ²³	N/A	N/A	N/A
1971-66	All	12	1113658, 1113669	S725	*	N/A	N/A	SB131	N/A	N/A	SC182
1968-66	All	12	1114070	S725	*	X347	N/A	SB131	N/A	N/A	SC182
1966-62	All Can.....	12	MDT-6014, 17, MDU-6003, 15	S93	N/R	X331	SC206	SB106	N/A	N/A	N/A
1961-60	All	12	MDU	S64	N/R	X332	SC208	SB106	N/A	N/A	N/A
1961-60	All	12	MDT-7101	S904	N/R	X332	SC208	SB106	N/A	N/A	N/A
1961-60	All	12	MDT-6014	S93	N/R	X331	SC206	SB106	N/A	N/A	N/A
1959	All	12	MDU	S64	N/R	X331	SC206	SB106	N/A	N/A	N/A
1959	All	12	MDT	S93	N/R	X331	SC206	SB106	N/A	N/A	N/A
1958-57	All	12	MDL-6003, 04, MDM-6002	S64	N/R	X331	SC206	SB106	SB150 ⁷⁰	N/A	N/A

⁷ Starters require various numbers of Brushes and Springs. Order as needed.

⁸ SR13 for Solenoids w/Oval Face Plate; SR26 for Solenoids w/Square Face Plate.

²³ Two required.

⁶⁵ SR22 Starter Repair Kit also available.

⁶⁶ Also use SB118 Gear Housing Bushing.

⁶⁷ SR21 Starter Repair Kit also available.

⁶⁸ Also use SB120 Gear Housing Bushing.

⁶⁹ SR19 Starter Repair Kit also available.

⁷⁰ Also use SB142 Intermediate Bushing.

DODGE & FARGO — Cont'd

STARTING SYSTEM PARTS — Cont'd

Year	Model or Engine	Volts	Starter No.	Solenoid Switch	Solenoid Repair Kit	Brush Set ⁷	Brush Spring ⁷	D.E. Bushing	C.E. Bushing	C.E. Washer	Starter Lever
1958-57	All	12	MDL-6005, 20	S93	N/R	X331	SC206	SB106	N/A	N/A	N/A
1956	All	6	MDF-6003, 04, MDG-6003	N/A	N/R	N/A	SC208	SB64	SB59	N/A	N/A
1956	All	12	MDF-6006, 15	S93	N/R	N/A	SC208	SB64	SB59	N/A	N/A
1956	All	12	MDF-6005	S93	N/R	N/A	SC208	SB64	SB59	N/A	N/A
1956	All	12	MDG-6002	S65	N/R	N/A	SC208	SB136 ⁷⁰	N/A	N/A	N/A
1955	All	6	MCH-6205	S57	N/R	X330	SC208	SB136 ⁷⁰	N/A	N/A	N/A
1955	All	6	MCL-6117	N/A	N/R	X330	SC208	SB64	SB59	N/A	N/A
1955-53	All	6	MCL-6124, MDC-6302	N/A	N/R	X330	SC208	SB64	SB59	N/A	N/A
1955-53	All	6	MCH-6206	S57	N/R	X330	SC208	SB136 ⁷⁰	N/A	N/A	N/A
1955-49	All	6	MCH-6106, MCL-6110, 26	N/A	N/R	X330	SC208	SB64	SB59	N/A	N/A
1950	All Can.	6	MAW, MAX	N/A	N/R	X326	SC208	SB64	SB59	N/A	N/A
1950-49	All	6	MCH-6103	N/A	N/R	N/A	SC208	SB64	SB59	N/A	N/A
1950-49	All	6	MCL-6102, 03	N/A	N/R	X330	SC208	SB64	SB59	N/A	N/A
1950-49	All	6	MAW-4029	N/A	N/R	X328	SC208	SB64	SB59	N/A	N/A

STARTER DRIVES

Year	Model or Engine	Part No.	Year	Model or Engine	Part No.
1980-78	All Eng. All Models w/Str. 4091950, 4091975 ..	SD339	1961-60	8 Cyl. All Eng. 100 thru 500 Series.....	SD582
1977-75	All Eng. All Models w/Str. 1889100, 2642692 ..	SD227	1960	6 Cyl. All Eng. 100 thru 500 Series.....	SD582
1977-75	All Eng. All Models w/Str. 2095150, 2098500, 2875560, 3656575, 3656650, 3656900.....	SD229	1960	All Eng. 600 thru 1000 Series w/Str. MDT-7101	SD228
1977-73	All Eng. All Models w/Perkins Diesel Eng.....	SD279	1960-56	6 Cyl. All Eng. All Models Exc. MCH-6205, MCH-6206.....	SD223
1974	All Eng. 400 thru 600 Series w/Str. 1889100....	SD227	1959	All Eng. All Models w/Str. MDU-6003	SD582
1974	All Eng. 500 thru 1000 Series w/Str. 2095753, 2642692.....	SD227	1959-57	All Eng. All Models Exc. 700 Series w/Str. MDL-6005.....	SD582
1974	All Eng. All Models w/Auto. Trans.	SD229	1958-57	All Eng. All Models Exc. w/Str. MDL-6005	SD582
1972-68	All Eng. 400 thru 600 Series w/Str. 1114161	SD486	1956	All Eng. All Models w/Str. MDG-6003, MDGF-6003, MDGF-6005	SD223
1972-66	All Eng. All Models w/Str. 1113651	SD279	1956	All Eng. All Models Exc. w/Str. MDG-6002	SD223
1972-66	All Eng. All Models w/Str. 1114058, 1114070, 1114085, 1114088, 1114128.....	SD486	1955-53	All Eng. All Models Exc. w/Str. MCH-6205	SD223
1970-69	All Eng. All Models w/Chrysler Starter	SD229	1952-50	All Eng. All Models w/Str. MCH-6106, MCL-6110	SD223
1968-62	All Eng. 100 thru 600 Series w/Str. MDU-6015.	SD591			
1961	6 Cyl. All Eng. 100 thru 500 Series.....	SD582			

SWITCHES/RELAYS/LIGHT SOCKETS & CONNECTORS

CONNECTORS & LIGHT SOCKETS

Year	Model or Engine	Part No.	Year	Model or Engine	Part No.
DIMMER SWITCH CONNECTOR			HEADLIGHT CONNECTOR		
1977-60	All	PT64	1985-70	All 3 Prong w/Fibre Optics.....	PT121
			1985-70	All 2 Prong w/Fibre Optics.....	PT122
			1985-55	All 3 Prong Exc. Fibre Optics.....	PT20

⁷ Starters require various numbers of Brushes and Springs. Order as needed.

⁷⁰ Also use SB142 Intermediate Bushing.

DODGE & FARGO — Cont'd

SWITCHES/RELAYS/LIGHT SOCKETS & CONNECTORS — Cont'd

CONNECTORS & LIGHT SOCKETS — Cont'd

Year	Model or Engine	Part No.	Year	Model or Engine	Part No.
HEADLIGHT CONNECTOR — Cont'd			VOLTAGE REGULATOR CONNECTOR		
1985-55	All 2 Prong Exc. Fibre Optics.....	PT31	1968-61	All w/Chrysler Alt.....	PT104

RELAYS

Year	Model or Engine	Part No.	Year	Model or Engine	Part No.
HORN RELAY			HORN RELAY — Cont'd		
1978-61	All w/Dual Horns.....	R213	1955-51	All w/3 Terminals.....	R102
1978-60	All Exc. Dual Horns.....	R206	1950-41	All.....	R102
1976-74	S6, 7 w/Dual Electric Horns.....	S77	STARTER RELAY		
1959-57	All.....	R132	1978-62	All A.T.....	S77
1956	All 12 Volt.....	R132	1978-62	All M.T.....	S78
1956	All 6 Volt.....	R102			

SWITCHES

Year	Model or Engine	Part No.	Year	Model or Engine	Part No.
AIR PRESSURE SWITCH			IGNITION SWITCH — Cont'd		
1975-69	All.....	S355	1974-72	All Low Cab Forward From Ser. #2T500949....	CS53
AXLE SWITCH DRIVE SCREW			1971-68	All Exc. Low Cab Forward.....	CS53
	All.....	S986	1967-60	All.....	CS53
CIRCUIT BREAKER			INSTRUMENT CLUSTER VOLTAGE REGULATOR		
Universal Type — To Replace Tubular Glass Fuses			1979-74	All D, W500-800 & S600 Series.....	R307
1985-55	All Eng. All Models w/10 Amp.....	CB12	1973-72	All B, D, W100-300 Series.....	R307
1985-55	All Eng. All Models w/15 Amp.....	CB11	LOCK CYL. & KEYS		
1985-55	All Eng. All Models w/20 Amp.....	CB8	1979-75	All.....	CS6L
1985-55	All Eng. All Models w/25 Amp.....	CB210	1974-72	All Exc. Low Cab Forward.....	CS6L
1985-55	All Eng. All Models w/30 Amp.....	CB7	1974-72	All Low Cab Forward From Ser. #2T500949....	CS6L
1985-55	All Eng. All Models w/40 Amp.....	CB6	1971-68	All Exc. Low Cab Forward.....	CS6L
1985-55	All Eng. All Models w/50 Amp.....	CB14	1967-49	All.....	CS6L
Universal Type — To Replace "Autofuse" Type			NEUTRAL SAFETY SWITCH		
1985-70	All Eng. All Models w/5 Amp.....	CB205	1977-74	All — Low Vacuum.....	S217
1985-70	All Eng. All Models w/6 Amp.....	CB206	1963-57	All — Low Vacuum.....	S217
1985-70	All Eng. All Models w/8 Amp.....	CB208	OIL PRESSURE SWITCH — With Light		
1985-70	All Eng. All Models w/10 Amp.....	CB210	1979-69	All 8 Cyl.....	S310
1985-70	All Eng. All Models w/12 Amp.....	CB212	1979-69	All 6 Cyl.....	S321
1985-70	All Eng. All Models w/15 Amp.....	CB215	1968-63	All 6 Cyl. — On Cyl. Block.....	S310
1985-70	All Eng. All Models w/20 Amp.....	CB220	1968-63	All 6 Cyl. — On Oil Pump Hsg.....	S321
1985-70	All Eng. All Models w/25 Amp.....	CB225	1968-63	All 8 Cyl.....	S310
1985-70	All Eng. All Models w/30 Amp.....	CB230	1962-57	All.....	S310
DIMMER SWITCH			OIL PRESSURE SWITCH — With Gauge		
1979-70	All.....	DS108	1979-69	All.....	S330
1969-61	P400 w/o Threaded Mounting Holes.....	DS128	STOPLIGHT SWITCH		
1969-61	All Exc. P400 w/o Threaded Mounting Holes....	DS108	1979-69	All w/Hyd. Brakes.....	S284
1960-59	All.....	DS108	1969-63	P-400.....	S195
1958-57	All.....	DS128	1962-60	All.....	S294
DIRECTIONAL SIGNAL REPAIR KIT			1959-53	All w/1/8" Pipe Thread.....	S195
1973-67	All.....	DR2	1952-49	All.....	S193
1966-62	All.....	DR13	TEMPERATURE SENDER — With Gauge		
DOOR JAMB SWITCH			1980-74	C, CN, CNT, CT, D, S, W.....	WT127
1978-69	All.....	S227	1973-72	All Exc. DN, DNT, LS, LT.....	WT127
EATON TWO-SPEED AXLE SHIFT SWITCH			1971-70	All Exc. L, LT.....	WT127
	All.....	S480	1969	225 (3.7L), 318 (5.2L) Eng.....	WT127
HEADLIGHT SWITCH			1969	361 (5.9L), 413 (6.8L) Eng.....	WT302
1979-69	All Exc. Low Cab Forward.....	S426	1968-61	All w/3/4" Thread.....	WT302
1968-63	All.....	S426	1968-61	All w/1/8" Thread.....	WT127
IGNITION SWITCH			1960-57	All.....	WT375
1979-75	All.....	CS53	TERMINAL BLOCK SWITCH		
1979-72	All A, D, W Models.....	CS82		All.....	S481
1974-72	All Exc. Low Cab Forward.....	CS53			

DUPLEX

PARTS FOR CONTACT CONTROLLED DISTRIBUTORS

Year	Model or Engine	Distributor No.	Contact Assembly ¹	Con-denser	Cap	Rotor	Ignition Coil ^{2,6}
6 CYLINDER							
1958-55	Wagon Crane.....	All	A81	G124	C123 ³⁴	D103	E5
1958-52	Gradall (Shovel Chassis).....	All	A81	G124	C123 ³⁴	D103	E5
1956-51	JH, KH.....	All	A81	G124	C123 ³⁴	D103	E5
1956-50	LH.....	All	A81	G124	C123 ³⁴	D103	E40

EPOXY COIL CONVERSION TABLE

Oil Filled	Epoxy
E5	E80
E40	E81

STARTING SYSTEM PARTS

Year	Model or Engine	Volts	Starter No.	Solenoid Switch	Solenoid Repair Kit	Brush Set ⁷	Brush Spring ⁷	D.E. Bushing	C.E. Bushing	C.E. Washer	Starter Lever
1958-52	Gradall (Shovel Chassis).....	6	ML-4312	S79	N/R	N/A	N/A	N/A	N/A	N/A	N/A

EUCLID

PARTS FOR CONTACT CONTROLLED DISTRIBUTORS

Year	Model or Engine	Distributor No.	Contact Assembly ¹	Con-denser	Cap	Rotor	Ignition Coil ^{2,6}
6 CYLINDER							
1954	Waukesha 6-WAKR Eng.....	1111775	A40H	G102A	N/A	N/A	N/A

CONTACT ASSEMBLY CONVERSION TABLE

Heavy Duty Assembly	Heavy Duty Pierced Assembly	Standard Assembly
A40H	A40V	A40

¹ For Optional Contact Assemblies, refer to Conversion Chart following Distributor Parts Table.

² When Coil Bracket is required, refer to Illustrated Buyers Guide — ICB Prefix.

⁶ For Optional Epoxy Coils, refer to Conversion Chart following Distributor Parts Table.

⁷ Starters require various numbers of Brushes and Springs. Order as needed.

³⁴ Exc. 52-56 Models.

EUCLID — Cont'd

CHARGING SYSTEM PARTS

PARTS FOR ALTERNATORS

Year	Model or Engine	Volts	Amps.	Alternator No.	Voltage Regulator	Brush Set	Brush & Holder Assembly	Positive Diode (3 Used)	Negative Diode (3 Used)	Diode Trio	Alternator Con- denser
1971	All	24	50	1117236	R697	N/R	N/R	SC2P	SC2N	N/R	N/A
1971-69	All	12	62	1117756	R293	X355	N/A	N/A	N/A	N/R	N/A
1971-69	All	12	50	19010001	R987	N/R	N/R	SC2P	SC2N	N/A	N/A
1971-64	All	12	62	1117738	R716	N/R	N/R	N/A	N/A	SC228	N/A
1970-69	All	24	35, 50	1117226, 229	R697	N/R	N/R	SC2P	SC2N	N/R	N/A
1966-63	All	12	60	1117093	R293	N/A	N/A	N/A	N/A	N/A	N/A
1966-63	All	12	62	1117763	R293	X355	N/A	N/A	N/A	N/R	N/A
1966-63	All	12	85	1117094	R293	N/A	N/A	N/A	N/A	N/A	G143
1966-63	All	24	30	1117774	R294	X355	N/A	N/A	N/A	N/R	N/A
1966-63	All	12	30	1117734	R987	N/R	N/R	N/A	N/A	SC228	N/A

PARTS FOR GENERATORS

Year	Model or Engine	Volts	Amps.	Generator No.	Voltage Regulator	Voltage Regulator Fuse	Brush Set	Brush Spring (2 Used)	Bushing
1971-69	All	24	20	1106867	R311	N/A	X263	N/A	N/A
1966-63	All	12	25	1102287, 288	N/A	N/A	X270	SC202	N/A
1966-63	All	12	50	1106940	R187	N/A	X263	N/A	N/A
1966-63	All	12	55	1106991	R309	N/A	X263	N/A	N/A
1966-63	All	24	20	1106868	R311	N/A	X263	N/A	N/A
1966-61	All	12	40	1106833	R236	RF45	X263	N/A	N/A
1966-60	All	12	35	1106987	N/A	N/A	X263	N/A	N/A
1966-49	All	24	20	1106867	R311	N/A	X263	N/A	N/A
1962-60	All	12	20	1102023, 282	R308	RF35	X270	SC202	N/A
1962-60	All	12	50	1106932	R187	N/A	X263	N/A	N/A
1962-60	All	24	20	1106970	R311	N/A	X263	N/A	N/A
1962-55	All	12	25	1102950	R308	RF35	X228	SC202	N/A
1960-54	All	6	1106764	R128	RF45	X263	N/A	N/A
1959-58	All	12	25	1102102	R308	RF35	X270	SC202	N/A
1959-51	All	6	45	1106758	R128	RF45	X263	N/A	N/A
1959-49	All	24	20	1106855	R311	N/A	X263	N/A	N/A
1958-57	All	12	40	1106821	R236	RF45	X263	N/A	N/A
1958-54	All	12	50	1106805	R187	N/A	X263	N/A	N/A
1957-55	All	12	25	1102024	R308	RF35	X270	SC202	N/A
1956-55	All	24	10	1106815	N/A	N/A	X263	N/A	N/A
1954	All	6	1106769	R128	RF45	X263	N/A	N/A
1954	All	24	1106856, 892	R311	N/A	X263	N/A	N/A
1954-51	All	12	25	1102983	N/A	N/A	X228	N/A	N/A

EUCLID — Cont'd

STARTING SYSTEM PARTS

Year	Model or Engine	Volts	Starter No.	Solenoid Switch	Solenoid Repair Kit	Brush Set ⁷	Brush Spring ⁷	D.E. Bushing	C.E. Bushing	C.E. Washer	Starter Lever
1971-69	4-71 Eng.	12	1114085	S725	⁸	X306	N/A	SB131	SB141	N/A	SC182
1971-69	6-71 Eng.	24	1113851	S726	⁹	X306	N/A	SB131	SB141	N/A	SC182
1971-69	12V-71 Eng.	24	1109965	S726	⁹	X401	SC902	SB131	N/A	N/A	SC182
1971-69	12V-71, 16V-71 Eng.	24	1109977	S726	⁹	X401	SC902	SB131	N/A	N/A	SC182
1971-60	All Eng. All Models.	24	1990269, 10478911	S726	⁹	X400	N/A	SB165 ⁹⁵	N/A	SC602	SC182
1971-60	All Eng. All Models.	24	1990456	S5021	SR30	X396	N/A	SB165 ⁴¹	SB148	SC602 ⁹⁸	N/A
1971-60	All Eng. All Models.	12	10478998	S5084	N/R	X396	N/A	SB165 ⁴¹	SB148	SC602 ⁹⁸	N/A
1966-64	6-71 Eng.	24	1113824	S726	⁹	X306	N/A	SB131	SB141	N/A	SC182
1966-63	4-71 Eng.	12	1114085, 1114099	S725	⁸	X306	N/A	SB131	SB141	N/A	SC182
1966-63	12V-71, NT-380 Eng.	24	1109965	S726	⁹	X401	SC902	SB131	N/A	N/A	SC182
1966-63	NH250 Eng.	24	1113851	S726	⁹	X306	N/A	SB131	SB141	N/A	SC182
1966-61	6-110 Eng.	24	1113872	S726	⁹	X306	N/A	SB131	SB141	N/A	SC182
1966-61	6-110, NH, NHRS, NRT0, NT-335 Eng.	24	1113842	N/A	N/R	X306	N/A	SB131	SB141	N/A	SC182
1966-59	All Eng. All Models.	12	1990483	S5019	SR29	X395	N/A	SB165 ⁴¹	SB148	SC602 ⁹⁸	N/A
1963-59	4-71 Eng.	12	1114002, 1114022	S905	N/R	X346	N/A	SB131	SB141	N/A	SC182
1962-61	6-71 Eng.	12	1114084, 1114095, 1114099	S725	⁸	X306	N/A	SB131	SB141	SC602	SC182
1962-61	All w/Detroit Diesel Eng.	24	1113824	S726	⁹	X306	N/A	SB131	SB141	SC602	SC182
1960-58	6-71 Eng.		1114012, 1114025	S905	N/R	X346	N/A	N/A	SB141	N/A	N/A
1960-58	HRB, HRD, NH, NHRS, NHRT, NRT0, 6-110 Eng.	24	1113708, 1113710	S116	N/R	X346	N/A	N/A	SB141	N/A	N/A
1958	4-71, 6-71 Eng.	12	1114002, 1114022	S905	N/R	X346	N/A	N/A	SB141	N/A	N/A
1958-55	6-71 Eng.	24	1108858	S116	N/R	X346	N/A	N/A	SB141	N/A	N/A
1958-55	6-71 Eng.	24	1108857	N/A	N/R	X346	N/A	N/A	SB141	N/A	N/A
1957-55	6-71 Eng.	12	1109807	S905	N/R	X346	N/A	N/A	SB141	N/A	N/A
1957-54	6-71 Eng.	12	1108836	S905	N/R	X346	N/A	N/A	SB141	N/A	N/A
1957-51	4-71 Eng.	12	1108802	S905	N/R	X346	N/A	N/A	SB141	N/A	N/A

⁷ Starters require various numbers of Brushes and Springs. Order as needed.

⁸ SR13 for Solenoids w/Oval Face Plate; SR26 for Solenoids w/Square Face Plate.

⁹ SR14 for Solenoids w/Oval Face Plate; SR27 for Solenoids w/Square Face Plate.

⁴¹ Also use SB162 for Lever Housing Bushing.

⁹⁵ Also use SB132 for Lever Housing Bushing.

⁹⁸ Use SC941 for Thrust Washer.

EUCLID — Cont'd

STARTING SYSTEM PARTS — Cont'd

Year	Model or Engine	Volts	Starter No.	Solenoid Switch	Solenoid Repair Kit	Brush Set ⁷	Brush Spring ⁷	D.E. Bushing	C.E. Bushing	C.E. Washer	Starter Lever
1957-49	HRB, HRD, NH, NHB, NH5, NHRS, NRT0, 6-110 Eng.....	24	1108863, 1108873, 1108882	S116	N/R	X346	N/A	N/A	SB141	N/A	N/A
1954-49	6-71 Eng.....	24	1108857	N/A	N/R	X346	N/A	N/A	SB141	N/A	N/A
1954-41	WAKR, 6-WAKR, BWA8DA-1125 Eng.....	24	868	N/A	N/R	X344	SC902	N/A	N/A	N/A	N/A

STARTER DRIVES

Year	Model or Engine	Part No.
1971-59	All Eng. All Models w/Str. 1109965, 1109977, 1113824, 1113842, 1113872, 1113905, 1114071, 1114084, 1114085, 1114095, 1114099, 1990269, 1990456, 1990483, 10478911, 10478998	SD486

SWITCHES/RELAYS/LIGHT SOCKETS & CONNECTORS

SWITCHES

Year	Model or Engine	Part No.	Year	Model or Engine	Part No.
CIRCUIT BREAKER			CIRCUIT BREAKER — Cont'd		
Universal Type — To Replace Tubular Glass Fuses			Universal Type — To Replace "Autofuse" Type — Cont'd		
1971-55	All Eng. All Models w/10 Amp.....	CB12	1971-70	All Eng. All Models w/8 Amp.....	CB208
1971-55	All Eng. All Models w/15 Amp.....	CB11	1971-70	All Eng. All Models w/10 Amp.....	CB210
1971-55	All Eng. All Models w/20 Amp.....	CB8	1971-70	All Eng. All Models w/12 Amp.....	CB212
1971-55	All Eng. All Models w/25 Amp.....	CB10	1971-70	All Eng. All Models w/15 Amp.....	CB215
1971-55	All Eng. All Models w/30 Amp.....	CB7	1971-70	All Eng. All Models w/20 Amp.....	CB220
1971-55	All Eng. All Models w/40 Amp.....	CB6	1971-70	All Eng. All Models w/25 Amp.....	CB225
1971-55	All Eng. All Models w/50 Amp.....	CB14	1971-70	All Eng. All Models w/30 Amp.....	CB230
Universal Type — To Replace "Autofuse" Type			DIMMER SWITCH		
1971-70	All Eng. All Models w/5 Amp.....	CB205	1966-49	All	DS118
1971-70	All Eng. All Models w/6 Amp.....	CB206			

FEDERAL

PARTS FOR CONTACT CONTROLLED DISTRIBUTORS

Year	Model or Engine	Distributor No.	Contact Assembly ¹	Con- denser	Cap	Rotor	Ignition Coil ²⁶
6 CYLINDER							
1954	3400, 4400, 4500, 5500, 6000, 6500	—	A40H	G102A	C16 ^{3,26}	D10	E1
1953-50	Herc. JXB, JXC, JXD, JXLD, QXLD Eng.....	1112354	A40H	G102A	N/A	N/A	E1
1953-50	Cont. T6-371, T6-427 Eng. w/6 Volt System.....	1111814	A40H	G102A	C16 ^{3,26}	D10	E1

¹ For Optional Contact Assemblies, refer to Conversion Chart following Distributor Parts Table.

² When Coil Bracket is required, refer to Illustrated Buyers Guide — ICB Prefix.

³ C80 Dust Cover also available.

⁶ For Optional Epoxy Coils, refer to Conversion Chart following Distributor Parts Table.

⁷ Starters require various numbers of Brushes and Springs. Order as needed.

²⁶ C16A Heavy Duty Cap also available.

FEDERAL — Cont'd

PARTS FOR CONTACT CONTROLLED DISTRIBUTORS — Cont'd

Year	Model or Engine	Distributor No.	Contact Assembly ¹	Con- denser	Cap	Rotor	Ignition Coil ^{2,6}
6 CYLINDER — Cont'd							
1953-50	Cont. T6-371, T6-427 Eng. w/12 Volt System.....	1111814	A40H	G102A	C16 ^{3,26}	D10	E40
1953-48	Cont. U6-501, R6-602 Eng.	1111779	A40H	G102A	C16A ³	N/A	N/A
1953-47	Cont. T6-371, T6-427 Eng. w/6 Volt System.....	1111774, 1112266	A40H	G102A	C16A ³	N/A	E1
1953-47	Cont. T6-371, T6-427 Eng. w/12 Volt System.....	1111774, 1112266	A40H	G102A	C16A ³	N/A	E40
1952-51	Cont. B6-427 Eng.	1110176	A40H	G102A	C16 ^{3,26}	D10	E1
1952-47	Cont. 22R Eng.	1111778	A40H	G102A	C16A ³	N/A	N/A
1949-48	Herc. JXB, JXC, JXD, JXE, JXLD Eng.	1110198	A40H	G102A	C16A ³	N/A	E1
1949-48	Herc. JXB, JXC, JXD, JXE, JXLD Eng.	1112354	A40H	G102A	N/A	N/A	E1

CONTACT ASSEMBLY CONVERSION TABLE

Heavy Duty Assembly	Heavy Duty Pierced Assembly	Standard Assembly
A40H	A40V	A40

EPOXY COIL CONVERSION TABLE

Oil Filled	Epoxy
E1	E80
E40	E81

CHARGING SYSTEM PARTS

PARTS FOR GENERATORS

Year	Model or Engine	Volts	Amps.	Generator No.	Voltage Regulator	Voltage Regulator Fuse	Brush Set	Brush Spring (2 Used)	Bushing
1953-51	All	6	40	1102746, 752	R128	RF45	X228	SC202	GB203
1953-51	All	12	20	1105930	R308	RF35	X228	SC202	N/A
1953-49	All	12	40	1106805	R187	N/A	X263	N/A	N/A
1953-48	All	6	30	1102691, 721	R129	RF35	X228	SC202	GB203
1953-48	All	6	40	1106758	R128	RF45	X263	N/A	N/A
1953-48	All	12	50	1106802, 822	R187	N/A	X263	N/A	N/A
1953-47	All	6	25	1105855	R129	RF35	X228	SC202	GB203
1953-47	All	6	40	1105877	R128	RF35	X228	SC202	N/A
1953-47	All	6	40	1106758	R128	RF45	X263	N/A	N/A
1953-47	All	6	55	1106757	N/A	N/A	X263	N/A	N/A
1953-47	All	12	40	1106801, 821	R236	RF45	X263	N/A	N/A
1952-49	All	6	1106587	R128	RF45	N/A	N/A	N/A
1952-49	All	12	1106651	R308	RF35	N/A	N/A	N/A
1951-49	All	12	40	1106803	R236	RF45	X263	N/A	N/A

¹ For Optional Contact Assemblies, refer to Conversion Chart following Distributor Parts Table.

² When Coil Bracket is required, refer to Illustrated Buyers Guide — ICB Prefix.

³ C80 Dust Cover also available.

⁶ For Optional Epoxy Coils, refer to Conversion Chart following Distributor Parts Table.

²⁶ C16A Heavy Duty Cap also available.

FEDERAL — Cont'd

STARTING SYSTEM PARTS

Year	Model or Engine	Volts	Starter No.	Solenoid Switch	Solenoid Repair Kit	Brush Set ⁷	Brush Spring ⁷	D.E. Bushing	C.E. Bushing	C.E. Washer	Starter Lever
1953-50	QXLD, JXB, JXE Eng.....	6	1107792	S79	N/R	X145	SC204	SB0	N/A	N/A	N/A
1953-50	JXD, JXLD Eng.....	6	1108219	S79	N/R	X145	SC204	N/A	N/A	N/A	N/A
1953-48	T6-371 Eng.	6	1108202	S62	N/R	X145	SC204	N/A	N/A	N/A	N/A
1953-48	B6-427, T6-427 Eng.....	6	1108951	N/A	N/R	X346	SC902	N/A	⁷³	N/A	N/A
1953-48	T6-371, T6-427 Eng.....	12	1108956	N/A	N/R	X346	SC902	N/A	⁷³	N/A	N/A
1953-48	R6-602, U6-501 Eng.....	12	1109150	N/A	N/R	X346	SC902	N/A	SB0	N/A	N/A
1953-48	DJXC, DJHX, HB-600, NHB-600 Eng. ...	12	1108815	S905	N/R	X346	SC902	N/A	SB141	N/A	N/A
1953-48	DJXC, DJHX, HB-600, NHB-600 Eng. ...	24	1108863, 881	S116	N/R	X346	SC902	N/A	SB141	N/A	N/A
1952-50	22R Eng.	6	1108953	S62	N/R	X346	SC902	N/A	⁷³	N/A	N/A
1952-49	22R Eng.	12	1108955	N/A	N/R	X346	SC902	N/A	⁷³	N/A	N/A
1951-50	DWLD Eng.	24	1108855	N/A	N/R	X346	SC902	N/A	SB141	N/A	N/A

STARTER DRIVES

Year	Model or Engine	Part No.
1953-48	All Eng. All Models w/Str. 1108202, 1108219	SD135

SWITCHES/RELAYS/LIGHT SOCKETS & CONNECTORS

RELAYS

Year	Model or Engine	Part No.
HORN RELAY		
1954-46	All 6 Volt.....	R102
1954-46	All 12 Volt.....	R132

SWITCHES

Year	Model or Engine	Part No.	Year	Model or Engine	Part No.
DIMMER SWITCH			STOPLIGHT SWITCH		
1954-51	All	DS118	1954-46	All w/Eyelet Terminal.....	S192
1950	12 & 24 Volt DJXC	DS118	1953-50	All w/Push on Terminal	S194
1949-46	All	DS118			

⁷ Starters require various numbers of Brushes and Springs. Order as needed.

⁷³ Also use SB135 Intermediate Bushing.

FITZJOHN COACH CO. (Bus)

PARTS FOR CONTACT CONTROLLED DISTRIBUTORS

Year	Model or Engine	Distributor No.	Contact Assembly ¹	Con-denser	Cap	Rotor	Ignition Coil ^{2,6}
6 CYLINDER							
1954-45	All	All	A40H	G102A	C16A ³	D10	E40

CONTACT ASSEMBLY CONVERSION TABLE

Heavy Duty Assembly	Heavy Duty Pierced Assembly	Standard Assembly
A40H	A40V	A40

EPOXY COIL CONVERSION TABLE

Oil Filled	Epoxy
E40	E81

CHARGING SYSTEM PARTS

PARTS FOR GENERATORS

Year	Model or Engine	Volts	Amps.	Generator No.	Voltage Regulator	Voltage Regulator Fuse	Brush Set	Brush Spring (2 Used)	Bushing
1954-45	All	12	—	1106822	R187	N/A	X263	N/A	N/A

STARTING SYSTEM PARTS

Year	Model or Engine	Volts	Starter No.	Solenoid Switch	Solenoid Repair Kit	Brush Set ⁷	Brush Spring ⁷	D.E. Bushing	C.E. Bushing	C.E. Washer	Starter Lever
1954-45	All	12	1109153	N/A	N/R	X346	N/A	N/A	S80	N/A	N/A
1954-45	All	12	1108955	N/A	N/R	X346	N/A	N/A	N/A	N/A	N/A
1954-45	All	12	1107836	●S58	N/R	N/A	N/A	N/A	N/A	N/A	N/A

SWITCHES/RELAYS/LIGHT SOCKETS & CONNECTORS

RELAYS

Year	Model or Engine	Part No.
HORN RELAY		
1953-43	All	R132

SWITCHES

Year	Model or Engine	Part No.
DIMMER SWITCH		
1953-43	All	DS118
STOPLIGHT SWITCH		
1953-43	All	S192

● A Borg-Warner Brand "P" Version Also Available See Inside Back Cover.

¹ For Optional Contact Assemblies, refer to Conversion Chart following Distributor Parts Table.

² When Coil Bracket is required, refer to Illustrated Buyers Guide — ICB Prefix.

³ C80 Dust Cover also available.

⁶ For Optional Epoxy Coils, refer to Conversion Chart following Distributor Parts Table.

⁷ Starters require various numbers of Brushes and Springs. Order as needed.

FLXIBLE BUS

PARTS FOR CONTACT CONTROLLED DISTRIBUTORS

Year	Model or Engine	Distributor No.	Contact Assembly ¹	Con-denser	Cap	Rotor	Ignition Coil ^{2,6}
6 CYLINDER							
1966-65	FTC-200 Eng. Transit Coach.....	1112737	A40H	G102A	N/A	D132	E40
1964-63	FTC-269 Propane Eng. City Transit Coach.....	1112737	A40H	G102A	N/A	D132	E40
1964-58	FTC-200-65 Eng. FT2P-40 Coach.....	1112737	A40H	G102A	N/A	D132	E40
1957-56	FTC-451 Eng. FT2P-40 Coach.....	1111882	A40H	G102A	N/A	N/A	N/A
1956-54	FTC-180, FTC-200, FTC-477 Eng. 218FI, FT-33, FTP-33, FT-35, FT2-40, FT2P-40.....	1111851, 1112303, 304	A40H	G102A	N/A	D80	E40
1953-52	FTC-180 Eng. 218FI-52.....	1110196	A40H	G102A	N/A	D80	E40
1950-49	Chevrolet Eng. 25C-1, 37C-1.....	1112274	A40H	G102A	C16 ^{3,26}	D10	E40
1948-46	Chevrolet Eng.....	1110199	A40H	G102A	C16 ^{3,26}	D10	E40
1947-44	Chevrolet Eng.....	1110106	A40H	N/A	C16 ^{3,26}	D10	E40
8 CYLINDER							
1954-52	Buick 70 Eng. 21831-52, 54.....	1110605	A61	N/A	C12	D80	E40
1951-44	Buick 70 Eng. 29B-1.....	1110605	A61	N/A	C12	D80	E40

CONTACT ASSEMBLY CONVERSION TABLE

Heavy Duty Assembly	Heavy Duty Pierced Assembly	Standard Assembly
A40H	A40V	A40

EPOXY COIL CONVERSION TABLE

Oil Filled	Epoxy
E40	E81

CHARGING SYSTEM PARTS

PARTS FOR ALTERNATORS

Year	Model or Engine	Volts	Amps.	Alternator No.	Voltage Regulator	Brush Set	Brush & Holder Assembly	Positive Diode (3 Used)	Negative Diode (3 Used)	Diode Trio	Alternator Con-denser
1968-65	Starliner.....	12	140	1117122	R293	N/A	N/A	N/A	N/A	N/A	N/A
1966-65	VH-4.....	12	62	1117753	R293	X368	N/A	N/A	SC2P	N/A	N/A

PARTS FOR GENERATORS

Year	Model or Engine	Volts	Amps.	Generator No.	Voltage Regulator	Voltage Regulator Fuse	Brush Set	Brush Spring (2 Used)	Bushing
1965-58	Y91.....	12	27, 33, 50	1106822, 825	R187	N/A	X263	N/A	N/A
1956-49	FTC-180, Buick 70, Chevrolet.....	12	55	982, 1117328	N/A	RF45	N/A	N/A	N/A

¹ For Optional Contact Assemblies, refer to Conversion Chart following Distributor Parts Table.

² When Coil Bracket is required, refer to Illustrated Buyers Guide — ICB Prefix.

³ C80 Dust Cover also available.

⁶ For Optional Epoxy Coils, refer to Conversion Chart following Distributor Parts Table.

²⁶ C16A Heavy Duty Cap also available.

FLXIBLE BUS — Cont'd

STARTING SYSTEM PARTS

Year	Model or Engine	Volts	Starter No.	Solenoid Switch	Solenoid Repair Kit	Brush Set ⁷	Brush Spring ⁷	D.E. Bushing	C.E. Bushing	C.E. Washer	Starter Lever
1992	DDC 6V92	24	1993998	N/A	N/R	X396	N/A	SB165 ⁴¹	SB148	SC602 ⁹⁸	N/A
1992	DDC 6L71	24	10478836	N/A	N/R	X396	N/A	SB165 ⁴¹	SB148	SC602 ⁹⁸	N/A
1992-91	DDC 6V92	12	1993999	N/A	N/R	X396	N/A	SB165 ⁴¹	SB148	SC602 ⁹⁸	N/A
1992-90	DDC 6L71, DDC 6V72	24	1993996	N/A	N/R	X396	N/A	SB165 ⁴¹	SB148	SC602 ⁹⁸	N/A
1992-86	Cummins L10	24	1990344	S5021	SR30	X396	N/A	SB165 ⁹⁵	SB148	SC602 ⁹⁸	N/A
1992-86	Cummins L10	24	1990456	S5021	SR30	X396	N/A	SB165 ⁴¹	SB148	SC602 ⁹⁸	N/A
1992-86	Cummins L10	12	10478998	S5084	N/R	X396	N/A	SB165 ⁴¹	SB148	SC602 ⁹⁸	N/A
1991-90	DDC 6V92	24	10478892	N/A	N/R	X396	N/A	SB165 ⁴¹	SB148	SC602 ⁹⁸	N/A
1991-80	DDAD	24	1990381	N/A	N/R	X396	N/A	SB165 ⁴¹	SB148	SC602 ⁹⁸	N/A
1985-83	Metro 35 ft & 40 ft DDAD 63992 TAC, 6371N, 6392TA	12	1114902	S727	N/R	X377	N/A	N/A	N/A	N/A	SC182
1985-82	DDAD	24	1114841	S729	N/R	X322	N/A	N/A	N/A	N/A	SC182
1981-80	Cummins	12	1114702	S725	*	X347	SC902	SB131	N/A	N/A	SC182
1981-80	Cummins	12	1990430	S5019	SR29	X395	N/A	SB165 ⁴¹	SB148	SC602 ⁹⁸	N/A
1981-79	DDAD	12	1114736	N/A	N/R	X347	SC902	SB131	N/A	N/A	N/A
1981-78	All	24	1113953	N/A	N/R	X306	N/A	SB131	SB141	N/A	N/A
1980-77	All	12	1114736	N/A	N/R	X347	SC902	SB131	N/A	N/A	N/A
1968-67	Y-91	12	1107729	N/A	N/R	X265	SC206	SB0	SB0	N/A	SC182
1968-67	4-99	12	1107567	●S100	SR16	X291	SC206	N/A	SB138	N/A	N/A
1968-67	4-71, 6-71, 6V-71	12	1114078, 083, 085	S725	*	X306	SC902	SB131	SB141	N/A	N/A
1968-67	V8-265	12	1114145	S725	*	X306	SC902	SB131	SB141	N/A	N/A
1968-67	8V-71	12	1114100	S727	N/R	X347	SC902	SB131	SB141	N/A	N/A
1966-65	6V-71	12	1114078	S725	*	X306	SC902	SB131	SB141	N/A	N/A
1966-65	6-71	12	1114058	S725	*	X347	SC902	SB131	SB141	N/A	N/A
1966-65	FTC-200	12	1113734	N/A	N/R	X346	SC902	N/A	SB141	N/A	N/A
1966-63	4-99	12	1107567	●S100	SR16	X291	SC206	N/A	SB138	N/A	N/A
1966-59	Y-91	12	1107630	N/A	N/R	X265	SC206	SB0 ¹⁰	SB0	N/A	N/A
1964-63	8V-71	12	1114071	S725	*	X306	SC902	SB131	SB141	N/A	SC182
1964-63	FTC-269	12	1113374	N/A	N/R	N/A	N/A	N/A	SB138	N/A	N/A
1959-58	6-71	12	1114002	S905	N/R	X346	SC902	N/A	SB141	N/A	N/A
1959-56	FTC-200-65	12	1113734	N/A	N/R	X346	SC902	N/A	SB141	N/A	N/R
1958	Y-91	12	1107630	N/A	N/R	X265	SC206	SB0 ¹⁰	SB0	N/A	N/A
1958	4-71	12	1114020	N/A	N/R	X346	SC902	N/A	SB141	N/A	N/A
1957-54	FTC-451, 477	12	1109743	N/A	N/R	X346	SC902	N/A	SB141	N/A	N/R
1957-54	JT, JBS	12	1108840	N/A	N/R	X346	SC902	N/A	SB141	N/A	N/R
1956-54	FTC-180, 200	12	1109150	N/A	N/R	X346	SC902	SB102	SB0	N/A	N/A
1954	Buick 70	12	1108106	S72	N/R	N/A	SC204	SB138	N/A	N/A	N/R

● A Borg-Warner Brand "P" Version Also Available See Inside Back Cover.

⁷ Starters require various numbers of Brushes and Springs. Order as needed.

⁸ SR13 for Solenoids w/Oval Face Plate; SR26 for Solenoids w/Square Face Plate.

¹⁰ Also use SB135 Intermediate Bushing.

⁴¹ Also use SB162 for Lever Housing Bushing.

⁹⁵ Also use SB132 for Lever Housing Bushing.

⁹⁸ Use SC941 for Thrust Washer.

FLXIBLE BUS

FLXIBLE BUS — Cont'd

STARTING SYSTEM PARTS — Cont'd

Year	Model or Engine	Volts	Starter No.	Solenoid Switch	Solenoid Repair Kit	Brush Set ⁷	Brush Spring ⁷	D.E. Bushing	C.E. Bushing	C.E. Washer	Starter Lever
1953	JBS	12	1108840	N/A	N/R	X346	SC902	N/A	SB141	N/A	N/R
1953-52	FTC-180	12	1109150	N/A	N/R	X346	SC902	SB102	SB0	N/A	N/A
1953-51	Buick 70.....	12	1108106	S72	N/R	N/A	SC204	SB138	N/A	N/A	N/R
1951-50	DWX	12/24	1108855	N/A	N/R	X346	SC902	N/A	SB141	N/A	N/R
1950-44	Chevrolet, Buick 70	12	1108106, 678	S72	N/R	N/A	SC204	SB138	N/A	N/A	N/R

STARTER DRIVES

Year	Model or Engine	Part No.	Year	Model or Engine	Part No.
1992-86	All Eng. All Models w/Str. 1990344, 1990456, 1993998, 10478998	SD486	1968-63	All Eng. All Models w/Str. 1114058, 1114071, 1114078, 1114083, 1114085, 1114145.....	SD486
1968-63	All Eng. All Models w/Str. 1107567	SD282	1968-58	All Eng. All Models w/Str. 1107630, 1107729 ..	SD568

SWITCHES/RELAYS/LIGHT SOCKETS & CONNECTORS

CONNECTORS & LIGHT SOCKETS

Year	Model or Engine	Part No.
HEADLIGHT SOCKET		
1985-70	All 2 Prong w/Fiber Optic Illum.....	PT122
1985-70	All 3 Prong w/Fiber Optic Illum.....	PT121
1985-49	All 2 Prong w/o Fiber Optic Illum.	PT31
1985-49	All 3 Prong w/o Fiber Optic Illum.	PT20

RELAYS

Year	Model or Engine	Part No.	Year	Model or Engine	Part No.
BLOWER RELAY			HORN RELAY		
1979	All	R365	1979-67	All	R132
HEADLIGHT RELAY			1965-63	8V-71	R132
1979	All	R113	1959-49	All Exc. 1958 Y-91	R132

SWITCHES

Year	Model or Engine	Part No.	Year	Model or Engine	Part No.
CIRCUIT BREAKER			CIRCUIT BREAKER — Cont'd		
Universal Type — To Replace Tubular Glass Fuses			Universal Type — To Replace "Autofuse" Type — Cont'd		
1987-55	All Eng. All Models w/10 Amp.	CB12	1987-70	All Eng. All Models w/15 Amp.	CB215
1987-55	All Eng. All Models w/15 Amp.	CB11	1987-70	All Eng. All Models w/20 Amp.	CB220
1987-55	All Eng. All Models w/20 Amp.	CB8	1987-70	All Eng. All Models w/25 Amp.	CB225
1987-55	All Eng. All Models w/25 Amp.	CB10	1987-70	All Eng. All Models w/30 Amp.	CB230
1987-55	All Eng. All Models w/30 Amp.	CB7	DIMMER SWITCH		
1987-55	All Eng. All Models w/40 Amp.	CB6	1968-63	No Specific Application	DS118
1987-55	All Eng. All Models w/50 Amp.	CB14	1965-63	8V-71	DS118
Universal Type — To Replace "Autofuse" Type			1959-56	FTC-200-65	DS118
1987-70	All Eng. All Models w/5 Amp.	CB205	1958-54	FTC-451, 477	DS118
1987-70	All Eng. All Models w/6 Amp.	CB206	1956-54	FTC-180, 200	DS118
1987-70	All Eng. All Models w/8 Amp.	CB208	1953-49	All	DS118
1987-70	All Eng. All Models w/10 Amp.	CB210			
1987-70	All Eng. All Models w/12 Amp.	CB212			

⁷ Starters require various numbers of Brushes and Springs. Order as needed.

FORD

PARTS FOR ELECTRONIC DISTRIBUTORS

Year	Model or Engine	Cap §	Rotor §	Modulator	Stator	Armature	Ignition Coil
6 CYLINDER							
1979-77	300 (4.9L) Eng. All Models	●C193 ⁷²	●D219	CBE12	ME52	RE6	●E71
1976	300 (4.9L) Eng. All Models	●C182	●D197	●CBE7	ME52	RE6	●E71
1975	300 (4.9L) Eng. All Models	●C182	●D197	●CBE3	ME52	RE6	●E71
8 CYLINDER							
1998-93	429 (7.0L) Eng. All Models w/LPG	●C194 ⁷⁴	●D166	●CBE7	ME12	RE7	●E71
1998-91	429 (7.0L) Eng. All Models w/Electronic Fuel Injection (E.F.I.)	●C194 ⁷⁴	●D166	●CBE7	ME58	RE7	●E71
1991	370 (6.1L) Eng. All Models	●C194 ⁷⁴	●D166	●CBE7	ME12	RE7	●E71
1991	429 (7.0L) Eng. All Models w/Carb.	●C194 ⁷⁴	●D166	●CBE7	ME12	RE7	●E71
1990-79	370 (6.1L), 429 (7.0L) Eng. All Models	●C194 ⁷⁴	●D166	●CBE7	ME12	RE7	●E71
1981-76	475 (7.8L), 477 (7.8L), 534 (8.7L) Eng. All Models	●C183 ⁵³	●D198	●CBE7	ME12	RE7	●E71

FORD MODULATOR SPECIFICATIONS CHART

Part No.	Ford Part No.	Ford Sales No.	Ford Stamping or Engineering No.	Color of Insulator	No. of Sockets	Total No. of Terminals	Terminals Per Socket
●CBE3	D5AZ-12A199A	DY166	D5A-12A199-A1A, A2A, A1B, A2B	Green	2	6	(4+2)
●CBE3	D5AZ-12A199B	DY166A	D5AE-12A199-A2C	Green	2	6	(4+2)
●CBE3	D5AZ-12A199C	DY166B	D5AE-12A199-A1D, A2D	Green	2	6	(4+2)
●CBE7	D6AZ-12A199A	DY184	D6AE-12A199-A1A, A2A	Blue	2	6	(4+2)
●CBE7	D6AZ-12A199B	DY184A	D6AE-12A199-A1B, A2B	Blue	2	6	(4+2)
●CBE7	D7AZ-12A199B	DY184B	D8VE-12A199-A1B, A2B	Blue	2	6	(4+2)
●CBE7	D9VZ-12A199A	DY184C	D8VE-12A199-A1C, A2C	Blue	2	6	(4+2)

PCV VALVE

Year	Model or Engine	Part No.	Year	Model or Engine	Part No.
1991	8 Cyl. 370 (6.1L) Eng. All Models	PCV222	1978-74	8 Cyl. 359 (5.9L), 361 (5.9L) Eng. C, CT-600/800 From Ser. #U60,001 Exc. C-6 Trans.	PCV200
1991	8 Cyl. 429 (7.0L) Eng. All Models Exc. (E.F.I.) ..	PCV222	1978-74	8 Cyl. 389 (6.4L), 391 (6.4L) Eng. B, F, L, LN, LNT-750/800	PCV242
1990-79	8 Cyl. 370 (6.1L), 429 (7.0L) Eng. All Models ..	PCV222	1976	8 Cyl. 475 (7.8L), 477 (7.8L), 534 (8.7L) Eng. All Models From Ser. #C85,001 Exc. Cal.	PCV222
1981-77	8 Cyl. 475 (7.8L), 477 (7.8L), 534 (8.7L) Eng. All Models	PCV222	1976	8 Cyl. 475 (7.8L), 477 (7.8L), 534 (8.7L) Eng. All Models From Ser. #C85,001 Cal.	PCV255
1979	6 Cyl. 300 (4.9L) Eng. All Models	PCV211	1976	8 Cyl. 475 (7.8L), 477 (7.8L), 534 (8.7L) Eng. All Models To Ser. #C85,001	PCV255
1978-77	6 Cyl. 300 (4.9L) Eng. All Models	PCV235	1976-74	6 Cyl. 300 (4.9L) Eng. All Models w/Gov.	PCV201
1978-75	8 Cyl. 359 (5.9L), 361 (5.9L) Eng. B, F, L, LN, LNT, LT, LTS-600/800 From Ser. #U60,001 Exc. C-6 Trans.	PCV200	1976-74	6 Cyl. 300 (4.9L) Eng. All Models w/o Gov.	PCV235
1978-75	8 Cyl. 389 (6.4L), 391 (6.4L) Eng. LT, LTS-600/800 From Ser. #U60,001	PCV200	1975	8 Cyl. 359 (5.9L), 361 (5.9L) Eng. B, C, F-600 From Ser. #U60,001 w/C-6 Trans.	PCV242
1978-74	8 Cyl. 330 (5.4L) Eng. All Models w/Centrivac Gov.	PCV242	1975-73	8 Cyl. 359 (5.9L), 361 (5.9L), 389 (6.4L), 391 (6.4L) Eng. All Models To Ser. #U60,001	PCV242
1978-74	8 Cyl. 330 (5.4L) Eng. All Models w/Velocity Gov.	PCV200			

● A Borg-Warner Brand "P" Version Also Available See Inside Back Cover.

§ Use CL75 Silicone Compound on Rotor Blade and Distributor Cap Interior Terminals when replacing.

⁵³ C154 Performance Cap also available.

⁷² C193A Cap Adapter also available.

⁷⁴ C194A Cap Adapter also available.

FORD — Cont'd

PARTS FOR ELECTRONIC DISTRIBUTORS — Cont'd

PCV VALVE — Cont'd

Year	Model or Engine	Part No.	Year	Model or Engine	Part No.
1975-64	8 Cyl. 401 (6.6L), 475 (7.8L), 477 (7.8L), 534 (8.7L) Eng.	PCV255	1969	6 Cyl. 240 (3.9L), 300 (4.9L) Eng. All Models From Ser. #D82,001 w/Gov.	PCV201
1973	6 Cyl. 300 (4.9L) Eng. All Models	PCV235	1969-65	6 Cyl. 240 (3.9L) Eng. All Models To Ser. #D82,001 w/Gov.	PCV214
1972	8 Cyl. 330 (5.4L), 361 (5.9L) Eng. All Models From Ser. #N20,001	PCV242	1969-65	6 Cyl. 240 (3.9L) Eng. All Models w/o Gov.	PCV214
1972-70	6 Cyl. 240 (3.9L) Eng. All Models To Ser. #N20,001	PCV214	1969-65	6 Cyl. 300 (4.9L) Eng. All Models To Ser. #D82,001 w/Gov.	PCV200
1972-70	6 Cyl. 300 (4.9L) Eng. All Models	PCV214	1969-65	6 Cyl. 300 (4.9L) Eng. All Models w/o Gov.	PCV200
1972-64	8 Cyl. 330 (5.4L), 361 (5.9L) Eng. All Models To Ser. #N20,001	PCV200	1964	6 Cyl. 223 (3.7L), 262 (4.3L) Eng. All Models ..	PCV259
1972-64	8 Cyl. 391 (6.4L) Eng. All Models	PCV200	1964	8 Cyl. 292 (4.8L) Eng. All Models	PCV266

DISTRIBUTOR GEAR

Year	Model or Engine	Part No.	Year	Model or Engine	Part No.
6 CYLINDER			8 CYLINDER		
1979-65	300 (4.9L) Eng. All Models	DG107	1993-90	429 (7.0L) Eng. All Models	DG108
1974-65	240 (3.9L) Eng. All Models	DG107	1989-79	429 (7.0L) Eng. All Models	DG104

VACUUM CONTROL UNIT

Year	Model or Engine	Part No.	Year	Model or Engine	Part No.
1979	8 Cyl. 370 (6.1L), 429 (7.0L) Eng. All Models w/Dist. #D8TE-12127-DA	V393	1964	8 Cyl. 292 (4.8L), 330 MD (5.4L) Eng. All Models w/Dist. #C5JF-12127A, C5TF-12127B, C, C7TF-12127D	V311
1972-64	8 Cyl. 330 H.D. (5.4L), 361 (5.9L), 391 (6.4L), 401 (6.6L), 475 (7.8L), 477 (7.8L), 534 (8.7L) Eng. All Models	V157	1964-62	6 Cyl. 223 (3.7L) Eng. All Models	V306
1971-69	6 Cyl. 300 (4.9L) Eng. All Models w/Dist. #C8TF-12127U	V312	1963-60	8 Cyl. 292 (4.8L) Eng. All Models	V309
1971-65	8 Cyl. 330 MD (5.4L) Eng. All Models	V311	1963-58	8 Cyl. 302 (5.0L), 332 (5.4L), 401 (6.6L), 477 (7.8L), 534 (8.7L) Eng. All Models	V157
1968-65	6 Cyl. 240 (3.9L) Eng. All Models w/Dist. #C5TF-12127V, C6TF-12127AD	V312	1961-57	8 Cyl. 272 (4.5L), 292 (4.8L) Eng. All Models w/2Bbl. Carb w/o Pivot Type Breaker Plate ...	V452
1968-65	6 Cyl. 300 (4.9L) Eng. All Models	V312	1961-57	8 Cyl. 272 (4.5L), 292 (4.8L) Eng. All Models w/2 Bbl. Carb w/Pivot Type Breaker Plate ...	V309
1964	8 Cyl. 292 (4.8L), 330 MD (5.4L) Eng. All Models w/Dist. #C3TF-12127G, K, C4TF-12127E, F	V309	1961-48	6 Cyl. All Eng. All Models	V306
			1956-52	8 Cyl. All Eng. All Models	V302
			1951-48	8 Cyl. All Eng. All Models	V306

COMPUTERIZED ENGINE CONTROL COMPONENTS

Year	Model or Engine	Part No.	Year	Model or Engine	Part No.
AIR CHARGE TEMPERATURE SENSOR 8 CYLINDER			OXYGEN SENSOR 8 CYLINDER		
1997-91	429 (7.0L) Eng. All Models w/Electronic Fuel Injection (E.F.I.)	WT385	1997-91	429 (7.0L) Eng. All Models w/Electronic Fuel Injection (E.F.I.)	OS136
COOLANT TEMPERATURE SENSOR 8 CYLINDER					
1997-91	429 (7.0L) Eng. All Models w/Electronic Fuel Injection (E.F.I.)	WT381			

FORD — Cont'd

PARTS FOR CONTACT CONTROLLED DISTRIBUTORS

Year	Model or Engine	Distributor No.	Contact Assembly ¹	Con-denser	Cap	Rotor	Ignition Coil ^{2,6}
6 CYLINDER							
1977-76	300 (4.9L) Eng. All Models	All	●A114V	●G132	●C182	●D197	E70
1975	300 (4.9L) Eng. B, F-600 From Ser. #W00,001	All	●A114V	●G132	●C182	●D197	E70
1975	300 (4.9L) Eng. B, F-600 To Ser. #W00,001	All	●A97V	●G125	●C137	●D197	E70
1975	300 (4.9L) Eng. C-600	All	●A114V	●G132	●C182	●D197	E70
1974-65	240 (3.9L), 300 (4.9L) Eng. All Models Exc. Transistorized Ign.	All	●A97V	●G125	●C137	●D197	E70
1966	240 (3.9L), 300 (4.9L) Eng. All Models w/Transistorized Ign.	All	●A97V	N/R	●C137	●D197	E70
1964-61	223 (3.7L), 262 (4.3L) Eng. All Models	All	●A97V	G111	●C137	D130	E70
1960-56	223 (3.7L) Eng. All Models	All	●A97V	G111	●C137	D130	E70
1955-48	215 (3.5L), 223 (3.7L), 226 (3.7L), 254 (4.2L) Eng. All Models	All	●A97V	G111	●C137	D130	N/A
8 CYLINDER							
1978-77	330 (5.4L), 361 (5.9L) Eng. All Models	All	●A101V	●G125	●C183 ⁵³	●D198	E70
1978-75	389 (6.4L) Eng. All Models	All	●A101V	●G125	●C183 ⁵³	●D198	E70
1978-73	359 (5.9L) Eng. All Models	All	●A101V	●G125	●C183 ⁵³	●D198	E70
1977-75	401 (6.6L), 475 (7.8L), 477 (7.8L), 534 (8.7L) Eng. All Models Cal.	All	●A101V	●G125	●C183 ⁵³	●D198	E70
1976-75	330 (5.4L) Eng. All Models w/Centrivac Gov.	All	●A101V	●G125	●C154	●D198	E70
1976-75	330 (5.4L) Eng. All Models w/Velocity Gov. From Ser. #W00,001 Exc. Cal.	All	●A101V	●G125	●C154	●D198	E70
1976-75	330 (5.4L) Eng. All Models w/Velocity Gov. From Ser. #W00,001 Cal.	All	●A101V	●G125	●C183 ⁵³	●D198	E70
1976-75	361 (5.9L) Eng. All Models w/4 Bbl. Carb. From Ser. #W00,001 Exc. Cal.	All	●A101V	●G125	●C183 ⁵³	●D198	E70
1976-75	361 (5.9L) Eng. All Models w/4 Bbl. Carb. From Ser. #W00,001 Cal.	All	●A101V	●G125	●C154	●D198	E70
1976-75	401 (6.6L), 475 (7.8L), 475 (7.8L), 534 (8.7L) Eng. All Models Exc. Cal.	All	●A101V	●G125	●C154	●D198	E70
1976-73	361 (5.9L) Eng. All Models w/2 Bbl. Carb.	All	●A101V	●G125	●C154	●D198	E70
1975	330 (5.4L) Eng. All Models w/Velocity Gov. To Ser. #W00,001	All	●A101V	●G125	●C154	●D198	E70
1975-74	361 (5.9L) Eng. All Models w/4 Bbl. Carb. To Ser. #W00,001	All	●A101V	●G125	●C183 ⁵³	●D198	E70
1975-74	391 (6.4L) Eng. All Models From Ser. #U80,001	All	●A101V	●G125	●C183 ⁵³	●D198	E70
1974-73	330 (5.4L), 401 (6.6L), 475 (7.8L), 477 (7.8L), 534 (8.7L) Eng. All Models	All	●A101V	●G125	●C154	●D198	E70
1974-73	391 (6.4L) Eng. All Models To Ser. #U80,001	All	●A101V	●G125	●C154	●D198	E70
1972-64	330 (5.4L), 361 (5.9L), 391 (6.4L), 401 (6.6L), 475 (7.8L), 477 (7.8L), 534 (8.7L) Eng. All Models w/o Transistorized Ign.	All	●A101V	●G125	●C154	●D198	E70
1966-64	330 (5.4L), 361 (5.9L), 391 (6.4L), 401 (6.6L), 475 (7.8L), 477 (7.8L), 534 (8.7L) Eng. All Models w/Transistorized Ign.	All	●A101V	N/R	●C154	●D198	E70
1964	292 (4.8L) Eng. B, F-600	C3TF-12102-G	●A101V	G142	●C154	●D198	E70

● A Borg-Warner Brand "P" Version Also Available See Inside Back Cover.

¹ For Optional Contact Assemblies, refer to Conversion Chart following Distributor Parts Table.

² When Coil Bracket is required, refer to Illustrated Buyers Guide — ICB Prefix.

⁶ For Optional Epoxy Coils, refer to Conversion Chart following Distributor Parts Table.

⁵³ C154 Performance Cap also available.

FORD — Cont'd

PARTS FOR CONTACT CONTROLLED DISTRIBUTORS — Cont'd

Year	Model or Engine	Distributor No.	Contact Assembly ¹	Con-denser	Cap	Rotor	Ignition Coil ^{2,6}
8 CYLINDER — Cont'd							
1964	292 (4.8L) Eng. B, C, F, N-600	C3TF-12127-A, C3TF-12127-K, C5JF-12127-A	●A101V	●G125	●C154	●D198	E70
1963-62	292 (4.8L), 302 (5.0L), 332 (5.4L), 401 (6.6L), 477 (7.8L), 534 (8.7L) Eng. All Models	All	●A101V	●G125	●C154	●D198	E70
1961-60	292 (4.8L) Eng. All Models w/2 Bbl. Carb.	All	●A101V	●G125	●C154	●D198	E70
1961-60	292 (4.8L), 302 (5.0L), 332 (5.4L), 401 (6.6L), 477 (7.8L), 534 (8.7L) Eng. All Models w/4 Bbl. Carb.	All	●A101V	G142	●C154	●D198	E70
1959-58	272 (4.5L), 292 (4.8L) Eng. All Models w/2 Bbl. Carb., Exc. Pivot Type Breaker Plate	All	●A101V	G142	●C154	●D198	E70
1959-58	272 (4.5L), 292 (4.8L) Eng. All Models w/2 Bbl. Carb. w/Pivot Type Breaker Plate	All	●A101V	●G125	●C154	●D198	E70
1959-58	272 (4.5L), 292 (4.8L), 302 (5.0L), 332 (5.4L), 401 (6.6L), 477 (7.8L), 534 (8.7L) Eng. All Models w/4 Bbl. Carb.	All	●A101V	G142	●C154	●D198	E70
1957	272 (4.5L) Eng. All Models w/2 Bbl. Carb., Exc. Pivot Type Breaker Plate	All	●A101V	G142	●C154	●D198	E70
1957	272 (4.5L) Eng. All Models w/2 Bbl. Carb., w/Pivot Type Breaker Plate	All	●A101V	●G125	●C154	●D198	E70
1957	272 (4.5L), 302 (5.0L), 332 (5.4L) Eng. All Models w/4 Bbl. Carb.	All	A98V	G141	●C154	●D198	E70
1956	272 (4.5L), 302 (5.0L), 332 (5.4L) Eng. All Models	All	A98V	G141	C147	D130	E70
1955-54	239 (3.9L), 256 (4.2L), 279 (4.6L), 317 (5.2L) Eng. All Models	All	A98V	G141	C147	D130	N/A
1953-52	279 (4.6L), 317 (5.2L) Eng. All Models	All	A98V	G141	C147	D130	N/A
1953-48	239 (3.9L) Eng. All Models	All	●A97V	G111	C147	D130	N/A
1951-48	337 (5.5L) Eng. All Models	All	●A97V	G111	C147	D130	N/A

CONTACT ASSEMBLY CONVERSION TABLE

Heavy Duty Assembly	Heavy Duty Pierced Assembly	Standard Assembly	Performance Assembly
●A114V	N/A	N/A	N/A
A97H	●A97V	N/A	N/A
A98V	A98V	N/A	N/A
A101	●A101V	N/A	A101P

EPOXY COIL CONVERSION TABLE

Oil Filled	Epoxy
E70	E82

IGNITION COIL RESISTOR

Year	Model or Engine	Part No.	Year	Model or Engine	Part No.
1998-82	8 Cyl. Gas Eng. B, F, FT-600/800, C, CT-600/900, LN-600/750	RU13	1977-60	8 Cyl. All Eng. All Models Exc. Solid State Ign. . .	RU13
1981-76	8 Cyl. All Eng. All Models w/Solid State Ign. ...	RU13	1959-58	6 Cyl. All Eng. All Models	RU6
1981-75	6 Cyl. All Eng. All Models w/Solid State Ign. ...	RU13	1959-58	8 Cyl. All Eng. All Models	RU6
1977-60	6 Cyl. All Eng. All Models Exc. Solid State Ign. .	RU13	1957-56	6 Cyl. All Eng. All Models	RU2
			1957-56	8 Cyl. All Eng. All Models	RU2

● A Borg-Warner Brand "P" Version Also Available See Inside Back Cover.

¹ For Optional Contact Assemblies, refer to Conversion Chart following Distributor Parts Table.

² When Coil Bracket is required, refer to Illustrated Buyers Guide — ICB Prefix.

⁶ For Optional Epoxy Coils, refer to Conversion Chart following Distributor Parts Table.

FORD — Cont'd

PARTS FOR CONTACT CONTROLLED DISTRIBUTORS — Cont'd

LEAD WIRES

Year	Model or Engine	Primary	Ground	Year	Model or Engine	Primary	Ground
1977-73	8 Cyl. 330 H.D. (5.4L), 401 (6.6L), 475 (7.8L), 477 (7.8L), 534 (7.8L) Eng. All Models w/o Gov.	DL63	DL73	1969-65	6 Cyl. 300 (4.9L) Eng. All Models To Serial #B12,001 w/Dist. #C5TF-12127J, K, L, M, C6TF-12127AF, AG, AH, AJ, BA	DL56	DL73
1977-73	8 Cyl. 330 H.D. (5.4L), 359 (5.9L), 361 (5.9L), 391 (6.4L) Eng. All Models w/Gov. From Serial #R20,001	N/A	DL73	1967-66	6 Cyl. 240 (3.9L) Eng. All Models From Serial #B12,001 w/Dist. #C5TF-12127V, C6AF-12127AD, C6TF-12127AD, AY, C6UF-12127H	DL63	DL73
1977-73	8 Cyl. 330 H.D. (5.4L), 359 (5.9L), 361 (5.9L), 391 (6.4L) Eng. All Models w/Gov. To Serial #R20,001	DL63	DL73	1969-65	6 Cyl. 240 (3.9L) Eng. All Models To Serial #B12,001 w/Dist. #C5TF-12127V, C6AF-12127AD, C6TF-12127AD, AY, C6UF-12127H	DL56	DL73
1976-75	6 Cyl. 300 (4.9L) Eng. All Models From Ser. #W00,001 ...	N/A	DL73	1966	6 Cyl. 240 (3.9L) Eng. All Models w/Dist. #C6TF-12127AM, AN	N/A	DL17
1975-73	6 Cyl. 300 (4.9L) Eng. All Models To Serial #W00,001 w/o Diagnostic System	DL63	DL73	1966	6 Cyl. 240 (3.9L), 300 (4.9L) Eng. All Models w/Dist. C6TF-12127AR, AS, AT, AU, AV, BC, BD, BE	N/A	DL73
1975-73	6 Cyl. 300 (4.9L) Eng. All Models To Serial #W00,001 w/Diagnostic System	N/A	DL73	1966-64	8 Cyl. 330 (5.4L) Eng. All Models w/Dist. #C4TF-12127E, F, C5TF-12127C	DL56	DL73
1974-73	6 Cyl. 240 (3.9L) Eng. All Models w/o Diagnostic System.	DL63	DL73	1966-64	8 Cyl. 330 (5.4L), 361 (5.9L), 391 (6.4L) Eng. All Models w/Dist. #C4TF-12102C, G, C5TF-12102A, D	DL56	DL73
1972-71	8 Cyl. 401 (6.6L), 475 (7.8L), 477 (7.8L), 534 (8.7L) All Models w/Dist. #D1HF-12127AA	DL63	DL73	1966-64	8 Cyl. 330 (5.4L), 361 (5.9L), 391 (6.4L) Eng. All Models w/Dist. #C4TF-12102D, H, C5TF-12102B, C	N/A	DL73
1972-69	6 Cyl. 300 (4.9L) Eng. All Models w/Dist. #C8TF-12127U, V, D2TF-12127EA	DL63	DL73	1966-64	8 Cyl. 401 (6.6L), 475 (7.8L), 477 (7.8L), 534 (8.7L) Eng. All Models w/Dist. #C3TF-12127H, M	N/A	DL73
1972-68	6 Cyl. 240 (3.9L) Eng. All Models w/Dist. #C8AF-12127A, C8UF-12127D, C9UF-12127, D1TF-12127CA, D2UF-12127AA, CA, DA	DL63	DL73	1964	6 Cyl. 223 (3.7L), 262 (4.3L) Eng. All Models	N/A	DL17
1972-65	8 Cyl. 330 (5.4L), 361 (5.9L) Eng. All Models w/Dist. #C7TF-12102A, C8TF-12102A, D1HF-12102AA, D2HF-12102AA	DL63	DL73	1964	8 Cyl. 292 (4.8L) Eng. All Models w/Dist. #C3TF-12127A, K, C5JF-12127A	DL56	DL73
1972-64	8 Cyl. 330 (5.4L) Eng. All Models w/Dist. #C5TF-12127B, C7TF-12127D, D2TF-12127FA, FB	DL63	DL73	1964	8 Cyl. 292 (4.8L) Eng. All Models w/Dist. C3TF-12127G ..	DL56	N/A
1972-64	8 Cyl. 391 (6.4L) Eng. All Models w/Dist. #C3TF-12102B, C7TF-12102D ..	DL63	DL73	1963-62	6 Cyl. All Eng. All Models	N/A	DL17
1971-64	8 Cyl. 401 (6.6L), 475 (7.8L), 477 (7.8L), 534 (8.7L) Eng. All Models w/Dist. #C0TF-12127C, C3TF-12127L ..	DL56	DL73	1963-60	8 Cyl. 272 (4.5L), 292 (4.8L) Eng. All Models	DL56	DL73
1969-65	6 Cyl. 240 (3.9L) Eng. All Models w/Dist. #C5AF-12127AD, AE, C5TF-12127AC, C6AF-12127G, L, C6TF-12127AC, C6UF-12127F	N/A	DL17	1961-54	6 Cyl. All Eng. All Models	N/A	DL17
1969-65	6 Cyl. 300 (4.9L) Eng. All Models From Serial #312,001 w/Dist. C5TF-12127J, K, L, M, C6TF-12127AF, AG, AH, AJ, BA	DL63	DL73	1959-57	8 Cyl. 272 (4.5L), 292 (4.8L) Eng. All Models w/o Pivot Type Breaker Plate	DL18	DL68
				1959-57	8 Cyl. All Eng. All Models w/Pivot Type Breaker Plate	DL56	DL73
				1956-48	8 Cyl. All Eng. All Models	N/A	DL17
				1953-48	6 Cyl. All Eng. All Models	N/A	DL17

FORD — Cont'd

PARTS FOR CONTACT CONTROLLED DISTRIBUTORS — Cont'd

DISTRIBUTOR BREAKER PLATE

Year	Model or Engine	Part No.
1978-73	8 Cyl. 330 (5.4L) Eng. All Models Exc. Solid State Ign., Exc. Electronic Gov.....	BP1
1978-73	8 Cyl. 359 (5.9L) Eng. F-600 Exc. Solid State Ign.....	BP1
1977-73	8 Cyl. 361 (5.9L), 401 (6.6L), 475 (7.8L), 477 (7.8L), 534 (8.7L) Eng. All Models Exc. Solid State Ign.....	BP1
1975-73	8 Cyl. 391 (6.4L) Eng. All Models	BP1

CUSTOM IGNITION WIRE SETS

Year	Cyl.	Model	Engine	Part No.
8 CYLINDER				
1995-92	V8	B 600-700 Series	6.1 Ltr. (370").....	CH8879
	V8	B 600-700 Series	7.0 Ltr. (429").....	CH8843
	V8	B,F,P,L 400-900	7.5 Ltr. (460").....	CH8843
	V8	C 600-900 Series	6.1 Ltr. (370").....	CH8879
	V8	F 600-800 Series	6.1 Ltr. (370").....	CH8879
	V8	F 600-800 Series	7.0 Ltr. (429").....	CH8843
1993-92	V8	C 600-900 Series	7.0 Ltr. (429").....	CH8843
	V8	L 800	6.1 Ltr. (370").....	CH8879
	V8	L 800	7.0 Ltr. (429").....	CH8843
	V8	LN 600-800	6.1 Ltr. (370").....	CH8879
	V8	LN 600-800	7.0 Ltr. (429").....	CH8843
	V8	LNT 800	6.1 Ltr. (370").....	CH8879
	V8	LNT 800	7.0 Ltr. (429").....	CH8843
	V8	LT 800	6.1 Ltr. (370").....	CH8879
	V8	LT 800	7.0 Ltr. (429").....	CH8843
	V8	N 600-800	7.0 Ltr. (429").....	CH8843
	V8	T 600	6.1 Ltr. (370").....	CH8879
	V8	T 600	7.0 Ltr. (429").....	CH8843
	1993-91	V8	N 600-800	6.1 Ltr. (370").....
1991	V8	LN 600-800 w/Carb.....	6.1 Ltr. (370").....	CH853
1991-90	V8	B 600-700 w/Carb.....	6.1 Ltr. (370").....	CH853
	V8	B 600-700 w/E.F.I.....	6.1 Ltr. (370").....	CH8879
	V8	B 600-700 w/Carb.....	7.0 Ltr. (429").....	CH853
	V8	B 600-700 w/E.F.I.....	7.0 Ltr. (429").....	CH8843
	V8	C 600-900 w/Carb.....	6.1 Ltr. (370").....	CH853
	V8	C 600-900 w/E.F.I.....	6.1 Ltr. (370").....	CH8879
	V8	C 600-900 w/Carb.....	7.0 Ltr. (429").....	CH853
	V8	C 600-900 w/E.F.I.....	7.0 Ltr. (429").....	CH8843
	V8	F 600-800 w/Carb.....	6.1 Ltr. (370").....	CH853
	V8	F 600-800 w/E.F.I.....	6.1 Ltr. (370").....	CH8879
	V8	F 600-800 w/Carb.....	7.0 Ltr. (429").....	CH853
	V8	F 600-800 w/E.F.I.....	7.0 Ltr. (429").....	CH8843
	V8	L 800 w/Carb.....	6.1 Ltr. (370").....	CH853
	V8	L 800 w/E.F.I.....	6.1 Ltr. (370").....	CH8879
	V8	L 800 w/Carb.....	7.0 Ltr. (429").....	CH853
	V8	L 800 w/E.F.I.....	7.0 Ltr. (429").....	CH8843
	V8	LN 600-800 w/E.F.I.....	6.1 Ltr. (370").....	CH8879
	V8	LN 600-800 w/Carb.....	7.0 Ltr. (429").....	CH853
	V8	LN 600-800 w/E.F.I.....	7.0 Ltr. (429").....	CH8843
	V8	LNT 800 w/Carb.....	6.1 Ltr. (370").....	CH853
	V8	LNT 800 w/E.F.I.....	6.1 Ltr. (370").....	CH8879
	V8	LNT 800 w/Carb.....	7.0 Ltr. (429").....	CH853
	V8	LNT 800 w/E.F.I.....	7.0 Ltr. (429").....	CH8843
	V8	LT 800 w/Carb.....	6.1 Ltr. (370").....	CH853
	V8	LT 800 w/E.F.I.....	6.1 Ltr. (370").....	CH8879
	V8	LT 800 w/Carb.....	7.0 Ltr. (429").....	CH853

FORD — Cont'd

CUSTOM IGNITION WIRE SETS — Cont'd

Year	Cyl.	Model	Engine	Part No.
8 CYLINDER — Cont'd				
1991-90 (Cont'd)	V8	LT 800 w/E.F.I.	7.0 Ltr. (429")	CH8843
	V8	N 600-800 w/Carb.	6.1 Ltr. (370")	CH853
	V8	N 600-800 w/E.F.I.	6.1 Ltr. (370")	CH8879
	V8	N 600-800 w/Carb.	7.0 Ltr. (429")	CH853
	V8	N 600-800 w/E.F.I.	7.0 Ltr. (429")	CH8843
	V8	T 600 w/Carb.	6.1 Ltr. (370")	CH853
	V8	T 600 w/E.F.I.	6.1 Ltr. (370")	CH8879
	V8	T 600 w/Carb.	7.0 Ltr. (429")	CH853
	V8	T 600 w/E.F.I.	7.0 Ltr. (429")	CH8843
1991-88	V8	B,F,P,L 400-900	7.5 Ltr. (460")	CH8843
1989-82	V8	C 600-900	6.1 Ltr. (370")	CH853
	V8	C 600-900	7.0 Ltr. (429")	CH853
	V8	L 800	6.1 Ltr. (370")	CH853
	V8	L 800	7.0 Ltr. (429")	CH853
	V8	LN 600-800	6.1 Ltr. (370")	CH853
	V8	LN 600-800	7.0 Ltr. (429")	CH853
	V8	LNT 800	6.1 Ltr. (370")	CH853
	V8	LNT 800	7.0 Ltr. (429")	CH853
	V8	LT 800	6.1 Ltr. (370")	CH853
	V8	LT 800	7.0 Ltr. (429")	CH853
	V8	N 600-800	6.1 Ltr. (370")	CH853
	V8	N 600-800	7.0 Ltr. (429")	CH853
	V8	T 600	6.1 Ltr. (370")	CH853
	V8	T 600	7.0 Ltr. (429")	CH853
1989-81	V8	B 600-700	6.1 Ltr. (370")	CH853
	V8	B 600-700	7.0 Ltr. (429")	CH853
1980	V8	B 600-700	(370"), (429")	CH853
1979	V8	600-900 Series	(370"), (429")	CH857
1979-78	V8	600-900 Series	(330"), (361"), (391")	CH8863
	V8	600-900 Series	(361"), (389")	CH831
	V8	600-900 Series	(401"), (427"), (534")	CH831
1979-77	V8	600-900 Series	(475")	CH8863
1978-77	V8	L Series	(330"), (361"), (391")	CH8863
1977-70	V8	Most Med. & Heavy Duty Models	(428"), (429"), (475")	CH831

CHARGING SYSTEM PARTS

PARTS FOR ALTERNATORS

Year	Model or Engine	Volts	Amps.	Alternator No.	Voltage Regulator	Brush Set	Brush & Holder Assembly	Positive Diode (3 Used)	Negative Diode (3 Used)	Diode Trio	Alternator Condenser
1998-95	All Eng. All Models Delco Equipped From 9/94	12	100	19010136	R716	X613	N/A	N/A	N/A	SC563	N/A
1998-95	All Eng. All Models Delco Equipped From 9/94	12	115	19010137	R716	X613	N/A	SC231 Assembly		SC563	N/A
1998-92	All Eng. All Models Motorcraft Equipped w/Integral Regulator.	12	95	All	R401	N/A	X380	N/A	N/A	N/R	N/A
1998-90	All Eng. All Models Leece-Neville Equipped	12	90	All	R400	X373	N/A	N/A	N/A	N/R	N/A

FORD

FORD — Cont'd

CHARGING SYSTEM PARTS — Cont'd

PARTS FOR ALTERNATORS — Cont'd

Year	Model or Engine	Volts	Amps.	Alternator No.	Voltage Regulator	Brush Set	Brush & Holder Assembly	Positive Diode (3 Used)	Negative Diode (3 Used)	Diode Trio	Alternator Con-denser
1998-90	All Eng. All Models Motorcraft Equipped w/Integral Regulator.	12	60	All	R731	X363	X388	SC230 Assembly		N/R	N/A
1997-96	All Eng. All Models Delco Equipped	12	130	19010134	R716	X613	N/A	SC237 Assembly		SC563	N/A
1997-96	All Eng. All Models Delco Equipped	12	145	19010138	R716	X613	N/A	SC237 Assembly		SC563	N/A
1997-96	All Eng. All Models Delco Equipped	12	145	19010156	N/A	X613	N/A	SC237 Assembly		SC563	N/A
1997-96	All Eng. All Models Delco Equipped	12	85	19010012, 19010013, 19010014	R716	N/R	N/R	SC2P	SC2N	N/A	N/R
1997-95	All Eng. All Models Delco Equipped From 9/94	12	100	19010158, 19010159, 19010160	R716	X613	N/A	N/A	N/A	SC563	N/A
1997-95	All Eng. All Models Delco Equipped From 9/94	12	115	19010161, 19010162, 19010163	R716	X613	N/A	SC231 Assembly		SC563	N/A
1997-90	All Eng. All Models Motorcraft Equipped .	12	60	All	R400	X300	N/A	SC7 Assembly		N/R	N/A
1997-90	All Eng. All Models Delco Equipped	12	85	1117264	R323	N/R	N/R	SC2P	SC2N	N/R	N/A
1997-90	All Eng. All Models Delco Equipped	12	105	1117801	R716	N/R	N/R	SC117 Assembly		SC228	N/A
1997-90	All Eng. All Models Leece-Neville Equipped	12	105	All	R314	N/A	N/A	N/A	N/A	N/R	N/A
1996-94	All Eng. LTA900 Delco Equipped 30SI	12	105	All	R279	N/A	N/A	N/A	N/A	N/A	N/A
1996-93	All Eng. All Models Motorcraft Equipped w/Integral Regulator.	12	115	All	R401	N/A	X380	N/A	N/A	N/R	N/A
1995-93	All Eng. All Models Delco Equipped To 9/94	12	115	1117962	R716	X613	N/A	SC231 Assembly		SC563	N/A
1995-93	All Eng. All Models Delco Equipped To 9/94	12	100	1117880, 1117931	R716	X613	N/A	N/A	N/A	SC563	N/A
1995-93	All Eng. All Models Delco Equipped To 9/94	12	115	1117932	R716	X613	N/A	N/A	N/A	SC563	N/A
1993-90	All Eng. All Models Motorcraft Equipped .	12	75	All	R400	N/A	N/A	N/A	N/A	N/R	N/A
1993-90	All Eng. All Models Motorola Equipped ...	12	130	All	R400	N/A	N/A	N/A	N/A	N/R	N/A
1993-90	All Eng. All Models Motorcraft Equipped .	12	90	All	R400	N/A	N/A	SC114 Assembly		N/R	N/A

FORD — Cont'd

CHARGING SYSTEM PARTS — Cont'd

PARTS FOR ALTERNATORS — Cont'd

Year	Model or Engine	Volts	Amps.	Alternator No.	Voltage Regulator	Brush Set	Brush & Holder Assembly	Positive Diode (3 Used)	Negative Diode (3 Used)	Diode Trio	Alternator Con- denser
1992-88	All Eng. All Models Leece-Neville Equipped w/Integral Regulator	12	90	All	R314	N/A	N/A	N/A	N/A	N/R	N/A
1990-88	All Eng. All Models Delco Equipped	12	90	1117067, 1117481, 1117732, 1117736, 1117804	R716	N/R	N/R	SC117 Assembly		SC228	N/A
1989-88	All Eng. All Models Motorcraft Equipped .	12	75	All	●R298	N/A	N/A	N/A	N/A	N/R	N/A
1989-88	All Eng. All Models Motorcraft Equipped .	12	90	All	●R298	N/A	N/A	N/A	N/A	N/R	N/A
1989-88	All Eng. All Models Leece Neville Equipped	12	90	All	●R298	X373	N/A	N/A	N/A	N/R	N/A
1989-88	All Eng. All Models Motorola Equipped ...	12	130	All	●R298	N/A	N/A	SC114 Assembly		N/R	N/A
1989-88	All Eng. All Models Motorcraft Equipped .	12	40	All	●R298	X300	N/A	SC7 Assembly		N/R	N/A
1989-88	All Eng. All Models Motorcraft Equipped w/Integral Regulator .	12	60	All	R731	X363	X388	SC226 Assembly		N/R	N/A
1989-88	All Eng. All Models Leece-Neville Equipped	12	70	All	R314	N/A	N/A	N/A	N/A	N/R	N/A
1989-88	All Eng. All Models Delco Equipped	12	75	1117242, 1117263	R323	N/R	N/R	SC2P	SC2N	N/R	N/A
1989-88	All Eng. All Models Leece-Neville Equipped w/Integral Regulator	12	105	All	R314	N/A	N/A	N/A	N/A	N/R	N/A
1989-88	All Eng. All Models Leece-Neville Equipped w/External Regulator	12	105	All	●R298	X373	N/A	N/A	N/A	N/R	N/A
1989-88	All Eng. All Models Leece-Neville Equipped	12	130	All	●R298	X373	N/A	N/A	N/A	N/R	N/A
1989-86	6 Cyl. 401 (6.6L) Diesel Eng. C, F-600/700 Wapsa Equipped	12	60, 75	All	●R298	N/A	N/A	N/A	N/A	N/R	N/A
1987-85	All Eng. All Models Motorola Equipped ...	12	130	All	●R298	N/A	N/A	N/A	N/A	N/R	N/A
1987-82	All Eng. All Models Motorcraft Equipped .	12	75	All	●R298	N/A	N/A	N/A	N/A	N/R	N/A
1987-82	All Eng. All Models Motorcraft Equipped .	12	90	All	●R298	N/A	N/A	N/A	N/A	N/R	N/A

● A Borg-Warner Brand "P" Version Also Available See Inside Back Cover.

FORD — Cont'd

CHARGING SYSTEM PARTS — Cont'd

PARTS FOR ALTERNATORS — Cont'd

Year	Model or Engine	Volts	Amps.	Alternator No.	Voltage Regulator	Brush Set	Brush & Holder Assembly	Positive Diode (3 Used)	Negative Diode (3 Used)	Diode Trio	Alternator Con- denser
1987-82	All Eng. B, C, F, FT, L, LN, LNT, LTS-600/800 Leece-Neville Equipped	12	90	E2HZ-10346A	●R298	X373	N/A	N/A	N/A	N/R	N/A
1987-79	All Eng. All Models Motorcraft Equipped .	12	40, 60	All	●R298	X300	N/A	SC7 Assembly		N/R	N/A
1987-79	All Eng. C, CT, LN, LNT-900 Leece-Neville Equipped	12	70	D9HZ-10346A	●R298	N/A	N/A	N/A	N/A	N/R	N/A
1987-79	All Eng. 3, F, FT-600-800, C, CT, FT-900 Leece-Neville Equipped	12	105	D9HZ-10346B	●R298	X373	N/A	N/A	N/A	N/R	N/A
1987-79	All Eng. All Models Leece-Neville Equipped	12	130	All	●R298	X373	N/A	N/A	N/A	N/R	N/A
1987-79	All Eng. All Models Delco Equipped	12	75	1117242, 1117263	R323	N/R	N/R	SC2P	SC2N	N/R	N/A
1987-79	All Eng. All Models Delco Equipped	12	90	1117732	R716	N/R	N/R	SC117 Assembly		SC228	N/A
1987-79	All Eng. All Models Delco Equipped	12	90	1117738	R716	N/R	N/R	N/A	N/A	N/A	N/A
1987-79	All Eng. All Models Delco Equipped	12	90	1117067, 1117481	R716	N/R	N/R	SC117 Assembly		SC228	N/A
1987-78	All Eng. CL, CLT-900 Leece-Neville Equipped	12	70	D8HZ-10346A	R314	N/A	N/A	N/A	N/A	N/R	N/A
1987-78	All Eng. CL, CLT-900 Leece-Neville Equipped	12	90	D8HZ-10346B	R314	N/A	N/A	N/A	N/A	N/R	N/A
1987-78	All Eng. CL, CLT, LTL-900 Leece-Neville Equipped	12	105	D8HZ-10346C	R314	N/A	N/A	N/A	N/A	N/R	N/A
1987-78	All Eng. All Models Delco Equipped	12	90	1117736	R716	N/R	N/R	SC117 Assembly		SC228	N/A
1987-78	All Eng. All Models Delco Equipped	12	90	1117483	R716	N/R	N/R	SC117 Assembly		SC228	N/A
1987-74	All Eng. All Models Delco Equipped	12	75	1117240	R323	N/R	N/R	SC2P	SC2N	N/R	N/A
1981-76	All Eng. All Models Motorcraft Equipped .	12	70, 90	All	●R298	X370	X390	N/A	N/A	N/R	N/A

● A Borg-Warner Brand "P" Version Also Available See Inside Back Cover.

FORD — Cont'd

CHARGING SYSTEM PARTS — Cont'd

PARTS FOR ALTERNATORS — Cont'd

Year	Model or Engine	Volts	Amps.	Alternator No.	Voltage Regulator	Brush Set	Brush & Holder Assembly	Positive Diode (3 Used)	Negative Diode (3 Used)	Diode Trio	Alternator Con-denser
1979-78	All Eng. All Models Delco Equipped	12	60	1102921, 1102936	●R291	N/A	N/A	N/A	N/A	SC113	N/A
1978	All Eng. All Models Motorcraft Equipped .	12	65	All	R295	X300	N/A	SC7 Assembly		N/R	N/A
1978	All Eng. All Models Delco Equipped	12	75	1117241	R323	N/R	N/R	SC2P	SC2N	N/R	N/A
1978	All Eng. All Models Leece-Neville Equipped	12	105	All	●R298	X373	N/A	N/A	N/A	N/R	N/A
1978-76	All Eng. All Models Motorcraft Equipped .	12	40	All	R295	X300	N/A	SC7 Assembly		N/R	N/A
1978-75	All Eng. All Models Motorcraft Equipped w/Transistorized Reg.	12	60	All	●R298	X300	N/A	SC7 Assembly		N/R	N/A
1978-75	All Eng. All Models Motorcraft Equipped w/o Transistorized Reg.	12	60	All	R295	X300	N/A	SC7 Assembly		N/R	N/A
1978-74	All Eng. All Models Leece-Neville Equipped	12	70	All	●R298	X341	N/A	SC7 Assembly		N/R	N/A
1978-74	All Eng. All Models Motorcraft Equipped .	12	100	All	●R298	X336	N/A	N/A	N/A	N/R	N/A
1977-74	All Eng. All Models Delco Equipped	12	75	1117225	R323	N/R	N/R	SC2P	SC2N	N/R	N/A
1977-74	All Eng. All Models Delco Equipped	12	90	1117484	R716	N/R	N/R	SC117 Assembly		SC228	N/A
1977-73	All Eng. All Models Leece-Neville Equipped	12	105	All	●R298	X373	N/A	N/A	N/A	N/R	N/A
1975	All Eng. All Models Motorcraft Equipped From Serial #A60,001	12	70	All	●R298	X370	X390	N/A	N/A	N/R	N/A
1975	All Eng. All Models Motorcraft Equipped To Serial #A60,001..	12	70	All	●R298	X371	N/A	N/A	N/A	N/R	N/A
1975	All Eng. F-800/880, L, LN, LNT, LT, LTS-800/900, W, WT-900 Motorcraft Equipped From Serial #X40,001	12	90	All	●R298	X370	X390	N/A	N/A	N/R	N/A
1975	All Eng. F-800/880, L, LN, LNT, LT, LTS-800/900, W, WT-900 Motorcraft Equipped To Serial #X40,001	12	90	All	●R298	X371	N/A	N/A	N/A	N/R	N/A
1975	All Eng. CL, CLT-900 Motorcraft Equipped .	12	90	All	●R298	N/A	X390	N/A	N/A	N/R	N/A

● A Borg-Warner Brand "P" Version Also Available See Inside Back Cover.

FORD — Cont'd

CHARGING SYSTEM PARTS — Cont'd

PARTS FOR ALTERNATORS — Cont'd

Year	Model or Engine	Volts	Amps.	Alternator No.	Voltage Regulator	Brush Set	Brush & Holder Assembly	Positive Diode (3 Used)	Negative Diode (3 Used)	Diode Trio	Alternator Con-denser
1975-73	All Eng. All Models Motorcraft Equipped w/Transistorized Reg.	12	40, 42, 55	All	●R298	X300	N/A	SC7 Assembly		N/R	N/A
1975-73	All Eng. All Models Motorcraft Equipped w/Transistorized Reg.	12	61	All	●R298	X300	N/A	N/A	N/A	N/R	N/A
1975-73	All Eng. All Models Motorcraft Equipped w/o Transistorized Reg.	12	40, 42, 55	All	R295	X300	N/A	SC7 Assembly		N/R	N/A
1975-73	All Eng. All Models Motorcraft Equipped w/o Transistorized Reg.	12	61	All	R295	X300	N/A	N/A	N/A	N/R	N/A
1974-73	All Eng. All Models Motorcraft Equipped .	12	70, 90	All	●R298	X371	N/A	N/A	N/A	N/R	N/A
1973	All Eng. All Models Leece-Neville Equipped	12	70	All	●R298	X341	N/A	SC7 Assembly		N/R	N/A
1973	All Eng. All Models Leece-Neville Equipped	12	105	All	●R298	N/A	N/A	N/A	N/A	N/R	N/A
1972-70	All Eng. All Models Ford Equipped	12	38, 42, 55, 60, 61	All	R295	X300	N/A	SC7 Assembly		N/R	N/A
1972-70	All Eng. All Models Ford Equipped	12	65, 70, 85, 90	All	R313	X371	N/A	SC239 Assembly		N/R	N/A
1972-70	All Eng. All Models Leece-Neville Equipped	12	70	All	R313	X341	N/A	N/A	N/A	N/R	N/A
1972-70	All Eng. All Models Leece-Neville Equipped	12	105	All	R313	N/A	N/A	N/A	N/A	N/R	N/A
1969-67	All Eng. All Models Ford Equipped	12	38, 42, 45, 55, 60	All	R295	X292	N/A	SC7 Assembly		N/R	N/A
1969-67	All Eng. All Models Ford Equipped	12	65, 70, 90	All	R295	X336	N/A	SC239 Assembly		N/R	N/A
1969-66	All Eng. All Models Leece-Neville Equipped w/Transistorized Reg.	12	60, 65	All	R313	X341	N/A	N/A	N/A	N/R	N/A
1969-66	All Eng. All Models Leece-Neville Equipped w/Transistorized Reg.	12	105	All	R313	N/A	N/A	N/A	N/A	N/R	N/A

● A Borg-Warner Brand "P" Version Also Available See Inside Back Cover.

FORD — Cont'd

CHARGING SYSTEM PARTS — Cont'd

PARTS FOR ALTERNATORS — Cont'd

Year	Model or Engine	Volts	Amps.	Alternator No.	Voltage Regulator	Brush Set	Brush & Holder Assembly	Positive Diode (3 Used)	Negative Diode (3 Used)	Diode Trio	Alternator Con-denser
1967-64	All Eng. All Models Leece-Neville Equipped w/o Transistorized Reg.	12	60, 65	All	N/A	X341	N/A	N/A	N/A	N/R	N/A
1966-65	All Eng. All Models Ford Equipped	12	45, 55	All	R295	X292	N/A	N/A	N/A	N/R	N/A
1964-63	All Eng. All Models Ford Equipped	12	42, 52, 60	All	R295	N/A	N/A	N/A	N/A	N/R	N/A
1963-57	All Eng. All Models Leece-Neville Equipped	12	30, 50, 60	All	N/A	N/A	N/A	SC123	SC122	N/R	N/A
1958-57	All Eng. All Models Leece-Neville Equipped	12	100	All	N/A	X341	N/A	SC123	SC122	N/R	N/A

PARTS FOR GENERATORS

Year	Model or Engine	Volts	Amps.	Generator No.	Voltage Regulator	Voltage Regulator Fuse	Brush Set	Brush Spring (2 Used)	Bushing
1964-63	All Eng. All Models Ford Equipped	12	30, 40	All	R156	RF35	X281	SC205	N/A
1963-56	All Eng. All Models Prestolite Equipped	12	40	GGA Series	R183	RF45	N/A	N/A	N/A
1962-60	All Eng. All Models Ford Equipped	12	25, 30	All	R156	RF35	X273 ⁹³	N/A	N/A
1962-60	All Eng. All Models Ford Equipped	12	40	All	R158	RF45	X273 ⁹³	N/A	N/A
1959-58	All Eng. All Models Ford Equipped	12	25, 30	All	R156	RF35	X273 ⁹³	N/A	GB201
1959-58	All Eng. All Models Ford Equipped	12	40	All	R158	RF45	X273 ⁹³	N/A	GB201
1957	All Eng. All Models Ford Equipped	12	25, 30	All	R156	RF35	X273 ⁹³	N/A	N/A
1957	All Eng. All Models Ford Equipped	12	40	All	R158	RF45	X273 ⁹³	N/A	N/A
1956	All Eng. All Models Ford Equipped	12	30	All	R156	RF35	X273	N/A	GB201
1956	All Eng. All Models Ford Equipped	12	40	All	R158	RF45	X273	N/A	GB201
1956-54	All Eng. All Models Prestolite Equipped	6	40	GGJ Series	N/A	RF45	N/A	N/A	N/A
1955-48	All Eng. All Models Ford Equipped	6	35, 40	All	N/A	RF45	X273	N/A	GB201
1955-48	All Eng. All Models Ford Equipped	6	50	All	R702	N/A	X273	N/A	GB201

STARTING SYSTEM PARTS

Year	Model or Engine	Volts	Starter No.	Solenoid Switch	Solenoid Repair Kit	Brush Set ⁷	Brush Spring ⁷	D.E. Bushing	C.E. Bushing	C.E. Washer	Starter Lever
1998-97	All Eng. All Models Diesel w/Delco Str.	12	10479038	S5019	SR29	X395	N/A	SB165 ⁴¹	SB148	SC602 ⁹⁸	N/A

⁷ Starters require various numbers of Brushes and Springs. Order as needed.

⁴¹ Also use SB162 for Lever Housing Bushing.

⁹³ Use X281 Brush Set and SC205 Spring if Trailing Arm Brush Type Generator.

⁹⁸ Use SC941 for Thrust Washer.

FORD

FORD — Cont'd

STARTING SYSTEM PARTS — Cont'd

Year	Model or Engine	Volts	Starter No.	Solenoid Switch	Solenoid Repair Kit	Brush Set ⁷	Brush Spring ⁷	D.E. Bushing	C.E. Bushing	C.E. Washer	Starter Lever
1998-96	All Eng. All Models Diesel w/Delco Str.	12	10479037	S5019	SR29	X395	N/A	SB165 ⁴¹	SB148	SC602 ⁹⁸	N/A
1998-96	All Eng. All Models Diesel w/Delco Str.	12	1993984	N/A	N/R	X395	N/A	SB165 ⁴¹	SB148	SC602 ⁹⁸	N/A
1998-96	All Eng. All Models Diesel w/Delco Str.	12	10479063	S5019	SR29	X395	N/A	SB165 ⁴¹	SB148	SC602 ⁹⁸	N/A
1998-96	All Eng. All Models Diesel w/Delco Str.	12	10479064	S5019	SR29	X395	N/A	SB165 ⁴¹	SB148	SC602 ⁹⁸	N/A
1998-96	All Eng. All Models Diesel w/Delco Str.	12	10479081	S5019	SR29	X395	N/A	SB165 ⁴¹	SB148	SC602 ⁹⁸	N/A
1998-96	All Eng. All Models Diesel w/Delco Str.	24	1993797	S5021	SR30	X396	N/A	SB165 ⁴¹	SB148	SC602 ⁹⁸	N/A
1998-96	All Eng. All Models Diesel w/Delco Str.	12	10479036	S5131	N/R	X397	N/A	SB148 ⁴¹	SB148	SC941	N/A
1998-93	All Eng. All Models Diesel w/Delco Str.	12	10479614, 10479615	N/A	N/R	X615	SC903	SB206	N/A	N/A	SC952
1998-90	All Eng. All Models Diesel w/Delco Str.	12	10478831	S5131	N/R	X397	N/A	SB148 ³¹	SB148	SC941	N/A
1998-88	All Eng. All Models Diesel w/Delco Str.	12	1990483	S5019	SR29	X395	N/A	SB165 ⁴¹	SB148	SC602 ⁹⁸	N/A
1997-92	370 (6.1L), 429 (7.0L) Eng. All Models w/Ford Str.	12	All	S5060	N/R	X379	N/A	N/A	N/A	N/A	N/A
1997-90	All Eng. All Models Diesel w/Delco Str.	12	10478809	N/A	N/R	X395	N/A	SB165 ⁴¹	SB148	SC602 ⁹⁸	N/A
1997-90	All Eng. All Models Diesel w/Delco Str.	12	1993975	N/A	N/R	X395	N/A	SB165 ⁴¹	SB148	SC602 ⁹⁸	N/A
1997-89	All Eng. All Models Diesel w/Delco Str.	12	1990424	N/A	N/R	X395	N/A	SB165 ⁴¹	SB148	SC602 ⁹⁸	N/A
1997-88	All Eng. All Models Diesel w/Delco Str.	12	1993856	S5019	SR29	X395	N/A	SB165 ⁴¹	SB148	SC602 ⁹⁸	N/A
1993-88	All Eng. All Models Diesel w/Delco Str.	12	1993767, 1993854	N/A	N/R	X397	N/A	SB148 ³¹	SB148	SC941	N/A

⁷ Starters require various numbers of Brushes and Springs. Order as needed.

³¹ Use SB163 for Lever Housing Bushing.

⁴¹ Also use SB162 for Lever Housing Bushing.

⁹⁸ Use SC941 for Thrust Washer.

FORD — Cont'd

STARTING SYSTEM PARTS — Cont'd

Year	Model or Engine	Volts	Starter No.	Solenoid Switch	Solenoid Repair Kit	Brush Set ⁷	Brush Spring ⁷	D.E. Bushing	C.E. Bushing	C.E. Washer	Starter Lever
1992-89	All Eng. All Models Diesel w/Delco Str.	12	1990429	N/A	N/R	X395	N/A	SB165 ⁴¹	SB148	SC602 ⁹⁸	N/A
1991-80	370 (6.1L), 429 (7.0L) Eng. All Models w/Ford Str.	12	All	S5049	N/R	X305	N/A	SB144	SB150	N/A	N/A
1990	All Eng. All Models Diesel w/Delco Str.	12	1993789	N/A	N/R	X397	N/A	SB148 ³¹	SB148	SC941	N/A
1989-88	All Eng. All Models Diesel w/Delco Str.	12	1990347	N/A	N/R	X397	N/A	SB148 ³¹	SB148	N/A	N/A
1989-88	All Eng. All Models Diesel w/Delco Str.	24	1990269	S726	⁹	X400	N/A	SB165 ⁹⁵	N/A	SC602	SC182
1989-88	All Eng. All Models Diesel w/Delco Str.	12	1114771	S725	⁸	X347	SC902	SB165 ⁹⁵	N/A	SC602	SC182
1989-88	All Eng. All Models Diesel w/Delco Str.	12	1114796	S725	⁸	X347	SC902	SB141 ⁹⁵	SB141	SC602	SC182
1989-82	All Eng. All Models Diesel w/Delco Str.	12	1114934	S725	⁸	X377	N/A	SB165 ⁹⁵	SB141	SC602 ⁹⁸	SC182
1989-80	All Eng. All Models Diesel w/Delco Str.	12	1114920	S734	N/R	X377	N/A	SB165 ⁴¹	SB141	SC602 ⁹⁸	SC182
1989-80	All Eng. All Models Diesel w/Delco Str.	12	1114824	S734	N/R	X377	N/A	SB165 ⁹⁵	SB141	SC602	SC182
1989-80	All Eng. All Models Diesel w/Delco Str.	12	1114897, 1114927	S725	⁸	X377	N/A	SB165 ⁹⁵	SB141	SC602 ⁹⁸	SC182
1989-80	All Eng. All Models Diesel w/Delco Str.	24	1114813	S726	⁹	X377	N/A	SB165 ⁹⁵	SB141	SC602	SC182
1989-80	All Eng. All Models Diesel w/Delco Str.	12	1990298	S734	N/R	X375	N/A	SB165 ⁹⁵	N/A	SC602	SC182
1989-80	All Eng. All Models Diesel w/Delco Str.	12	1990261	S725	⁸	X375	N/A	SB165 ⁹⁵	N/A	SC602	SC182
1988-82	All Eng. All Models Diesel w/Delco Str.	12	10478877	S725	⁸	X375	N/A	SB165 ⁹⁵	N/A	SC602	SC182
1988-74	All Eng. All Models Diesel w/Delco Str.	24	10478911	S726	⁹	X400	N/A	SB165 ⁹⁵	N/A	SC602	SC182

⁷ Starters require various numbers of Brushes and Springs. Order as needed.
⁸ SR13 for Solenoids w/Oval Face Plate; SR26 for Solenoids w/Square Face Plate.
⁹ SR14 for Solenoids w/Oval Face Plate; SR27 for Solenoids w/Square Face Plate.

³¹ Use SB163 for Lever Housing Bushing.
⁴¹ Also use SB162 for Lever Housing Bushing.
⁹⁵ Also use SB132 for Lever Housing Bushing.
⁹⁸ Use SC941 for Thrust Washer.

FORD

FORD — Cont'd

STARTING SYSTEM PARTS — Cont'd

Year	Model or Engine	Volts	Starter No.	Solenoid Switch	Solenoid Repair Kit	Brush Set ⁷	Brush Spring ⁷	D.E. Bushing	C.E. Bushing	C.E. Washer	Starter Lever
1988-74	All Eng. All Models Diesel w/Delco Str.	12	1990377	S5019	SR29	X395	N/A	SB165 ⁴¹	SB148	SC602 ⁹⁸	N/A
1987	All Eng. All Models Diesel w/Delco Str.	12	1993767, 1993789	N/A	N/R	X397	N/A	SB148 ³¹	SB148	SC941	N/A
1987-86	All Eng. All Models Diesel w/Delco Str.	12	1990483	S5019	SR29	X395	N/A	SB165 ⁴¹	SB148	SC602 ⁹⁸	N/A
1987-86	All Eng. All Models Diesel w/Delco Str.	12	1990347	N/A	N/R	X397	N/A	SB148 ³¹	SB148	N/A	N/A
1987-83	All Eng. All Models Diesel w/Delco Str.	24	1990269, 1990273, 1990274	S726	⁹	X400	N/A	SB165 ⁹⁵	N/A	SC602	SC182
1987-80	All Eng. All Models Diesel w/Delco Str.	12	1114771	S725	⁸	X347	SC902	SB165 ⁹⁵	N/A	SC602	SC182
1987-80	All Eng. All Models Diesel w/Delco Str.	12	1114109, 1114165	S725	⁸	X347	N/A	SB131	SB141	SC602	SC182
1987-79	All Eng. All Models Diesel w/Delco Str.	12	1114796	S725	⁸	X347	SC902	SB141 ⁹⁵	SB141	SC602	SC182
1987-79	All Eng. All Models Diesel w/Delco Str.	12	1114722, 1114723	S725	⁸	X347	SC902	SB131 ⁹⁵	N/A	SC602	SC182
1987-74	All Eng. All Models Diesel w/Delco Str.	24	1990269	S726	⁹	X400	N/A	SB165 ⁹⁵	N/A	SC602	SC182
1985-83	All Eng. All Models Diesel w/Delco Str.	12	1990308	S5018	SR28	X397	N/A	SB148 ³¹	SB148	N/A	N/A
1985-80	All Eng. All Models Diesel w/Delco Str.	12	1114896, 1990221	S725	⁸	X377	N/A	SB165 ⁹⁵	SB141	SC602 ⁹⁸	SC182
1985-80	All Eng. All Models Diesel w/Delco Str.	12	1114816	S734	N/R	N/A	N/A	SB165 ⁹⁵	SB141	SC602	SC182
1985-74	All Eng. All Models Diesel w/Delco Str.	12	1990483	S5019	SR29	X395	N/A	SB165 ⁴¹	SB148	SC602 ⁹⁸	N/A

⁷ Starters require various numbers of Brushes and Springs. Order as needed.

⁸ SR13 for Solenoids w/Oval Face Plate; SR26 for Solenoids w/Square Face Plate.

⁹ SR14 for Solenoids w/Oval Face Plate; SR27 for Solenoids w/Square Face Plate.

³¹ Use SB163 for Lever Housing Bushing.

⁴¹ Also use SB162 for Lever Housing Bushing.

⁹⁵ Also use SB132 for Lever Housing Bushing.

⁹⁸ Use SC941 for Thrust Washer.

FORD — Cont'd

STARTING SYSTEM PARTS — Cont'd

Year	Model or Engine	Volts	Starter No.	Solenoid Switch	Solenoid Repair Kit	Brush Set ⁷	Brush Spring ⁷	D.E. Bushing	C.E. Bushing	C.E. Washer	Starter Lever
1983-80	All Eng. All Models Diesel w/Delco Str.	24	1109840, 1109845, 1109846	S726	9	X401	SC902	SB165 ⁹⁵	N/A	SC602	SC182
1983-80	All Eng. All Models Diesel w/Delco Str.	24	1109979	S726	9	X401	SC902	SB131 ⁹⁵	N/A	SC602	SC182
1981-58	401 (6.6L), 475 (7.8L), 477 (7.8L), 534 (8.8L) Eng. All Models w/Prestolite Str.	12	ML-4358	●S58	N/R	X329	N/A	N/A	SB139	N/A	N/A
1979	300 (4.9L) Eng. B, F-600 w/Ford Str.	12	All	●S58	N/R	N/A	N/A	SB124	SB150	N/A	N/A
1979	300 (4.9L) Eng. P-600 w/Ford Str.	12	All	●S63	N/R	N/A	N/A	SB124	SB150	N/A	N/A
1979	370 (6.1L), 429 (7.0L) Eng. All Models w/Ford Str.	12	All	●S58	N/R	X305	N/A	SB124	SB150	N/A	N/A
1979	All Eng. All Models w/Delco Str.	12	1114885	S725	8	X377	N/A	SB165 ⁹⁵	SB141	SC602	SC182
1979	All Eng. All Models w/Delco Str.	12	1114109	S725	8	X347	N/A	SB131 ⁹⁵	SB141	SC602	SC182
1979-78	All Eng. All Models w/Delco Str.	12	1109355	●S100	SR16	X358	SC206	N/A	N/A	SC218	SC212
1979-78	All Eng. All Models w/Delco Str.	24	1109840	S726	9	X401	SC902	SB165 ⁹⁵	N/A	SC602	SC182
1979-78	All Eng. All Models w/Delco Str.	24	1109979	S726	9	X401	SC902	SB131 ⁹⁵	N/A	SC602	SC182
1979-73	All Eng. All Models w/Delco Str.	12	1114723	S725	8	X347	SC902	SB131 ⁹⁵	N/A	SC602	SC182
1979-73	All Eng. All Models w/Delco Str.	12	1114896	S725	8	X377	N/A	SB165 ⁹⁵	SB141	SC602	SC182
1979-65	All Eng. All Models w/Delco Str.	12	1114059, 1114098, 1114119	S725	8	X347	N/A	SB131 ⁹⁵	SB141	SC602	SC182

● A Borg-Warner Brand "P" Version Also Available See Inside Back Cover.

⁷ Starters require various numbers of Brushes and Springs. Order as needed.

⁸ SR13 for Solenoids w/Oval Face Plate; SR26 for Solenoids w/Square Face Plate.

⁹ SR14 for Solenoids w/Oval Face Plate; SR27 for Solenoids w/Square Face Plate.

⁹⁵ Also use SB132 for Lever Housing Bushing.

FORD

FORD — Cont'd

STARTING SYSTEM PARTS — Cont'd

Year	Model or Engine	Volts	Starter No.	Solenoid Switch	Solenoid Repair Kit	Brush Set ⁷	Brush Spring ⁷	D.E. Bushing	C.E. Bushing	C.E. Washer	Starter Lever
1979-65	All Eng. All Models w/Delco Str.	12	1114126	S725	*	X347	N/A	SB165 ⁹⁵	SB141	SC602	SC182
1978	All Eng. All Models 8 Cyl. Gas w/Ford Str..	12	All	●S63	N/R	X305	N/A	SB124	SB150	N/A	N/A
1978	All Eng. All Models w/Delco Str.	12	1114129	S725	*	X347	N/A	SB165 ⁹⁵	SB141	SC602	SC182
1978-76	300 (4.9L) Eng. All Models w/Ford Str.	12	All	●S63	N/R	N/A	N/A	SB124	SB150	N/A	N/A
1977-76	All Eng. All Models 8 Cyl. Gas w/Ford Str. From Ser. #080,001	12	All	●S63	N/R	X305	N/A	SB124	SB150	N/A	N/A
1977-76	All Eng. All Models 8 Cyl. Gas w/Ford Str. To Ser. #080,001	12	All	●S63	N/R	N/A	N/A	SB124	SB150	N/A	N/A
1977-76	All Eng. All Models w/Delco Str.	12	1114128	S725	*	X347	N/A	SB165 ⁹⁵	SB141	SC602	SC182
1977-73	All Eng. All Models w/Delco Str.	12	1114165	S725	*	X347	N/A	SB131 ⁹⁵	SB141	SC602	SC182
1977-73	All Eng. All Models w/Delco Str.	12	1114722	S725	*	X347	SC902	SB131 ⁹⁵	N/A	SC602	SC182
1977-73	All Eng. All Models w/Delco Str.	12	1114897	S725	*	X377	N/A	SB165 ⁹⁵	SB141	SC602	SC182
1975-73	All Eng. All Models w/Ford Str.	12	All	●S63	N/R	N/A	N/A	SB124	SB150	N/A	N/A
1975-73	All Eng. All Models w/Delco Str.	12	1114109	S725	*	X347	N/A	SB131 ⁹⁵	SB141	SC602	SC182
1975-73	All Eng. All Models w/Delco Str.	12	1114129	S725	*	X347	N/A	SB165 ⁹⁵	SB141	SC602	SC182
1974-68	All Eng. All Models w/Delco Str.	12	1114162	S725	*	X347	N/A	SB131 ⁹⁵	SB141	SC602	SC182
1972-70	All Eng. All Models 6 Cyl. Gas w/Ford Str..	12	All	●S63	N/R	N/A	SC208	SB124	SB150	N/A	N/A
1972-70	All Eng. All Models 8 Cyl. Gas w/Ford Str..	12	All	●S63	N/R	X278	SC208	SB124	SB150	N/A	N/A

● A Borg-Warner Brand "P" Version Also Available See Inside Back Cover.

⁷ Starters require various numbers of Brushes and Springs. Order as needed.

* SR13 for Solenoids w/Oval Face Plate; SR26 for Solenoids w/Square Face Plate.

⁹⁵ Also use SB132 for Lever Housing Bushing.

FORD — Cont'd

STARTING SYSTEM PARTS — Cont'd

Year	Model or Engine	Volts	Starter No.	Solenoid Switch	Solenoid Repair Kit	Brush Set ⁷	Brush Spring ⁷	D.E. Bushing	C.E. Bushing	C.E. Washer	Starter Lever
1972-68	All Eng. All Models w/Delco Str.	12	1114052	S725	⁸	X306	N/A	SB131 ⁹⁵	SB141	SC602	SC182
1972-67	All Eng. All Models w/Delco Str.	12	1114105	S725	⁸	X306	N/A	SB131 ⁹⁵	SB141	SC602	SC182
1972-67	All Eng. All Models w/Delco Str.	12	1113667	S120	SR24	N/A	N/A	SB148 ⁹⁷	N/A	SC177	N/A
1972-66	All Eng. All Models w/Delco Str.	12	1114120	S727	N/R	X347	N/A	SB131 ⁹⁵	SB141	SC602	SC182
1972-66	All Eng. All Models w/Delco Str.	12	1113194	S120	SR24	X291	N/A	SB148 ⁹⁷	SB138	SC177	N/A
1972-64	All Eng. All Models w/Prestolite Str.	12	ML-4376	●S63	N/R	X329	N/A	N/A	SB139	N/A	N/A
1969-65	All Eng. All Models 6 Cyl. Gas w/Ford Str..	12	All	●S63	N/R	N/A	SC208	SB112	SB150	N/A	N/A
1969-65	All Eng. All Models 8 Cyl. Gas w/Ford Str..	12	All	●S63	N/R	X278	SC208	SB112	SB150	N/A	N/A
1969-64	All Eng. All Models w/Delco Str.	24	1113935	S726	⁹	X306	N/A	SB131 ⁹⁵	SB141	SC602	SC182
1969-63	All Eng. All Models w/Delco Str.	12	1114111	S725	⁸	X347	N/A	SB131 ⁹⁵	SB141	SC602	SC182
1967-65	401 (6.6L), 477 (7.8L), 534 (8.7L) Eng. All Models w/Delco Str.	12	1113112	N/A	N/R	X291	N/A	SB159 ¹⁰	SB138	N/A	N/A
1966	All Eng. All Models w/Delco Str.	12	1113192	S120	SR24	X291	N/A	SB148 ⁹⁷	SB138	SC177	N/A
1966	All Eng. All Models w/Delco Str.	12	1113209	S120	SR24	X362	N/A	SB148 ⁹⁷	SB138	SC177	N/A
1966-62	All Eng. All Models Diesel w/Lucas Str.	12	All	N/A	N/R	X236	SC208	N/A	N/A	N/A	N/A
1964	223 (3.7L), 262 (4.3L), 292 (4.8L) Eng. All Models w/Ford Str.	12	All	●S63	N/R	X236	SC208	SB147	SB150	N/A	N/A

● A Borg-Warner Brand "P" Version Also Available See Inside Back Cover.

⁷ Starters require various numbers of Brushes and Springs. Order as needed.

⁸ SR13 for Solenoids w/Oval Face Plate; SR26 for Solenoids w/Square Face Plate.

⁹ SR14 for Solenoids w/Oval Face Plate; SR27 for Solenoids w/Square Face Plate.

¹⁰ Also use SB135 Intermediate Bushing.

⁹⁵ Also use SB132 for Lever Housing Bushing.

⁹⁷ Also use SC165 for Lever Housing Bushing.

FORD — Cont'd

STARTING SYSTEM PARTS — Cont'd

Year	Model or Engine	Volts	Starter No.	Solenoid Switch	Solenoid Repair Kit	Brush Set ⁷	Brush Spring ⁷	D.E. Bushing	C.E. Bushing	C.E. Washer	Starter Lever
1964	330 (5.4L), 361 (5.9L), 391 (6.4L) Eng. All Models w/Ford Str.	12	All	●S63	N/R	X278	SC208	SB112	SB150	N/A	N/A
1963-57	All Eng. All Models w/Delco Str.	12	1107613	●S100	SR16	X265	SC206	SB102	SB138	SC218	SC212
1963-57	All Eng. All Models w/Delco Str.	12	1107222	●S100	SR16	X265	SC206	SB102	N/A	SC218	SC212
1963-52	All Eng. All Models w/Ford Str.	12	All	●S63	N/R	X236	SC208	SB103	SB150	N/A	N/A
1960-59	All Eng. All Models w/Delco Str.	12	1113112	N/A	N/R	X291	N/A	SB159 ¹⁰	SB138	N/A	N/A
1955-52	All Eng. All Models w/Ford Str.	6	All	S62	N/R	X236	SC208	SB103	SB150	N/A	N/A
1951-48	All Eng. All Models w/Ford Str.	6	All	S53	N/R	X236	SC208	SB45	SB150	N/A	N/A

STARTER DRIVES

Year	Model or Engine	Part No.	Year	Model or Engine	Part No.
1998-90	All Eng. All Models w/Str. 10479614, 10479615	SD1649	1979-78	All Eng. All Models w/Str. 1109355	SD207
1998-83	All Eng. All Models w/Str. 1990308, 1990347, 1993767, 1993789, 1993854, 10478831, 10479036	SD914	1978-75	All Eng. All Models Exc. 460 Eng. & Diesel.....	SD239
1998-66	All Eng. All Models w/Str. 1114109, 1114120, 1114129, 1114162, 1114824, 1114885, 1114896, 1990221, 1990429, 1993797, 1993856, 1993984, 10479063, 10479064	SD489	1978-73	460 6.9L Eng. All Models w/Str. D6TF-11001-CA, D6TZ-11002-C	SD240
1998-64	All Eng. All Models w/Str. 1109840, 1109845, 1109846, 1109979, 1113935, 1114052, 1114098, 1114105, 1114111, 1114119, 1114126, 1114128, 1114165, 1114722, 1114723, 1114813, 1114896, 1114897, 1114927, 1990261, 1990269, 1990273, 1990274, 1990298, 1990424, 1990483, 1993975, 10478809, 10478877, 10478911, 10479037, 10479038	SD486	1977-73	All Eng. 800, 900 w/Str. C6TF-11000-C, D3HF-11000-AA, D3TF-11000-AA	SD486
1986-84	420 6.9L Eng. All Models.....	SD302	1974-73	All Eng. All Models w/Str. D2AF-EA, D3TF-CA ..	SD240
1979	All Eng. 900 Series w/Str. D3TF-11000-BA, D4TZ-11002-A, D8HZ-11002-C	SD486	1974-70	All Eng. All Models w/Str. D0AF-B, C, D2AF-BA, CA, DA, D20F-AA, D0TF-A, D2TF-AA ..	SD239
1979-78	All Eng. 636 w/Str. D3TZ-11000-CA, D4TZ-11002-E	SD489	1974-68	All Eng. 600, 700, 800 w/Str. C8FT-11000-C ...	SD489
			1972-70	All Eng. All Models w/Str. C7DF-A, D0DF-A.....	SD234
			1972-66	All Eng. 350/500, 600/700 w/Str. 1113192, 1113194, 1113667	SD279
			1972-65	170 Eng. E, P100 w/Str. C4DF-B, C7DF-A, D0DF-A	SD234
			1972-65	All Eng. T100/800 Exc. w/170 Eng.	SD239
			1966	All Eng. All Models w/Str. C60F-A	SD239
			1964-62	All Eng. T100/800 w/Str. C2AF	SD595
			1961-54	All Eng. All Models w/Str. 11001-A	SD553
			1953-51	All Eng. All Models w/Auto. Trans.	SD553
			1953-48	8 Cyl. All Eng. All Models w/Std. Trans.	SD121
			1947-32	All Eng. All Models	SD121

● A Borg-Warner Brand "P" Version Also Available See Inside Back Cover.

⁷ Starters require various numbers of Brushes and Springs. Order as needed.

¹⁰ Also use SB135 Intermediate Bushing.

FORD — Cont'd

SWITCHES/RELAYS/LIGHT SOCKETS & CONNECTORS

CONNECTORS & SOCKETS

Year	Model or Engine	Part No.	Year	Model or Engine	Part No.
ALTERNATOR CONNECTOR			VOLTAGE REGULATOR CONNECTOR		
1998-90	All w/Motorcraft Alt. w/Integral Reg.	PT780	1998-88	All w/Motorcraft Alt. w/Integral Reg.	PT754
1989-85	All w/Motorola 130 Amp Alt.	PT70	1998-79	All w/Leece-Neville Alt. w/External Reg.	PT65
1989-86	All w/Wapsa 60, 70 Amp Alt.	PT70	1997-63	All w/Motorcraft Alt. w/External Reg.	PT65
1989-79	All w/Leece-Neville Alt. w/External Reg.	PT70	1993-85	All w/Motorola 130 Amp. Alt.	PT65
1989-63	All w/Motorcraft Alt. w/External Reg.	PT70	1989-86	All w/Wapsa 60, 75 Amp Alt.	PT65
1979-78	All w/Delco Alt. #1102921, 1102936	PT69	1979-78	All w/Delco Alt. #1102921, 1102936	PT68
1978-73	All w/Leece-Neville 70, 105 Amp. Alt.	PT70	1978-73	All w/Leece-Neville 70, 105 Amp Alt.	PT65
DIMMER SWITCH CONNECTOR					
1997-60	All	PT64			

RELAYS

Year	Model or Engine	Part No.	Year	Model or Engine	Part No.
ACCESSORY SAFETY RELAY			HORN RELAY — Cont'd		
1998-90	F 700 w/Air Brakes	R710	1966-65	B, F, H, HT, T 500/1100	R200
1998-90	F 700/800 w/Dual Fuel Tanks, w/Tilt Hood	R250	1965	C, CI 550/1100 To Ser. #600,001	R200
1997-90	L, LN, LNT, LT, LTS 800/900 w/Air Brakes	R710	1964-57	All	R200
1994-90	B-600/700 w/Air Brakes	R710	1956-54	All 6 Volt	R102
1990	CL, CLT 900 w/Daytime Running Lamps	R647	1956-54	All 12 Volt	R132
1990-85	L, LN, LNT, LTS 800	R647	1953-28	All	R102
1989-85	B, F 600/800	R647	INSTRUMENT CLUSTER REGULATOR		
1989-84	B, F 600/800 w/Tilt Hood	R250	1998-90	F 700/800	R306
1983-80	B, F 600/800 w/Dual Fuel Tanks	R250	1994-90	B-600/700, F-600	R306
1977-73	W, WT 900	R250	1990-78	B, F 600, 800, C, CI 600/900	R306
AIR CONDITIONING RELAY			1990-78	L, LN, LNT, LT, LTS-600/900 w/City Delivery Instrument Panel	R306
1980-75	All L, LN, LNT, LTS 800/900 w/Factory A.C.	R378	1977-75	C, CI-600/900	R300
HORN RELAY			1977-73	L, LN, LNT, LT, LTS-600/900 w/City Delivery Instrument Panel	R300
1990-77	C, CI 800 w/Cat. Diesel M.T. 650	R209	1977-73	B, F-600/880	R300
1990-74	L, LN, LNT, LT, LTS, LTS 600/900 w/Engine Warning System	R209	1974-72	C, CI-600/900	R305
1989-77	L, LN 800 8 Cyl. Gas A.T.	R209	1972-70	LN, LNT-500/900, L, LT, LTS 800/900 w/City Delivery Instrument Panel	R300
1989-74	C, CI 900 8 Cyl. Gas w/Engine Warning System	R209	1972-70	B, F 500/750	R300
1987-74	C 900 A.T. 540 I/M	R209	1969-67	F, T 800/1000, N, NT-500/1000	R302
1979-78	P 500	R209	1969-67	B, F-500/750	R300
1977-74	W, WT 900 w/Engine Warning System	R209	1966-65	C, CI, F, H, HT, N, NT, P, T 500/1100	R302
1968-66	W, WT 1000 Diesel	R200	1964	C, CI, H, HT 550/1100 Exc. Printed Circuit	R302
1967	F, T 500/1000	R200	1964	F, N, NT, T 500/1100	R302
1967	F 500/750	R209	1963-60	All	R302
1967-66	N, NT 500/1000	R200			
1967-65	C, CI 550/1100 From Ser. #600,001	R209			

SWITCHES

Year	Model or Engine	Part No.	Year	Model or Engine	Part No.
AIR PRESSURE SWITCH			BACK-UP LIGHT SWITCH — Cont'd		
1987-80	B, C, CI, F, FT, L, LN, LNT, LT, LTS, LTS 600/900 w/Tractor Pkg.	S355	1977-73	W, WT 900	S394
1979-55	All	S355	1972-70	C, CI 500/1000, LN, LNT 500/900, L, LT, LTS 800/900 M.T.	S394
AXLE SWITCH DRIVE SCREW			1972-69	W, WT 900/1000 Diesel	S394
	All	S986	1972-69	B, F 500/750	S394
BACK-UP LIGHT SWITCH			1969	C, CI, N, NT-500/1000 M.T.	S394
1998-95	B 800 M.T.	S9219	1969	F, T 800/1000	S394
1998-90	F 700/800 M.T. From 2/90	S9219	BLOWER MOTOR CONTROL SWITCH		
1997-93	CF 700, 800, CF1 800, LT 900 M.T.	S9219	1998-80	F, FT 600/900	BL8
1996-95	L 800/900, LN 700/900 M.T.	S9219	1991-87	CL, CLT 900 Left Side	BL8
1994-90	B-600/700, F 600 M.T.	S9219	1986-78	CL, CLT 900 Left Side	BL7
1990	All w/M.T. To 2/90	S394	CIRCUIT BREAKER		
1989-80	All M.T.	S394	Universal Type - To Replace Tubular Glass Fuses		
1979-78	P 600, CI, CIT 900	S394	1998-55	All Eng. All Models w/10 Amp	CB12
1979-73	B, F 600/800, C, CI, L, LN, LNT, LT, LTS 600/900 M.T.	S394	1998-55	All Eng. All Models w/15 Amp	CB11
			1998-55	All Eng. All Models w/20 Amp	CB8

FORD — Cont'd

SWITCHES/RELAYS/LIGHT SOCKETS & CONNECTORS — Cont'd

SWITCHES — Cont'd

Year	Model or Engine	Part No.	Year	Model or Engine	Part No.
CIRCUIT BREAKER — Cont'd			IGNITION SWITCH — w/o Lock Cyl. — Cont'd		
Universal Type - To Replace Tubular Glass Fuses — Cont'd			1997-91	L, LA, LL, LLS, LS, LN, LNT, LT, LTA, LTL, LTS-600/900	CS79
1998-55	All Eng. All Models w/25 Amp	CB10	1994-91	F-600	CS92
1998-55	All Eng. All Models w/30 Amp	CB7	1991	CL, CLT-900	CS79
1998-55	All Eng. All Models w/40 Amp	CB6	1990-80	B, F, FT-600/800	CS92
1998-55	All Eng. All Models w/50 Amp	CB14	1990-80	C, CT, L, LN, LNT, LT, LTL, LTS-600/900, CL, CLT-900	CS79
Universal Type - To Replace "Autofuse" Type			1979-78	P-600	CS52
1998-70	All Eng. All Models w/5 Amp	CB205	1979-78	CL, CLT-900	CS79
1998-70	All Eng. All Models w/6 Amp	CB206	1979-74	C, CT-600/900 From Ser. #U20,001	CS79
1998-70	All Eng. All Models w/8 Amp	CB208	1979-73	B, F-600/880, L, LN, LNT, LT, LTS-600/900	CS79
1998-70	All Eng. All Models w/10 Amp	CB210	1977-73	W, WT-900	CS52
1998-70	All Eng. All Models w/12 Amp	CB212	1977-73	B, F-500	CS79
1998-70	All Eng. All Models w/15 Amp	CB215	1974-73	C, CT-600/900 To Ser. #U20,001	CS52
1998-70	All Eng. All Models w/20 Amp	CB220	1972-70	L, LT, LTS-800/900, LN, LNT-500/900	CS79
1998-70	All Eng. All Models w/25 Amp	CB225	1972-70	B, F-500/750 From Ser. #G90,001	CS79
1998-70	All Eng. All Models w/30 Amp	CB230	1972-68	C, CT-500/1000 From Ser. #C42,001	CS52
DIMMER SWITCH			1972-68	W, WT-900 From Ser. #C42,001	CS52
1997-60	All	DS109	1970-68	B, F-500/750 To Ser. #C42,001	CS51
1959-57	All	DS119	1969-68	F, T-800/1000, N, NT-500/1000 From Ser. #C42,001	CS52
1956-41	All	DS101	1968-67	C, CT, N, NT-500/1000, F, T-800/1000, W, WT-900/1000 To Ser. #C42,001	CS13
DIRECTIONAL SIGNAL REPAIR KIT			1967	B, F-500/750	CS19
1981-73	C, CT-600/900 Gas Exc. Tractor Trailer	DR3	1966-60	All	CS13
1981-73	B-600/750, F-600/800 Exc. Tractor Trailer	DR3	IGNITION SWITCH — w/Lock Cyl.		
1972-70	C, CT-500/900 Gas Exc. Tractor Trailer	DR3	1967	B, F-500/750	CS375L
1972-70	C-600/700 Diesel	DR3	1959-52	All	CS374L
1972-70	F-500/750 Exc. Tractor Trailer	DR3	LOCK CYL. & KEYS		
1972-70	B-500/750	DR3	1998-96	A, AT, L, LT-85-95	CS21L
1969-67	B, C, F, N-600/700 Diesel Exc. Tractor Trailer	DR3	1990-80	C, CT, L, LN, LNT, LT, LTL, LTS-600/900, CL, CLT-900	CS21L
1969-67	B, F, N, NT, T-500/1000, C, CT-550/1000 Gas Exc. Tractor Trailer	DR3	1980	B, F-600/800	CS117L
1966-64	C, CT-550/1100, F, T-700/1100, H, HT-850/1100 Exc. Tractor Trailer	DR13	1979-78	P-600	CS11L
1966-64	B-500/750, F-500/600, N, NT-500/1100	DR13	1979-78	CL, CLT-900	CS21L
DOOR JAMB SWITCH			1979-74	C, CT-600/900 From Ser. #U20,001	CS21L
1983-73	L, LN, LNT, LT, LTL, LTS-600/900 To 2/83	S390	1979-73	B, F-600/880, LN, LNT, LT, LTS-600/900	CS21L
1972-70	LN, LNT-500/900, L, LT, LTS-800/900	S390	1977-73	W, WT-900	CS11L
EATON TWO-SPEED AXLE SHIFT SWITCH			1977-73	B, F-500	CS21L
	All	S480	1974-73	C, CT-600/900 To Ser. #U20,001	CS11L
HEADLIGHT SWITCH			1972-70	L, LT, LTS-800/900, LN, LNT-500/900	CS21L
1998-96	A-AT-85-95, L-LT-85-95	S2045	1972-67	B, F-500/750	CS21L
1998-91	B-600/700, F-600/800	S454	1972-68	C, CT-500/1000 From Ser. #C42,001	CS11L
1994-91	F-600	S454	1972-68	W, WT-900/1000 From Ser. #C42,001	CS11L
1990	C, CT-600/900	S411	1972-68	W, WT-900/1000 To Ser. #C42,001	CS21L
1990-87	B, F 600/800, C, CT 600/900	S454	1969-68	F, T-800/1000, N, NT-500/1000 From Ser. #C42,001	CS11L
1986-80	B, F-600/800, C, CT, L, LN, LNT, LT, LTS-600/900	S454	1968-67	C, CT, N, NT-500/1000, F, T-800/1000, W, WT-900/1000 Before Ser. #C42,001	CS11L
1979-78	P-600	S454	1966-60	All	CS11L
1979-73	B, F-600/880, C, CT, L, LN, LNT, LT, LTS-600/900	S454	1959-52	All	CS5L
1972-68	C, CT-700/1000 To Ser. #P60,001	S404	NEUTRAL SAFETY SWITCH		
1972-68	F-500/750 To Ser. #P60,001	S411	1998-95	B-800 M.T.	S9219
1972-68	C-500/600, B, F-500/750	S411	1998-90	F-700/800 M.T. From 2/90	S9219
1969-68	N-500/600	S411	1997-93	CF-700/800, CFT-800, LL-900 M.T.	S9219
1967	C, CT, N, NT-700/1000, F, T-800/1000	S404	1996-95	L-800/900, LN-700/900 M.T.	S9219
1967-65	B, C, F, N-500/600	S411	1994-90	B-600/700, F-600 M.T.	S9219
1966-65	B, C, CT, F, H, HT, N, NT, T-700/1100	S404	1990	All w/M.T. To 2/90	S394
1964	B, C, F, N-500/600	S144	1989-80	All M.T.	S394
1963-61	All	S144	1979-78	P-600, CL, CLT-900	S394
IGNITION SWITCH — w/o Lock Cyl.			1979-73	B, F-600/880, C, CT, L, LN, LNT, LT, LTS-600/900 M.T.	S394
1998-96	A, AT, AAA, L, LT, LLT-85-95	CS135	1977-73	W, WT-900	S394
1998-95	B-800	CS92			
1997-91	F-700/800, FT-900	CS92			

FORD — Cont'd

SWITCHES/RELAYS/LIGHT SOCKETS & CONNECTORS — Cont'd

SWITCHES — Cont'd

Year	Model or Engine	Part No.	Year	Model or Engine	Part No.
NEUTRAL SAFETY SWITCH — Cont'd			OIL PRESSURE SWITCH — w/Light — Cont'd		
1972-70	C, CT-500/1000, LN, LNT-500/900, L, LT, LTS-800/900 M.T.	S394	1990-88	8 Cyl. 636 (10.4L) Cat. 3208 Diesel Eng. L, LN, LNT, LTS-800 w/Engine Warning System..	S367
1972-69	B, F-500/750, W, WT-900/1000	S394	1990-88	8 Cyl. 855 (14.0L) Cummins NTC-350 Diesel Eng. LT-900	S667
1969	C, CT, N, NT-500/1000 M.T.	S394	1987-80	B-600/700, F, FT-600/800 w/Det. 990 Diesel	S367
1969	F, T-800/1000	S394	1987-80	LN, LNT-900 w/Det. 6V-92TA Diesel	S367
OIL PRESSURE SWITCH — w/Gauge			1987-80	B-600/700, F-600/800 w/8 Cyl. Gas Eng.	S367
1998-90	8 Cyl. Gas Eng. F-700/800	S334	1987-78	CL, CLT-900 w/Det. 6V-92, 8V-91, 8V-92 Diesel	S367
1997-90	8 Cyl. 636 (10.4L) Cat. 3208 Diesel Eng. CL, CLT, L, LLS, LN, LNT, LT, LTS-900	S334	1987-75	L, LN, LNT, LT, LTS-900 w/Cum. V-903, Det. Diesel w/Engine Warning System	S367
1997-90	8 Cyl. Cummins 855 (14.0L) Diesel Eng. LN-800, L, LA, LLS, LNT, LT, LTS-900	S334	1987-75	L, LN, LNT, LT, LTS-900 w/Cum. NH-230, NTC-290, 335, Super 250 Diesel	S367
1997-90	8 Cyl. 636 (10.4L) Cat. V-175, V-210 Diesel Eng. LN-700	S334	1987-75	L, LN, LNT, LTS-800 w/Cat. 3208 Diesel w/Engine Warning System	S367
1994-90	8 Cyl. Gas Eng. F-600	S334	1987-75	LT-900 w/Cum. NTC-350 Diesel	S667
1990	8 Cyl. 636 (10.4L) Cat. 3208 Diesel Eng. B-700, CL, CLT-900, F-700, L-800, LN-700/800, LNT, LT, LTS-800	S334	1981-78	CL, CLT-900 w/Cum. NTC, KT, KTA, Cat. 3406 Diesel To 1/81	S667
1990-80	8 Cyl. Gas Eng. B-600/700, F, FT-600/800	S334	1981-78	C, LN-700 w/Cat. 3208 To 1/81	S667
1989-80	8 Cyl. Gas Eng. C-600/800, CT-800, L-800, LN-600/800, LNT, LT, LTS-800	S334	1981-76	477 (7.8L), 534 (8.7L) Eng. C, CT, L, LN, LNT, LT, LTS-900 w/Engine Warning System	S667
1989-80	8 Cyl. 636 (10.4L) Cat. 3208 Diesel Eng. B-700, C-700/800, CT-800, F-700, L-800, LN-700/800, LNT, LT, LTS-800	S334	1981-74	L, LT, LTS-900 w/Cat. 3406 Diesel To 1/81	S667
1989-80	8 Cyl. 501 (8.2L) Detroit 990 Diesel Eng. B-600/700, F, FT-600/800	S334	1979-77	475 (7.8L) Eng. C, CT, F, L, LN, LNT, LT, LTS-800 w/Engine Warning System	S667
1983-81	8 Cyl. 555 (9.1L) Cummins VT-225 Diesel Eng. L, LN, LNT, LT, LTS-800	S334	1978-76	L, LNT-900 w/Cum. PT-270 Diesel	S667
1979-76	8 Cyl. 477 (7.8L), 534 (8.7L) Eng. C, CT, L, LN, LNT, LT, LTS-900	S334	1978-75	LNT, LT, LTS-900 w/Cum. PT-270 Diesel	S667
1979-76	6 Cyl. Gas Eng. P-600	S334	1978-74	L, LN, LNT, LT, LTS-800 w/Cum. V-555 Diesel	S367
1979-73	8 Cyl. Gas Eng. B-600/750, F, FT-600/800	S334	1977-76	W, WT-900 w/Cum. PT-270 w/Engine Warning System	S667
1979-73	6, 8 Cyl. Gas Eng. C, LN-600/800, CT, L, LNT, LT, LTS-800	S334	1977-75	W, WT-900 w/Cum. NTC-290, 335, 350, Super 250 Diesel w/Engine Warning System	S667
1979-69	B, F-600 w/6 Cyl. Gas Eng. From Ser. #D96,001	S334	1977-75	W, WT-900 w/Cum. V-903, Det. Diesel	S367
1977-73	475 (7.8L) Eng. F, LNT, LT-880	S334	1977-73	475 (7.8L) Eng. F, LNT, LT-880	S667
1975-73	401 (6.6L), 477 (7.8L), 534 (8.7L) Eng. C, CT, L, LN, LNT, LT, LTS-900	S334	1975-74	L, LN, LNT, LT, LTS-800 w/Cat. V-175, V-200, V-225 Diesel	S367
1972	475 (7.8L) Eng. LNT, LT-880	S334	1975-73	L, LN, LNT, LT, LTS-800 w/Cat. V-175, V-200, V-225 Diesel w/Thermostatic Fan Clutch	S667
1972-70	C, LN-500/800, CT, L, LNT, LT, LTS-800 Exc. Diesel	S334	1975-70	401 (6.6L), 477 (7.8L), 534 (8.7L) Eng. C, CT, L, LN, LNT, LT, LTS-900 w/Engine Warning System	S667
1972-70	401 (6.6L), 477 (7.8L), 534 (8.7L) Eng. C-850/1000, CT-850/950, L, LN, LNT, LT, LTS-900	S334	1974-73	LNT, LT, LTS, W, WT-900 w/Cum. NTC-270, 350 Diesel	S667
1972-70	B, F-500/750 Exc. Diesel	S334	1974-70	L, LN, LNT, LT, W, WT-900 w/Det. 6-71N, 8V-71N, Cum. NHC-250, V-903 Diesel w/Engine Warning System	S367
1969	B, F-500/750, C-550, N-500 8 Cyl. From Ser. #D96,001 Exc. Diesel	S334	1974-70	L, LNT, LT, LTS-800, LN-600/800, W, WT-900/1000 w/8 Cyl. Cat., 6 Cyl. Cum. NH Diesel w/Engine Warning System	S667
1969-67	300 (4.9L) Eng. C-550/600	S334	1973	L, LT, LTS-800 Cum V-555 Diesel w/Engine Warning System	S367
1969-67	240 (3.9L), 300 (4.9L) Eng. N-500/600	S334	1972	475 (7.8L) Eng. LNT, LT-880 w/Engine Warning System	S667
1969-67	C-550, N-500 8 Cyl. To Ser. #D96,001 Exc. Diesel	S334	1972-70	L, LN, LNT, LT, LTS-800 w/Det. 6V-53 Diesel w/Engine Warning System	S367
1969-67	F-800/1000, T-800/950, C, N-600/1000, CT-750/950, NT-850/950 Exc. Diesel	S334	1970	C-800 w/Cumm. C-180 Diesel w/Engine Warning System	S667
1969-67	B, F-500/750 To Ser. #D96,001 Exc. Diesel	S334	1969-68	361 (5.9L), 391 (6.4L) Eng. T-800 w/Engine Warning System	S367
1966-62	All Exc. Diesel	S334	1969-68	N-850 w/318 Diesel w/Engine Warning System	S367
1955-46	All	S924	1969-68	C, F, T-800 w/464 Diesel	S667
OIL PRESSURE SWITCH — w/Light			1969-67	C, F, N-850/1000, CT, NT, T-800/950, W, WT-1000 w/Engine Warning System	S667
1998-88	8 Cyl. Gas Eng. B-600/700, F-600/800	S367	1967	F-800/1000, T, NT-850/950, C-800, N-1000 Diesel To Ser. #A28,001	S667
1997-90	8 Cyl. 636 (10.4L) Cat. Diesel Eng. L, LL, LLS, LS, LN, LNT, LTS-900	S367			
1994-90	8 Cyl. Gas Eng. F-600	S367			
1991-90	8 Cyl. 636 (10.4L) Cat. Diesel Eng. CL, CLT-900	S667			

FORD — Cont'd

SWITCHES/RELAYS/LIGHT SOCKETS & CONNECTORS — Cont'd

SWITCHES — Cont'd

Year	Model or Engine	Part No.	Year	Model or Engine	Part No.
OIL PRESSURE SWITCH — w/Light — Cont'd			TEMPERATURE SENDER UNIT — w/Gauge — Cont'd		
1967-66	W, WT-1000 Diesel To Ser. #A28,001	S343	1987-83	8 Cyl. 501 (8.2L) Detroit Diesel Eng. B, F, FT-600/800	WT127
1966-65	F, N-950/1100, T, NT-850/950, H-1000, HT-950 Diesel	S667	1987-81	8 Cyl. 501 (8.2L) Detroit Diesel Eng. LN-600/700	WT127
1966-64	401 (6.6L), 477 (7.8L), 534 (8.7L) Eng. C, F, N-850/1100, CT, HT, NT, T-850/950, H-950/1000 w/Engine Warning System	S667	1982-73	B, F-600/800 Diesel	WT127
1964	N-1000, NT-850/950 Diesel	S667	1981	L, LN, LNT, LT, LTS-700/800 Diesel From 9/1/80	WT386
1964	H-950/1000, HT-850/950 w/Engine Warning System	S667	1981-79	475 (7.8L), 477 (7.8L), 534 (8.7L) Eng. C, CT, L, LN, LNT, LT, LTS-800/900	WT127
1964	F-600, N-500/600 Exc. Tractor-Trailer Pkg	S343	1981-73	C, CT, LN, LNT-600/900 Diesel To 9/1/80	WT127
1963-57	All	S343	1979	475 (7.8L) Eng. F-800	WT127
STARTER PUSH BUTTON SWITCH			1979	370 (6.1L), 429 (7.0L) Eng. L, LN, LNT, LT, LTS-600/800	WT324
1955-52	All 6 Volt	PB7	1979-78	P-600 6 Cyl. Gas	WT324
1951-48	All	PB2	1978-73	B, C, F, LN-600 6 Cyl. Gas	WT324
STOPLIGHT SWITCH			1978-73	B, F-600/880, C, CT, LN, LNT-600/900 8 Cyl. Gas	WT127
1996-91	B, F-600/700 w/Hydraulic Brakes To 1/96	S237	1978-73	L, LT, LTS-800/900 Gas	WT127
1996-91	L, LN, LNT, LT, LTL, LTS-600/900 w/Hydraulic Brakes To 1/96	S237	1972-70	B, F-600/700, LN, LNT-500/900, C, CT-600/1000 Diesel	WT127
1996-75	All Models w/Air Brakes, Exc. Tractor Trailers ..	S6061	1972-70	B, F-500/750, C, CT-500/1000, LN, LNT-500/900 8 Cyl. Gas	WT127
1990-74	C, CT-600/900 w/Single Hydraulic Brakes	S237	1972-70	B, C, F, LN-500/600 6 Cyl. Gas	WT324
1990-73	B, F-600/700, L, LN, LNT, LT, LTL, LTS-600/900 w/Hydraulic Brakes	S237	1969-68	F, T-800 w/573, 636 Cat. Diesel	WT127
1987-68	C, CT-600/900 w/Dual Hydraulic Brakes	S6104	1969-68	B, F-600/700, C-600/800 w/522, 573, 636 Cat. Diesel From Ser. #D40,001	WT127
1979-78	P-600 w/Dual Hydraulic Brakes	S6104	1969-67	B, C, CT, F, N, NT, T-500/1000 8 Cyl. Gas	WT127
1979-78	P-600	S194	1969-67	B, C, CT, F, N, NT, T-600/1000 6 Cyl. Diesel ..	WT127
1973	C, CT-600/900 w/Single Hydraulic Brakes	S194	1969-67	All 6 Cyl. Gas	WT324
1972-70	C, CT-500/1000 w/Single Hydraulic Brakes	S194	1968	B, F-600/700, C-600/800 w/522, 573, 636 Cat. Diesel To Ser. #D40,001	WT324
1972-67	P-500	S194	1966	All Gas Eng. From Ser. #751,001	WT324
1969-67	C, N-550/950, F, T-800/950, NT-850 Exc. Air Brakes	S194	1966-65	All Gas Eng. To Ser. #751,001	WT127
1966-56	All Exc. Air Brakes	S194	1966-65	F, H, HT, N, NT, T-850/1100 w/588, 743, 855 Diesel w/1/8"-27 Pipethread To Ser. #751,001	WT127
1955-46	All	S194	1966-65	C, N-600/900 w/300 Diesel	WT127
TEMPERATURE SENDER UNIT — w/Gauge			1966-65	C, N-600/700 w/330 Diesel	WT125
1994-90	8 Cyl. Gas Eng. B, F-600/800	WT386	1966-65	F, H, HT, N, NT, T-850/1100 w/588, 743, 855 Diesel w/1/4"-18 Pipethread	WT125
1990	8 Cyl. Diesel Eng. C, CT-800	WT386	1964-56	All w/1/8"-27 Pipethread	WT127
1990-87	6 Cyl. 476 (7.8L) FTO Diesel Eng. B, F-700/800	WT324	1963-57	All w/1/4"-18 Pipethread	WT125
1990-82	8 Cyl. Diesel Eng. C, CT, L, LN, LNT, LT, LTS-700/800	WT324	TERMINAL BLOCK SWITCH		
1989-83	8 Cyl. 636 (10.4L) Cat. Diesel Eng. B, F, FT-700/800	WT324	All		S481
1989-82	8 Cyl. 370 (6.1L), 429 (7.0L) Eng. C-600/800 ..	WT386			
1989-81	8 Cyl. Diesel Eng. C, CT-700/800 From 9/1/80	WT386			
1989-80	8 Cyl. 370 (6.1L), 429 (7.0L) Eng. B, F, L, LN, LNT, LT, LTS-600/800	WT386			

FREIGHTLINER

CHARGING SYSTEM PARTS

PARTS FOR ALTERNATORS

Year	Model or Engine	Volts	Amps.	Alternator No.	Voltage Regulator	Brush Set	Brush & Holder Assembly	Positive Diode (3 Used)	Negative Diode (3 Used)	Diode Trio	Alternator Con-denser
1993-89	All	12	100	1117886, 1117892, 19010105	R716	X613	N/A	N/A	N/A	SC563	N/A
1993-83	All	12	105	1117801	R716	N/R	N/R	SC117 Assembly		SC228	N/A
1992-89	All	12	100	1117905	R1003	X613	N/A	SC231 Assembly		SC563	N/A
1992-89	All	12	115	1117941	R716	X613	N/A	N/A	N/A	SC563	N/A
1992-89	All	12	130	1117943	R716	X613	N/A	SC237 Assembly		SC563	N/A
1992-89	All	12	130	19010147	R1003	X613	N/A	N/A	N/A	SC563	N/A
1992-89	All	12	145	1117964	R716	X613	N/A	SC237 Assembly		SC563	N/A
1992-86	All	12	85	19010003	R716	N/R	N/R	SC2P	SC2N	N/A	N/R
1992-86	All	12	85	1117264	R323	N/R	N/R	SC2P	SC2N	N/R	N/R
1989-73	All	12	90	1117481, 732	R716	N/R	N/R	N/A	N/A	SC228	N/A
1988-86	All	12	75	1117261	R323	N/R	N/R	SC2P	SC2N	N/R	N/R
1988-86	All	12	75	19010007	N/A	N/R	N/R	SC2P	SC2N	N/A	N/R
1986-75	All	12	75	1117241	R323	N/R	N/R	SC2P	SC2N	N/R	N/A
1985-72	All	12	75	19010003	R716	N/R	N/R	SC2P	SC2N	N/A	N/R
1978-73	All	12	90	1117482, 735	R716	N/R	N/R	N/A	N/A	SC228	N/A
1976-72	All	12	75	1117225	R323	N/A	N/A	SC2P	SC2N	N/R	N/A
1976-72	All	12	75	1117232	N/A	N/R	N/R	SC2P	SC2N	N/R	N/A
1974-72	All	12	62	1117778, 781	R293	X355	N/A	N/A	N/A	N/R	N/A
1974-72	All	12	62	1117738	R716	N/R	N/R	N/A	N/A	SC228	N/A
1972	All	12	80	1117057, 058	R293	N/A	N/A	N/A	N/A	N/A	N/A
1967-63	All	12	62, 63	1117756, 763	R293	X355	N/A	N/A	N/A	N/R	N/A
1967-63	All	12	85	1117090, 094	R293	N/A	N/A	N/A	N/A	N/A	N/A
1967-63	All	12	62	1117738	R716	N/R	N/R	N/A	N/A	SC228	N/A
1962-61	All	12	60	1117078	R293	N/A	N/A	N/A	N/A	N/A	N/A
1962-61	All	12	105	1117115, 117	R293	N/A	N/A	N/A	N/A	N/A	N/A

PARTS FOR GENERATORS

Year	Model or Engine	Volts	Amps.	Generator No.	Voltage Regulator	Voltage Regulator Fuse	Brush Set	Brush Spring (2 Used)	Bushing
1967	All	12	50	1106822	R187	N/A	X263	N/A	N/A
1967-61	6V-71, 8V-71, 6171E Eng.	12	50	1106824, 825	R187	N/A	X263	N/A	N/A
1967-61	Cummins NHS, NHRS Eng.	12	50	1106932, 940	R187	N/A	X263	N/A	N/A
1966-61	All Exc. V-350 Eng.	12	50	1106937	R187	N/A	X263	N/A	N/A

FREIGHTLINER — Cont'd

CHARGING SYSTEM PARTS — Cont'd

PARTS FOR GENERATORS — Cont'd

Year	Model or Engine	Volts	Amps.	Generator No.	Voltage Regulator	Voltage Regulator Fuse	Brush Set	Brush Spring (2 Used)	Bushing
1966-61	V8-350 Eng.	12	50	1106822	R187	N/A	X263	N/A	N/A
1960-55	HB600 Eng.	12	50	1106805, 822, 909, 937	R187	N/A	X263	N/A	N/A

STARTING SYSTEM PARTS

Year	Model or Engine	Volts	Starter No.	Solenoid Switch	Solenoid Repair Kit	Brush Set ⁷	Brush Spring ⁷	D.E. Bushing	C.E. Bushing	C.E. Washer	Starter Lever
1993	All Eng. All Models.....	12	1990352	S5019	SR29	X395	N/A	SB165 ⁴¹	SB148	SC602 ⁹⁸	N/A
1993	All Eng. All Models.....	12	10478910	S725	*	X400	N/A	SB165 ⁴¹	N/A	SC602 ⁹⁸	SC182
1993	Cummins L10 Eng.	12	10478964	S5019	SR29	X395	N/A	SB148 ³¹	SB148	N/A	N/A
1993-92	Cummins 6B (5.9L) Eng.	12	1113276	S5125	N/R	X615	SC903	SB206	N/A	N/A	SC952
1993-89	Cummins 6C 8.3 Eng.....	12	1993928	S5131	N/R	X397	N/A	SB148 ³¹	SB148	SC941	N/A
1993-86	All Eng. All Models.....	12	1990484	S5019	SR29	X395	N/A	SB165 ⁴¹	SB148	SC602 ⁹⁸	N/A
1993-86	Cat. 3176 Eng.	12	1990489	S5019	SR29	X395	N/A	SB165 ⁴¹	SB148	SC602 ⁹⁸	N/A
1993-86	Cat. 3306 Eng.	12	1990397	S5019	SR29	X395	N/A	SB165 ⁴¹	SB148	SC602 ⁹⁸	N/A
1993-86	Cummins 6C 8.3 Eng.....	12	1990394, 406	S5019	SR29	X395	N/A	SB165 ⁴¹	SB148	SC602 ⁹⁸	N/A
1993-86	Cat. 3306 Eng.	12	1990372	S5019	SR29	X395	N/A	SB165 ⁴¹	SB148	SC602 ⁹⁸	N/A
1993-86	Cat. 3406, Cummins 855, 6V-92 Eng.....	12	1990490	S5019	SR29	X395	N/A	SB165 ⁴¹	SB148	SC602 ⁹⁸	N/A
1993-82	All Eng. All Models.....	12	10478877	S725	*	X375	N/A	SB165 ⁹⁵	N/A	SC602	SC182
1993-72	All Eng. All Models.....	12	1990483	S5019	SR29	X395	N/A	SB165 ⁴¹	SB148	SC602 ⁹⁸	N/A
1992-89	Cummins 6C 8.3 Eng.....	12	1993997	N/A	N/R	X397	N/A	SB148 ³¹	SB148	SC941	N/A
1992-86	Cat. 3306 Eng.	12	1990299	S725	*	X377	N/A	SB165 ⁹⁵	N/A	SC602	SC182
1992-86	Cummins L10 Eng.	12	1990354, 391	S5019	SR29	X395	N/A	SB165 ⁴¹	SB148	SC602 ⁹⁸	N/A
1992-86	Cat. 3406, Cummins 855, 6V-92 Eng.....	24	1990491	S5021	SR30	X396	N/A	SB165 ⁴¹	SB148	SC602 ⁹⁸	N/A
1992-86	Cat. 3408, Det. 8V-92 Eng.....	12	1990261	S725	*	X375	N/A	SB165 ⁹⁵	N/A	SC602	SC182

⁷ Starters require various numbers of Brushes and Springs. Order as needed.

⁸ SR13 for Solenoids w/Oval Face Plate; SR26 for Solenoids w/Square Face Plate.

³¹ Use SB163 for Lever Housing Bushing.

⁴¹ Also use SB162 for Lever Housing Bushing.

⁹⁵ Also use SB132 for Lever Housing Bushing.

⁹⁸ Use SC941 for Thrust Washer.

FREIGHTLINER — Cont'd

STARTING SYSTEM PARTS — Cont'd

Year	Model or Engine	Volts	Starter No.	Solenoid Switch	Solenoid Repair Kit	Brush Set ⁷	Brush Spring ⁷	D.E. Bushing	C.E. Bushing	C.E. Washer	Starter Lever
1992-86	Cat. 3408, Cummins K, Det. 8V-92 Eng.....	24	1990231	S726	⁹	X400	N/A	SB165 ⁹⁵	N/A	SC602	SC182
1992-83	Cummins 855, 6V-92 Eng.....	24	1990344	S5021	SR30	X396	N/A	SB165 ⁹⁵	SB148	SC602 ⁹⁸	N/A
1992-79	All Eng. All Models.....	12	1990379	S5019	SR29	X395	N/A	SB165 ⁴¹	SB148	SC602 ⁹⁸	N/A
1992-72	All Eng. All Models.....	24	1990456	S5021	SR30	X396	N/A	SB165 ⁴¹	SB148	SC602 ⁹⁸	N/A
1992-72	All Eng. All Models.....	24	10478911	S726	⁹	X400	N/A	SB165 ⁹⁵	N/A	SC602	SC182
1992-72	All Eng. All Models.....	12	10478998	S5084	N/R	X396	N/A	SB165 ⁴¹	SB148	SC602 ⁹⁸	N/A
1991-82	Cat. 3306 Eng.	24	1990269	S726	⁹	X400	N/A	SB165 ⁹⁵	SB141	SC602	SC182
1985-83	Cat. 3406 Eng.	12	1990363	S5019	SR29	X395	N/A	SB165 ⁴¹	SB148	SC602 ⁹⁸	N/A
1985-83	Cat. 3406 Eng.	24	1990361	S5021	SR30	X396	N/A	SB165 ⁴¹	SB148	SC602 ⁹⁸	N/A
1985-83	Cat. 3408 Eng.	24	1109841	S726	⁹	X401	SC902	SB165 ⁹⁵	N/A	SC602	SC182
1985-83	Cummins 855, 6V-92 Eng.....	12	1990352	S5019	SR29	X395	N/A	SB165 ⁴¹	SB148	SC602 ⁹⁸	N/A
1985-83	Cummins K Series.	24	1990248	S726	⁹	X400	N/A	SB165 ⁹⁵	N/A	SC602	SC182
1985-82	DDAD, 8V-92 Std..	12	1109545	S725	⁸	X372	SC902	SB165 ⁹⁵	SB141	SC602	SC182
1985-82	DDAD, 8V-92 Opt.	24	1990269	S726	⁹	X400	N/A	SB165 ⁹⁵	SB141	SC602	SC182
1984-83	Cummins K Series.	12	1990209	S725	⁸	X377	N/A	SB165 ⁹⁵	SB141	SC602	SC182
1984-82	Cat. 3406 Eng.	12	1114883	S725	⁸	X377	N/A	SB165 ⁹⁵	SB141	SC602	SC182
1984-82	Cat. 3408, Cummins K Series.....	24	1990270	S726	⁹	X400	N/A	SB165 ⁹⁵	SB141	SC602	SC182
1984-82	Cummings-Big Cam III Opt.....	12	1114938	S725	⁸	X377	N/A	SB165 ⁹⁵	SB141	SC602 ⁹⁸	SC182
1984-82	DDAD 6V-92.....	12	1114896	S725	⁸	X377	N/A	SB165 ⁹⁵	SB141	SC602 ⁹⁸	SC182
1984-79	Cummings-Exc. V903.....	12	1114812	S725	⁸	X377	N/A	SB165 ⁹⁵	N/A	SC602	SC182
1984-79	Cummings-Exc. V903.....	24	1114879	S726	⁹	N/A	N/A	SB165 ⁹⁵	N/A	SC602	SC182
1984-79	DDAD 6V-92, 8V-92.....	12	1114896	S725	⁸	X377	N/A	SB165 ⁹⁵	N/A	SC602 ⁹⁸	SC182
1981-79	Cat. 1693 Eng.	24	1109840	S726	⁹	X401	SC902	SB165 ⁹⁵	N/A	SC602	SC182
1981-79	Cat. 3406 Eng.	12	1114883	S725	⁸	X377	N/A	SB165 ⁹⁵	N/A	SC602	SC182
1981-79	Cat. 3408 Eng.	24	1109841	S726	⁹	X401	SC902	SB165 ⁹⁵	N/A	SC602	SC182
1980-76	Cummings K6	24	1109978	S726	⁹	X401	SC902	SB165	N/A	SC602	SC182
1980-72	1674, NH, V903, 8V-71, 3208, 3306, 3406.....	12	1114128, 129, 158, 164, 167	S725	⁸	X347	SC902	SB131	SB141	N/A	N/A

⁷ Starters require various numbers of Brushes and Springs. Order as needed.
⁸ SR13 for Solenoids w/Oval Face Plate; SR26 for Solenoids w/Square Face Plate.
⁹ SR14 for Solenoids w/Oval Face Plate; SR27 for Solenoids w/Square Face Plate.

⁴¹ Also use SB162 for Lever Housing Bushing.
⁹⁵ Also use SB132 for Lever Housing Bushing.
⁹⁸ Use SC941 for Thrust Washer.

FREIGHTLINER

FREIGHTLINER — Cont'd

STARTING SYSTEM PARTS — Cont'd

Year	Model or Engine	Volts	Starter No.	Solenoid Switch	Solenoid Repair Kit	Brush Set ⁷	Brush Spring ⁷	D.E. Bushing	C.E. Bushing	C.E. Washer	Starter Lever
1980-72	21,000 Allis-Chalmers, 3306, 3406.....	24	1113892, 952, 969	S726	⁹	X306	SC902	SB131	SB141	N/A	N/A
1980-72	1693, 12V-71.....	24	1109979, 989, 631	S726	⁹	X401	SC902	SB165	N/A	N/A	SC182
1980-72	Cummins & Detroit Eng.	24	1113965	S726	⁹	X306	SC902	SB131	SB141	N/A	SC182
1967	6171E	12	1114070	S725	⁸	X347	SC902	SB131	SB141	N/A	SC182
1967	6V-71, 8V-71	12	1114082, 083	S725	⁸	X306	SC902	SB131	SB141	N/A	N/A
1967	Half Cab V8-185 ..	12	1113664	S725	⁸	N/A	SC206	N/A	SB138	N/A	SC182
1967	Half Cab 6V-53, 6V-71	12	1114077, 85	S725	⁸	X306	SC902	SB131	SB141	N/A	SC182
1967	Optional w/6V-71, 6171E	12	1114086	S725	⁸	X347	SC902	SB131	SB141	N/A	SC182
1967	Optional w/8V-71 ..	24	1113938	S726	⁹	X306	SC902	SB131	SB141	N/A	SC182
1966-67	Half Cabs C-180, NHE-195.....	12	1114115	S725	⁸	X347	SC902	SB131	SB141	N/A	N/A
1967-66	6V-53 Diesel.....	12	1114086	S725	⁸	X347	SC902	SB131	SB141	N/A	SC182
1967-66	Optional V8-265, V8-350, NH, NHE, NHRS, NHS, NT, NTO, NRT, NRTO.....	12	1114086	S725	⁸	X347	SC902	SB131	SB141	N/A	SC182
1967-66	Cummings NH-180, 195, 220, 250, NHE-180, 195, 220, NF6B, NT280, 380, NTO-6B, 280, NRT-6B, NTR0-6B, V8-265.....	24	1113887	S726	⁹	X306	SC902	SB131	SB141	N/A	N/A
1967-66	V8-350.....	24	1113876	S726	⁹	X306	SC902	SB131	SB141	N/A	N/A
1967-66	Cummings NHRS, NHS	24	1113824	S726	⁹	X306	SC902	SB131	SB141	N/A	N/A
1967-66	Optional C-180	24	1113887	S726	⁹	X306	SC902	SB131	SB141	N/A	N/A
1966-65	8V-71	24	1114070	S725	⁸	X347	SC902	SB131	SB141	N/A	SC182
1966-64	6V-71, 6171E.....	12	1114082, 083	S725	⁸	X306	SC902	SB131	SB141	N/A	N/A
1966-64	6V-71, 6171E.....	12	1114086	S725	⁸	X347	SC902	SB131	SB141	N/A	SC182
1966-64	8V-71	12	1114058	S725	⁸	X347	SC902	SB131	SB141	N/A	N/A
1966-64	Optional w/8V-71 ..	24	1113938	S726	⁹	X306	SC902	SB131	SB141	N/A	N/A
1966-61	Optional w/Cummings	12	1114086	S725	⁸	X347	SC902	SB131	SB141	N/A	SC182

⁷ Starters require various numbers of Brushes and Springs. Order as needed.

⁸ SR13 for Solenoids w/Oval Face Plate; SR26 for Solenoids w/Square Face Plate.

⁹ SR14 for Solenoids w/Oval Face Plate; SR27 for Solenoids w/Square Face Plate.

FREIGHTLINER — Cont'd

STARTING SYSTEM PARTS — Cont'd

Year	Model or Engine	Volts	Starter No.	Solenoid Switch	Solenoid Repair Kit	Brush Set ⁷	Brush Spring ⁷	D.E. Bushing	C.E. Bushing	C.E. Washer	Starter Lever
1966-61	Cummings NHRS, NHS	24	1113823	N/A	N/R	X346	SC902	N/A	SB141	N/A	N/A
1965-61	Cummings NH-180, 195, 220, 250, NHE-180, 195, 220, NT6B, 280, 380, NTO-6B, 280, NRTO-6B, V8-265, V8-350...	24	1113710, 745	S116	N/R	X346	SC902	N/A	SB141	N/A	N/A
1965-61	6V-71, 6171E, 6V-53	12	1114083, 085	S725	*	X306	SC902	SB131	SB141	N/A	N/A
1965-61	8V-71	12	1114058	S725	*	X347	SC902	SB131	SB141	N/A	N/A
1960-54	HB600	24	1108863, 1113708	S116	N/R	X346	SC902	N/A	SB141	N/A	N/A

STARTER DRIVES

Year	Model or Engine	Part No.	Year	Model or Engine	Part No.
1993-72	All Eng. All Models w/Str. 1109545, 1109631, 1109840, 1109841, 1109978, 1109979, 1113892, 1113965, 1114128, 1114164, 1114812, 1114879, 1114896, 1114938, 1990207, 1990231, 1990248, 1990261, 1990269, 1990270, 1990344, 1990352, 1990354, 1990361, 1990363, 1990391, 1990456, 1990483, 1990484, 1990489, 1990490, 1990491, 10478877, 10478910, 10478911, 10478964, 10478998.....	SD486	1993-72	All Eng. All Models w/Str. 1113952, 1113969, 1114129, 1114158, 1114167, 1114883, 1990299, 1990372, 1990394, 1990397, 1990406.....	SD489
			1978-72	All Eng. 1624, 3208, 3306 w/Caterpillar Eng....	SD568
			1967-61	All Eng. All Models w/Str. 1113824, 1113876, 1113887, 1113938, 1114058, 1114070, 1114083, 1114085, 1114086, 1114115.....	SD486

SWITCHES/RELAYS/LIGHT SOCKETS & CONNECTORS

CONNECTORS & LIGHT SOCKETS

Year	Model or Engine	Part No.	Year	Model or Engine	Part No.
DIMMER SWITCH CONNECTOR			HEADLIGHT SOCKET — Cont'd		
1982-72	All	PT63	1985-70	All 3 Prong w/Fiber Optic Illum.....	PT121
1967-63	All	PT63	1985-54	All 2 Prong w/o Fiber Optic Illum.	PT31
HEADLIGHT SOCKET			1985-54	All 3 Prong w/o Fiber Optic Illum.	PT20
1985-70	All 2 Prong w/Fiber Optic Illum.....	PT122			

RELAYS

Year	Model or Engine	Part No.
HORN RELAY		
1980-72	All	R132
1967-54	All	R132
TRAILER MARKER LIGHT RELAY		
1987-85	All	R3026

⁷ Starters require various numbers of Brushes and Springs. Order as needed.

⁸ SR13 for Solenoids w/Oval Face Plate; SR26 for Solenoids w/Square Face Plate.

FREIGHTLINER — Cont'd

SWITCHES/RELAYS/LIGHT SOCKETS & CONNECTORS — Cont'd

SWITCHES

Year	Model or Engine	Part No.	Year	Model or Engine	Part No.
CIRCUIT BREAKER			CIRCUIT BREAKER — Cont'd		
Universal Type — To Replace Tubular Glass Fuses			Universal Type — To Replace "Autofuse" Type — Cont'd		
1994-55	All Eng. All Models w/10 Amp.	CB12	1994-70	All Eng. All Models w/20 Amp.	CB220
1994-55	All Eng. All Models w/15 Amp.	CB11	1994-70	All Eng. All Models w/25 Amp.	CB225
1994-55	All Eng. All Models w/20 Amp.	CB8	1994-70	All Eng. All Models w/30 Amp.	CB230
1994-55	All Eng. All Models w/25 Amp.	CB10	DIMMER SWITCH		
1994-55	All Eng. All Models w/30 Amp.	CB7	1982-72	All	DS111
1994-55	All Eng. All Models w/40 Amp.	CB6	1967-63	All	DS111
1994-55	All Eng. All Models w/50 Amp.	CB14	MANUAL STARTER SWITCH		
Universal Type — To Replace "Autofuse" Type			1975-72	All	PB10
1994-70	All Eng. All Models w/5 Amp.	CB205	MECHANICAL STARTER SWITCH		
1994-70	All Eng. All Models w/6 Amp.	CB206	1972	All	S43
1994-70	All Eng. All Models w/8 Amp.	CB208	1967-63	All	S43
1994-70	All Eng. All Models w/10 Amp.	CB210	NEUTRAL SAFETY SWITCH		
1994-70	All Eng. All Models w/12 Amp.	CB212	1973-71	All	S395
1994-70	All Eng. All Models w/15 Amp.	CB215			

FWD

PARTS FOR CONTACT CONTROLLED DISTRIBUTORS

Year	Model or Engine	Distributor No.	Contact Assembly ¹	Con-denser	Cap	Rotor	Ignition Coil ^{2,6}
6 CYLINDER							
1971-70	308, 450, 501 Engs. (IHC).....	All	A40H	G102A	C16 ²⁶	D10	N/A
1969-60	450, 501 Eng. (IHC)	1111868	A40H	G102A	C16 ²⁶	D10	E40
1969-60	450, 501 Eng. (IHC)	1112429, 774	A40H	G102A	C151	D132	●E30 ²⁴
1969-60	450, 501 Eng. (IHC)	1112430	A40H	G102A	N/A	D132	●E30 ²⁴
1959-58	HA, Wauk. 195 GKA Eng.	1111731	A40H	G102A	C16 ⁸⁵	D10	E1
1958-57	RD-372, 406, 450, 510 Eng.	1112412	A40H	G102A	C16 ²⁶	D10	E40
1958-57	BD-220, 240, 282, 308 Eng.	1112416, 417, 1112704	A40H	G102A	C151	D132	E40
1958-57	145GK Eng.	1111840, 1112412	A40H	G102A	C16A	N/A	E40
1956-48	LD Herc. & HA Wauk, JX, QX Eng.	IGC, IAD	A81	G136	C123	D103	E1
1951-50	LD Line, QX Eng.	IGW	A70	G127	C247	D91B	E1
1951-48	M6X6, M7, 10, YU, ZU, HRC, 140 & 145GK Eng.	1111775	A40H	G102A	N/A	N/A	E1
1951-48	HA, 6BZ Eng.	IGC	A81	G124	C123	D103	E1
1951-48	HR Only, MZA, Mag. Replacement	1111410	A40H	G102A	N/A	N/A	E1
1951-48	HG, HR, MZA, Std. Eng.	1111773	A40H	G102A	C16A	N/A	E1
8 CYLINDER							
1971-70	477 Eng. (Ford)	All	A101	●G125	●C183 ⁵³	●D198	E40

● A Borg-Warner Brand "P" Version Also Available See Inside Back Cover.

¹ For Optional Contact Assemblies, refer to Conversion Chart following Distributor Parts Table.

² When Coil Bracket is required, refer to Illustrated Buyers Guide — ICB Prefix.

⁶ For Optional Epoxy Coils, refer to Conversion Chart following Distributor Parts Table.

²⁴ E500HP Performance Coil also available.

²⁶ C16A Heavy Duty Cap also available.

⁵³ C154 Performance Cap also available.

⁸⁵ Also use C80 Dust Cap and C16A Heavy Duty Cap.

FWD — Cont'd

PARTS FOR CONTACT CONTROLLED DISTRIBUTORS — Cont'd

CONTACT ASSEMBLY CONVERSION TABLE

Heavy Duty Assembly	Heavy Duty Pierced Assembly	Standard Assembly
A101	●A101V	N/A
A40H	A40V	A40

EPOXY COIL CONVERSION TABLE

Oil Filled	Epoxy
E1	E80
●E30	E82
E40	E81

CHARGING SYSTEM PARTS

PARTS FOR GENERATORS

Year	Model or Engine	Volts	Amps.	Generator No.	Voltage Regulator	Voltage Regulator Fuse	Brush Set	Brush Spring (2 Used)	Bushing
1959-58	195-GKA.....	6	45	1102788	R128	RF45	X270	SC202	N/A
1958-57	RD-372, 406, 450, 510, BD-220, 240, 282, 308.....	12	30	1102044	R153	RF35	X270	SC202	N/A
1958-57	RD-372, 406, 450, 501, BD-282, 308.....	12	50	1106822	R187	N/A	X263	N/A	N/A
1958-57	145GK.....	12	30	1102013	R153	RF35	X270	SC202	N/A
1956-55	All.....	6	GGU	N/A	RF45	X260	N/A	GB202
1956-50	QX.....	6	35	GDZ	R121 ⁸²	RF35	X260	N/A	GB200
1951-50	140GK.....	6	50	1106763	N/A	N/A	X263	N/A	N/A
1951-50	145GK.....	12	40	1106828	R236	RF45	X263	N/A	N/A
1951-48	MZA.....	6	32	1105885	R129	RF35	X228	SC202	N/A
1951-48	MZA Optional.....	6	35	1106577	R128	RF45	N/A	N/A	N/A
1951-48	145GK, 140, 145GZ.....	12	50	1106809, 826	R187	N/A	X263	N/A	N/A

STARTING SYSTEM PARTS

Year	Model or Engine	Volts	Starter No.	Solenoid Switch	Solenoid Repair Kit	Brush Set ⁷	Brush Spring ⁷	D.E. Bushing	C.E. Bushing	C.E. Washer	Starter Lever
1959-58	195-GKA.....	6	1113014	S5	N/R	X291	N/A	SB137 ⁷³	SB138	N/A	N/A
1956-48	JX, QX, 6SRKR, 6BZ.....	6	MAB	S5	N/R	X327	SC208	SB136	SB59	N/A	N/A
1951-48	MZA.....	6	1107437	N/A	N/R	X145	SC204	N/A	N/A	N/A	N/A
1951-48	MZA.....	12	1109150, 153	●S58	N/R	X346	SC902	N/A	S80	N/A	N/A

STARTER DRIVES

Year	Model or Engine	Part No.
1951-48	All Eng. All Models w/Str. 1107437.....	SD135

● A Borg-Warner Brand "P" Version Also Available See Inside Back Cover.

⁷ Starters require various numbers of Brushes and Springs. Order as needed.

⁷³ Also use SB135 Intermediate Bushing.

⁸² R118 if Positive Ground. Also use RF45 Fuse.

FWD — Cont'd

SWITCHES/RELAYS/LIGHT SOCKETS & CONNECTORS

RELAYS

Year	Model or Engine	Part No.
HORN RELAY		
1959-50	All 6 Volt.....	R102
1951-50	140GK, 145GK.....	R132

SWITCHES

Year	Model or Engine	Part No.	Year	Model or Engine	Part No.
AIR PRESSURE SWITCH			STOPLIGHT SWITCHES		
1952-48	Starter MAB-4082.....	S5	1971-50	All.....	S192

GENERAL AMERICAN AEROCOACH CO.

PARTS FOR CONTACT CONTROLLED DISTRIBUTORS

Year	Model or Engine	Distributor No.	Contact Assembly ¹	Con-denser	Cap	Rotor	Ignition Coil ²⁶
4 CYLINDER							
1947-46	Air Cond. Unit.....	IAD Series	A81	G124	C110	D121	N/A
1947-46	Air Cond. Unit.....	IGW Series	A70	G127	C131	N/A	N/A
6 CYLINDER							
1952-43	373MC, MCA, MH, MHA, P47-37, P373, T361, P46-37, P45-37, P37.....	Delco Dist.	A40H	G102A	C16 ^{3,26}	D10	E40

CONTACT ASSEMBLY CONVERSION TABLE

Heavy Duty Assembly	Heavy Duty Pierced Assembly	Standard Assembly
A40H	A40V	A40

EPOXY COIL CONVERSION TABLE

Oil Filled	Epoxy
E40	E81

SWITCHES/RELAYS/LIGHT SOCKETS & CONNECTORS

RELAYS

Year	Model or Engine	Part No.
HORN RELAY		
1952-43	All.....	R132

¹ For Optional Contact Assemblies, refer to Conversion Chart following Distributor Parts Table.

² When Coil Bracket is required, refer to Illustrated Buyers Guide — ICB Prefix.

³ C80 Dust Cover also available.

⁶ For Optional Epoxy Coils, refer to Conversion Chart following Distributor Parts Table.

²⁶ C16A Heavy Duty Cap also available.

GENERAL AMERICAN AEROCOACH CO. — Cont'd

SWITCHES/RELAYS/LIGHT SOCKETS & CONNECTORS — Cont'd

SWITCHES

Year	Model or Engine	Part No.
DIMMER SWITCH		
1951-43	All	DS118

GMC

PARTS FOR ELECTRONIC DISTRIBUTORS

Section 1 — Tune Up Parts

Year	Model or Engine	Cap	Rotor	Control Module Δ	Pick-Up Assembly	Ignition Coil
6 CYLINDER						
1987-78	292 (4.8L) Eng.	●C198	●D157	●CBE4	ME9	●E42
1977-75	292 (4.8L) Eng.	●C187	●D158	●CBE4	ME9	E41
8 CYLINDER						
1998	454 (7.4L) Eng. F-60, F-70	N/A	N/A	N/A	N/A	E46
1998-97	366 (6.0L) Eng. F-60, F-70 w/Dist. 1104048.....	●C266	D235	CBE37	N/A	E46
1998-96	366 (6.0L), 427 (7.0L) Eng. C-60, C-70 w/Dist. 1103992.....	●C266	D235	CBE37	N/A	E46
1998-93	366 (6.0L), 427 (7.0L) Eng. B-70 w/Dist. 1103992, 1104048.....	●C266	D235	CBE37	N/A	E46
1996-94	427 (7.0L) Eng. B-70 LP Gas	●C266	●D220	CBE37	N/A	E46
1996-92	366 (6.0L), 427 (7.0L) Eng. P-60 w/Dist. 1103992, 1104048.....	●C266	D235	CBE37	N/A	E46
1995-92	366 (6.0L), 427 (7.0L) Eng. C-60, C-70 w/Dist. 1103927.....	●C266	D225	CBE37	N/A	E46
1993	366 (6.0L), 427 (7.0L) Eng. B-70 w/Dist. 1103927.....	●C266	D225	CBE37	N/A	E46
1993-92	366 (6.0L), 427 (7.0L) Eng. P-60 w/Dist. 1103927.....	●C266	D225	CBE37	N/A	E46
1991-90	427 (7.0L) Eng. C-50, C-60, C-70 w/T.B.I.	●C266	●D220	CBE37	ME54	E46
1991-88	366 (6.0L) Eng. C-50, C-60, C-70 w/T.B.I.	●C266	●D220	CBE37	ME54	E46
1990-88	350 (5.7L) Eng.	●C197	●D157	●CBE4	ME11	●E42
1990-88	366 (6.0L) Eng. Exc. T.B.I.	●C197	●D157	●CBE4	ME11	●E42
1990-88	427 (7.0L) Eng. Exc. T.B.I.	●C197	●D157	●CBE4	ME11	●E42
1987-79	350 (5.7L), 366 (6.0L), 427 (7.0L), 454 (7.4L) Eng.....	●C197	●D157	●CBE4	ME11	●E42
1978	350 (5.7L) Eng. Exc. Cal.	●C197	●D157	●CBE4	ME11	●E42
1978	350 (5.7L) Eng. Cal.	●C197	●D157	●CBE4	ME11	●E42
1978-77	366 (6.0L), 427 (7.0L) Eng.	●C197	●D157	●CBE4	ME11	●E42
1977	350 (5.7L) Eng.	●C197	●D157	●CBE4	ME11	●E42
1976-75	350 (5.7L), 366 (6.0L), 427 (7.0L) Eng. Cal.	●C197	●D157	●CBE4	ME11	●E42

● A Borg-Warner Brand "P" Version Also Available See Inside Back Cover.

Δ Use CL80 Heat Sink Compound on all metal surfaces of this module.

GMC — Cont'd

PARTS FOR ELECTRONIC DISTRIBUTORS — Cont'd

Section 2 — Service Parts

Year	Model or Engine	Cap Cover	Resistor Brush	Plug Wire Retaining Ring	Coil Ground Wire or Strap	Capacitor or Terminal Block
6 CYLINDER						
1987-86	292 (4.8L) Eng.	C198A	C210A	WR1	DL66	G204
1985-78	292 (4.8L) Eng.	C198A	C210A	WR1	DL66	G201
1977-75	292 (4.8L) Eng.	N/R	N/R	N/R	N/R	G84
8 CYLINDER						
1990-88	350 (5.7L) Eng.	C185	C210A	WR1	DL66	G201
1990-88	366 (6.0L), 427 (7.0L) Eng. Exc. T.B.I.	C185	C210A	WR1	DL66	G201
1987-79	350 (5.7L), 366 (6.0L), 427 (7.0L), 454 (7.4L) Eng.	C185	C210A	WR1	DL66	G201
1978	350 (5.7L) Eng. Exc. Cal.	C185	C210A	WR1	DL65	G201
1978	350 (5.7L) Eng. Cal.	C185	C210A	WR1	DL66	G201
1978-77	366 (6.0L), 427 (7.0L) Eng.	C185	C210A	WR1	DL65	G201
1977	350 (5.7L) Eng.	C185	C210A	WR1	DL65	G201
1976-75	350 (5.7L), 366 (6.0L), 427 (7.0L) Eng. Cal.	C185	C210A	WR1	DL65	G201

PCV VALVE

Year	Model or Engine	Part No.	Year	Model or Engine	Part No.
1998	454 (7.4L) Eng. F-60, F-70	PCV220	1976-73	350 (5.7L) Eng.	PCV219
1998-97	366 (6.0L) Eng. F-60, F-70	PCV210	1974-73	305C (5.0L), 379 (6.2L), 432 (7.1L) Eng.	PCV258 ²³
1998-93	366 (6.0L), 427 (7.0L) Eng. B-70	PCV210	1972-71	292 (4.8L) Eng.	PCV219
1997	366 (6.0L), 427 (7.0L) Eng. C-60, C-70	PCV210	1972-71	350 (5.7L) Exc. Series 50 Tilt Cab.	PCV219
1996-92	366 (6.0L), 427 (7.0L) Eng. P-60	PCV210	1972-71	350 (5.7L) Series 50 Tilt Cab.	PCV215
1996-90	427 (7.0L) Eng. C-50, C-60, C-70 w/T.B.I.	PCV210	1972-69	366 (6.0L), 427 (7.0L) Eng.	PCV215
1996-88	366 (6.0L) Eng. C-50, C-60, C-70 w/T.B.I.	PCV210	1970	350 (5.7L) Eng.	PCV219
1990-88	350 (5.7L) Eng.	PCV210	1970-69	292 (4.8L) Eng.	PCV215
1990-88	366 (6.0L) Eng. Exc. T.B.I.	PCV220	1968	292 (4.8L) Eng. 1st Design	PCV213
1990-88	427 (7.0L) Eng. Exc. T.B.I.	PCV220	1968	292 (4.8L) Eng. 2nd Design	PCV215
1987-77	292 (4.8L) Eng.	PCV209	1968	250 (4.1L) Eng.	PCV219
1987-77	350 (5.7L) Eng.	PCV210	1967	292 (4.8L) Eng.	PCV213
1987-73	366 (6.0L), 427 (7.0L), 454 (7.4L) Eng.	PCV220	1967	250 (4.1L) Eng.	PCV212
1978-71	250 (4.1L)	PCV280	1966	250 (4.1L) Eng. Exc. Low Cab Forward	PCV212
1976-73	292 (4.8L) Eng.	PCV228			

DISTRIBUTOR VACUUM CONTROLS

Year	Model or Engine	Part No.	Year	Model or Engine	Part No.
1978-71	6 Cyl. 250 (4.1L) Eng.	V282	1968-67	6 Cyl. 305 (5.0L), 351 (5.8L) Eng. w/1110381.	V296
1974-73	8 Cyl. 350 (5.7L) Eng. CE5000	V325	1968-67	6 Cyl. 292 (4.8L) Eng. 55, 65 Series	V282
1972-71	8 Cyl. 350 (5.7L) Eng. 40 Series	V325	1968-64	6 Cyl. 305 (5.0L) Eng. w/1110317	V296
1970	8 Cyl. 350 (5.7L) Eng. 40 Series M.T. Exc. L.P. Gas	V280	1966-64	6 Cyl. 351 (5.8L), 401 (6.6L), 478 (7.8L) Eng. w/1110359	V432
1970	8 Cyl. 40 Series Conv. Cab. w/L.P. Gas	V353	1963-60	6 Cyl. 305 (5.0L) Eng. w/1110262	V373
1970-69	6 Cyl. All	V282			

COMPUTERIZED ENGINE CONTROL COMPONENTS

Year	Model or Engine	Part No.	Year	Model or Engine	Part No.
COOLANT TEMPERATURE SENSOR			COOLANT TEMPERATURE SENSOR — Cont'd		
8 CYLINDER					
1998	454 (7.4L) Eng. F-60, F-70	WT3024	1997-96	366 (6.0L), 427 (7.0L) Eng. B-70 Exc. Leaded Fuel	WT3024
1998-97	366 (6.0L) Eng. F-60, F-70	WT3024	1997-92	366 (6.0L), 427 (7.0L) Eng. C-60, C-70	WT3000
1998-97	395 (F) (6.5L) Eng. B-70, C-60, C-70	WT3000	1996-92	366 (6.0L), 427 (7.0L) Eng. P-60	WT3024
1997	366 (6.0L), 427 (7.0L) Eng. C-60, C-70	WT3024			

²³ Two required.

GMC — Cont'd

COMPUTERIZED ENGINE CONTROL COMPONENTS — Cont'd

Year	Model or Engine	Part No.	Year	Model or Engine	Part No.
COOLANT TEMPERATURE SENSOR — Cont'd			KNOCK SENSOR		
8 CYLINDER			8 CYLINDER		
1995-93	366 (6.0L) Eng. B-70 Exc. Leaded Fuel	WT3024	1996	366 (6.0L), 427 (7.0L) Eng. C-60, C-70	S8603
1991-90	366 (6.0L), 427 (7.0L) Eng. C-50, C-60, C-70	WT3000	1996	366 (6.0L), 427 (7.0L) Eng. B-70, P-60	S8603
1990-89	366 (6.0L) Eng. w/T.B.I.	WT3000	1995-93	366 (6.0L), 427 (7.0L) Eng. B-70	S8012
CRANKSHAFT POSITION SENSOR			MANIFOLD AIR TEMPERATURE SENSOR		
8 CYLINDER			8 CYLINDER		
1997	395 (F) (6.5L) Eng. B-70, C-60, C-70	CSS25	1998-97	395 (F) (6.5L) Eng. B-70, C-60, C-70	WT3041
ELECTRONIC SPARK CONTROL MODULE			OXYGEN SENSOR		
8 CYLINDER			8 CYLINDER		
1998	454 (7.4L) Eng. F-60, F-70	ESC110	1998	454 (7.4L) Eng. F-60, F-70 Front	OS822 ²³
1998-97	366 (6.0L) Eng. F-60, F-70	ESC110	1998	454 (7.4L) Eng. F-60, F-70 Rear	OS823
1998-90	366 (6.0L), 427 (7.0L) Eng. C-60, C-70	ESC110	1996-93	366 (6.0L) Eng. B-70	OS103
1997-94	427 (7.0L) Eng. B-70	ESC110	1996-92	366 (6.0L), 427 (7.0L) Eng. P-60	OS103
1997-93	366 (6.0L) Eng. B-70	ESC110	1996-90	366 (6.0L), 427 (7.0L) Eng. C-60, C-70	OS103
1996-92	366 (6.0L), 427 (7.0L) Eng. P-60	ESC110	1991-90	366 (6.0L) Eng. C-50	OS103
1991-90	366 (6.0L) Eng. C-50	ESC110			

PARTS FOR CONTACT CONTROLLED DISTRIBUTORS

Year	Model or Engine	Distributor No.	Contact Assembly ¹	Con-denser	Cap	Rotor	Ignition Coil ²⁶
6 CYLINDER							
1975-71	250 (4.1L), 292 (4.8L) Eng.	1110486, 489, 518, 520	A103M	●G126	●C168	●D152	●E30 ²⁴
1974-73	305 (5.0L), 379 (6.2L), 432 (7.1L), 478 (7.8L) Eng.	1110478, 1112674	A103M	●G126	●C168	●D152	●E30 ²⁴
1974-70	478 S/N (7.8L) Eng.	1110451	A103M	●G126	●C168	●D152	●E30 ²⁴
1972-69	305 (5.0L), 351 (5.8L), 401 (6.6L), 478 (7.8L) Eng. Exc. C.D. Ign.	1110471, 478	A103M	●G126	●C168	●D152	●E30 ²⁴
1970-69	305 (5.0L), 351 (5.8L), 401 (6.6L), 478 (7.8L) Eng. w/C.D. Ign.	1110400, 450	N/R	N/R	●C168	●D152	●E30 ²⁴
1970-66	250 (4.1L), 292 (4.8L) Eng.	All	A103M	●G126	●C168	●D152	●E30 ²⁴
1968	305 (5.0L), 351 (5.8L), 401 (6.6L), 478 (7.8L) Eng. Exc. C.D. Ign.	1110317, 359	A103M	●G126	●C168	●D152	●E30 ²⁴
1968	305 (5.0L), 351 (5.8L), 401 (6.6L), 478 (7.8L) Eng. w/C.D. Ign.	1110400, 450	N/R	N/R	●C168	●D152	N/A
1967-65	351 (5.8L), 401 (6.6L), 478 (7.8L) Eng.	1110331, 358, 359, 381	A103M	●G126	●C168	●D152	●E30 ²⁴
1967-64	305 (5.0L) Eng.	1110317, 358, 381	A103M	●G126	●C168	●D152	●E30 ²⁴
1964-62	351 (5.8L), 401 (6.6L), 478 (7.8L) Eng.	1110277	●A120	●G126	C165	D137R ³⁰	●E30 ²⁴
1963-60	305 (5.0L) Eng.	1110248, 262	●A120	●G120A	C165	D137R ³⁰	●E30 ²⁴
1962	401 (6.6L) Eng.	1110279	●A120	●G120A	C165	D137R ³⁰	●E30 ²⁴
1961-60	351 (5.8L), 401 (6.6L) Eng.	1110250, 263	●A120	●G126	C165	D137R ³⁰	●E30 ²⁴
1959-56	503 (8.2L) Eng.	1112339, 345, 708, 716, 734	A40H	G102A	C151	D132	●E30 ²⁴
1959-56	270 (4.4L), 302 (5.0L) Eng.	1112414	A40H	G102A	C151	D132	●E30 ²⁴
1955-54	248 (4.1L), 270 (4.4L), 302 (5.0L) Eng.	1112400, 411	A40H	G102A	C151	D132	E40 ⁵

● A Borg-Warner Brand "P" Version Also Available See Inside Back Cover.

¹ For Optional Contact Assemblies, refer to Conversion Chart following Distributor Parts Table.

² When Coil Bracket is required, refer to Illustrated Buyers Guide — ICB Prefix.

⁵ Use E1 Coil if 6 Volt.

⁶ For Optional Epoxy Coils, refer to Conversion Chart following Distributor Parts Table.

²³ Two required.

²⁴ E500HP Performance Coil also available.

³⁰ ●D138 Optional Rotor also available.

GMC — Cont'd

PARTS FOR CONTACT CONTROLLED DISTRIBUTORS — Cont'd

Year	Model or Engine	Distributor No.	Contact Assembly ¹	Con-denser	Cap	Rotor	Ignition Coil ^{2,6}
6 CYLINDER — Cont'd							
1955-53	360 (5.9L), 426 (7.0L), 503 (8.2L) Eng.	1112307, 320, 326, 327	A40H	G102A	C151	D132	E40 ⁵
1953	360 (5.9L) Eng.	1112296	A40H	G102A	C16A	N/A	E40 ⁵
1953	228 (3.8L), 248 (4.1L), 270 (4.4L), 302 (5.0L).....	1112391, 400	A40H	G102A	C151	D132	E40 ⁵
1952	360 (5.9L), 426 (7.0L), 503 (8.2L) Eng.	1112296	A40H	G102A	C16A	N/A	E40 ⁵
1952	302 (5.0L) Eng.	1112327	A40H	G102A	C151	D132	E40 ⁵
1952	302 (5.0L) Eng.	1112386	A40H	G102A	C16 ²⁶	D10	E40 ⁵
1952	228 (3.8L), 248 (4.1L), 270 (4.4L) Eng.	1112362	A40H	G102A	C16A	N/A	E1
1952	228 (3.8L), 248 (4.1L), 270 (4.4L) Eng.	1112385	A40H	G102A	C16 ²⁶	D10	E1
1951-50	426 (7.0L), 503 (8.2L) Eng.	1112268	A40H	G102A	C16A	N/A	E40 ⁵
1951-49	426 (7.0L), 503 (8.2L) Eng.	1112267	A40H	G102A	N/A	N/A	E40 ⁵
1951-49	318 (5.2L), 360 (5.9L) Eng.	1112268	A40H	G102A	C16A	N/A	E40 ⁵
1951-49	228 (3.8L), 248 (4.1L), 270 (4.4L) Eng.	1112356, 360	A40H	G102A	C16 ²⁶	D10	E1
8 CYLINDER							
1976-75	350 (5.7L) Eng. CE-5500 Exc. Cal.	1112149	●A120	●G120A	●C158	●D138	E31 ²⁴
1976-75	350 (5.7L) Eng. CE, TE-6500 Exc. Cal.	1111364, 373	●A120	G102A	●C158	D137R ³⁰	E31 ²⁴
1976-75	350 (5.7L) Eng. SE-6500 Exc. Cal.	1111384	●A120	G102A	●C158	●D138	E31 ²⁴
1976-75	366 (6.0L), 427 (7.0L) Eng. Exc. Cal.	1111378, 379, 381	●A120	G102A	●C158	●D138	E31 ²⁴
1974-73	350 (5.7L) Eng. Exc. CE-5500	1111369	●A120	G102A	●C158	D137R ³⁰	E31 ²⁴
1974-73	350 (5.7L) Eng. CE-5500.....	1112048	●A120	●G120A	●C158	D137R ³⁰	E31 ²⁴
1974-71	366 (6.0L), 427 (7.0L) Eng.	1111365, 370	●A120	G102A	●C158	D137R ³⁰	E31 ²⁴
1972-71	350 (5.7L) Eng. Exc. CE-4500	1111364, 369	●A120	G102A	●C158	D137R ³⁰	E31 ²⁴
1972-71	350 (5.7L) Eng. CE-4500.....	1112048	●A120	●G120A	●C158	D137R ³⁰	E31 ²⁴
1972-71	637 (10.4L) Eng.	1111985	●A120	●G120A	●C158	D137R ³⁰	●E30 ²⁴
1970	350 (5.7L) Eng. 45 Series.....	1111495	●A120	●G120A	●C158	D137R ³⁰	E31 ²⁴
1970	350 (5.7L) Eng. 55 Series.....	1111338	●A120	G102A	●C158	D137R ³⁰	E31 ²⁴
1970-69	366 (6.0L), 427 (7.0L) Eng. Exc. Mag. Pulse	1111327, 337	●A120	G102A	●C158	D137R ³⁰	E31 ²⁴
1970-69	366 (6.0L), 427 (7.0L) Eng. w/Mag. Pulse	1111346	N/R	N/R	●C158	D137R ³⁰	E31 ²⁴
1970-68	637 (10.4L) Eng. Exc. C.D. Ign.	1111082, 944, 985	●A120	●G120A	●C158	●D138	●E30 ²⁴
1970-68	637 (10.4L) Eng. w/C.D. Ign.....	1111097, 994	N/R	N/R	●C158	●D138	N/A
1967-66	637 (10.4L) Eng.	1111082	●A120	●G120A	●C158	●D138	●E30 ²⁴
1959-58	336 (5.5L) Eng.	1110871, 942	●A120	●G120A	●C158	D137R ³⁰	●E30 ²⁴
1959-57	370 (6.1L) Eng.	1112347, 722, 734, 735	●A120	G102A	●C158	D137R ³⁰	●E30 ²⁴
1957	347 (5.7L) Eng.	1110871	●A120	●G120A	●C158	D137R ³⁰	●E30 ²⁴
1956	316 (5.2L) Eng.	1110862	A72	G102A	C145	D134	●E30 ²⁴
1956-55	324 (5.3L) Eng.	1112328, 336	A72	G102A	C145	D134	●E30 ²⁴
1955	288 (4.7L) Eng.	1110828	A72	G102A	C145	D134	●E30 ²⁴

● A Borg-Warner Brand "P" Version Also Available See Inside Back Cover.

¹ For Optional Contact Assemblies, refer to Conversion Chart following Distributor Parts Table.

² When Coil Bracket is required, refer to Illustrated Buyers Guide — ICB Prefix.

⁵ Use E1 Coil if 6 Volt.

⁶ For Optional Epoxy Coils, refer to Conversion Chart following Distributor Parts Table.

²⁴ E500HP Performance Coil also available.

²⁶ C16A Heavy Duty Cap also available.

³⁰ ●D138 Optional Rotor also available.

GMC — Cont'd

PARTS FOR CONTACT CONTROLLED DISTRIBUTORS — Cont'd

Year	Model or Engine	Distributor No.	Contact Assembly ¹	Con- denser	Cap	Rotor	Ignition Coil ^{2,6}
12 CYLINDER							
1965-62	702 (11.5L) Eng.	1111676, 688	A75V	G102A ²³	C151 ²³	D132 ²³	●E30 ³⁵
1961-60	702 (11.5L) Eng.	1111663	A75V	G102A ²³	C151 ²³	D132 ²³	E40 ²³

CONTACT ASSEMBLY CONVERSION TABLE

Heavy Duty Assembly	Heavy Duty Pierced Assembly	Standard Assembly	Performance Assembly	One-Piece Contact Condenser Assembly
A40H ●A120 A103M	A40V A120V ●A109V	A40 ●A120 A109	N/A A120V A109	N/A ●A2120 N/A

EPOXY COIL CONVERSION TABLE

Oil Filled	Epoxy
E1	E80
●E30	E82
E40	E81

LEAD WIRES

Year	Model or Engine	Primary	Ground	Year	Model or Engine	Primary	Ground
1976-75	All 8 Cyl. w/o H.E.I. Exc. CE5000	DL24	N/A	1965-57	8 Cyl. 327 (5.4L), 348 (5.7L) Eng.	DL24	N/A
1974-71	All 8 Cyl.	DL24	N/A	1965-57	8 Cyl. Exc. 327 (5.4L), 348 (5.7L) Eng.	DL29	N/A
1974-57	All 6 Cyl.	DL24	N/A	1956-55	All 8 Cyl.	DL71	DL70
1970-66	8 Cyl. All Standard	DL29	N/A				
1970-66	8 Cyl. w/Dist. 1111309, 337, 338, 1112795	DL24	N/A				

CUSTOM IGNITION WIRE SETS

Year	Cyl.	Model	Engine	Part No.
8 CYLINDER				
1994-90	V8	50 Series & Up	6.0 Ltr. (366")	CH7836
1991-90	V8	50 Series & Up	7.0 Ltr. (427")	CH8834
1989	V8	50 Series & Up	5.7 Ltr. (350")	CH837
	V8	50 Series & Up	6.0 Ltr. (366")	CH8832
	V8	50 Series & Up	7.0 Ltr. (427")	CH8832
1988-87	V8	50 Series & Up	5.7 Ltr. (350")	CH837
	V8	50 Series & Up	6.0 Ltr. (366")	CH8832
	V8	50 Series & Up	7.0 Ltr. (427")	CH8832
1986	V8	50 Series & Up	5.7 Ltr. (350")	CH837
	V8	50 Series & Up	6.0 Ltr. (366")	CH8832
	V8	50 Series & Up	7.0 Ltr. (427")	CH8832
1985	V8	50 Series & Up	5.7 Ltr. (350")	CH837
	V8	50 Series & Up	6.0 Ltr. (366")	CH855
	V8	50 Series & Up	7.0 Ltr. (427")	CH855

● A Borg-Warner Brand "P" Version Also Available See Inside Back Cover.

¹ For Optional Contact Assemblies, refer to Conversion Chart following Distributor Parts Table.

² When Coil Bracket is required, refer to Illustrated Buyers Guide — ICB Prefix.

⁶ For Optional Epoxy Coils, refer to Conversion Chart following Distributor Parts Table.

²³ Two required.

³⁵ Two required; E500HP Performance Coil also available.

GMC — Cont'd

CUSTOM IGNITION WIRE SETS — Cont'd

Year	Cyl.	Model	Engine	Part No.
8 CYLINDER — Cont'd				
1984-83	V8	50 Series & Up	5.7 Ltr. (350")	CH837
	V8	50 Series & Up	6.0 Ltr. (366")	CH855
	V8	50 Series & Up	6.6 Ltr. (400")	CH855
	V8	50 Series & Up	7.0 Ltr. (427")	CH855
1982-80	V8	50 Series & Up	5.7 Ltr. (350")	CH837
	V8	50 Series & Up	6.0 Ltr. (366")	CH855
1979-77	V8	50 Series & Up	5.0 Ltr. (305")	CH837
	V8	50 Series & Up Exc. H.E.I.	5.0 Ltr. (305"), 5.7 Ltr. (350")	CH837
	V8	50 Series & Up	5.7 Ltr. (350")	CH837
1978-76	V8	50 Series & Up w/H.E.I.	5.7 Ltr. (350")	CH836
	V8	50 Series & Up w/H.E.I.	5.7 Ltr. (350"), 6.6 Ltr. (400")	CH836
	V8	50 Series & Up w/H.E.I.	6.6 Ltr. (400")	CH836
1974-70	V8	50 Series & Up	6.0 Ltr. (366"), 7.0 Ltr. (427")	CH7806
1969-66	V8	50 Series & Up	(366"), (427")	CH822
	V8	50 Series & Up	6.0 Ltr. (366"), 7.0 Ltr. (427")	CH822

CHARGING SYSTEM PARTS

PARTS FOR ALTERNATORS

Year	Model or Engine	Volts	Amps.	Alternator No.	Voltage Regulator	Brush Set	Brush & Holder Assembly	Positive Diode (3 Used)	Negative Diode (3 Used)	Diode Trio	Alternator Con-denser
1998-97	All	12	124	10480267	R936	X393	X387	SC245 Assembly		N/R	N/A
1998-97	All	12	145	10480192	R936	X393	X387	SC245 Assembly		N/R	N/A
1998-94	All	12	160	19010110	R1003	X613	N/A	SC237 Assembly		SC563	N/A
1998-93	All	12	105	10480093	R936	X392	X386	SC229 Assembly		N/R	N/A
1998-92	All	12	124	10480022	R936	X393	X387	SC245 Assembly		N/R	N/A
1998-91	All	12	145	10480023	R936	X393	X387	SC245 Assembly		N/R	N/A
1998-91	All	12	124	10479959	R936	X393	X387	SC227 Assembly		N/R	N/A
1998-90	All	12	130	19010110	R1003	X613	N/A	SC237 Assembly		SC563	N/A
1998-90	All	12	100	19010112	R1003	X613	N/A	N/A	N/A	SC563	N/A
1997	All	12	105	10480099	R926	X392	X386	SC229 Assembly		N/R	N/A
1997	All	12	124	10480269	R936	X393	X387	SC245 Assembly		N/R	N/A
1997	All	12	130	19010113	R1003	X613	N/A	SC237 Assembly		SC563	N/A
1994-90	All	12	105	1101480	R936	X392	X386	SC229 Assembly		N/R	N/A
1993-91	All	12	160	1117899	R1003	X613	N/A	SC237 Assembly		SC563	N/A
1993-90	All	12	100	1117903	R1003	X613	N/A	SC231 Assembly		SC563	N/A
1993-90	All	12	130	1117904	R1003	X613	N/A	SC237 Assembly		SC563	N/A
1992-90	All	12	60	1117618	R716	N/R	N/R	SC5 Assembly		SC113	N/A
1991	All	12	124	1102605	R936	X393	X387	N/A	N/A	N/R	N/A
1991	All	12	145	1102616	R936	X393	X387	N/A	N/A	N/R	N/A
1991	All	12	160	1117938	R1003	X613	N/A	SC237 Assembly		SC563	N/A
1991-90	All	12	85	1101478	R936	X392	X386	SC229 Assembly		N/R	N/A
1991-90	All	12	105	1117927	R1003	X613	N/A	SC231 Assembly		SC563	N/A
1991-90	All	12	130	1117928	R1003	X613	N/A	SC237 Assembly		SC563	N/A
1991-89	All	12	120	10479915	R718	X308	X356	N/A	N/A	SC563	N/A

GMC — Cont'd

CHARGING SYSTEM PARTS — Cont'd

PARTS FOR ALTERNATORS — Cont'd

Year	Model or Engine	Volts	Amps.	Alternator No.	Voltage Regulator	Brush Set	Brush & Holder Assembly	Positive Diode (3 Used)	Negative Diode (3 Used)	Diode Trio	Alternator Con- denser
1991-88	All	12	42	1105360	●R291	X311	X312	SC111 Assembly		SC113	N/A
1991-88	All	12	80	1105470	R716	X301	X303	SC117 Assembly		SC116	N/A
1991-88	All	12	90	1117732	R716	N/R	N/R	SC117 Assembly		SC228	N/A
1991-88	All	12	100	1100215, 1105473	R716	X301	X303	SC117 Assembly		SC116	N/A
1991-88	All	12	108	1101306	●R291	X308	X356	SC224 Assembly		SC113	N/A
1991-88	All	12	108	1105481	R718	X308	X356	SC224 Assembly		SC113	N/A
1991-88	All	12	120	1101252	●R291	X308	X356	SC227 Assembly		SC563	N/A
1991-88	All	12	120	1105690	R718	X308	X356	SC227 Assembly		SC563	N/A
1991-84	All	12	80	1105465, 470	R716	X301	X303	SC117 Assembly		SC116	N/A
1991-84	All	12	100	1105472, 473	R716	X301	X303	SC117 Assembly		SC116	N/A
1991-80	All	12	100	1100096	●R291	X301	X303	SC117 Assembly		SC116	N/A
1991-80	All	12	65, 80, 100	1100216	●R291	X301	X303	SC117 Assembly		SC116	N/A
1991-73	All	12	80	1101061	●R291	X311	X312	SC117 Assembly		SC116	N/A
1990	All	12	120	1101482	R936	X393	X387	SC227 Assembly		N/R	N/A
1990-89	All	12	60	1117641	R716	N/R	N/R	SC5 Assembly		SC113	N/A
1990-86	All	12	80	1100095	●R291	X301	X303	SC117 Assembly		SC116	N/A
1990-84	All	12	65	1100094	●R291	X301	X303	SC117 Assembly		SC116	N/A
1990-84	All	12	108	1105366	●R291	X308	X356	SC224 Assembly		SC113	N/A
1990-84	All	12	65	1105460	R716	X301	X303	SC117 Assembly		SC116	N/A
1990-84	All	12	108	10479865	●R291	X308	X356	SC224 Assembly		SC113	G145
1990-83	All	12	42	1105351	●R291	X311	X312	SC111 Assembly		N/A	N/A
1990-83	All	12	70	1105332, 333	●R291	X308	X356	SC112 Assembly		SC113	N/A
1990-80	All	12	80	1101058	●R291	X301	X303	SC117 Assembly		SC116	N/A
1990-80	All	12	70	10479825	●R291	X308	X356	SC112 Assembly		SC113	G145
1990-74	All	12	65	1105470	R716	X301	X303	SC117 Assembly		SC116	N/A
1989	All	12	94	1101308	●R291	X311	X312	SC221 Assembly		SC113	N/A
1989	All	12	70	1101322	●R291	X308	X356	SC112 Assembly		SC113	N/A
1988-84	All	12	56	1101307	●R291	X311	X312	SC111 Assembly		SC113	N/A
1988-84	All	12	56	1100250, 1105511	●R291	X311	X312	SC111 Assembly		SC113	N/A
1988-83	All	12	105	1117801	R716	N/R	N/R	SC117 Assembly		SC228	N/A
1988-77	All	12	75	1117241	R323	N/R	N/R	SC2P	SC2N	SC228	N/A
1988-69	All	12	75	19010003	R716	N/R	N/R	SC2P	SC2N	N/A	N/R
1987-85	All	12	75	1117242	R323	N/R	N/R	SC2P	SC2N	N/R	N/A
1987-84	All	12	90	1117160	R716	N/R	N/R	SC117 Assembly		N/A	N/A
1987-84	All	12	108	1105481	R718	X308	X356	SC224 Assembly		SC113	N/A
1987-82	All	12	85, 90	1117180	R717	N/R	N/R	N/A	N/A	N/A	N/A
1987-77	All	12	90	1117732	R716	N/R	N/R	SC117 Assembly		SC228	N/A
1987-76	All	12	80	1101020	●R291	X311	X312	SC117 Assembly		SC116	N/A

● A Borg-Warner Brand "P" Version Also Available See Inside Back Cover.

GMC — Cont'd

CHARGING SYSTEM PARTS — Cont'd

PARTS FOR ALTERNATORS — Cont'd

Year	Model or Engine	Volts	Amps.	Alternator No.	Voltage Regulator	Brush Set	Brush & Holder Assembly	Positive Diode (3 Used)	Negative Diode (3 Used)	Diode Trio	Alternator Con- denser
1987-69	All	12	42	1105360	●R291	X311	X312	SC111 Assembly		SC113	N/A
1984-80	All	12	80, 100	1100091, 213, 215	R716	X301	X303	SC117 Assembly		SC116	N/A
1984-79	All	12	70	1101040	●R291	X308	X356	SC112 Assembly		SC113	N/A
1984-74	All	12	65, 80	1100080, 081	R716	X301	X303	SC117 Assembly		SC116	N/A
1983	All	12	70	1105333	●R291	X308	X356	SC112 Assembly		SC113	N/A
1983-80	All	12	80	1100095	●R291	X301	X303	SC117 Assembly		SC116	N/A
1983-80	All	12	70	1101042	●R291	X308	X356	SC112 Assembly		SC113	N/A
1983-80	All	12	65, 80	1100212	R716	X301	X303	SC117 Assembly		SC116	N/A
1983-79	All	12	42, 63	1103060, 061, 069	●R291	X301	X303	SC5 Assembly		SC113	N/A
1983-79	All	12	100	1101059	●R291	X301	X303	SC117 Assembly		SC116	N/A
1983-77	All	12	75	1117244	R323	N/R	N/R	SC2P	SC2N	N/R	N/A
1983-74	All	12	80	1105470	R716	X301	X303	SC117 Assembly		SC116	N/A
1982-80	All	12	63	1105360	●R291	X311	X312	SC111 Assembly		SC113	N/A
1982-80	All	12	63	1103071	●R291	X301	X303	SC5 Assembly		SC113	G80
1982-79	All	12	63	1103070	●R291	X301	X303	SC5 Assembly		SC113	G80
1982-79	All	12	70, 80	1101039, 041	●R291	X308	X356	SC112 Assembly		SC113	N/A
1982-75	All	12	90	1117481	R716	N/R	N/R	SC117 Assembly		SC228	N/A
1982-75	All	12	42	1102499	●R291	X301	X303	SC5 Assembly		SC113	N/A
1982-75	All	12	42, 63	1102497, 848, 849	●R291	X301	X303	SC5 Assembly		SC113	N/A
1982-75	All	12	63	1103046	●R291	X301	X303	SC5 Assembly		SC113	G80
1982-73	All	12	80	1101029, 030	●R291	X311	X312	SC117 Assembly		SC116	N/A
1981-80	All	12	65	1100094	●R291	X301	X303	SC117 Assembly		SC116	N/A
1980	All	12	63	1105193	●R291	X311	X312	SC111 Assembly		SC113	N/A
1979-69	All	12	61	1105360	●R291	X311	X312	SC111 Assembly		SC113	N/A
1978	All	12	55	1102474	●R291	X301	X303	SC5 Assembly		SC113	G80
1978-73	All	12	42	1102944	R310	N/A	X302	SC2P	SC2N	N/R	G80
1978-73	All	12	61	1100554	●R291	X301	X303	SC5 Assembly		SC113	G80
1978-73	All	12	61	1102352, 894	●R291	X301	X303	SC5 Assembly		SC113	N/A
1978-73	All	12	61	1102945	●R281	N/A	X302	SC2P	SC2N	N/R	G80
1978-73	All	12	62	1117767	R293	X368	N/A	N/A	N/A	N/R	N/A
1978-73	All	12	80	1101022	●R291	X311	X312	SC117 Assembly		SC116	N/A
1978-71	All	12	42	1100838	R310	N/A	X302	SC2P	SC2N	N/R	G80
1978-70	All	12	62	1117782	N/A	X368	N/A	N/A	N/A	N/R	N/A
1978-70	All	12	62	1117787	N/A	X368	N/A	N/A	N/A	N/R	N/A
1978-70	All	12	100	1117147	R716	X301	X303	SC5 Assembly		N/A	N/A
1978-70	All	12	105	1117141	R699	X301	X303	SC5 Assembly		N/A	N/A
1978-69	All	12	42	1100842	●R281	N/A	X302	SC2P	SC2N	N/R	G80

● A Borg-Warner Brand "P" Version Also Available See Inside Back Cover.

GMC — Cont'd

CHARGING SYSTEM PARTS — Cont'd

PARTS FOR ALTERNATORS — Cont'd

Year	Model or Engine	Volts	Amps.	Alternator No.	Voltage Regulator	Brush Set	Brush & Holder Assembly	Positive Diode (3 Used)	Negative Diode (3 Used)	Diode Trio	Alternator Condenser
1978-69	All	12	61	1100849	R310	N/A	X302	SC2P	SC2N	N/R	G80
1977-75	All	12	37	1102943	R310	N/A	X302	SC2P	SC2N	N/R	G80
1976	All	12	55	1102396	●R291	X301	X303	SC5 Assembly		SC113	N/A
1976-69	All	12	75	1117225, 231	R323	N/R	N/R	SC2P	SC2N	N/R	N/A
1975-71	All	12	42, 61	1100547, 548	●R291	X301	X303	SC5 Assembly		SC113	G80
1975-64	All	12	62	1117738	R716	N/R	N/R	N/A	N/A	SC228	N/A
1973-70	All	12	145	1117143	R699	X301	X303	SC5 Assembly		N/A	N/A
1973-66	All	12	62	1117756, 781	R293	X355	N/A	N/A	N/A	N/R	N/A
1972-64	All	12	62	1117754	N/A	X368	N/A	N/A	N/A	N/R	N/A
1971-66	All	12	130	1117128	R293	N/A	N/A	N/A	N/A	N/R	N/A
1970	All	12	42, 61	1100897, 899	●R291	X301	X303	SC5 Assembly		SC113	N/A
1970-69	All	12	85, 140	1117058, 139	R293	N/A	N/A	N/A	N/A	N/R	N/A
1969	All	12	42, 61	1100825, 833	●R291	X301	X303	SC5 Assembly		SC113	N/A
1968-67	All	12	140	1117122	R293	N/A	N/A	N/A	N/A	N/R	N/A
1968-66	All	12	42, 55, 61	1100694, 696, 750	●R281	N/A	X302	SC2P	SC2N	N/R	G80
1968-63	All	12	85	1117090	R293	N/A	N/A	N/A	N/A	N/R	N/A
1967-65	All	12	37, 42, 55	1100688, 689, 690	R310	N/R	X302	SC2P	SC2N	N/R	G80
1965-63	All	12	60, 62	1117765	N/A	X368	N/A	N/A	N/A	N/R	N/A
1965-62	All	12	60	1117089	R293	N/A	N/A	N/A	N/A	N/R	N/A
1964-63	All	12	37, 42, 52	1100628, 629, 633	●R281	X285	N/A	SC2P	SC2N	N/R	G80
1962	All	12	37, 52	1100633, 642	●R281	X285	N/A	SC2P	SC2N	N/R	G80

PARTS FOR GENERATORS

Year	Model or Engine	Volts	Amps.	Generator No.	Voltage Regulator	Voltage Regulator Fuse	Brush Set	Brush Spring (2 Used)	Bushing
1968-62	All	12	50	1106108, 109, 110	R320	N/A	X263	N/A	N/A
1968-62	All	12	50	1106944	R187	N/A	X263	N/A	N/A
1968-60	All	12	50	1106927, 928	R187	N/A	X263	N/A	N/A
1967-62	All	12	50	1106107	R320	N/A	X263	N/A	N/A
1967-60	All	12	50	1106931	R187	N/A	X263	N/A	N/A

● A Borg-Warner Brand "P" Version Also Available See Inside Back Cover.

GMC — Cont'd

CHARGING SYSTEM PARTS — Cont'd

PARTS FOR GENERATORS — Cont'd

Year	Model or Engine	Volts	Amps.	Generator No.	Voltage Regulator	Voltage Regulator Fuse	Brush Set	Brush Spring (2 Used)	Bushing
1965-62	All	12	50	1106941, 946	R320	N/A	N/A	N/A	N/A
1965-60	All	12	35	1102176, 177	R159	RF35	X270	SC202	N/A
1965-56	All	12	50	1106986	R320	N/A	X263	N/A	N/A
1965-54	All	12	50	1106904	R187	N/A	X263	N/A	N/A
1965-49	All	12	50	1106822	R187	N/A	X263	N/A	N/A
1962-60	All	12	35	1102158	R153	RF35	X270	SC202	N/A
1961-58	All	12	30	1102113	R153	RF35	X270	SC202	GB203
1959-58	All	12	30	1102107	R153	RF35	X270	SC202	N/A
1959-56	All	12	25	1105946	R153	RF35	X353	SC202	N/A
1959-56	All	12	30	1102020	R153	RF35	X270	SC202	N/A
1959-56	All	12	30	1102040	R153	RF35	X270	SC202	N/A
1959-56	All	12	40	1106982	R236	RF45	N/A	SC202	GB203
1959-49	All	12	40	1106821	R236	RF45	X263	N/A	N/A
1959-49	All	12	50	1106818	R187	N/A	X263	N/A	N/A
1957-55	All	12	25	1100304	R153	RF35	X270	SC202	N/A
1956	All	12	25	1100326	R153	RF35	X270	SC202	GB203
1955	All	12	30, 45	1102793, 813, 818	R136	RF45	X270	SC202	N/A
1955	All	12	30	1102026	R153	RF35	X270	SC202	N/A
1955-53	All	6	40	1105009, 010	R128	RF45	X353	SC202	N/A
1955-49	All	6	40	1106758	R136	RF45	X263	SC202	N/A
1955-49	All	6	55	1106757	N/A	N/A	X263	SC202	N/A
1954-52	All	6	45	1102788	R128	RF45	X270	SC202	N/A
1954-50	All	12	50	1106830	R187	N/A	X263	N/A	N/A
1953-52	All	6	40	1105003	R128	RF45	X353	SC202	N/A
1952	All	6	35	1100013	N/A	RF35	X270	SC202	GB203
1952-51	All	6	40	1102746	R128	RF45	X228	SC202	GB203
1952-49	All	6	30	1102716	R128	RF45	X228	SC202	GB203
1952-49	All	6	30	1102710, 749, 761	R117	RF45	X228	SC202	GB203
1951-49	All	6	25	1105855	R129	RF35	X228	SC202	GB203
1950-49	All	6	40	1105877	R128	RF45	X228	SC202	N/A
1949	All	6	40	1106752	R136	RF45	X263	N/A	N/A
1949	All	6	55	1106751	N/A	N/A	X263	N/A	N/A
1949	All	12	40	1106801	R236	RF45	X263	N/A	N/A
1949	All	12	50	1106802, 811	R187	N/A	X263	N/A	N/A

GMC — Cont'd

STARTING SYSTEM PARTS

Year	Model or Engine	Volts	Starter No.	Solenoid Switch	Solenoid Repair Kit	Brush Set ⁷	Brush Spring ⁷	D.E. Bushing	C.E. Bushing	C.E. Washer	Starter Lever
1998-97	395 (6.5L) Diesel	12	1113296	S5032	N/R	X615	SC903	N/A	N/A	N/A	SC952
1998-92	Cat. 3116 Eng. w/o H.D.	12	1993964	S5131	N/R	X397	N/A	SB148 ³¹	SB148	SC941	N/A
1998-90	Cat. 3116 Eng. w/H.D.	12	1993947	N/A	N/R	X397	N/A	SB148 ³¹	SB148	SC941	N/A
1998-90	Cat. 3116 Eng. w/o H.D.	12	1993963	S5131	N/R	X397	N/A	SB148 ³¹	SB148	SC941	N/A
1996-91	366 (6.0L) Eng. M.T.	12	10455311	●S100	SR16	X265	SC206	SB145	N/A	N/A	SC212
1995-78	292 (4.8L), 350 (5.7L), 366 (6.0L), 427 (7.0L) Eng. A.T. .	12	10455310	●S100	SR16	X265	SC206	SB145	N/A	N/A	SC212
1995-76	366 (6.0L), 427 (7.0L) Eng. M.T.	12	10455309	●S100	SR16	X265	SC206	SB145	N/A	N/A	SC212
1991-90	366 (6.0L), 427 (7.0L) Eng. M.T.	12	1998594	●S100	SR16	X265	SC206	SB145	N/A	N/A	SC212
1991-88	350 (5.7L), 366 (6.0L) Eng. M.T.	12	1998501	●S100	SR16	X265	SC206	SB145	N/A	SC218	SC212
1991-88	350 (5.7L), 366 (6.0L), 427 (7.0L) Eng. A.T. .	12	1998500	●S100	SR16	X265	SC206	SB145	N/A	SC218	SC212
1991-88	8.2N, 8.2T	12	1993850	S5131	N/R	X397	N/A	SB148 ³¹	SB148	SC941	N/A
1991-88	8.2N, 8.2T	12	1993759	S5131	N/R	X397	N/A	SB148 ³¹	SB148	SC941	N/A
1990	366 (6.0L) Eng. M.T.	12	1998596	●S100	SR16	X265	SC206	SB145	N/A	N/A	SC212
1990	366 (6.0L), 427 (7.0L) Eng. A.T. .	12	1998595	●S100	SR16	X265	SC206	SB145	N/A	N/A	SC212
1990-88	350 (5.7L) Eng. A.T.	12	1998473	●S100	SR16	X265	SC206	SB160	N/A	SC218	SC212
1990-88	350 (5.7L) Eng. M.T.	12	1998474	●S100	SR16	X265	SC206	SB145	N/A	SC218	SC212
1990-88	427 (7.0L) Eng.	12	1998499	●S100	SR16	X265	SC206	SB145	N/A	SC218	SC212
1990-86	3208N, 3208T	12	1990369, 451, 466	S5084	N/A	X395	N/A	SB165 ⁴¹	SB148	SC602 ⁹⁸	N/A
1990-86	3208N, 3208T	12	1114833	S727	N/R	X377	N/A	SB165 ⁹⁵	N/A	SC602 ⁹⁸	SC182
1990-82	350 (5.7L) Eng. M.T.	12	10455335	●S100	SR16	X265	SC206	SB201	N/A	N/A	SC212
1990-76	3208N, 3208T Eng.	12	10479003	S5084	N/R	X395	N/A	SB165 ⁴¹	SB148	SC602 ⁹⁸	N/A
1990-76	All Eng. All Models	12	10455311	●S100	SR16	X265	SC206	SB145	N/A	N/A	SC212

● A Borg-Warner Brand "P" Version Also Available See Inside Back Cover.

⁷ Starters require various numbers of Brushes and Springs. Order as needed.

³¹ Use SB163 for Lever Housing Bushing.

⁴¹ Also use SB162 for Lever Housing Bushing.

⁹⁵ Also use SB132 for Lever Housing Bushing.

⁹⁸ Use SC941 for Thrust Washer.

GMC — Cont'd

STARTING SYSTEM PARTS — Cont'd

Year	Model or Engine	Volts	Starter No.	Solenoid Switch	Solenoid Repair Kit	Brush Set ⁷	Brush Spring ⁷	D.E. Bushing	C.E. Bushing	C.E. Washer	Starter Lever
1988-86	6V-92T, 6V-92TR, 11.1L/12.7L DDAD, Cummins 240-400 H.P., 10L Cummins Eng.....	12	1990354, 391, 483, 484	S5019	SR29	X395	N/A	SB165 ⁴¹	SB148	SC602 ⁹⁸	N/A
1988-86	6-71N, 6-71T Eng.	12	1990431, 449	S5019	SR29	X395	N/A	SB165 ⁴¹	SB148	SC602 ⁹⁸	N/A
1988-83	6V-92TA, 8V-71N, Cummins 240-400 H.P., 10L Cummins Eng.....	12	1114938	S725	⁸	X377	N/A	SB165 ⁹⁵	SB141	SC602 ⁹⁸	SC182
1988-83	3406, 6-71N, 6-71T Eng.....	12	1114939, 940	S727	N/R	X377	N/A	SB165 ⁹⁵	SB141	SC602 ⁹⁸	SC182
1988-83	3208N, 3208T.....	12	1990302	S727	N/R	X377	N/A	SB165	SB141	SC602	SC182
1988-83	BF6L913.....	12	1990304	S727	N/R	X377	N/A	SB165	SB141	SC602	SC182
1988-82	8V-92T Eng.	12	1990261	S725	⁸	X375	N/A	SB165	N/A	SC602	SC182
1987-85	3406, 6-71N, 6-71T Eng.....	12	1114918	S727	N/R	X347	SC902	SB165	N/A	SC602	SC182
1987-85	427 (7.0L) Eng. M.T.	12	1998248	●S100	SR16	X265	SC206	SB145	N/A	SC218	SC212
1987-85	427 (7.0L) Eng. M.T.	12	1998470	●S100	SR16	X265	N/A	SB145	N/A	SC218	SC212
1987-84	292 (4.8L), 350 (5.7L) Eng.	12	1998256	●S100	SR16	X265	SC206	SB201	N/A	SC218	SC212
1987-84	350 (5.7L), 366 (6.0L) Eng. M.T.	12	1998250	●S100	SR16	X265	SC206	SB145	N/A	SC218	SC212
1987-84	350 (5.7L), 366 (6.0L) Eng. M.T.	12	1998472	●S100	SR16	X265	N/A	SB145	N/A	SC218	SC212
1987-84	350 (5.7L) Eng. M.T.	12	1998257	●S100	SR16	X265	SC206	SB145	N/A	SC218	SC212
1987-83	350 (5.7L) Eng. M.T.	12	1998474	●S100	SR16	X265	SC206	SB145	N/A	SC218	SC212
1987-83	292 (4.8L), 350 (5.7L) Eng. A.T.	12	1998473	●S100	SR16	X265	SC206	SB160	N/A	SC218	SC212
1987-83	6V-92TP, 8V-71N, Cummins 240-400 H.P., 10L Cummins Eng.....	24	1114972	S726	⁹	N/A	N/A	SB165	SB141	SC602	SC182
1987-83	8.2N, 8.2T Eng. ...	12	1990308	S5018	SR28	X397	N/A	SB148 ³¹	SB148	SC941	N/A
1987-83	8.2N, 8.2T Eng. ...	12	1993759	S5131	N/R	X397	N/A	SB148 ³¹	SB148	SC941	N/A

● A Borg-Warner Brand "P" Version Also Available See Inside Back Cover.

⁷ Starters require various numbers of Brushes and Springs. Order as needed.

⁸ SR13 for Solenoids w/Oval Face Plate; SR26 for Solenoids w/Square Face Plate.

⁹ SR14 for Solenoids w/Oval Face Plate; SR27 for Solenoids w/Square Face Plate.

³¹ Use SB163 for Lever Housing Bushing.

⁴¹ Also use SB162 for Lever Housing Bushing.

⁹⁵ Also use SB132 for Lever Housing Bushing.

⁹⁸ Use SC941 for Thrust Washer.

GMC — Cont'd

STARTING SYSTEM PARTS — Cont'd

Year	Model or Engine	Volts	Starter No.	Solenoid Switch	Solenoid Repair Kit	Brush Set ⁷	Brush Spring ⁷	D.E. Bushing	C.E. Bushing	C.E. Washer	Starter Lever
1987-83	292 (4.8L), 350 (5.7L), 366 (6.0L), 427 (7.0L) Eng.	12	1998471, 499, 500	●S100	SR16	X265	SC206	SB145	N/A	SC218	SC212
1987-82	292 (4.8L), 350 (5.7L), 366 (6.0L), 427 (7.0L) Eng.	12	1998249	●S100	SR16	X265	SC206	SB145	N/A	SC218	SC212
1987-81	8V-92T Eng.	12	1109295	S725	*	X372	SC902	SB165	N/A	SC602	SC182
1987-76	350 (5.7L), 366 (6.0L) Eng. M.T.	12	1998501	●S100	SR16	X265	SC206	SB145	N/A	SC218	SC212
1986-81	6-71N, 6-71T, 6V-92TA, 8V-71N, 8V-71T, Cummins 240-400 H.P., 10L Cummins Eng.	12	1114810, 817, 819, 895	S725	*	X377	N/A	SB165 ⁹⁵	SB141	SC602	SC182
1985-84	3208N, 3208T Eng.	12	1990451	S5084	N/R	X395	N/A	SB165 ⁴¹	SB148	SC602 ⁹⁸	N/A
1985-83	3406 Eng.	12	1114937	S727	N/R	X377	N/A	SB165 ⁹⁵	SB141	SC602 ⁹⁸	SC182
1985-83	3406 Eng.	12	1114984	S727	N/R	X377	N/A	SB165 ⁹⁵	SB141	SC602	N/A
1985-83	3406, 6-71N, 6-71T Eng.	12	1114070, 143, 147	S725	*	X347	N/A	SB165	SB141	SC602	SC182
1985-83	6-71N, 6-71T	12	1114105	S725	*	X306	N/A	SB131	SB141	SC602	SC182
1985-81	3208N, 3208T Eng.	12	1114826, 833	S727	N/R	X377	N/A	SB165 ⁹⁵	SB141	SC602 ⁹⁸	SC182
1985-76	3208N, 3208T Eng.	12	1990466	S5084	N/R	X395	N/A	SB165 ⁴¹	SB148	SC602 ⁹⁸	N/A
1984	350 (5.7L), 366 (6.0L), 427 (7.0L) Eng. M.T.	12	1998470, 472	●S100	SR16	X265	SC206	SB145	N/A	SC218	SC212
1984	350 (5.7L) Eng. A.T.	12	1998469	●S100	SR16	X265	SC206	N/A	N/A	SC218	SC212
1984-83	8.2N, 8.2T Eng. ...	12	1114934	S725	*	X377	N/A	SB165 ⁹⁵	SB141	SC602 ⁹⁸	SC182
1984-83	8.2N, 8.2T Eng. ...	12	1990377	S5019	SR29	X395	N/A	SB165 ⁴¹	SB148	SC602 ⁹⁸	N/A
1984-82	366 (6.0L), 427 (7.0L) Eng. M.T.	12	1998248	●S100	SR16	X265	SC206	SB145	N/A	SC218	SC212
1983	350 (5.7L) Eng. A.T.	12	1109068, 1998217	●S100	SR16	X265	SC206	N/A	N/A	SC218	SC212
1983-82	6-71N, 6-71T Eng.	12	1114818, 819	S725	*	X377	N/A	SB165 ⁹⁵	SB141	SC602	SC182

● A Borg-Warner Brand "P" Version Also Available See Inside Back Cover.

⁷ Starters require various numbers of Brushes and Springs. Order as needed.

* SR13 for Solenoids w/Oval Face Plate; SR26 for Solenoids w/Square Face Plate.

⁴¹ Also use SB162 for Lever Housing Bushing.

⁹⁵ Also use SB132 for Lever Housing Bushing.

⁹⁸ Use SC941 for Thrust Washer.

GMC — Cont'd

STARTING SYSTEM PARTS — Cont'd

Year	Model or Engine	Volts	Starter No.	Solenoid Switch	Solenoid Repair Kit	Brush Set ⁷	Brush Spring ⁷	D.E. Bushing	C.E. Bushing	C.E. Washer	Starter Lever
1983-82	292 (4.8L), 350 (5.7L), 366 (6.0L) Eng.	12	1998250, 256, 257	●S100	SR16	X265	SC206	SB145	N/R	SC218	SC212
1983-81	6V-53N, 6V-53T Eng.	12	1114936	S727	N/R	N/A	N/A	SB165	SB141	SC602	SC182
1982	3406 Eng.	12	1114891	S725	*	X377	N/A	SB165 ⁹⁵	SB141	SC602	SC182
1982	350 (5.7L) Eng. M.T.	12	1998258	S682	SR17	X265	SC206	SB102	N/A	SC218	SC212
1982-81	3406 Eng.	12	1114984	S727	N/R	X377	N/A	SB165 ⁹⁵	SB141	SC602	N/A
1982-81	VT-225 Eng.	12	1114937	S727	N/R	X377	N/A	SB165	SB141	SC602 ⁹⁸	SC182
1982-81	4-53T, 8.2L, 8.2T Eng.	12	1114825, 1114934	S725	*	X377	N/A	SB165 ⁹⁵	SB141	SC602 ⁹⁸	SC182
1982-81	427 (7.0L), 454 (7.4L) Eng.	12	1998229	●S100	SR16	X265	SC206	SB145	N/A	SC218	SC212
1981	NTC-290, NTC-350 Eng.	12	1114897	S725	*	X377	N/A	SB165 ⁹⁵	SB141	SC602 ⁹⁸	SC182
1981	350 (5.7L), 366 (6.0L), 427 (7.0L) Eng.	12	1998230, 231	●S100	SR16	X265	SC206	SB145	N/A	SC218	SC212
1981-78	292 (4.8L), 350 (5.7L) Eng.	12	1109078, 079	●S100	SR16	X265	SC206	SB145	N/A	SC218	SC212
1980	8V-92T Eng.	12	1109790	S725	*	X372	SC902	SB165	N/A	SC602	SC182
1980	6V-53T Eng.	12	1114789	S727	N/R	X306	SC902	N/A	SB141	SC602	SC182
1980	4-53T Eng.	12	1114141	S725	*	X347	N/A	SB165	SB141	SC602	SC182
1980	8.2L, 8.2T Eng.	12	1114771	S725	*	X347	SC902	SB165	N/A	SC602	SC182
1980-78	292 (4.8L), 350 (5.7L), 366 (6.0L), 427 (7.0L), 454 (7.4L) Eng.	12	1109075, 076, 077	●S100	SR16	X265	SC206	SB145	N/A	SC218	SC212
1980-76	3208 Eng.	12	1114733	S727	N/R	X347	SC902	N/A	N/A	SC602	SC182
1980-75	3406, 3408, VT-350 Eng.	12	1114086	S725	*	X347	N/A	SB131	SB141	SC602	SC182
1980-72	6V-92T, 8V-71N, 8V-71T, NH-230, NHC-250, NTC-250, NTC-290, NTC-335, NTC-350, NTC-400, V8-903 Eng.	12	1114143	S725	*	X347	N/A	SB165	SB141	SC602	SC182
1980-71	8V-92T, 12V-71 Eng.	24	1109631	S726	⁹	N/A	SC902	SB131	N/A	SC602	SC182

● A Borg-Warner Brand "P" Version Also Available See Inside Back Cover.

⁷ Starters require various numbers of Brushes and Springs. Order as needed.

⁸ SR13 for Solenoids w/Oval Face Plate; SR26 for Solenoids w/Square Face Plate.

⁹ SR14 for Solenoids w/Oval Face Plate; SR27 for Solenoids w/Square Face Plate.

⁹⁵ Also use SB132 for Lever Housing Bushing.

⁹⁸ Use SC941 for Thrust Washer.

GMC — Cont'd

STARTING SYSTEM PARTS — Cont'd

Year	Model or Engine	Volts	Starter No.	Solenoid Switch	Solenoid Repair Kit	Brush Set ⁷	Brush Spring ⁷	D.E. Bushing	C.E. Bushing	C.E. Washer	Starter Lever
1980-71	6-71NE, 6-71T Eng.....	12	1114161	S725	⁸	X347	N/A	SB131	SB141	SC602	SC182
1980-70	6-71, 6-71T, NTC-400 Eng. ...	12	1114178	S725	⁸	X306	N/A	SB131	SB141	SC602	SC182
1979	NTC-350, NTC-400 Eng.....	12	1114086	S725	⁸	X347	N/A	SB131	SB141	SC602	SC182
1979	KTA-450 Eng.....	24	1109961	S726	⁹	N/A	SC902	SB131	N/A	SC602	SC182
1979-67	6V-53, 6V-92T, 8V-71, NTC-350 Eng.....	12	1114101	S727	N/R	X306	N/A	SB131	SB141	SC602	SC182
1978-77	4-53 Eng.....	12	1113243	S120	SR24	X362	SC206	SB148	N/A	SC177	N/A
1978-76	KT-450 Eng.	24	1109772	S726	⁹	N/A	SC902	N/A	N/A	SC602	SC182
1978-69	6V-71, 8V-71 Eng..	12	1114143	S725	⁸	X347	N/A	SB165	SB141	SC602	SC182
1977-76	350 (5.7L), 366 (6.0L), 427 (7.0L) Eng.	12	1109029, 030, 033, 034, 035	●S100	SR16	X265	SC206	SB145	N/A	SC218	SC212
1977-76	366 (6.0L) Eng. ...	12	1109060	●S100	SR16	X358	SC206	SB145	N/A	SC218	SC212
1977-76	292 (4.8L), 350 (5.7L) Eng.	12	1108793	●S100	SR16	X265	SC206	SB102	N/A	SC218	SC212
1977-75	366 (6.0L) Eng. ...	12	1109032	●S100	SR16	X358	SC206	SB145	N/A	SC218	SC212
1976	6V-53 Eng.....	12	1113243	S120	SR24	X362	SC206	SB148	SB138	SC177	N/A
1976	350 (5.7L), 366 (6.0L) Eng.	12	1108753, 754, 1109029, 034	●S100	SR16	X265	SC206	SB145	N/A	SC218	SC212
1976-75	366 (6.0L), 427 (7.0L) Eng.	12	1108752	●S100	SR16	X265	SC206	SB145	N/A	N/A	SC212
1976-75	292 (4.8L), 350 (5.7L), 366 (6.0L) Eng.	12	1108783, 784, 785, 788	●S100	SR16	X265	SC206	SB145	N/A	SC218	SC212
1976-75	292 (4.8L), 366 (6.0L) Eng.	12	1108787, 792	●S100	SR16	X358	SC206	SB145	N/A	SC218	SC212
1976-71	350 (5.7L) Eng. ...	12	1108485	●S100	SR16	X358	SC206	SB160	N/A	SC218	SC212
1975-71	366 (6.0L) Eng. ...	12	1108418	●S100	SR16	X265	SC206	SB145	N/A	SC218	SC212
1975-71	292 (4.8L), 350 (5.7L), 366 (6.0L) Eng.	12	1108486, 487	●S100	SR16	X358	SC206	SB160	N/A	SC218	SC212
1975-68	292 (4.8L), 350 (5.7L) Eng.	12	1108338, 360	●S100	SR10	X265	SC206	SB145	N/A	SC218	SC212
1974	V8-903 Eng.	12	1114113	S727	N/R	X347	N/A	SB131	SB141	SC602	SC182
1974	V8-903 Eng.	12	1114113	S727	N/R	X347	N/A	SB131	SB141	SC602	SC182

● A Borg-Warner Brand "P" Version Also Available See Inside Back Cover.

⁷ Starters require various numbers of Brushes and Springs. Order as needed.

⁸ SR13 for Solenoids w/Oval Face Plate; SR26 for Solenoids w/Square Face Plate.

⁹ SR14 for Solenoids w/Oval Face Plate; SR27 for Solenoids w/Square Face Plate.

GMC — Cont'd

STARTING SYSTEM PARTS — Cont'd

Year	Model or Engine	Volts	Starter No.	Solenoid Switch	Solenoid Repair Kit	Brush Set ⁷	Brush Spring ⁷	D.E. Bushing	C.E. Bushing	C.E. Washer	Starter Lever
1974	DH-478 Eng.....	12	1113397	N/A	N/R	X347	N/A	SB148	N/A	SC177	N/A
1974	478 S/N (7.8L) Eng.....	12	1113233	S120	SR24	X362	SC206	SB148	N/A	SC177	N/A
1974-73	432 (7.1L), 478 (7.8L) Eng.....	12	1109146	●S100	SR16	X291	SC206	SB201	N/A	SC177	SC212
1974-73	432 (7.1L), 478 (7.8L) Eng.....	12	1107550	●S100	SR16	X291	SC206	SB201	SB138	SC177	SC212
1974-73	305 (5.0L), 379 (6.2L), 427 (7.0L) Eng.....	12	1108484, 486	●S100	SR16	X358	SC206	³³	N/A	SC218	SC212
1974-73	305 (5.0L) Eng....	12	1108483	●S100	SR16	X265	SC206	³³	N/A	SC218	SC212
1974-71	366 (6.0L) Eng....	12	1108488	●S100	SR16	X358	SC206	³³	N/A	SC218	SC212
1974-71	292 (4.8L), 350 (5.7L) Eng.....	12	1108425	●S100	SR16	X358	SC206	SB145	N/A	SC218	SC212
1974-68	250 (4.1L), 350 (5.7L) Eng.....	12	1108362, 368	●S100	SR10	X265	SC206	SB145	N/A	SC218	SC212
1973-70	DH-478 Eng.....	12	1113686	N/A	N/R	X347	N/A	SB148	N/A	SC177	N/A
1973-70	478 S/N (7.8L) Eng.....	12	1113171	S120	SR24	X291	SC206	SB148	SB138	SC177	N/A
1972-71	250 (4.1L), 351 (5.8L), 401 (6.6L), 427 (7.0L) Eng.....	12	1108484, 486	●S100	SR16	X358	SC206	³³	N/A	SC218	SC212
1972-71	351 (5.8L) Eng....	12	1108483	●S100	SR16	X265	SC206	³³	N/A	SC218	SC212
1972-71	351 (5.8L) Eng....	12	1108360	●S100	SR10	X265	SC206	SB145	N/A	SC218	SC212
1972-65	478 (7.8L), 637 (10.4L) Eng.....	12	1107586	●S100	SR16	X291	SC206	SB201	SB138	SC177	SC212
1971	6-71 Eng.....	12	1114163	S725	⁸	X347	N/A	SB131	SB141	SC602	SC182
1971-69	427 (7.0L) Eng....	12	1108357, 363	●S100	SR10	X358	SC206	N/A	N/A	SC218	SC212
1971-69	250 (4.1L), 292 (4.8L), 350 (5.7L), 350 (5.8L), 366 (6.0L) Eng.....	12	1108364, 369, 370, 372	●S100	SR10	X358	SC206	SB145	N/A	SC218	SC212
1971-66	DH-637 Eng.....	12	1114121	S727	N/R	X306	N/A	SB165	SB141	SC602	SC182
1971-66	351 (5.8L), 401 (6.6L) Eng.....	12	1107376	●S100	SR16	X358	SC206	N/A	SB138	SC218	SC212
1971-66	305 (5.0L), 351 (5.8L), 401 (6.6L) Eng.....	12	1107371	●S100	SR16	X358	SC206	N/A	N/A	SC218	SC212
1971-66	305 (5.0L), 351 (5.8L) Eng.....	12	1107375	●S100	SR16	X265	SC206	SB102	N/A	SC218	SC212

● A Borg-Warner Brand "P" Version Also Available See Inside Back Cover.

⁷ Starters require various numbers of Brushes and Springs. Order as needed.

⁸ SR13 for Solenoids w/Oval Face Plate; SR26 for Solenoids w/Square Face Plate.

³³ 1st Design requires SB145 — .50 length x .52 O.D.; 2nd Design requires SB160 — .62 length x .60 O.D.

GMC — Cont'd

STARTING SYSTEM PARTS — Cont'd

Year	Model or Engine	Volts	Starter No.	Solenoid Switch	Solenoid Repair Kit	Brush Set ⁷	Brush Spring ⁷	D.E. Bushing	C.E. Bushing	C.E. Washer	Starter Lever
1970-69	NH-230, NHC-250, NHTC-270, NTC-335 Eng.	12	1114074, 143	S725	*	X347	SC902	SB131	SB141	N/A	SC182
1970-69	6-71N Eng.	12	1114135	S725	*	X306	N/A	SB165	SB141	SC602	SC182
1970-69	6-71N Eng.	12	1114147	S725	*	X347	N/A	SB165	SB141	SC602	SC182
1970-68	6-71 Eng.	12	1114070	S725	*	X347	SC902	SB131	SB141	N/A	SC182
1970-64	8V-71 Eng.	12	1114074	S725	*	X347	SC902	SB131	SB141	N/A	SC182
1970-63	6-71 Eng.	12	1114105	S725	*	X306	SC902	SB131	SB141	N/A	SC182
1969-66	D-351, D-478 Eng.	12	1113659	S120	SR24	N/A	SC206	SB148	SB138	N/A	N/A
1968-66	D-351 Eng.	12	1107591	●S100	SR16	X291	N/A	N/A	SB138	N/A	SC212
1967-66	250 (4.1L), 292 (4.8L) Eng.	12	1107274, 497	●S100	SR16	X265	SC206	SB102	SB0	SC218	SC212
1967-63	6V-71 Eng.	12	1114107	S725	*	X306	SC902	SB131	SB141	N/A	SC182
1966	6V-53 Eng.	12	1114101	S727	N/R	X306	SC902	SB131	SB141	N/A	SC182
1966	DH-478 Eng.	12	1113379	S727	N/R	X362	N/A	N/A	SB138	N/A	SC182
1966	351 (5.8L) Eng.	12	1107752	●S100	SR16	X358	SC206	N/A	SB138	SC218	SC212
1966	250 (4.1L) Eng.	12	1107247, 273	●S100	SR16	X265	SC206	SB102	SB0	SC218	SC212
1965-64	D-351, D, DH-478 Eng.	12	1107575	●S100	SR16	X291	SC206	N/A	SB138	N/A	SC212
1965-64	D-351, D, DH-478 Eng.	12	1113659	S120	SR24	X362	SC206	SB148	SB138	N/A	N/A
1965-64	D-351, D, DH-478 Eng.	12	1113379	S727	N/R	X362	SC206	N/A	SB138	N/A	SC182
1965-64	305 (5.0L), 351 (5.8L), 401 (6.6L), 478 (7.8L) Eng.	12	1107751	●S100	SR16	X265	SC206	SB102	SB0	SC218	SC212
1965-64	351 (5.8L), 401 (6.6L) Eng.	12	1107752	●S100	SR16	X358	SC206	N/A	SB138	SC218	SC212
1965-63	702 (11.5L) Eng.	12	1113169	S120	SR24	N/A	SC206	SB148	SB138	SC218	N/A
1964-63	8V-71 Eng.	12	1114068	N/A	N/R	X347	SC902	SB131	SB141	N/A	SC182
1964-63	6V-71 Eng.	12	1114019	N/A	N/R	X346	SC902	N/A	SB141	N/A	N/A
1964-63	478 (7.8L) Eng.	12	1107550	●S100	SR16	X291	SC206	N/A	SB138	SC218	SC212
1963	305 (5.0L), 351 (5.8L), 401 (6.6L), 478 (7.8L) Eng.	12	1107752	●S100	SR16	X358	SC206	N/A	SB138	SC218	SC212
1963	305 (5.0L) Eng.	12	1107751	●S100	SR16	X265	SC206	SB102	SB0	SC218	SC212
1962	8V-71 Eng.	12	1114068	N/A	N/R	X347	SC902	N/A	SB141	N/A	SC182
1962	6-71, 6V-71 Eng. ...	12	1114051, 105, 107	S725	*	X306	SC902	SB131	SB141	N/A	SC182
1962	6-71, 6V-71 Eng. ...	12	1114011, 019, 048	S905	N/R	X346	SC902	N/A	SB141	N/A	N/A
1962	478 (7.8L) Eng.	12	1107252	S88	SR12	X265	SC206	SB137	SB0	SC218	N/A

● A Borg-Warner Brand "P" Version Also Available See Inside Back Cover.

⁷ Starters require various numbers of Brushes and Springs. Order as needed.

⁸ SR13 for Solenoids w/Oval Face Plate; SR26 for Solenoids w/Square Face Plate.

GMC — Cont'd

STARTING SYSTEM PARTS — Cont'd

Year	Model or Engine	Volts	Starter No.	Solenoid Switch	Solenoid Repair Kit	Brush Set ⁷	Brush Spring ⁷	D.E. Bushing	C.E. Bushing	C.E. Washer	Starter Lever
1962	478 (7.8L) Eng. ...	12	1107550	●S100	SR16	X291	SC206	N/A	SB138	SC218	SC212
1962	478 (7.8L) Eng. ...	12	1107843	S92	SR12	N/A	SC204	SB65	SBO	SC218	N/A
1962	478 (7.8L) Eng. ...	12	1108251	●S100	SR10	X145	SC204	N/A	SB138	SC218	SC212
1962-60	351 (5.8L), 401 (6.6L) Eng.	12	1107752	●S100	SR16	X358	SC206	N/A	SB138	SC218	SC212
1962-60	305 (5.0L) Eng. ...	12	1107751	●S100	SR16	X265	SC206	SB102	SBO	SC218	SC212
1962-60	702 (11.5L) Eng. ...	12	1113114	S120	SR24	X362	SC206	SB148	SB138	SC218	N/A
1961-60	6V-71 Eng.	12	1114051	S725	⁸	X306	SC902	SB131	SB141	N/A	SC182
1961-60	6V-71 Eng.	12	1114068	N/A	N/R	X347	SC902	N/A	SB141	N/A	N/A
1961-58	4-71, 6-71	12	1114011, 048	S905	N/R	X346	SC902	N/A	SB141	N/A	N/A
1959-58	503 (8.2L) Eng. ...	12	1108545, 547	S92	SR12	N/A	SC204	N/A	SB138	SC218	N/A
1959-58	302 (5.0L), 336 (5.5L), 370 (6.1L) Eng.	12	1107681, 683	●S100	SR16	X265	SC206	SB102	SB138	SC218	SC212
1959-58	302 (5.0L) Eng. ...	12	1108164	S92	SR12	N/A	SC204	SB138 ¹⁰	N/A	SC218	N/A
1957	4-71, 6-71 Eng.	12	1108835, 1109810	S905	N/R	X346	SC902	N/A	SB141	N/A	N/A
1957	503 (8.2L) Eng. ...	12	1108545, 547	S92	SR12	N/A	SC204	N/A	SB138	SC218	N/A
1957	302 (5.0L), 336 (5.5L), 347 (5.7L), 370 (6.1L) Eng.	12	1107655, 681	●S100	SR16	X265	SC206	SB102	SBO	SC218	SC212
1957	302 (5.0L) Eng. ...	12	1108164	S92	SR12	N/A	SC204	SB138 ¹⁰	N/A	SC218	N/A
1956	4-71, 6-71	12	1108835	S905	N/R	X346	SC902	N/A	SB141	N/A	N/A
1956	503 (8.2L) Eng. ...	12	1108545, 546	S92	SR12	N/A	SC204	N/A	SB138	SC218	N/A
1956	302 (5.0L), 316 (5.2L), 324 (5.3L) Eng.	12	1107655	●S100	SR16	X265	SC206	SB102	SBO	SC218	SC212
1956	302 (5.0L) Eng. ...	12	1108164	S92	SR12	N/A	SC204	SB138 ¹⁰	N/A	SC218	N/A
1956-55	4-71, 6-71 Eng.	12	1109802, 810	S905	N/R	X346	SC902	N/A	SB141	N/A	N/A
1955	426 (7.0L), 503 (8.2L) Eng.	6	1108645	N/A	N/R	X145	SC204	SB137 ¹⁰	SB138	SC218	N/A
1955	426 (7.0L), 503 (8.2L) Eng.	6	1108466	S84	SR15	X145	SC204	N/A ¹⁰	SB138	SC218	N/A
1955	426 (7.0L), 503 (8.2L) Eng.	12	1108542, 543	N/A	SR10	N/A	SC204	N/A	SB138	SC218	N/A
1955	360 (5.9L) Eng. ...	6	1108040	S84	SR15	X145	SC204	SB138 ¹⁰	N/A	SC218	N/A

● A Borg-Warner Brand "P" Version Also Available See Inside Back Cover.

⁷ Starters require various numbers of Brushes and Springs. Order as needed.

⁸ SR13 for Solenoids w/Oval Face Plate; SR26 for Solenoids w/Square Face Plate.

¹⁰ Also use SB135 Intermediate Bushing.

GMC — Cont'd

STARTING SYSTEM PARTS — Cont'd

Year	Model or Engine	Volts	Starter No.	Solenoid Switch	Solenoid Repair Kit	Brush Set ⁷	Brush Spring ⁷	D.E. Bushing	C.E. Bushing	C.E. Washer	Starter Lever
1955	270 (4.4L), 302 (5.0L), 360 (5.9L) Eng.	12	1108128, 151, 156	N/A	SR10	N/A	SC204	SB138 ¹⁰	N/A	SC218	N/A
1955	324 (5.3L) Eng.	12	1107639	S88	SR12	X265	SC206	SB102 ¹⁰	S80	SC218	N/A
1955	270 (4.4L), 302 (5.0L) Eng.	6	1107960, 1108001	S83	SR15	X145	SC204	SB138 ¹⁰	N/A	SC218	N/A
1955	270 (4.4L) Eng.	6	1107418	S24	N/R	X145	SC204	SB138 ¹⁰	N/A	SC218	N/A
1955	270 (4.4L) Eng.	12	1108676	S24	N/R	N/A	SC204	SB138 ¹⁰	N/A	SC218	N/A
1955-53	228 (3.8L), 248 (4.1L) Eng.	6	1107135	S83	SR15	X145	SC204	SB65	N/A	SC218	N/A
1955-52	228 (3.8L), 248 (4.1L) Eng.	6	1107108	S24	N/R	X145	SC204	SB65	S80	SC218	N/A
1954-53	248 (4.1L), 302 (5.0L) Eng.	6	1107960, 1108001	S83	SR15	X145	SC204	SB138 ¹⁰	N/A	SC218	N/A
1954-52	3-71, 4-71, 6-71 Eng.	12	1108835	N/A	N/R	X346	SC902	N/A	SB141	N/A	N/A
1954-52	270 (4.4L), 302 (5.0L), 360 (5.9L) Eng.	6	1107418, 906	S24	N/R	X145	SC204	SB138 ¹⁰	N/A	SC218	N/A
1954-52	302 (5.0L) Eng.	12	1108128	N/A	SR10	N/A	SC204	N/A	SB138	SC218	N/A
1954-51	228 (3.8L), 248 (4.1L) Eng.	6	1107102, 109	S83	SR15	X145	SC204	SB65	S80	SC218	N/A
1954-49	4-71, 6-71 Eng.	12	1108816	S905	N/R	X346	SC902	N/A	SB141	N/A	N/A
1954-49	426 (7.0L), 503 (8.2L) Eng.	6	1108451	S24	N/R	X145	SC204	SB106	SB138	SC218	N/A
1954-49	426 (7.0L), 503 (8.2L) Eng.	6	1108458	S84	SR15	X145	SC204	SB106	SB138	SC218	N/A
1954-49	426 (7.0L), 503 (8.2L) Eng.	12	1108531	S84	SR15	N/A	SC204	N/A	SB138	SC218	N/A
1954-49	426 (7.0L), 503 (8.2L) Eng.	12	1108539	N/A	N/R	N/A	SC204	N/A	SB138	SC218	N/A
1954-49	302 (5.0L), 360 (5.9L) Eng.	12	1108104, 151, 676	S24	N/R	N/A	SC204	SB138 ¹⁰	N/A	SC218	N/A
1952	228 (3.8L), 302 (5.0L) Eng.	6	1107960, 1108001	S83	SR15	X145	SC204	SB138 ¹⁰	N/A	SC218	N/A
1952-49	228 (3.8L), 248 (4.1L) Eng.	6	1107055	S24	N/R	X145	SC204	SB65	N/A	SC218	N/A
1952-49	228 (3.8L), 248 (4.1L) Eng.	6	1107075	S83	SR15	X145	SC204	SB65	N/A	SC218	N/A
1951	318 (5.2L), 360 (5.9L) Eng.	6	1107948	S84	SR15	X145	SC204	SB138 ¹⁰	N/A	SC218	N/A
1951	228 (3.8L), 248 (4.1L) Eng.	6	1107103	S24	N/R	X145	SC204	SB65	S80	SC218	N/A

⁷ Starters require various numbers of Brushes and Springs. Order as needed.

¹⁰ Also use SB135 Intermediate Bushing.

GMC — Cont'd

STARTING SYSTEM PARTS — Cont'd

Year	Model or Engine	Volts	Starter No.	Solenoid Switch	Solenoid Repair Kit	Brush Set ⁷	Brush Spring ⁷	D.E. Bushing	C.E. Bushing	C.E. Washer	Starter Lever
1951-49	318 (5.2L), 360 (5.9L) Eng.	12	1108127	N/A	N/R	N/A	SC204	SB138 ¹⁰	N/A	SC218	N/A
1951-49	248 (4.1L), 270 (4.4L), 318 (5.2L), 360 (5.9L) Eng.	6	1107418, 906	S24	N/R	X145	SC204	SB138 ¹⁰	N/A	SC218	N/A
1951-49	248 (4.1L), 270 (4.4L) Eng.	6	1107960	S83	SR15	X145	SC204	SB138 ¹⁰	N/A	SC218	N/A
1950-49	318 (5.2L), 360 (5.9L) Eng.	6	1107948	S84	SR15	X145	SC204	SB138 ¹⁰	N/A	SC218	N/A

STARTER DRIVES

Year	Model or Engine	Part No.	Year	Model or Engine	Part No.
1998-97	All Eng. All Models w/Str. 1113296	SD282	1978-69	All Eng. All Models w/Str. 1113171, 1113243 ..	SD282
1998-81	All Eng. All Models w/Str. 1990308, 1993759, 1993850, 1993963	SD914	1978-66	6 Cyl. All Eng. P Models & Light Duty Trucks w/Gas Eng.	SD207
1996-65	All Eng. All Models w/Str. 1107247, 1107273, 1107274, 1107320, 1107365, 1107369, 1107370, 1107371, 1107372, 1107375, 1107376, 1107399, 1107496, 1107497, 1108338, 1108350, 1108352, 1108357, 1108360, 1108361, 1108362, 1108363, 1108364, 1108365, 1108366, 1108367, 1108368, 1108369, 1108370, 1108371, 1108372, 1108375, 1108385, 1108400, 1108418, 1108425, 1108427, 1108428, 1108430, 1108450, 1108479, 1108480, 1108481, 1108483, 1108484, 1108485, 1108486, 1108487, 1108488, 1108502, 1108518, 1108520, 1108522, 1108746, 1108747, 1108748, 1108752, 1108753, 1108761, 1108784, 1108787, 1109024, 1109025, 1109029, 1109030, 1109032, 1109033, 1109034, 1109035, 1109060, 1109064, 1109065, 1109066, 1109068, 1109075, 1109076, 1109077, 1109078, 1109079, 1875687, 1998217, 1998229, 1998230, 1998231, 1998248, 1998249, 1998250, 1998256, 1998257, 1998469, 1998470, 1998471, 1998472, 1998473, 1998474, 1998594, 1998595, 1998596, 10455309, 10455310, 10455311, 10455335 ..	SD207	1978-66	8 Cyl. All Eng. P Models & Light Duty Trucks w/Gas Eng.	SD207
1991-83	All Eng. All Models w/Str. 1998499, 1998500, 1998501	SD302	1976-74	8 Cyl. 455 Eng. Motor Home w/Str. 1108518 ..	SD207
1990-65	All Eng. All Models w/Str. 1113379, 1114121, 1114141, 1114733, 1114825, 1114826, 1114833, 1990302, 1990304, 1990451, 1990466, 10479003	SD489	1976-66	6 Cyl. 305 Eng. All Models	SD207
1988-73	All Eng. All Models w/Str. 1109295, 1109631, 1109772, 1109790, 1109961, 1109979, 1114070, 1114086, 1114096, 1114105, 1114113, 1114143, 1114147, 1114161, 1114178, 1114810, 1114817, 1114818, 1114819, 1114891, 1114895, 1114897, 1114918, 1114937, 1114938, 1114939, 1114940, 1114972, 1114984, 1990261, 1990354, 1990369, 1990391, 1990431, 1990449, 1990483, 1990484	SD486	1976-66	8 Cyl. 351, 401 Eng. All Models	SD207
			1976-66	All Toroflow Diesel D3500, 4000, 7500, 9500A, w/D351, D478 Eng.	SD279
			1976-66	All Toroflow Diesel D3500, 4000, 7500, 9500A, w/D637 Eng. w/Str. 1114121	SD489
			1976-65	All Eng. 6500 w/PG, w/Str. 1107274, 1107371	SD207
			1976-65	All Eng. 6500 w/Std. Trans. w/Str. 1107586 ...	SD302
			1976-64	All Eng. D3500, 4000, 5000 w/Str. 1107575 ...	SD279
			1976-64	All Eng. Handi-Van G1000, 1100, 1500, 2500, P1000, 1500, 2500	SD207
			1976-60	All Eng. All Models w/Str. 1114051, 1114070, 1114074, 1114078, 1114105, 1114107, 1114135, 1114137, 1114143	SD486
			1974-73	All Eng. All Models w/Str. 1109146	SD302
			1972-67	All Eng. 7500A, 9500A w/6-71, 6V-71, 8V-71 ...	SD486
			1972-67	All Eng. P Models w/Detroit Diesel 3-53	SD282
			1969-60	All Eng. 7000, 9000 Gas w/Str. 1113114	SD302
			1969-60	All Eng. All 1000 thru 6000 w/Std. Trans.	SD204
			1965-63	All Eng. 6500 w/Std. Trans. w/Str. 1107550 ...	SD221
			1962-60	All Eng. P1500, P2500 w/Hydra. Trans.	SD212
			1962-60	All Eng. P1500, P2500 w/Std. Trans.	SD204
			1959-57	All Eng. 100-370 w/Hydra. Trans.	SD212
			1959-57	All Eng. 100-370 w/Std. Trans.	SD204
			1959-56	8 Cyl. 370, 503 Eng. 600-800 Series	SD221
			1956	All Eng. 100-600 Series w/Hydra. Trans.	SD212
			1956	All Eng. 100-600 Series w/Std. Trans.	SD204
			1955-47	All Eng. All Models Exc. 426, 503 Eng.	SD212

⁷ Starters require various numbers of Brushes and Springs. Order as needed.

¹⁰ Also use SB135 Intermediate Bushing.

GMC — Cont'd

SWITCHES/RELAYS/LIGHT SOCKETS & CONNECTORS

CONNECTORS & LIGHT SOCKETS

Year	Model or Engine	Part No.	Year	Model or Engine	Part No.
ALTERNATOR CONNECTOR			VEHICLE SPEED SENSOR CONNECTOR — Cont'd		
1978-73	All w/1102944, 945 Alt.	PT69	1998-96	C-60, 70 w/M.T., w/Black 2 Pin Terminals	PT191
1978-71	All w/1100838 Alt.	PT69	1997-96	B-70 w/M.T., w/Black 2 Pin Terminals	PT191
1978-69	All w/1100849 Alt.	PT69	1996-92	P-60 w/AT545 Auto. Trans.	PT177
1978-69	All w/1100842 Alt.	PT69	1996-90	C-60 w/AT542 Auto. Trans.	PT177
1977-75	All w/1102943 Alt.	PT69	1996-90	C-60, 70 w/AT545, MT643D, MT653DRD Auto. Trans.	PT177
1967-65	All w/1100688, 689, 690 Alt.	PT69	1996-90	C-70 w/MT643G, MT653DRG Auto. Trans.	PT177
1964-63	All w/1100628, 629, 633 Alt.	PT69	1995-93	B-70 w/366 (6.0L) Eng.	PT177
1962	All w/1100633, 642 Alt.	PT69	1995-93	B-70 w/Cat. 3116 Eng.	PT177
1962	All w/1100600, 601 Alt.	PT69	VOLTAGE REGULATOR CONNECTOR		
BACKUP LIGHT CONNECTOR			1991-88	All w/1101306 Alt.	PT68
1994-93	B-70 M.T.	PT177	1991-88	All w/1101252 Alt.	PT68
COOLANT TEMPERATURE SENSOR CONNECTOR			1991-80	All w/1100096 Alt.	PT68
1998-97	C-60, 70 w/395 (F) (6.5L) Eng.	PT191	1991-80	All w/1100216 Alt.	PT68
1997	B-70 w/395 (F) (6.5L) Eng.	PT191	1991-73	All w/1101061 Alt.	PT68
1996-92	C-60, 70 w/366 (6.0L), 427 (7.0L) Eng.	PT191	1991-69	All w/1105360 Alt.	PT68
1991-90	C-50, 60, 70 w/366 (6.0L), 427 (7.0L) Eng.	PT191	1990-86	All w/1100095 Alt.	PT68
1990-89	366 (6.0L) Eng. w/T.B.I.	PT191	1990-84	All w/1100094 Alt.	PT68
DIMMER SWITCH CONNECTOR			1990-84	All w/1105366 Alt.	PT68
1990-79	All w/Floor Mounted Switch	PT63	1990-84	All w/10479865 Alt.	PT68
1978-73	All Exc. Rear Eng. School Bus	PT63	1990-83	All w/1105351 Alt.	PT68
1972-61	All Exc. Forward Control, Tilt Cab	PT63	1990-83	All w/1105332, 333 Alt.	PT68
HEADLIGHT CONNECTOR			1990-80	All w/1101058 Alt.	PT68
1995-70	All 2 Prong w/Fibre Optics	PT122	1990-80	All w/10479825 Alt.	PT68
1995-70	All 3 Prong w/Fibre Optics	PT121	1989	All w/1101308 Alt.	PT68
1995-40	All 2 Prong w/o Fibre Optics	PT31	1989	All w/1101322 Alt.	PT68
1995-40	All 3 Prong w/o Fibre Optics	PT20	1988-84	All w/1101307 Alt.	PT68
HORN CONNECTOR			1988-84	All w/1100250, 1105511 Alt.	PT68
1998-92	C-60, 70 w/366 (6.0L), 427 (7.0L) Eng.	PT177	1987-76	All w/1101020 Alt.	PT68
1996-93	B-70	PT177	1984-79	All w/1101040 Alt.	PT68
1996-92	P-60	PT177	1983-80	All w/1101042 Alt.	PT68
1991-90	C-50, 60, 70	PT177	1983-80	All w/1100095 Alt.	PT68
MANIFOLD AIR PRESSURE SENSOR CONNECTOR			1983-79	All w/1101059, 1103060, 061, 069 Alt.	PT68
1998-97	F-60, 70 w/366 (6.0L) Eng.	PT180	1982-80	All w/1103071 Alt.	PT68
1998-90	C-50, 60, 70 w/366 (6.0L), 427 (7.0L) Eng., w/3 Leads	PT180	1982-79	All w/1101039, 041, 1103070 Alt.	PT68
1997	B-70 w/366 (6.0L) Eng.	PT180	1982-75	All w/1102497, 499, 848, 849, 1103046	PT68
1996-92	P-60 w/366 (6.0L), 427 (7.0L) Eng.	PT180	1982-73	All w/1101029, 030 Alt.	PT68
MASTER CYLINDER FLUID LEVEL SENSOR CONNECTOR			1980	All w/1105193 Alt.	PT68
1996-90	C-50, 60, 70 w/Black 2 Pin Terminals	PT191	1981-80	All w/1100094 Alt.	PT68
1994-93	C-60, 70	PT177	1978	All w/1102474 Alt.	PT68
PARK & TURN SIGNAL CONNECTOR			1978-73	All w/1100544, 1101022, 1102352, 894 Alt.	PT68
1998-97	B-70	PT175	1978-73	All w/1102944, 945 Alt.	PT66
1998-97	F-60, 70	PT175	1978-71	All w/1100838 Alt.	PT66
1995-93	B-70	PT175	1978-69	All w/1100849 Alt.	PT66
SIDE MARKER LAMP SOCKET			1978-69	All w/1100842 Alt.	PT66
1972-68	45, 55, 65 Series	PT60	1977-75	All w/1102943 Alt.	PT66
TEMPERATURE SENDER CONNECTOR			1976	All w/1102396 Alt.	PT68
1997	C-60, 70 w/395 (F) (6.5L) Eng., w/Gauge	PT191	1975-71	All w/1100547, 548 Alt.	PT68
TRANSMISSION SPEED SENSOR CONNECTOR			1970	All w/1100897, 899 Alt.	PT68
1998-96	C-60, 70 w/Cat. 3116 Eng.	PT191	1969	All w/1100825, 833 Alt.	PT68
VEHICLE SPEED SENSOR CONNECTOR			1968-66	All w/1100694, 696, 750 Alt.	PT66
1998-97	F-60, 70 w/M.T., w/Black 2 Pin Terminals	PT191	1967-65	All w/1100688, 689, 690 Alt.	PT66
			1964-63	All w/1100628, 629, 633 Alt.	PT66
			1962	All w/1100633, 642 Alt.	PT66

GMC — Cont'd

SWITCHES/RELAYS/LIGHT SOCKETS & CONNECTORS — Cont'd

RELAYS

Year	Model or Engine	Part No.	Year	Model or Engine	Part No.
A/C BLOWER CUTOUT RELAY			FUEL PUMP RELAY — Cont'd		
1972-70	H, J, M-90	R367	1997-93	B-70 w/366 (6.0L) Eng. Exc. Leaded Fuel	R3113
1972-70	427 (7.0L) Eng. 60 Series Conventional & Tandem w/Step Fuel Tank	R367	1996-92	P-60	R3117
1972-66	H, J-70, 80	R352	HEADLIGHT RELAY		
1969-64	40, 50, 60 Series	R353	1998-97	B-70 w/Daytime Running Lamp	R3113
A/C BLOWER RELAY			1998-96	C-60, 70 w/366 (6.0L), 427 (7.0L) Eng., w/Daytime Running Lamp	R3117
1997-90	C-50, 60, 60 w/366 (6.0L), 427 (7.0L) Eng.	R3117	1998-96	C-60, 70 w/Cat. 3116 Eng., w/Daytime Running Lamp	R3117
1997-90	C-60, 70	R3117	1996	B-70 Export w/Daytime Running Lamp	R3113
1997-90	C-50, 60, 70 w/Cat. 3116 Eng.	R3117	1996	P-60 Export w/Daytime Running Lamp	R3117
1991-90	C-50	R3117	1995	C-60, 70 w/366 (6.0L), 427 (7.0L) Eng.	R3117
A/C COMPRESSOR RELAY			1991-90	B-60 School Bus Export w/Daytime Running Lamp	R4005
1998-96	C-60, 70 w/366 (6.0L), 427 (7.0L) Eng.	R3111	1990	S-70 School Bus Export w/Daytime Running Lamp	R4005
1997-96	C-60, 70 w/Cat. 3116 Eng.	R3111	HORN RELAY		
1995-90	C-60, 70	R4005	1998-93	B-70	R3113
1991	C-60, 70	R3117	1997-90	C-60, 70 w/366 (6.0L), 427 (7.0L) Eng.	R3117
1991-90	C-50	R4005	1997-90	C-50, 60, 70	R3117
A/C WIRING RELAY			1996-92	P-60	R3117
1977-73	CE, CM, ME, MM-50, 60, 65	R365	1991-83	B-60, S-70 School Bus	R636
ACCESSORY DELAY RELAY			1990-79	C-50, 60, 70	R636
1994-93	C-60, 70 Exc. U-Haul Fleet	R3117	1980-79	C-50, B, C-60, C-70	R245
ACCESSORY RELAY			1977-76	CD, CE, CS, ME-50, 60, 65	R245
1998-97	B-70 w/Davco Heated Fuel Water Separator	R3117	1977-73	Motor Home w/Olds Eng.	R219
1998-90	C-60, 70 w/366 (6.0L), 427 (7.0L) Eng.	R3117	1975-73	CE, CS, ME, SE, SS-50, 60, 65	R387
1997	C-60, 70 w/Cat. 3116 Eng.	R3117	1972-68	40, 50, 60 Series Exc. Tilt Cab	R169
1991-90	C-50	R3117	1972-66	401M (6.6L), 478M (7.8L), 6V-53 Eng. 70 Series Tilt Cab	R208
1987	W-60	R3029	1967	40, 50, 60 Series Exc. Tilt Cab w/H.D. Wiring	R217
1987-86	W-70	R3029	1967	40 Series Forward Control	R169
COOLANT FAN RELAY			1967-65	40, 50, 60 Series Tilt Cab w/H.D. Wiring	R169
1997	C-60, 70 w/395 (F) (6.5L) Eng.	R3111	1966-65	40, 50, 60 Series Tilt Cab Exc. H.D. Wiring	R208
1996	C-60, 70 w/4 Pin Terminals	R3111	1966-65	D, DH-478 Eng. 60 Series Tandem	R208
1996-90	C-50, 60, 70 w/5 Pin Terminals	R3117	1966-63	40 Thru 80 Series Exc. D-351, D, DH-478 Eng.	R208
ELECTRONIC BRAKE CONTROL INDICATOR LAMP RELAY			1965	D351, D, DH-478 Eng. 40 Thru 80 Series	R169
1998-95	B-70 w/Air Brakes, w/Antilock Brakes	R3113	1962-57	All	R169
1998-95	C-60, 70 w/Antilock Brakes	R3110	1956-54	All 12 Volt	R132
ELECTRONIC BRAKE CONTROL RELAY			1954-41	All 6 Volt	R102
1998-97	C-60, 70 w/Front & Rear Antilock Brakes	R3114	IGNITION RELAY		
1998-97	C-60, 70	R3111	1998-93	B-70	R3113
1998-97	F-60, 70	R3111	1997	C-60, 70 w/395 (F) (6.5L) Eng., w/Hydraulic Brakes	R3117 ²³
1998-95	B-70 w/Air Brakes, w/Antilock Brakes	R3109	1997-95	C-60, 70 w/366 (6.0L), 427 (7.0L) Eng.	R3117 ²³
1997	B-70 w/Eaton Rear Axle	R3111	1997-95	C-60, 70 w/Cat. 3116 Eng. Exc. Side Door Electric Lock	R3117 ²³
1997	F-60, 70 w/Cat. 3116 Eng., w/A.T., w/Electric Shift	R3111	1997-90	C-50, 60, 70	R3117
1996-95	C-60, 70 w/Antilock Brakes	R3107	1996-92	P-60 w/366 (6.0L), 427 (7.0L) Eng.	R3117
ETHER INJECTOR CONTROL VALVE RELAY			INSTRUMENT PANEL WIRING RELAY		
1998-93	B-70 w/Cat. 3116 Eng.	R3113	1997-90	C-60, 70	R3117
FAST IDLE SOLENOID RELAY			1991-90	B-60 School Bus w/8.2N Eng.	R4005
1988	350 (5.7L), 366 (6.0L), 427 (7.0L) Eng. C-50, C-60, C-70 w/Emission Pkg.	R3012	PARKING BRAKE WARNING RELAY		
FOG LAMP RELAY			1997-90	C-60, 70	R3117
1997-92	C-60, 70	R3105	1997-90	C-60, 70	R3117
1996-90	C-50, 60, 70 w/Auxiliary All Weather Lamp	R3117	1991-90	C-50	R3117
1995	C-60, 70 Exc. Electronic Eng. Control System	R4005	PARKING LAMP RELAY		
FUEL HEATER RELAY			1996-92	P-60	R3117
1998-97	C-60, 70	R3117	POWER BRAKE BOOSTER PUMP RELAY		
1998-97	B-70	R3117	1996	B-70 w/Hydraulic Brakes	R3109
1996-90	C-50, 60, 70	R3117	1996	C-60, 70 w/Green 4 Pin Terminals	R3106
FUEL PUMP RELAY			1996-93	C-60, 70 w/Gray 4 Pin Terminals	R3111
1998	B-70 Exc. Leaded Fuel	R3113	1996-92	P-60 w/Hydraulic Brakes	R4005
1998-97	F-60, 70	R3111			

²³ Two required.

GMC — Cont'd

SWITCHES/RELAYS/LIGHT SOCKETS & CONNECTORS — Cont'd

RELAYS — Cont'd

Year	Model or Engine	Part No.	Year	Model or Engine	Part No.
POWER BRAKE BOOSTER PUMP RELAY — Cont'd			STEREO SPEAKER RELAY — Cont'd		
1996-90	C-50, 60, 70 w/Hydraulic Brakes	R4005	1991-90	C-50	R3117
STARTER RELAY			TAIL LAMP RELAY		
1998-97	F-60, 70 w/366 (6.0L) Eng.	R3111	1998-93	B-70	R3113
1998-97	F-60, 70 w/Cat. 3116 Eng. w/A.T., w/Electric Shift	R3111	1997-90	C-60, 70	R3117
1998-96	C-60, 70 w/Cat. 3116 Eng. w/4 Pin Terminals ..	R3111	1987-84	W-70	R3029
1998-93	B-70 w/Cat. 3116 Eng. w/5 Pin Terminals	R3109	THROTTLE CONTROL RELAY		
1998-93	B-70 w/Cat. 3116 Eng. w/Glow Plug Controller ..	R3109	1998-97	B-70 w/395 (F) (6.5L) Eng. w/AT545 Auto. Trans.	R3109
1997-96	C-60, 70 w/4 Pin Terminals	R3111	1990-88	C-50, 60, 70 w/366 (6.0L), 427 (7.0L) Eng.	R3012
1997-93	C-60, 70 w/5 Pin Terminals	R3117	TRAILER MARKER LAMP RELAY		
1997-93	B-70 w/5 Pin Terminals	R3109	1997-96	C-60, 70 w/366 (6.0L), 427 (7.0L) Eng.	R3117
1996	C-60, 70 w/5 Pin Square Base	R3099	1997-96	C-60, 70 w/Cat. 3116 Eng.	R3117
1996-95	P-60 w/366 (6.0L), 427 (7.0L) Eng.	R3099	1997-90	C-50, 60, 70 w/Truck to Trailer 7 Wire Cable ...	R3117
1996-95	B-70 w/Cat. 3116 Eng. w/Hydraulic Brakes	R3099	1996-95	C-60, 70 w/366 (6.0L), 427 (7.0L) Eng. w/Hydraulic Brakes, Exc. Truck to Trailer 7 Wire Cable	R3105
1996-92	P-60 w/5 Pin Oval Terminals	R4005	TRANSMISSION RETARDING BRAKE ALARM RELAY		
1996-90	C-60, 70 w/5 Pin Oval Terminals	R4005	1972-71	All w/Powermatic Trans.	R169
1992-90	C-60, 70 w/Push Button Eng. Start Switch	R3117	1970-68	Conventional w/Powermatic Trans Exc. Tandem ..	R169
1991-90	C-50 w/5 Pin Oval Terminals	R4005			
1991-90	C-50 w/5 Pin Terminals	R3117			
1991-89	B-60 School Bus w/366 (6.0L) Eng., w/T.B.I.	R4005			
STEREO SPEAKER RELAY					
1998-90	C-60, 70	R3117			

SWITCHES

Year	Model or Engine	Part No.	Year	Model or Engine	Part No.
AIR PRESSURE SWITCH			BACK-UP LIGHT SWITCH — Cont'd		
1991-88	B-60, S-70 School Bus	S355	1990-88	C-50, 60, 70 w/M.T., w/Stamping No. 15511209	S393
1990-88	C-60, 70	S355	1987-79	C-50, 60, 70, D-90, J-80, 90, N-90 M.T.	S393
1987-54	J-90 w/10L Cummins Eng.	S355	1980-79	W-60, 70 M.T.	S393
1987-54	J-80 w/3208 Eng.	S355	1978-73	50, 60, 65, 70, 80, 90 Series M.T.	S393
1987-83	N-90	S355	1972-70	90 Series M.T.	S393
1987-83	J-90 w/Cummins 240-350 H.P., 3406 Eng.	S355	1972-68	70, 80 Series M.T.	S393
1987-79	D-90	S355 ²³	1972-67	40, 50, 60 Series M.T.	S393
1987-79	60, 70 Series Conventional Cab	S355	BRAKE RESERVE PUMP SWITCH		
1986-84	J-90 w/6-7IN, 6-7IT, 6V-92TA Eng.	S355	1977-76	SE-60 w/Hydraulic Hi-Perf. Brake Booster	S237
1986-79	60 Series School Bus	S355	1977-74	CE, CG, CM, CS-50, 60, 65 w/Hydraulic Hi-Perf. Brake Booster	S237
1984	J-80 w/6V-53T Eng.	S355	BRAKE TRAVEL SAFETY SWITCH		
1984-81	J-90 w/6-7IN, 6-7IT, 6V-92TA, 8V-71, 8V-92T Eng.	S355	1977-74	TE, TG, TM-60, 65 w/Hydraulic Hi-Perf. Brake Booster	S253
1982-79	J-80 w/427 (7.0L), 6V-53T Eng.	S355	BUZZER SWITCH		
1978-76	CD, CE, CS, ME-50, 60, 65	S355	1978	70, 80, 90 Series Steel Tilt Cab w/6V-53, 432, 478M Engs., Rear Eng. School Bus Chassis w/432, 478M Engs., Conv. Cab. w/427, 432, 478M Engs.-Low Air Pressure	R382
1978-73	70, 80, 90 Series w/432 (7.1L), 478M (7.8L), 6V-53, 6V-71, VT-350 Eng.	S355 ²³	1977-75	SE, SG, SM 60, 65 Low Vacuum & Air Pressure	R382
1978-73	CE, CG, CM, CS, ME, MM, SE, SG, SM-60, 65..	S355	1977-75	SS, TE, TG, TM 60, 65 Low Air Pressure	R382
1976-73	TE, TG, TM-60, 70	S355	1977-75	TE 60 Air Power Brake Pressure	R382
1972-70	90 Series Conventional Cab, Steel Tilt Cab	S355	1977-73	70, 80, 90 Series Steel Tilt Cab w/6V-53, 432, 478M Engs. Rear Eng. School Bus Chassis w/432, 478M Engs., Conventional Cab w/427, 432, 478M Engs. Low Air Pressure	R382
1972-68	50, 60 Series w/Air Emergency Brake	S355	1977-66	70 Series Steel Tilt Cab & Conventional Cab-Low Air Pressure	R382
1972-66	70, 80 Series Tilt Cab w/401M (6.6L), DH-478, D, DH-637 Eng.	S355	1972-71	All 40 Thru 60 Series w/Air Brakes-Brake Pressure	R382
1972-66	70, 80 Series Conventional Cab	S355	1972-70	90 Series-All Conventional Cab, Steel Tilt Cab w/637 Eng.-Low Air Pressure	R382
1970-68	60 Series Tilt Cab 8 Cyl.	S355			
1967-64	School Bus	S355			
1967-56	40, 50, 60 Series Exc. School Bus	S355			
AXLE SWITCH DRIVE SCREW					
	All	S986			
BACK-UP LIGHT SWITCH					
1991-89	B-60 School Bus w/366 (6.0L) Eng. w/M.T., w/T.B.I.	S9255			
1991-79	B-60 School Bus w/M.T.	S393			
1990-88	C-60, 70 w/366 (6.0L) Eng. M.T.	S9255			

²³ Two required.

GMC — Cont'd

SWITCHES/RELAYS/LIGHT SOCKETS & CONNECTORS — Cont'd

SWITCHES — Cont'd

Year	Model or Engine	Part No.	Year	Model or Engine	Part No.
BUZZER SWITCH — Cont'd			DOOR JAMB SWITCH		
1971	70 Series Conventional Cab w/401M, 478M Engs. & Hydraulic Brakes-Coolant Loss.....	R382	1990-88	C-50, 60, 70	S227
1970-69	50, 60 Series Tandem w/Reserve Tank-Brake Pressure	R382	1987-79	C-50, 60, 70, N-90.....	S227
1970-68	Series 40 Thru 60 School Bus Chassis w/Reserve Tank-Brake Pressure	R382	1978-77	MC, MH, MK, NC, NH, NJ 90, 95.....	S227
1970-67	60 Series w/Air Brakes-Brake Pressure	R382	1978-73	CD, CE, CG, CM, CS, ME-50, 60, 65	S227 ²³
1969	50 Series w/Air Brakes-Brake Pressure	R382	EATON TWO-SPEED AXLE SHIFT KIT		
1968-67	50, 60 Series w/Air-Over Hydraulic Brakes-Brake Pressure.....	R382	All		
1966-56	All w/Air Brakes-Brake Pressure.....	R382	ENGINE RETARDER CLUTCH SWITCH		
1962	Series 40 Thru 60 Diesel-Engine Start Warning..	R382	1977-73	90 Series w/Jacobs Engine Brake	S253
CIRCUIT BREAKER			FUEL PUMP PRESSURE SWITCH		
Universal Type — To Replace Tubular Glass Fuses			1998-97	C-60, 70 w/395 (F) (6.5L) Eng.....	S4088
1998-55	All Eng. All Models w/10 Amp.....	CB12	1998-97	B-70 w/395 (F) (6.5L) Eng.....	S4088
1998-55	All Eng. All Models w/15 Amp.....	CB11	GOVERNOR OVERSPEED WARNING SWITCH		
1998-55	All Eng. All Models w/20 Amp.....	CB8	1965-58	40 Thru 80 Series.....	S397
1998-55	All Eng. All Models w/25 Amp.....	CB10	HEADLIGHT SWITCH		
1998-55	All Eng. All Models w/30 Amp.....	CB7	1994-90	C-50, 60, 70	S2016
1998-55	All Eng. All Models w/40 Amp.....	CB6	1993	B-70	S2010
1998-55	All Eng. All Models w/50 Amp.....	CB14	1993-92	P-60	S2010
Universal Type — To Replace "Autofuse" Type			1991-79	60 Series School Bus	S415
1998-70	All Eng. All Models w/5 Amp.....	CB205	1990-88	C-50, 60, 70	S415
1998-70	All Eng. All Models w/6 Amp.....	CB206	1987-79	C-50, 60, 70, D-90, J-80, 90	S415
1998-70	All Eng. All Models w/8 Amp.....	CB208	1978-73	50, 60, 65, 70, 80, 90 Series	S415
1998-70	All Eng. All Models w/10 Amp.....	CB210	1972-70	90 Series	S415
1998-70	All Eng. All Models w/12 Amp.....	CB212	1972-66	70, 80 Series	S415
1998-70	All Eng. All Models w/15 Amp.....	CB215	1972-64	40, 50, 60 Series	S415
1998-70	All Eng. All Models w/20 Amp.....	CB220	1963-60	All	S414
1998-70	All Eng. All Models w/25 Amp.....	CB225	1955-47	All 6 Volt.....	S138
1998-70	All Eng. All Models w/30 Amp.....	CB230	IGNITION SWITCH — w/o Lock Cyl. & Keys		
DIMMER SWITCH			1991-88	B-60, S-70 School Bus	CS81
1998-93	B-70	DS122	1990-88	C-50, 60, 70	CS81
1998-92	C-60, 70	DS122	1987-79	D-90, J-80, 90, N-90.....	CS44
1991-90	C-50, 60, 70 w/OE No. 26019660	DS122	1987-79	C-50, 60, 70	CS81
1991-88	B-60, S-70 School Bus	DS111	1987-79	60, 70 Series School Bus	CS81
1990-88	C-50, 60, 70 w/OE No. 1997043	DS111	1980-79	60, 70 Series Tilt Cab	CS81
1987-79	D-90, J-80, 90, N-90.....	DS111	1978-73	70, 80, 90 Series Exc. Steel Tilt Cab	CS44
1987-79	40, 50, 60, 70 Series Conventional Cab	DS111	1978-73	70, 80, 90 Series Steel Tilt Cab	CS81
1987-79	School Bus	DS111	1978-73	50, 60, 65 Series	CS81
1980-79	W-60, 70	DS111	1972-70	90 Series Exc. Steel Tilt Cab	CS44
1979-73	70, 80, 90 Series Exc. Rear Eng. School Bus	DS111	1972-70	90 Series Steel Tilt Cab.....	CS81
1978-73	70, 80, 90 Series Rear Eng. School Bus	DS107	1972-68	70, 80 Series Exc. Tilt Cab	CS44
1978-73	40, 50, 60, 65 Series	DS111	1972-68	70, 80 Series Tilt Cab	CS81
1972-70	90 Series	DS111	1972-67	40, 50, 60 Series Exc. Diesel	CS81
1972-66	70, 80 Series Exc. Tilt Cab	DS111	1969	40, 50, 60 Series Diesel	CS81
1972-66	70, 80 Series Tilt Cab	DS107	1967	50, 60 Series w/4-53 Eng. Exc. Tilt Cab.....	CS26
1972-61	40, 50, 60 Series Exc. Tilt Cab.....	DS111	1967	40, 50, 60 Series Tilt Cab Exc. Diesel	CS26
1972-61	40, 50, 60 Series Tilt Cab	DS107	1967-65	All Exc. 1966 Models w/Light Housing	CS34
1956-55	All w/Stamping No. 1997021	DS104	1967-63	40, 50, 60 Series	CS26
1960-55	All 12 Volt	DS107	1964-63	All Exc. Diesel	CS34
1955-38	All 6 Volt.....	DS118	1962	40, 50, 60, 70, 80 Series.....	CS26
DIRECTIONAL SIGNAL REPAIR KIT			INSTRUMENT PANEL DIMMER SWITCH		
1991-83	B-60 School Bus	DR6	1998-93	B-70	S7225
1990-83	C-50, 60, 70 w/Stamping No. 1995240	DR6	LOCK CYL. & KEYS		
1977-75	SE, SS-50, 60	DR6	1998	C-60, 70	CS194L
1977-73	CE, CS-50, 60	DR6	1997-93	B-70	CS132L
1972-67	40, 50, 60 Series Exc. Tilt Cab.....	DR6	1997-91	C-50, 60, 70 w/Common Key	CS194L
DIRECTIONAL SIGNAL SWITCH			1997-90	C-50, 60, 70 Exc. Common Key	CS132L
1998-90	C-50, 60, 70 Exc. Switch Signal Stator 900	S3233	1996-92	P-60	CS132L
			1990	C-50, 60, 70 w/Full Trailer Brake Control.....	CS132L
			1990-88	C-50, 60, 70	CS59L
			1990-88	B-60, S-70 School Bus	CS59L
			1987-79	C-50, 60, 70, J-80, 90, N-90	CS59L
			1987-79	60, 70 Series School Bus	CS59L

²³ Two required.

GMC — Cont'd

SWITCHES/RELAYS/LIGHT SOCKETS & CONNECTORS — Cont'd

SWITCHES — Cont'd

Year	Model or Engine	Part No.	Year	Model or Engine	Part No.
LOCK CYL. & KEYS — Cont'd			STOPLIGHT SWITCH — Cont'd		
1986-79	D-90	CS59L	1972-66	70, 80 Series Exc. Tilt Cab	S237
1980-79	W-60, 70	CS59L	1972-66	70, 80 Series Tilt Cab	S253
1978-73	50, 60, 65, 70, 80, 90 Series	CS59L	1971	50 Series Tilt Cab 6 Cyl.	S253
1972-70	90 Series	CS59L	1970	40, 50, 60 Series Tilt Cab 6 Cyl.	S253
1972-67	40, 50, 60 Series Exc. Diesel	CS59L	1970-60	40, 50, 60 Series Exc. Tilt Cab	S237
1972-66	70, 80 Series	CS59L	1969-67	40, 50, 60 Series Tilt Cab	S253
1969	40, 50, 60 Series	CS59L	1966-60	40, 50, 60 Series Tilt Cab Exc. Air Brakes	S253
1967-65	All Exc. 1966 Model w/Light Housing	CS23L	1964-60	All Forward Control	S233
1966-62	40, 50, 60 Series	CS18L	1959-57	40, 50, 60 Series Exc. Air Brakes	S233
1964-63	All Exc. Diesel	CS23L	1956	40, 60, 80, 100 Series Exc. Powermatic Trans.	S190
1961-38	40, 50, 60 Series	CS23L	1956	40, 60, 80, 100 Series w/Powermatic Trans.	S233
NEUTRAL SAFETY & BACKUP SWITCH			1956	50, 70, 90 Series	S233
1998-97	B-70 w/M.T.	S9170	1955	40, 50, 60 Series 12 Volt	S233
1997-93	C-60, 70 w/A.T. Shift Control	S9168	1955-42	All 6 Volt	S190
OIL PRESSURE SWITCH — w/Gauge			TEMPERATURE SENDER — w/Gauge		
1998-97	C-60, 70 w/395 (F) (6.5L) Eng.	S4088	1998	F-60, 70 w/454 (7.4L) Eng.	WT3024
1998-97	B-70 w/395 (F) (6.5L) Eng.	S4088	1998-97	F-60, 70 w/366 (6.0L) Eng.	WT3024
1998-97	C-60, 70 w/Cat. 3116 Eng. Exc. Electronic Eng. Control System	S4115	1998-97	C-60, 70 w/366 (6.0L), 427 (7.0L) Eng.	WT3024
1998-93	B-70 w/Cat. 3116 Eng.	S4115	1998-97	B-70 w/395 (F) (6.5L) Eng.	WT3025
1996-92	P-60 w/Cat. 3116 Eng.	S4115	1998-97	C-60, 70 w/395 (F) (6.5L) Eng. w/2 Blade Terminals	WT3025
1996-90	C-50, 60, 70 w/Cat. 3116 Eng. Exc. Electronic Eng. Control System	S4115	1998-97	C-60, 70 w/395 (F) (6.5L) Eng. w/2 Wires	WT3000
1991-83	B-60, S-70 School Bus	S768	1998-96	B-70 w/366 (6.0L), 427 (7.0L) Eng. Exc. Leaded Fuel	WT3024
1990-87	C-50, 60, 70 w/350 (5.7L), 366 (6.0L), 427 (7.0L) Eng.	S768	1996-92	P-60 w/366 (6.0L), 427 (7.0L) Eng.	WT3024
1990-87	S-70 School Bus w/8.2N, 8.2T Eng.	S4108	1996-90	C-50, 60, 70 w/366 (6.0L), 427 (7.0L) Eng.	WT3024
1990-84	C-60, 70 w/8.2N, 8.2T, 3208N, 3208T Eng.	S4108	1995-93	B-70 w/366 (6.0L) Eng. Exc. Leaded Fuel	WT3024
1986-79	C-50, 60, 70 w/292 (4.8L), 350 (5.7L), 366 (6.0L), 427 (7.0L) Eng.	S769	1990-88	C-50, 60, 70 w/350 (5.7L) Eng.	WT359
1984-81	60 Series School Bus	S769	1990-88	B-60 School Bus w/350 (5.7L) Eng.	WT359
OIL PRESSURE SWITCH — w/Light			1990-88	B-60, S-70 School Bus w/366 (6.0L) Eng., Exc. T.B.I.	WT358
1990-87	S-70 School Bus w/8.2N, 8.2T Eng.	S4108	1990-88	C-50, 60, 70 w/366 (6.0L), 427 (7.0L) Eng., Exc. T.B.I.	WT358
1990-84	C-60, 70 w/8.2N, 8.2T, 3208N, 3208T Eng.	S4108	1987-81	C-50, 60, 70 w/292 (4.8L), 366 (6.0L), 427 (7.0L) Eng.	WT358
1986-79	C-50, 60, 70 w/292 (4.8L) Eng.	S371	1987-81	60 Series School Bus w/292 (4.8L), 366 (6.0L), 427 (7.0L) Eng.	WT358
1972-71	40, 50, 60 Series Tilt Cab Exc. Diesel	S320	1986-81	C-50, 60, 70 w/350 (5.7L) Eng.	WT359
1972-70	90 Series w/637 (10.4L) Eng.	S320	1986-81	60 Series School Bus w/350 (5.7L) Eng.	WT359
1972-66	70, 80 Series w/Engine Alarm	S320	1980	C-50, 60, 70 w/292 (4.8L), 350 (5.7L), 366 (6.0L), 427 (7.0L), 454 (7.4L) Eng.	WT203
1972-66	70, 80 Series w/Hydraulic Brakes	S397	1980-79	60 Series School Bus	WT203
1969-64	40, 50, 60 Series Tilt Cab Exc. Diesel	S397	1978-73	50, 60, 65 Series Tilt Cab	WT203
1966-65	All w/D-351, D, DH-478 Eng.	S397	1972-71	40, 50, 60 Series Exc. Tilt Cab	WT203
1964-58	All 6 Cyl. Exc. Diesel	S397	1972-70	40, 50, 60 Series Tilt Cab 8 Cyl.	WT203
STOPLIGHT SWITCH			1970-67	40, 50, 60 Series	WT203
1991-88	B-60, S-70 School Bus	S237	1966-65	50, 60, 70, 80 Series	WT203
1990-79	C-50, 60, 70	S237	1964-56	40, 50, 60 Series	WT203
1987	W-60	S6027	TEMPERATURE SENDER — w/Light		
1987-79	60 Series School Bus	S237	1984-82	6.2 Diesel	WT364
1987-79	70-95 Series w/Air Brakes	S6061	1965	50 Series Forward Control	WT352
1980-79	J-80, 90 Exc. Air Brakes	S237	TERMINAL BLOCK SWITCH		
1980-79	W-60, 70	S253	All		
1979	N-90 Exc. Air Brakes	S237	WINDSHIELD WIPER SWITCH		
1978-75	40, 60 Series w/Hydraulic Type Switch	S6061	1990-83	C-50, 60, 70 w/Pulse Wipers	S3045
1978-74	90 Series	S237	1990-83	C-50, 60, 70 Exc. Pulse Wipers	S3046
1978-73	50, 60, 65 Series Exc. Tilt Cab	S237			
1978-73	50, 60, 65 Series Tilt Cab	S253			
1972-71	40, 50, 60 Series Exc. Tilt Cab	S237			
1972-70	90 Series Exc. Tilt Cab	S237			

GMC COACH

PARTS FOR ELECTRONIC DISTRIBUTORS

Section 1 — Tune Up Parts

Year	Model or Engine	Cap	Rotor	Control Module Δ	Pick-Up Assembly	Ignition Coil
6 CYLINDER						
1980-78	All	●C198	●D157	●CBE4	ME9	●E43
1977-75	All	●C187	●D158	●CBE4	ME9	E41
8 CYLINDER						
1980-75	All	●C197	●D157	●CBE4	ME11	●E42

Section 2 — Service Parts

Year	Model or Engine	Cap Cover	Resistor Brush	Plug Wire Retaining Ring	Coil Ground Wire or Strap	Capacitor or Terminal Block
6 CYLINDER						
1980-78	All	C198A	C210A	WR1	DL65	N/A
1977-75	All	N/R	N/R	N/R	N/R	G84
8 CYLINDER						
1980-75	All	C185	C210A	WR1	DL66	N/A

PARTS FOR CONTACT CONTROLLED DISTRIBUTORS

Year	Model or Engine	Distributor No.	Contact Assembly ¹	Con-denser	Cap	Rotor	Ignition Coil ^{2,6}
6 CYLINDER							
1973-66	351 (5.8L) Eng.	1110331, 359, 478	A103M	●G126	●C168	●D152	●E30 ²⁴
1964-53	270 (4.4L) Eng.	1112300, 305	A40H	G102A	C16A	N/A	E40
1952-50	270 (4.4L) Eng.	1112297	A40H	G102A	C16A	N/A	E40
1952-49	270 (4.4L) Eng.	1112269, 272	A40H	G102A	C16 ²⁶	N/A	E40
1950-49	503 (8.2L) Eng.	1112267	A40H	G102A	N/A	N/A	N/A
1948	447 (7.8L) Eng.	—	A40H	G102A	N/A	D10	E40
8 CYLINDER							
1974-70	350, 366, 327 Eng.	1111364, 365, 369, 370	●A120	G102A	●C158	D137R ³⁰	E31

CONTACT ASSEMBLY CONVERSION TABLE

Heavy Duty Assembly	Heavy Duty Pierced Assembly	Standard Assembly	Performance Assembly	One-Piece Contact Condenser Assembly
A40H	A40V	A40	N/A	N/A
A120V	A120V	●A120	A120V	N/A
●A109V	●A109V	A109	A109	●A2120

● A Borg-Warner Brand "P" Version Also Available See Inside Back Cover.

Δ Use CL80 Heat Sink Compound on all metal surfaces of this module.

¹ For Optional Contact Assemblies, refer to Conversion Chart following Distributor Parts Table.

² When Coil Bracket is required, refer to Illustrated Buyers Guide — ICB Prefix.

⁶ For Optional Epoxy Coils, refer to Conversion Chart following Distributor Parts Table.

²⁴ E500HP Performance Coil also available.

²⁶ C16A Heavy Duty Cap also available.

³⁰ ●D138 Optional Rotor also available.

GMC COACH — Cont'd

PARTS FOR CONTACT CONTROLLED DISTRIBUTORS — Cont'd

EPOXY COIL CONVERSION TABLE

Oil Filled	Epoxy
●E30	E82
E40	E81

CHARGING SYSTEM PARTS

PARTS FOR ALTERNATORS

Year	Model or Engine	Volts	Amps.	Alternator No.	Voltage Regulator	Brush Set	Brush & Holder Assembly	Positive Diode (3 Used)	Negative Diode (3 Used)	Diode Trio	Alternator Con- denser
1977-75	All	36	1117737	R322	N/R	N/R	SC117 Assembly	N/A	N/A	N/A
1973-69	All	12	55	1117753	R310	X368	N/A	N/A	N/A	N/R	N/A
1968-63	All	12	62	1117754	●R291	X368	N/A	N/A	N/A	N/R	N/A

STARTING SYSTEM PARTS

Year	Model or Engine	Volts	Starter No.	Solenoid Switch	Solenoid Repair Kit	Brush Set ⁷	Brush Spring ⁷	D.E. Bushing	C.E. Bushing	C.E. Washer	Starter Lever
1985	6V-92TR Eng.....	24	1114840, 1990340	S726	⁹	N/A	N/A	SB165 ⁹⁵	SB141	SC602 ⁹⁸	SC182
1985	6V-92TR Eng.....	24	1990382	S5021	SR30	X396	N/A	SB165 ⁴¹	SB148	SC602 ⁹⁸	N/A
1984-83	6V-71NA, 6V-71T, 6V-92T Eng.....	24	1114840, 1990340	S726	⁹	N/A	N/A	SB165 ⁹⁵	SB141	SC602 ⁹⁸	SC182
1982-81	6V-71, 8V-71 Eng..	24	1114840	S726	⁹	N/A	N/A	SB165 ⁹⁵	SB141	SC602 ⁹⁸	SC182
1982-79	8V-71 Eng.....	24	1113953	N/A	N/R	X306	N/A	SB131	SB141	SC602	SC182
1980-77	6V-71, 8V-71 Eng..	24	1114739	S726	⁹	X306	SC902	N/A	N/A	SC602	SC182
1977-76	6V-71, 8V-71 Eng..	12	1114736	N/A	N/R	X347	SC902	SB131	N/A	SC602	SC182
1977-68	6V-71, 8V-71 Eng..	24	1113953	N/A	N/R	X306	N/A	SB131	SB141	SC602	SC182
1975-62	6V-71, 8V-71 Eng..	12	1114100	N/A	N/R	X347	N/A	SB131	SB141	SC602	SC182
1973	DH-478 Eng.....	12	1113396	N/A	N/R	X347	N/A	SB148	N/A	SC177	N/A
1973-72	351C (5.8L) Eng... 12	1108484	●S100	SR16	X358	SC206	N/A	N/A	N/A	SC218	SC212
1972-69	D-DH-478 Eng. 12	1113681	N/A	N/R	X347	N/A	SB148	N/A	N/A	SC177	N/A
1971-69	351C (5.8L) Eng... 12	1107376	●S100	SR16	X358	SC206	N/A	SB138	N/A	SC218	SC212
1968-67	D-478 Eng. 12	1113662	S120	SR24	N/A	SC206	SB148	N/A	N/A	SC177	N/A
1966-65	351 (5.8L) Eng. 12	1107752	●S100	SR16	X358	SC206	N/A	SB138	N/A	SC218	SC212
1966-65	D-478 Eng. 12	1113379	S727	N/R	X362	SC206	SB131	SB138	N/A	SC602	SC182
1964-62	270 (4.4L) Eng. 12	1107253	S72	N/R	X265	SC206	SB138	SB138	N/A	N/A	N/A
1962-60	6V-71, 8V-71 12	1114062, 075	S725	⁸	X347	N/A	SB131	SB141	N/A	SC602	SC182
1962-56	4-71, 6-71 Eng..... 12	1114006, 007	S905	N/R	X346	N/A	N/A	SB141	N/A	N/A	N/A
1962-54	270 (4.4L) Eng. 12	1108149	S72	N/R	N/A	SC204	SB138	SB138	N/A	N/A	N/A

● A Borg-Warner Brand "P" Version Also Available See Inside Back Cover.

⁷ Starters require various numbers of Brushes and Springs. Order as needed.

⁸ SR13 for Solenoids w/Oval Face Plate; SR26 for Solenoids w/Square Face Plate.

⁹ SR14 for Solenoids w/Oval Face Plate; SR27 for Solenoids w/Square Face Plate.

⁴¹ Also use SB162 for Lever Housing Bushing.

⁹⁵ Also use SB132 for Lever Housing Bushing.

⁹⁸ Use SC941 for Thrust Washer.

GMC COACH — Cont'd

STARTING SYSTEM PARTS — Cont'd

Year	Model or Engine	Volts	Starter No.	Solenoid Switch	Solenoid Repair Kit	Brush Set ⁷	Brush Spring ⁷	D.E. Bushing	C.E. Bushing	C.E. Washer	Starter Lever
1960	6V-71 Eng.....	12	1114047	N/A	N/R	X306	N/A	SB131	SB141	SC602	SC182
1959-49	2-71, 4-71, 6-71 Eng.....	12	1108807, 819, 827, 849, 1109800	S905	N/R	X346	N/A	N/A ⁴	SB141	N/A	N/A
1953-49	270 (4.4L) Eng. ...	12	1108126	S72	N/R	N/A	SC204	SB138	SB138	N/A	N/A
1950-49	4-71 Eng.....	12	1108557	N/A	N/R	N/A	SC204	N/A	N/A	N/A	N/A
1950-49	503 (8.2L) Eng. ...	12	1108807	S905	N/R	X346	N/A	N/A ⁴	SB141	N/A	N/A
1950-49	503 (8.2L) Eng. ...	12	1108901	N/A	N/R	X344	N/A	N/A ⁴	N/A	N/A	N/A
1949	4-71 Eng.....	12	1108710	N/A	N/R	X345	N/A	N/A ⁴	SB141	N/A	N/A

STARTER DRIVES

Year	Model or Engine	Part No.	Year	Model or Engine	Part No.
1985-68	All Eng. All Models w/Str. 1113953, 1990382 ..	SD486	1966-65	All Eng. All Models w/Str. 1107752	SD204
1973-67	All Eng. All Models w/Str. 1113396, 1113662, 1113681	SD282	1966-65	All Eng. All Models w/Str. 1113379	SD489
			1964-54	All Eng. All Models w/Str. 1107253, 1108149 ..	SD565

SWITCHES/RELAYS/LIGHT SOCKETS & CONNECTORS

SWITCHES

Year	Model or Engine	Part No.	Year	Model or Engine	Part No.
DIMMER SWITCH			IGNITION SWITCH		
1975-62	Suburban & Transit Coaches	DS118	1969-68	Suburban & Transit Coaches	CS26
1965-62	Parlor Coach	DS118			
1960-49	All	DS118			
HEADLIGHT SWITCH					
1969-68	Parlor Coach	S415			
1968	3502 Series Transit Coaches	S415			

HENDRICKSON MFG. CO.

PARTS FOR CONTACT CONTROLLED DISTRIBUTORS

Year	Model or Engine	Distributor No.	Contact Assembly ¹	Con-denser	Cap	Rotor	Ignition Coil ^{2,6}
6 CYLINDER							
1952-43	A320F, F1, F3, A360F, T, A390, A420F1, A500; Wauk. 6-BZ, 140GK, 195GK, IHC Red — 401 Eng.	All	A40H	G102A	C16 ^{3,26}	D10	E40 ⁵

¹ For Optional Contact Assemblies, refer to Conversion Chart following Distributor Parts Table.

² When Coil Bracket is required, refer to Illustrated Buyers Guide — ICB Prefix.

³ C80 Dust Cover also available.

⁴ Also use SB131 for Center Bushing.

⁵ Use E1 Coil if 6 Volt.

⁶ For Optional Epoxy Coils, refer to Conversion Chart following Distributor Parts Table.

⁷ Starters require various numbers of Brushes and Springs. Order as needed.

²⁶ C16A Heavy Duty Cap also available.

HENDRICKSON MFG. CO. — Cont'd

PARTS FOR CONTACT CONTROLLED DISTRIBUTORS — Cont'd

CONTACT ASSEMBLY CONVERSION TABLE

Heavy Duty Assembly	Heavy Duty Pierced Assembly	Standard Assembly
A40H	A40V	A40

EPOXY COIL CONVERSION TABLE

Oil Filled	Epoxy
E1	E80
E40	E81

CHARGING SYSTEM PARTS

PARTS FOR GENERATORS

Year	Model or Engine	Volts	Amps.	Generator No.	Voltage Regulator	Voltage Regulator Fuse	Brush Set	Brush Spring (2 Used)	Bushing
1952-49	A360F, A360T; 195GK Eng.....	6	—	1105877	N/A	N/A	X228	N/A	N/A
1952-47	A390, A420FI; 140GK Eng.....	6	—	1101744	N/A	N/A	X349	N/A	GB203
1952-47	A390, A420FI; 140GK Eng.....	12	—	1106809, 826	R187	N/R	X263	N/A	N/A
1952-46	A320FI; 6BZ Eng.....	6	—	1105884	N/A	N/A	X270	N/A	N/A
1952-46	A320FI; 6BZ Eng.....	12	—	1105925	R308	RF35	X270	N/A	N/A

STARTING SYSTEM PARTS

Year	Model or Engine	Volts	Starter No.	Solenoid Switch	Solenoid Repair Kit	Brush Set ⁷	Brush Spring ⁷	D.E. Bushing	C.E. Bushing	C.E. Washer	Starter Lever
1952-49	A360F, A360T; 195GK Eng.....	6	1108951	S62	N/R	N/A	N/A	N/A	N/A	N/A	N/A
1952-48	A320F3; Red 401 Eng.....	12	713	●S58	N/R	N/A	N/A	N/A	N/A	N/A	N/A
1952-47	A390, A420FI; 140GK Eng.....	6	1109153	N/A	N/R	N/A	N/A	N/A	S80	N/A	N/A
1952-46	A320FI; 6BZ Eng..	6	1107443	N/A	N/R	X145	N/A	N/A	N/A	N/A	N/A

STARTER DRIVES

Year	Model or Engine	Part No.
1952-46	All Eng. All Models w/Str. 1107443	SD135

SWITCHES/RELAYS/LIGHT SOCKETS & CONNECTORS

RELAYS

Year	Model or Engine	Part No.
HORN RELAY		
1952-43	All 6 Volt.....	R102
1952-43	All 12 Volt	R132

SWITCHES

Year	Model or Engine	Part No.
DIMMER SWITCH		
1952-43	All	DS118

● A Borg-Warner Brand "P" Version Also Available See Inside Back Cover.

⁷ Starters require various numbers of Brushes and Springs. Order as needed.

INTERNATIONAL (NAVISTAR)

PARTS FOR ELECTRONIC DISTRIBUTORS

Year	Model or Engine	Cap	Rotor	Control Unit	Sensor Assembly	Reluctor	Ignition Coil ²⁶
8 CYLINDER							
1983-82	345 (5.6L), 392 (6.4L) Eng. w/Integral Module Dist. #484785-C92, 484788-C92, 484804-C92	C200	D177	ME17	91	N/A	●E30 ²⁴
1983-82	345 (5.6L), 392 (6.4L) Eng. w/Integral Module Dist. #484786-C92	C200	D177	N/A	N/A	N/A	●E30 ²⁴
1983-82	404 (6.6L), 446 (7.3L) Eng. w/o Integral Module.....	C176	●D198	N/A	ME14	N/A	●E30 ²⁴
1983-82	404 (6.6L), 446 (7.3L) Eng. w/Integral Module Dist. #484790-C92, 484792-C92	C200	D177	ME25	91	N/A	●E30 ²⁴
1983-82	404 (6.6L), 446 (7.3L) Eng. w/Integral Module Dist. #1700571-C92	C200	D177	N/A	N/A	N/A	●E30 ²⁴
1981-79	304 (5.0L) Eng. w/Dist. #484778-C91, 484804-C91, IDN-4002B, G	C200	D177	ME17	91	N/A	●E30 ²⁴
1981-79	345 (5.6L) Eng. w/Dist. #484778-C91, 484783-C91, 484785-C91, 484786-C91, 484804-C91, IDN-4002, B, G, L, IDN-4007	C200	D177	ME17	91	N/A	●E30 ²⁴
1981-79	345 (5.6L) Eng. w/Dist. #496004-C91, IDN-4002R	C200	D177	N/A	N/A	N/A	●E30 ²⁴
1981-79	392 (6.4L) Eng. w/Dist. #484778-C91, 484783-C91, 484804-C91, IDN-4002, B, G	C200	D177	ME17	91	N/A	●E30 ²⁴
1981-79	404 (6.6L), 446 (7.3L), 537 (8.8L) Eng. w/Dist. #484790-C91, 484792-C91, IDN-4003, A, IDN-4006	C200	D177	ME25	91	N/A	●E30 ²⁴
1981-78	404 (6.6L), 446 (7.3L), 537 (8.8L) Eng. w/Dist. #484794-C91, 474786-C91	C200	D177	ME26	91	N/A	●E30 ²⁴
1978	304 (5.0L) Eng. w/Dist. #481270-C91, 463333-C91, 463334-C91, 463335-C91, 463336-C91, 467073-C91, 480870-C91	C176	●D198	CBE8	ME14	N/A	●E30 ²⁴
1978	304 (5.0L) Eng. w/Dist. #484778-C91, 484804-C91, IDN-4002B, G	C200	D177	ME17	91	N/A	●E30 ²⁴
1978	345 (5.6L) Eng. w/Dist. #448685-C91, 461270-C91, 461271-C91, 461272-C91, 463330-C91, 463331-C91, 463332-C91, 463333-C91, 463334-C91, 463335-C91, 463336-C91, 483423-C91, 483492-C91	C176	●D198	CBE8	ME14	N/A	●E30 ²⁴
1978	345 (5.6L) Eng. w/Dist. #484778-C91, 484783-C91, 484785-C91, 484804-C91, IDN-4002, B, G, L	C200	D177	ME17	91	N/A	●E30 ²⁴
1978	345 (5.6L) Eng. w/Dist. #484786-C91, IDN-4007	C200	D177	ME26	91	N/A	●E30 ²⁴
1978	392 (6.4L) Eng. w/Dist. #448686-C91, 463333-C91, 463334-C91, 463335-C91, 463336-C91, 467034-C91, 467035-C91, 471273-C91, 472203-C91, 519861-C91	C176	●D198	CBE8	ME14	N/A	●E30 ²⁴
1978	392 (6.4L) Eng. w/Dist. #448686-C91, 463333-C91, 463334-C91, 463335-C91, 463336-C91, 467034-C91, 467035-C91, 471273-C91, 472203-C91, 519861-C91	C176	●D198	CBE8	ME14	N/A	●E30 ²⁴
1978	392 (6.4L) Eng. w/Dist. #484783-C91, 484788-C91, 484804-C91, IDN-4002, B, G	C200	D177	ME17	91	N/A	●E30 ²⁴
1978	404 (6.6L), 446 (7.3L) Eng. w/Dist. #446916-C91, 446917-C91, 446918-C91, 446919-C91, 446920-C91, 446921-C91, 446922-C91	C176	●D198	CBE8	ME14	N/A	●E30 ²⁴

● A Borg-Warner Brand "P" Version Also Available See Inside Back Cover.

² When Coil Bracket is required, refer to Illustrated Buyers Guide — ICB Prefix.

⁶ For Optional Epoxy Coils, refer to Conversion Chart following Distributor Parts Table.

²⁴ E500HP Performance Coil also available.

⁹¹ Plate Assembly and Sensor are included with Module.

INTERNATIONAL — Cont'd

PARTS FOR ELECTRONIC DISTRIBUTORS — Cont'd

Year	Model or Engine	Cap	Rotor	Control Unit	Sensor Assembly	Reluctor	Ignition Coil ^{2,6}
8 CYLINDER — Cont'd							
1978	404 (6.6L), 446 (7.3L), 537 (8.8L) Eng. w/Dist. #484790-C91, 484792-C91, IDN-4003, A.....	C200	D177	ME25	⁹¹	N/A	●E30 ²⁴
1978	404 (6.6L), 446 (7.3L), 537 (8.8L) Eng. w/Dist. #484794-C91, IDN-4006.....	C200	D177	ME26	⁹¹	N/A	●E30 ²⁴
1978	537 (8.8L) Eng. w/Dist. #446921-C91, 446921-C92, 448195-C91.....	C176	●D198	CBE8	ME14	N/A	●E30 ²⁴
1977-75	404 (6.6L), 446 (7.3L) Eng. w/Dist. #446916-C91, 446916-C92, 446917-C91, 446917-C92, 446918-C91, 446918-C92, 446920-C91, 446920-C92.....	C176	D151	CBE8	ME14	N/A	●E30 ²⁴
1977-75	537 (8.8L), 605 (9.9L) Eng. w/Dist. #446921-C91, 446921-C92, 448195-C91.....	C176	D151	CBE8	ME14	N/A	●E30 ²⁴
1977-74	304 (5.0L), 345 (5.6L), 392 (6.4L) Eng.....	C176	D151	CBE8	ME14	N/A	●E30 ²⁴

PCV VALVE

Year	Model or Engine	Part No.	Year	Model or Engine	Part No.
1983	8 Cyl. VS-401, 478, 549, FTVS Eng. Cargostar ..	PCV270	1973-63	6 Cyl. 372, 406, 450, 501 Eng. All Models.....	PCV269
1983	8 Cyl. 304, 345, 392 Eng. Cargostar.....	PCV212	1971-66	8 Cyl. 304, 345, 392 Eng. All Models.....	PCV270
1983-82	8 Cyl. 345, 392 Eng. S Series.....	PCV212	1965-63	8 Cyl. 304, 345, 392 Eng. All Models To Ser. #634889.....	PCV260
1981-74	6 Cyl. All Eng. All Models.....	PCV212			
1981-72	8 Cyl. 304, 345, 392 Eng. All Models.....	PCV212			

PARTS FOR CONTACT CONTROLLED DISTRIBUTORS

Year	Model or Engine	Distributor No.	Contact Assembly ¹	Con-denser	Cap	Rotor	Ignition Coil ^{2,6}
6 CYLINDER							
1974-71	RD406, RD450, RD501 Eng. All Models.....	1112692	A103M	G102A	●C168	●D152	●E30 ²⁴
1970-67	RD450 Eng. R212 Sanitation Truck.....	1111868	A40H	G102A	N/A	D10	●E30 ²⁴
1970-67	BG220, BG241, BG265, BD282, BD308, RD372, RD406, RD450, RD501 Eng. All Models.....	1110427, 1110428, 1110429, 1112690, 1112691, 1112692	A103M	●G126	●C168	●D152	●E30 ²⁴
1970-67	BR220, BR241, BR265, RD406, RD450, RD501 Eng. All Models.....	1110428, 1110692	A103M	●G126	●C168	●D152	●E30 ²⁴
1970-67	RD372, RD406, RD450, RD501 Eng. All Models.....	1112681	N/R	N/R	●C168	●D152	●E30 ²⁴
1966-63	BD, BG, RD Series Eng. All Models w/Delco Dist.....	All	A40H	G102A	C151	D132	●E30 ²⁴
1966-63	RD450 Eng. L-212 Sanitation Truck.....	1111868	A40H	G102A	N/A	D10	●E30 ²⁴
1962-58	BD, RD Series Eng. All Models w/Delco Dist.....	All	A40H	G102A	C151	D132	●E30 ²⁴
1962-57	RD Series Eng. All Models w/Delco Dist.....	1111868	A40H	G102A	N/A	D10	●E30 ²⁴
1959-58	RD501 Eng. Engine Driven Pump.....	1112412	A40H	G102A	C16 ²⁵	D10	●E30 ²⁴
1957	BD Series Eng. All Models.....	All	A40H	G102A	C151	D132	●E30 ²⁴
1957	RD Series Eng. All Models.....	1112412	A40H	G102A	C16 ²⁵	D10	●E30 ²⁴

● A Borg-Warner Brand "P" Version Also Available See Inside Back Cover.

¹ For Optional Contact Assemblies, refer to Conversion Chart following Distributor Parts Table.

² When Coil Bracket is required, refer to Illustrated Buyers Guide — ICB Prefix.

⁶ For Optional Epoxy Coils, refer to Conversion Chart following Distributor Parts Table.

²⁴ E500HP Performance Coil also available.

²⁵ C16A Heavy Duty Cap also available.

⁹¹ Plate Assembly and Sensor are included with Module.

INTERNATIONAL

INTERNATIONAL — Cont'd

PARTS FOR CONTACT CONTROLLED DISTRIBUTORS — Cont'd

Year	Model or Engine	Distributor No.	Contact Assembly ¹	Con-denser	Cap	Rotor	Ignition Coil ^{2,6}
6 CYLINDER — Cont'd							
1957	RD Series Eng. All Models	1112413	A40H	G102A	N/A	D10	●E30 ²⁴
1956-55	BD, RD Series Eng. All Models	1112324, 1112355, 1112359, 1112397, 1112398,	1112412 A40H	G102A	C16 ²⁶	D10	E40 ⁵
1956-55	BD, RD Series Eng. All Models	1112288, 1112293, 1112309, 1112335, 1112368, 1112317,	1112413 A40H	G102A	N/A	D10	E40 ⁵
1956-50	RD Series Eng. All Models	1111813, 1111868,	1112338 A40H	G102A	N/A	D10	E40 ⁵
1954-50	BD, RD, SD Series Eng. All Models.....	1112276, 1112321, 1112322, 1112355, 1112357, 1112359, 1112366, 1112397, 1112398, 1112404,	1112406 A40H	G102A	C16 ²⁶	D10	E40 ⁵
1954-50	BD, RD, SD Series Eng. All Models.....	1112279, 1112288, 1112293, 1112302, 1112309, 1112368, 1112370,	1112371 A40H	G102A	N/A	D10	E40 ⁵
8 CYLINDER							
1983-82	V-345 (5.6L), V-392 (6.4L) Eng. All Models.....	All	A121	G136	C200	D177	●E30 ²⁴
1981-77	V-345 (5.6L), V-392 (6.4L) Eng. All Models.....	IDN-4102, A, B, C, D, J, K, L, N, IDN-4103G	A121	G136	C200	D177	●E30 ²⁴

● A Borg-Warner Brand "P" Version Also Available See Inside Back Cover.

¹ For Optional Contact Assemblies, refer to Conversion Chart following Distributor Parts Table.

² When Coil Bracket is required, refer to Illustrated Buyers Guide — ICB Prefix.

⁵ Use E1 Coil if 6 Volt.

⁶ For Optional Epoxy Coils, refer to Conversion Chart following Distributor Parts Table.

²⁴ E500HP Performance Coil also available.

²⁶ C16A Heavy Duty Cap also available.

INTERNATIONAL — Cont'd

PARTS FOR CONTACT CONTROLLED DISTRIBUTORS — Cont'd

Year	Model or Engine	Distributor No.	Contact Assembly ¹	Con-denser	Cap	Rotor	Ignition Coil ²⁶
8 CYLINDER — Cont'd							
1976-67	V-266 (4.4L), V-304 (5.0L), V-345 (5.6L), V-392 (6.4L), V-401 (6.6L), V-461 (7.6L), V-478 (7.8L), V-549 (9.0L) Eng. All Models	291259-C94, 291259-R94, 291260-C94, 291260-R94, 291261-C92, 291262-C92, 323418-C93, 337291-C91, 353148-C91, 359206-C91, 359207-C91, 359208-C91, 359209-C91, 359210-C91, 359211-C91, 359217-C91, 359218-C91, 359219-C91, 359220-C91, 359221-C91, 359222-C91, 359223-C91, 359224-C91, 359226-C91, 359227-C91, 359228-C91, 359229-C91, 359230-C91, 359231-C91, 359232-C91, 359233-C91, 360514-C91, 361558-C91, 379282-C91, 401030-C91, 401031-C91, 401032-C91, 401033-C91, 401034-C91, 401035-C91, 408129-C91, 408130-C91, 413377-C91, 427199-C91, 427200-C91, 427201-C91, 427908-C91, 427964-C91, 427965-C91, 427966-C91, 427967-C91, 428078-C91, 428079-C91, 428095-C91, 428908-C91	A113V	G111	C176	D151	●E30 ²⁴

● A Borg-Warner Brand "P" Version Also Available See Inside Back Cover.

¹ For Optional Contact Assemblies, refer to Conversion Chart following Distributor Parts Table.

² When Coil Bracket is required, refer to Illustrated Buyers Guide — ICB Prefix.

⁶ For Optional Epoxy Coils, refer to Conversion Chart following Distributor Parts Table.

²⁴ E500HP Performance Coil also available.

INTERNATIONAL — Cont'd

PARTS FOR CONTACT CONTROLLED DISTRIBUTORS — Cont'd

Year	Model or Engine	Distributor No.	Contact Assembly ¹	Con-denser	Cap	Rotor	Ignition Coil ^{2,6}
8 CYLINDER — Cont'd							
1976-67 Cont'd	V-266 (4.4L), V-304 (5.0L), V-345 (5.6L), V-392 (6.4L), V-401 (6.6L), V-461 (7.6L), V-478 (7.8L), V-549 (9.0L) Eng. All Models	433142-C91, 436869-C91, 448509-C91, 448510-C91, 448511-C91, 448512-C91, 46136-C91, 469620-C91, 470399-C91	A113W	G111	C176	D151	●E30 ²⁴
1976-67	V-266 (4.4L), V-304 (5.0L), V-345 (5.6L), V-392 (6.4L), V-401 (6.6L), V-461 (7.6L), V-478 (7.8L), V-549 (9.0L) Eng. All Models	D-3479A, D-3539A, D-3690AA, D-3694A, AA, D-3695AA, D-3698AA, D-3724AA, D-3726A, D-3818AA, D-3819A, D-4017AA, D-4018AA, D-4019AA, D-4042AA, D-4043A, D-4044A, D-4046A, D-4047AA, D-4048A, D-4049A, D-4068A, D-4225AAA, D-4242AAS, D-4243AS, D-4244AS, D-4245AS, D-4246AS, D-4247AS, D-4248AS, D-4254AAS, D-4255AAS, D-4257AAS, D-4258AS, D-4259AS, D-4262AS, D-4263AS, D-4298A, D-4585A, D-4707A, D-4727A, D-4729A, D-4730A, D-4782A, D-4812A, D-4813A, D-4816AAA, D-4817AAA	A113W	G111	C176	D151	●E30 ²⁴

● A Borg-Warner Brand "P" Version Also Available See Inside Back Cover.

¹ For Optional Contact Assemblies, refer to Conversion Chart following Distributor Parts Table.

² When Coil Bracket is required, refer to Illustrated Buyers Guide — ICB Prefix.

⁶ For Optional Epoxy Coils, refer to Conversion Chart following Distributor Parts Table.

²⁴ E500HP Performance Coil also available.

INTERNATIONAL — Cont'd

PARTS FOR CONTACT CONTROLLED DISTRIBUTORS — Cont'd

Year	Model or Engine	Distributor No.	Contact Assembly ¹	Con-denser	Cap	Rotor	Ignition Coil ^{2,6}
8 CYLINDER — Cont'd							
1976-67	V-266 (4.4L), V-304 (5.0L), V-345 (5.6L), V-392 (6.4L) Eng. All Models.....	285098-C91, 323420-C91, 337297-C91, 337302-C91, 337304-C91, 345476-C91, 345478-C91, 345497-C91, D-2263A, D-2322-1A, D-2399-2A, D-2757-1A, D-3505A, D-3854A, D-3874A, D3891AA	●A97V	G130	C176	D151	●E30 ²⁴
1976-67	V-401 (6.6L) Eng. All Models	D-4256AS	A113V	G130	C176	D151	●E30 ²⁴
1976-67	V-392 (6.4L), V-401 (6.6L), V-461 (7.6L), V-478 (7.8L), V-549 (9.0L) Eng. All Models	281612-C91, 337277-C91, 337281-C91, 337282-C91, 337285-C91, 337288-C91, 337294-C91, 337298-C91, 338844-C91, D-2363-1A, D-2370-1A, D-2372A, D-2656-1A, D-2913-1A, D-2958-1A, D-3221-1AA, D-3222-1A, D-3939AA		G130	C176	D151	●E30 ²⁴
1976-63	266 (4.4L), 304 (5.0L), 345 (5.6L), 392 (6.4L), Eng. All Models	484780-C91, 484831-C91, 484834-C91, 484835-C91, 484836-C91, 484999-C91, IDN-4102, A, B, E, G, H, N	A121	G136	C200	D177	●E30 ²⁴
1974	400 (6.6L) Eng. All Models	1112215	●A120	●G126 ¹³	●C158	D137R ³⁰	●E30 ²⁴
1970-67	V-266 (4.4L), V-304 (5.0L), V-345 (5.6L), V-401 (6.6L), Eng. All Models.....	1111329	N/R	N/R	N/A	D137R ³⁰	●E30 ²⁴

● A Borg-Warner Brand "P" Version Also Available See Inside Back Cover.

¹ For Optional Contact Assemblies, refer to Conversion Chart following Distributor Parts Table.

² When Coil Bracket is required, refer to Illustrated Buyers Guide — ICB Prefix.

⁶ For Optional Epoxy Coils, refer to Conversion Chart following Distributor Parts Table.

¹³ Negative Ground only.

²⁴ E500HP Performance Coil also available.

³⁰ ●D138 Optional Rotor also available.

INTERNATIONAL — Cont'd

PARTS FOR CONTACT CONTROLLED DISTRIBUTORS — Cont'd

Year	Model or Engine	Distributor No.	Contact Assembly ¹	Con-denser	Cap	Rotor	Ignition Coil ^{2,6}
8 CYLINDER — Cont'd							
1970-67	V-266 (4.4L), V-304 (5.0L), V-345 (5.6L), V-392 (6.4L), V-401 (6.6L), VS-401 (6.6L), V-461 (7.6L), V-478 (7.8L), V-549 (9.0L), VS-549 (9.0L) Eng. All Models	1111197, 1111312, 1111316, 1111317, 1111318, 1111320, 1111321, 1111322, 1111323, 1111324, 1111325, 1112794	N/R	N/R	●C158	D137R ³⁰	●E30 ²⁴
1967-64	V-266 (4.4L), V-304 (5.0L), V-345 (5.6L), V-392 (6.4L), V-401 (6.6L), V-461 (7.6L), V-478 (7.8L), V-549 (9.0L) Eng. All Models	262019-C91, 262020-C91, 268437-C91, 280533-C91, 286684-C91, 286685-C91, 286686-C91, 286686-R91, 291259-C92, 291260-C92, 291261-C91, 323418-C91, 323420-C91, 329280-C91, D-2370AA, D-2656AA, D-2958AA	A98V	G130	C176	D151	●E30 ²⁴
1967-64	V-401 (6.6L), V-461 (7.6L), V-478 (7.8L), V-549 (9.0L) Eng. All Models	D-2874AA, D-2959-AA, D-2962AA	A98V	G130	N/A	D151	●E30 ²⁴
1967-64	V-266 (4.4L), V-304 (5.0L), V-345 (5.6L), V-401 (6.6L), V-461 (7.6L), V-478 (7.8L), V-549 (9.0L) Eng. All Models	285093-C91, 285096-C91, 286437-C91, 290043-C91, 291262-C91, D-2263AAS, D-2322AA, D-2399GT, D-2913AAS, D-2960AA	●A97V	G130	C176	D151	●E30 ²⁴

● A Borg-Warner Brand "P" Version Also Available See Inside Back Cover.

¹ For Optional Contact Assemblies, refer to Conversion Chart following Distributor Parts Table.

² When Coil Bracket is required, refer to Illustrated Buyers Guide — ICB Prefix.

⁶ For Optional Epoxy Coils, refer to Conversion Chart following Distributor Parts Table.

²⁴ E500HP Performance Coil also available.

³⁰ ●D138 Optional Rotor also available.

INTERNATIONAL — Cont'd

PARTS FOR CONTACT CONTROLLED DISTRIBUTORS — Cont'd

Year	Model or Engine	Distributor No.	Contact Assembly ¹	Con-denser	Cap	Rotor	Ignition Coil ^{2,6}
8 CYLINDER — Cont'd							
1967-64	V-266 (4.4L), V-304 (5.0L), V-345 (5.6L), V-401 (6.6L), V-461 (7.6L), V-478 (7.8L), V-549 (9.0L) Eng. All Models	D-2789AA, D-2895AA, D-2897AA, D-2899AA, D-2961AA	●A97V	G130	N/A	D151	●E30 ²⁴
1967-56	V-195 (3.2L), VF-195 (3.2L), V-200 (3.3L), VF-200 (3.3L), V-210 (3.4L), VF-210 (3.4L), V-220 (3.6L), VF-220 (3.6L), V-401 (6.6L), V-461 (7.6L), V-549 (9.0L) Eng. All Models	133879-R91, 133880-R91, 133881-R91, 171592-R91, 171593-R91, D-1064AA, D-1065AA, D-1066AA, D-1309AA, D-1357AA	A98V	G141	C147	D142	●E30 ²⁴
1967-56	V-401 (6.6L), V-461 (7.6L), V-549 (9.0L) Eng. All Models w/Dual Points	873638-R91, 873639-R91, D-1882-1, D-1883-1	A98V ²³	G141	C176	D151	●E30 ²⁴
1964-63	266 (4.4L), 304 (5.0L), 345 (5.6L) Eng. All Models	1110953, 1110954, 1112417, 1112423, 1112740, 1112743, 1112744, 1112745	●A120	●G120A	●C158	D137R ³⁰	●E30 ²⁴
1964-63	266 (4.4L), 304 (5.0L), 345 (5.6L) Eng. All Models	1112752, 1112753	●A120	●G120A	N/A	N/A	●E30 ²⁴
1964-63	266 (4.4L), 304 (5.0L), 345 (5.6L) Eng. All Models	1110966, 1111005, 1112780, 1112781	●A120	●G120A	N/A	D137R ³⁰	●E30 ²⁴
1962-59	266 (4.4L), 304 (5.0L), 345 (5.6L), 391 (6.4L), 461 (7.6L), 549 (9.0L) Eng. All Models	1110954, 1112743, 1112744, 1112771, 1112772	●A120	●G120A	●C158	D137R ³⁰	●E30 ²⁴
1962-59	266 (4.4L), 304 (5.0L), 345 (5.6L) Eng. All Models	1112752, 1112753	●A120	●G120A	N/A	N/A	●E30 ²⁴
1962-59	266 (4.4L), 304 (5.0L), 345 (5.6L), 391 (6.4L), 461 (7.6L), 549 (9.0L) Eng. All Models	1110966, 1112746, 1112747, 1112748, 1112749, 1112755	●A120	●G120A	N/A	D137R ³⁰	●E30 ²⁴

● A Borg-Warner Brand "P" Version Also Available See Inside Back Cover.

¹ For Optional Contact Assemblies, refer to Conversion Chart following Distributor Parts Table.

² When Coil Bracket is required, refer to Illustrated Buyers Guide — ICB Prefix.

⁶ For Optional Epoxy Coils, refer to Conversion Chart following Distributor Parts Table.

²³ Two required.

²⁴ E500HP Performance Coil also available.

³⁰ ●D138 Optional Rotor also available.

INTERNATIONAL

INTERNATIONAL — Cont'd

PARTS FOR CONTACT CONTROLLED DISTRIBUTORS — Cont'd

CONTACT ASSEMBLY CONVERSION TABLE

Heavy Duty Assembly	Heavy Duty Pierced Assembly	Standard Assembly	Performance Assembly	Std. Contact Condenser Assembly	H.D. Contact Condenser Assembly
A97H	●A97V	N/A	N/A	N/A	N/A
A98V	A98V	N/A	N/A	N/A	N/A
A40H	A40V	A40	N/A	N/A	N/A
●A120	A120V	●A120	A120V	●A2120	●A2120
A103M	●A109V	A109	A109	N/A	N/A

EPOXY COIL CONVERSION TABLE

Oil Filled	Epoxy
E1	E80
●E30	E82
E40	E81

IGNITION COIL RESISTOR

Year	Model or Engine	Part No.
1976-56	8 Cyl. All Eng. w/Holley or International Dist.	RU4
1962-58	6 Cyl. BD, RD Series Eng. Exc. Sanitation Truck	RU4
1957	6 Cyl. BD Series Eng.....	RU4

VACUUM CONTROL UNIT

Year	Model or Engine	Part No.	Year	Model or Engine	Part No.		
1981-79	8 Cyl. 304 Eng. w/Dist. IDN-4002R	V430	1976-67	8 Cyl. w/Dist. D3698A, D3726A, D4044A, D4242AAS, D4243AS, AAS, D4244AAS, D4245AAS, D4254AAS, D4257AAS, D4258AS, D4259AAS, D4262AS, D4263AS, D4266AS, D4730, D7113A, D7114A, D7115A, D7116A, D7117A, D7118A, D7268A, 337291-C91, 359206-C91, 359208-C91, 359209-C91, 359211-C91, 359223-C91, 359224-C91, 359226-C91, 359227-C91, 359228-C91, 359229-C91, 359230-C91, 359231-C91, 401030-C91, 401031-C91, 401032-C91, 401033-C91, 401035-C91, 463330-C91, 463331-C91, 463332-C91, 463333-C91, 463334-C91, 463335-C91, 463336-C91, 467073-C91.....	V449		
1980-79	8 Cyl. 345 Eng. w/Dist. IDN-4002R, XS.....	V430			1973-70	8 Cyl. 266, 304 Eng. w/Dist. IDN-4102N	V428
1980-79	8 Cyl. 446 Eng. w/Dist. IDN-4003B	V426					
1980-74	8 Cyl. 345 Eng. w/Dist. IDN-4002L, 4102L, 4202H	V429					
1980-70	8 Cyl. 392 Eng. w/Dist. IDN-4002A, 4102K, N, 4103G	V428					
1978	8 Cyl. 446, 537 Eng. w/Dist. IDN-4003A.....	V425					
1978-74	8 Cyl. 392 Eng. w/Dist. IDN-4002, 4102D, J, 4202B	V424					
1978-74	8 Cyl. 404 Eng. w/Dist. IDN-4003A	V425					
1978-70	8 Cyl. 304, 345 Eng. w/Dist. IDN-4002, B, 4102B, H, 4202.....	V424					
1978-70	8 Cyl. 345 Eng. w/Dist. IDN-4102K, N, 4103G	V428					
1977-74	8 Cyl. 392 Eng. w/Dist. IDN-4202D	V430					
1976-67	8 Cyl. w/Dist. 285098-C91, 323420-C91, 337297-C91, 337298-C91, 337302-C91, 33730 4-C91, 345476-C91	V447					
1976-67	8 Cyl. w/Dist. D3695A, D4225AAS, D4246AAS, D4227AAS, D4228AAS, D4816AAA, D4817AA, D6326, D6359A, D6360, D6529, D6691, D6733, D6734, D6735, D6758, D6925, D6937, D7014, D7021, D7022, 359210-C91, 359217-C91, 359218-C91, 359220-C91, 359221-C91, 360514-C91, 383148-C91, 408129-C91, 408130-C91, 427908-C91, 427967-C91, 436869-C91, 448509-C91, 448510-C91, 448511-C91, 448512-C91, 448686-C91, 461270-C91, 461270-C91, 461271-C91, 4612-C91, 461273-C91, 519861-C91.....	V448					

● A Borg-Warner Brand "P" Version Also Available See Inside Back Cover.

INTERNATIONAL — Cont'd

CUSTOM IGNITION WIRE SETS

Year	Cyl.	Model	Engine	Part No.
4 CYLINDER				
1981-77	L4	Scout w/Prestolite Dist.	3.2 Ltr. (196")	CH435
1981-76	L4	Scout w/Holley Dist.	3.2 Ltr. (196")	CH442
1979-78	4	Terra, Travelall, Traveler	All	CH415
1977-75	4	Terra, Travelall, Traveler	All	CH442
1975-73	L4	Scout	3.2 Ltr. (196")	CH442
1972-61	4	Scout	All	CH442
1971	L4	Van M Series	3.2 Ltr. (196")	CH442
6 CYLINDER				
1981-75	L6	Scout	4.2 Ltr. (258")	CH616
1978-75	L6	Scout	3.8 Ltr. (232")	CH616
1974	L6	100, 200, 500	4.2 Ltr. (258")	CH616
1974-73	6	Scout	All	CH616
1974-72	L6	Van M Series	4.2 Ltr. (258")	CH616
1972	L6	1010, 1110, 1210, 1310	4.2 Ltr. (258")	CH616
	L6	Scout	4.2 Ltr. (258")	CH616
1972-70	L6	All Models	3.8 Ltr. (232")	CH616
1970	6	All Models	(308")	★
1964-63	6	CO1600, 1700	All	★
1964-61	6	BC150-180, 1890	All	CH616
	6	C100-130	All	CH616
	6	R185, 190	All	★
8 CYLINDER				
1983-79	V8	All Models Prestolite Dist.	5.0 Ltr. (304"), 5.6 Ltr. (345"), 6.4 Ltr. (392")	CH864
	8	All Models Prestolite Dist.	(404"), (446")	CH7812
1983-78	8	All Models	(537"), (605")	CH7818
1980-77	V8	Scout w/Holley Dist.	All	CH7816
1979	V8	All Models Holley Dist.	5.0 Ltr. (304"), 5.6 Ltr. (345"), 6.4 Ltr. (392")	CH7816
	8	All Models Holley Dist.	(404"), (446")	CH7815
1978-64	V8	All Models	(266"), 5.0 Ltr. (304"), 5.6 Ltr. (345"), 6.4 Ltr. (392")	CH7816
1977-65	8	All Models Holley Dist.	(478"), (549")	CH7817
1974	V8	100, 200	6.6 Ltr. (400")	CH7816
1963-61	V8	All Models	5.0 Ltr. (304"), 5.6 Ltr. (345")	CH819

CHARGING SYSTEM PARTS

PARTS FOR ALTERNATORS

Year	Model or Engine	Volts	Amps.	Alternator No.	Voltage Regulator	Brush Set	Brush & Holder Assembly	Positive Diode (3 Used)	Negative Diode (3 Used)	Diode Trio	Alternator Con-denser
1994	All	12	105	1117816	N/A	N/R	N/R	SC117 Assembly		SC228	N/A
1994	All	12	65	19010157	N/A	X613	N/A	N/A	N/A	SC563	N/A

★ Refer to Wire & Cable Application Guide for individual wire leads.

INTERNATIONAL — Cont'd

CHARGING SYSTEM PARTS — Cont'd

PARTS FOR ALTERNATORS — Cont'd

Year	Model or Engine	Volts	Amps.	Alternator No.	Voltage Regulator	Brush Set	Brush & Holder Assembly	Positive Diode (3 Used)	Negative Diode (3 Used)	Diode Trio	Alternator Con- denser
1994-93	All	12	100	19010154	N/A	X613	N/A	N/A	N/A	SC563	N/A
1994-93	All	12	90	10480098	R936	X392	X386	SC229 Assembly		N/R	N/A
1993	All	12	100	1117950	N/A	X613	N/A	N/A	N/A	SC563	N/A
1993-90	All	12	63	1105170	●R291	N/A	X359	SC111 Assembly		SC113	N/A
1992-90	All	12	65,100	1117894, 925	N/A	X613	N/A	N/A	N/A	SC563	N/A
1990	All	12	85	1117265	R323	N/R	N/R	SC2P	SC2N	N/R	N/A
1990	All	12	100	19010154	N/A	X613	N/A	N/A	N/A	SC563	N/A
1990	All	12	85	19010007	N/A	N/R	N/R	SC2P	SC2N	N/A	N/R
1990-88	All	12	130	1117906	N/A	X613	N/A	N/A	N/A	SC563	N/A
1990-88	All	12	145	1117916	N/A	X613	N/A	SC237 Assembly		SC563	N/A
1990-88	All	24	65	1105474, 475	R987	X301	X303	SC117 Assembly		SC116	N/A
1990-88	All	12	105	1117816	N/A	N/R	N/R	SC117 Assembly		SC228	N/A
1990-88	All	12	85	1117266	R323	N/R	N/R	SC2P	SC2N	N/R	N/A
1990-88	All	12	130	1117911	N/A	X613	N/A	SC237 Assembly		SC563	N/A
1990-88	All	12	130, 145	19010156	N/A	X613	N/A	SC237 Assembly		SC563	N/A
1990-88	All	12	85	19010003	R716	N/R	N/R	SC2P	SC2N	N/A	N/R
1989-88	All	12	100	1105472, 473	R716	X301	X303	SC117 Assembly		SC116	N/A
1989-88	All	12	60	1117641	R716	N/R	N/R	SC5 Assembly		SC113	N/A
1987	All	12	75	1117262	R323	N/R	N/R	SC2P	SC2N	N/R	N/A
1987-86	All	12	65	1105464	R716	X301	X303	SC117 Assembly		SC116	N/A
1987-86	All	12	65	1101102	●R291	X301	X303	SC117 Assembly		SC116	N/A
1987-86	All	12	65	1101105	R716	X301	X303	SC117 Assembly		SC116	N/A
1987-86	All	12	80	1101103	●R291	X301	X303	SC117 Assembly		SC116	N/A
1987-86	All	12	80	1101104	R716	X301	X303	SC117 Assembly		SC116	N/A
1987-86	All	12	90	1117485, 1117800	R716	N/R	N/R	SC117 Assembly		SC228	N/A
1986-85	All	12	42	1105514	●R291	N/A	X359	SC111 Assembly		SC113	N/A
1986-85	All	12	65	1100177	●R291	X301	X303	SC117 Assembly		SC116	N/A
1986-84	All	12	42	1105162	●R291	N/A	X359	SC111 Assembly		SC113	N/A
1986-84	All	12	63	1105170	●R291	N/A	X359	SC111 Assembly		SC113	N/A
1986-84	All	12	65	1105460	R716	X301	X303	SC117 Assembly		SC116	N/A
1986-84	All	12	75	1117241, 242	R323	N/R	N/R	SC2P	SC2N	N/R	N/A
1986-84	All	12	80	1105465	R716	X301	X303	SC117 Assembly		SC116	N/A
1986-84	All	12	105, 145	1117147, 148, 149	R716	X301	X303	SC5 Assembly		N/A	N/A
1986-82	All	12	80	1101450	●R291	X301	X303	SC117 Assembly		SC116	N/A
1986-80	All	12	90	1117160	R716	N/R	N/R	SC117 Assembly		N/A	N/A
1986-80	All	12	60	1117641	N/A	N/R	N/R	SC5 Assembly		N/A	N/A

● A Borg-Warner Brand "P" Version Also Available See Inside Back Cover.

INTERNATIONAL — Cont'd

CHARGING SYSTEM PARTS — Cont'd

PARTS FOR ALTERNATORS — Cont'd

Year	Model or Engine	Volts	Amps.	Alternator No.	Voltage Regulator	Brush Set	Brush & Holder Assembly	Positive Diode (3 Used)	Negative Diode (3 Used)	Diode Trio	Alternator Con- denser
1986-77	All	12	90	1117481, 732	R716	N/R	N/R	SC117 Assembly		SC228	N/A
1986-71	All	12	65,80	1105470	R716	X301	X303	SC117 Assembly		SC116	N/A
1986-69	All	12	75	19010003	R716	N/R	N/R	SC2P	SC2N	N/A	N/R
1985-80	All	12	85	1117182, 183	R717	N/R	N/R	N/A	N/A	N/A	N/A
1985-80	All	12	42	1103175	●R291	N/A	X359	SC5 Assembly		SC113	N/A
1985-80	All	12	61	1103174	●R291	N/A	X359	SC5 Assembly		SC113	N/A
1984-72	All	12	65, 80	1100080, 081	R279 ⁴⁰	X301	X303	N/A	N/A	SC116	N/A
1983-82	All	12	61	1103172	●R291	N/A	X359	SC5 Assembly		SC113	N/A
1983-82	All	12	65	1100177	●R291	X301	X303	SC117 Assembly		SC116	N/A
1983-82	All	12	70	1101040	N/A	X308	X356	SC112 Assembly		SC113	N/A
1983-82	All	12	75	1117228	R323	N/R	N/R	SC2P	SC2N	N/R	N/A
1983-80	All	24	35	1117640	R638	N/R	N/R	SC5 Assembly		N/A	N/A
1983-77	All	12	75	1117242	R323	N/R	N/R	SC2P	SC2N	N/R	N/A
1983-75	All	12	75	1117241	R323	N/R	N/R	SC2P	SC2N	N/R	N/A
1983-75	All	12	80, 145	1117147, 148, 149	R716	X301	X303	SC5 Assembly		N/A	N/A
1979-77	All	12	42	1102940	●R291	N/A	N/A	SC5 Assembly		SC113	N/A
1979-77	All	12	90	1117482	R716	N/R	N/R	N/A	N/A	SC228	N/A
1979-71	All	12	37, 61	1100543, 544, 588, 1102474	●R291	X301	X303	SC5 Assembly ³⁹		N/A	N/A
1979-71	All	12	100, 145	1117141, 142, 143	R699	X301	X303	SC5 Assembly		N/A	N/A
1979-71	All	12	37, 61	1105360	●R291	N/A	X312	SC111 Assembly		SC113	G145
1979-69	All	12	75	1117225	R323	N/R	N/R	SC2P	SC2N	N/R	N/A
1974-72	All	12	37, 61	1100696, 750	R310	X293	X302	SC2P	SC2N	N/R	G80
1974-72	All	12	55	1117753	R293	N/A	X368	N/A	N/A	N/R	N/A
1974-72	All	12	62	1117756	R293	X355	N/A	N/A	N/A	N/R	N/A
1974-72	All	12	85	1117090	R293	N/A	N/A	N/A	N/A	N/A	G143
1974-72	All	12	130	1117128	R293	N/A	N/A	N/A	N/A	N/A	N/A
1974-72	All	12	145	1117148, 149	R279 ⁴⁰	X301	X303	SC5 Assembly		N/A	N/A
1974-71	All	12	65, 80	1100072, 073	R699	X301	X303	N/A	N/A	SC116	N/A
1974-63	All	12	55, 62	1117738	R716	N/R	N/R	N/A	N/A	SC228	N/A
1971	All	12	55	1117753	R293	X368	N/A	N/A	N/A	N/R	N/A
1971	All	12	62	1117756	R293	X355	N/A	N/A	N/A	N/R	N/A
1971	All	12	130	1117128	R293	N/A	N/A	N/A	N/A	N/A	N/A

● A Borg-Warner Brand "P" Version Also Available See Inside Back Cover.

³⁹ Also use SC124 Hardware Kit.

⁴⁰ R699 for Voltage Regulator Kit w/Wire Leads.

INTERNATIONAL — Cont'd

CHARGING SYSTEM PARTS — Cont'd

PARTS FOR ALTERNATORS — Cont'd

Year	Model or Engine	Volts	Amps.	Alternator No.	Voltage Regulator	Brush Set	Brush & Holder Assembly	Positive Diode (3 Used)	Negative Diode (3 Used)	Diode Trio	Alternator Con- denser
1971	All	12	145	1117143	R699	X301	X303	SC5 Assembly		N/A	N/A
1971	All	12	145	1117148, 149	R279 ⁴⁰	X301	X303	SC5 Assembly		N/A	N/A
1970	All	12	61	1100544, 1102474	●R291	X301	X303	SC5 Assembly		SC113	N/A
1970-69	All	12	55	1117753	R293	X368	N/A	N/A	N/A	N/R	N/A
1970-69	All	12	62	1117756	R293	X355	N/A	N/A	N/A	N/R	N/A
1970-67	All	12	130	1117128	R293	N/A	N/A	N/A	N/A	N/A	N/A
1970-65	All	12	37, 55, 61	1100688, 690, 755	R310	X293	X302	SC2P	SC2N	N/R	G80
1968-67	All	12	32, 37	1100687	R310	X293	X302	SC2P	SC2N	N/R	G80
1968-63	All	12	55	1117753	R293	X368	N/A	N/A	N/A	N/R	N/A
1968-63	All	12	62	1117756	R293	X355	N/A	N/A	N/A	N/R	N/A
1964-63	All	12	32, 37	1100628, 630	R310	X285	N/A	SC2P	SC2N	N/R	G80

PARTS FOR GENERATORS

Year	Model or Engine	Volts	Amps.	Generator No.	Voltage Regulator	Voltage Regulator Fuse	Brush Set	Brush Spring (2 Used)	Bushing
1964-63	All	12	50	1106822	R187	N/A	X263	N/A	N/A
1962-61	Commanche & 152.....	12	25, 30	1100374, 1102191	R153	RF35	X270	SC202	N/A
1962-61	Optional C.A.I.	12	20	1102184	N/A	RF35	X270	SC202	N/A
1962-61	All BD Series.....	12	30	1102191	R153	RF35	X270	SC202	N/A
1962-61	Optional	12	20	1105115	R308	RF35	X353	SC202	N/A
1962-61	Optional	12	35	1106987	N/A	RF35	X263	N/A	N/A
1962-61	Optional	12	50	1106822	R187	N/A	X263	N/A	N/A
1962-61	Optional, C.A.I.....	12	50	1106986	R320	N/A	X263	N/A	N/A
1962-61	BD-240, Optional	12	35	1105116	N/A	RF35	X353	SC202	N/A
1962-61	6-305, 340, 340S	12	30	1102191	R153	RF35	X270	SC202	N/A
1962-61	Optional C.A.I.	12	50	1106986	R320	N/A	X263	N/A	N/A
1962-61	Cumm., G.M.C. Diesel	12	50	1106822	R187	N/A	X263	N/A	N/A
1962-61	Optional, C.A.I.....	12	50	1106986	R320	N/A	X263	N/A	N/A
1962-61	Rolls Royce.....	12	—	1106848	R187	N/A	X263	N/A	N/A
1962-61	V-266, 304, 345, 391.....	12	30	1102034	R153	RF35	X270	SC202	N/A
1962-61	Optional	12	20	1105115	R308	RF35	X353	SC202	N/A
1962-61	Optional	12	35	1106987	N/A	RF35	X263	N/A	N/A
1962-61	Optional	12	50	1106822	R187	N/A	X263	N/A	N/A
1962-61	Optional, C.A.I.....	12	50	1106986	R320	N/A	X263	N/A	N/A
1962-61	V-401, 461, 549, All D & RD Series.....	12	30	1102191	R153	RF35	X270	SC202	N/A
1962-61	Optional, C.A.I.....	12	35	1106987	N/A	RF35	X263	N/A	N/A

● A Borg-Warner Brand "P" Version Also Available See Inside Back Cover.

⁴⁰ R699 for Voltage Regulator Kit w/Wire Leads.

INTERNATIONAL — Cont'd

CHARGING SYSTEM PARTS — Cont'd

PARTS FOR GENERATORS — Cont'd

Year	Model or Engine	Volts	Amps.	Generator No.	Voltage Regulator	Voltage Regulator Fuse	Brush Set	Brush Spring (2 Used)	Bushing
1962-61	Optional	12	50	1106822	R187	N/A	X263	N/A	N/A
1962-61	Optional	12	50	1106986	R320	N/A	X263	N/A	N/A
1962-59	V-401, 461, 549, & All RD Series	24	25	1106867	N/A	RF35	X263	N/A	N/A
1960-59	Austin H.S. 6.....	12	—	1102169, 182	N/A	RF35	X270	SC202	N/A
1960-59	Optional	12	35	1106987	N/A	RF35	X263	N/A	N/A
1960-59	Optional	12	50	1106822	R187	N/A	X263	N/A	N/A
1960-59	Optional	12	50	1106986	R320	N/A	X263	N/A	N/A
1960-59	V-266, 304, 345	12	30	1102034	R153	RF35	X270	SC202	N/A
1960-59	Optional	12	20	1105115	R308	RF35	X353	SC202	N/A
1960-59	Optional	12	35	1106987	N/A	RF35	X263	N/A	N/A
1960-59	Optional	12	50	1106822	R187	N/A	X263	N/A	N/A
1960-59	Optional, C.A.I.....	12	50	1106986	R320	N/A	X263	N/A	N/A
1960-59	All BD Series.....	12	30	1102191	R153	RF35	X270	SC202	N/A
1960-59	Optional	12	20, 24	1105112, 115	R308 ⁴⁹	RF35	X353	SC202	N/A
1960-59	Optional	12	35	1106987	N/A	RF35	X263	N/A	N/A
1960-59	Optional	12	50	1106822	R187	N/A	X263	N/A	N/A
1960-59	Optional, C.A.I.....	12	50	1106986	R320	N/A	X263	N/A	N/A
1960-59	All Cummins	12	50	1106822	R187	N/A	X263	N/A	N/A
1960-59	Optional	12	50	1106986	R320	N/A	X263	N/A	N/A
1960-59	Optional	12	50	1196826	R187	N/A	X263	N/A	N/A
1958-57	All BD Series.....	12	25, 30	1100337, 1102044	R153	RF35	X270	SC202	N/A
1958-57	Optional	12	20	1105115	R308	RF35	X353	SC202	N/A
1958-57	Optional	12	35	1106987	N/A	RF35	X263	N/A	N/A
1958-57	Optional	12	50	1106822	R187	N/A	X263	N/A	N/A
1958-57	Optional	12	50	1106986	R320	N/A	X263	N/A	N/A
1958-57	All Cummins	12	50	1106909	R187	N/A	X263	N/A	N/A
1958-57	Optional	12	50	1106822, 826, 1106914	R187	N/A	X263	N/A	N/A
1958-57	Optional	12	50	1106986	R320	N/A	X263	N/A	N/A
1958-57	V-401, 461, 549 & RD Series	12	30	1102044	R153	RF35	X270	SC202	N/A
1958-57	Optional	12	35	1106987	N/A	RF35	X263	N/A	N/A
1958-57	Optional	12	50	1106822	R187	N/A	X263	N/A	N/A
1958-57	Optional	12	50	1106986	R320	N/A	X263	N/A	N/A
1958-55	V-401, 461, 549 & RD Series	24	25	1106867	N/A	RF35	X263	N/A	N/A
1956-55	BD, SD, 220, 240, 264.....	6	40	1100031	R128	RF45	X270	SC202	GB203
1956-55	Optional	6	40	1105009	R128	RF45	X353	SC202	N/A
1956-55	Optional	6	25	1106876	R129	RF35	X263	N/A	N/A
1956-55	Optional	6	45	1106758	R128	RF45	X263	N/A	N/A
1956-55	Optional	6	50	1105008	N/A	N/A	X353	SC202	N/A
1956-55	Optional	6	55	1106757	N/A	N/A	X263	N/A	N/A

⁴⁹ Used with Generator 1105115 only.

INTERNATIONAL

INTERNATIONAL — Cont'd

CHARGING SYSTEM PARTS — Cont'd

PARTS FOR GENERATORS — Cont'd

Year	Model or Engine	Volts	Amps.	Generator No.	Voltage Regulator	Voltage Regulator Fuse	Brush Set	Brush Spring (2 Used)	Bushing
1956-55	BD-269, 282, 308.....	6	45	1102785	R136	RF45	X270	SC202	GB203
1956-55	Optional	6	40	1102731	R128	RF45	X228	SC202	GB203
1956-55	Optional	6	55	1106757	N/A	N/A	X263	N/A	N/A
1956-55	RD Series.....	6	45	1102785	R136	RF45	X270	SC202	GB203
1956-55	Optional	6	45	1106758	R128	RF45	X263	N/A	N/A
1956-55	Optional	6	55	1106757	N/A	N/A	X263	N/A	N/A
1956-55	BD Series.....	12	30	1102004, 5	R153	RF35	X270	SC202	GB203
1956-55	Optional	12	40	1106821	R236	RF45	X263	N/A	N/A
1956-55	Optional	12	50	1106822	R187	N/A	X263	N/A	N/A
1956-55	BD Series, Metro.....	12	20	1105941	R308	RF35	X353	SC202	N/A
1956-55	V-401, 461, 549 & RD Series	12	30	1102044	R153	RF35	X270	SC202	GB203
1956-55	Optional	12	40	1106821	R236	RF45	X263	N/A	N/A
1956-55	Optional	12	50	1106822	R187	N/A	X263	N/A	N/A
1954-53	SD-220, 240.....	6	40	1100019	R128	RF45	X270	SC202	GB203
1954-53	Optional	6	25	1105876	R129	RF35	X263	N/A	N/A
1954-53	Optional	6	40	1106758	R128	RF45	X263	N/A	N/A
1954-53	BD & RD Series.....	6	45	1102785	R136	RF45	X270	SC202	GB203
1954-53	Optional	6	40	1106758	R128	RF45	X263	N/A	N/A
1954-53	Optional	6	50	1106757	N/A	N/A	X263	N/A	N/A
1954-53	All	12	30	1102005	R153	RF35	X270	SC202	GB203
1954-53	Optional	12	50	1106822	R187	N/A	X263	N/A	N/A
1952-50	All Canada.....	6	25	1102674	R129	RF35	X228	SC202	GB203
1952-50	BD & RD Series.....	6	30	1102714	R129	RF35	X228	SC202	GB203
1952-50	Optional	6	40	1106758	R128	RF45	X263	N/A	N/A
1952-50	Optional	6	50	1106757	N/A	N/A	X263	N/A	N/A
1952-50	SD Series.....	6	25	1102732	R129	RF35	X228	SC202	GB203
1952-50	Optional	6	25	1105876	R129	RF35	X263	N/A	N/A
1952-50	Optional	6	40	1106758	R128	RF45	X263	N/A	N/A
1952-50	Optional	6	50	1106757	N/A	N/A	X263	N/A	N/A
1952-50	All	12	50	1106822	R187	N/A	X263	N/A	N/A
1951-49	Cummins Diesel	12	—	1106805	R153	RF35	X263	N/A	N/A

STARTING SYSTEM PARTS

Year	Model or Engine	Volts	Starter No.	Solenoid Switch	Solenoid Repair Kit	Brush Set ⁷	Brush Spring ⁷	D.E. Bushing	C.E. Bushing	C.E. Washer	Starter Lever
1994	7.3L, DT-466, DTA-408, T444E Eng. Bus Chassis	12	10478890	N/A	N/R	X397	N/A	SB148 ³¹	SB148	SC941	N/A

⁷ Starters require various numbers of Brushes and Springs. Order as needed.

³¹ Use SB163 for Lever Housing Bushing.

INTERNATIONAL — Cont'd

STARTING SYSTEM PARTS — Cont'd

Year	Model or Engine	Volts	Starter No.	Solenoid Switch	Solenoid Repair Kit	Brush Set ⁷	Brush Spring ⁷	D.E. Bushing	C.E. Bushing	C.E. Washer	Starter Lever
1994-93	7.3L, DT-466, DTA-408, T444E Eng. Bus Chassis, Cargostar	12	1993969	N/A	N/R	X397	N/A	SB148 ³¹	SB148	SC941	N/A
1994-88	7.3L, DT-360, DT-466, DTA-466, Cat. 3176, 3406, Cummins L-10, 855 Eng. All Models	12	1990352, 1990355	\$5019	SR29	X395	N/A	SB165 ⁴¹	SB148	SC602 ⁹⁸	N/A
1994-88	DT-466 Eng. Cargostar	12	1990405	\$5019	SR29	X395	N/A	SB165 ⁴¹	SB148	SC602 ⁹⁸	N/A
1994-85	6.9L, 7.3L, DT-366, DTA-466 Eng. All Models .	12	1993880	\$5131	N/R	X397	N/A	SB148 ³¹	SB148	SC941	N/A
1994-63	All Eng. All Models	12	1990483	\$5019	SR29	X395	N/A	SB165 ⁴¹	SB148	SC602 ⁹⁸	N/A
1993-86	7.3L, DT-366, DT-466, DTA-466, Cat. 3176, Cummins L-10, 855 Eng. All Models	12	1993874	\$5131	N/R	X397	N/A	SB148 ³¹	SB148	SC941	N/A
1992-88	All Eng. All Models	12	1990484	\$5019	SR29	X395	N/A	SB165 ⁴¹	SB148	SC602 ⁹⁸	N/A
1988-86	IH DT-466 Eng. All Models	12	1990406	\$5019	SR29	X395	N/A	SB165 ⁴¹	SB148	SC602 ⁹⁸	N/A
1987-86	IH 6.9L Eng. Cargostar, S Series	12	1993761	\$5131	N/R	X397	N/A	SB148 ³¹	SB148	SC941	N/A
1987-86	Detroit 6-71, 6V-92 Eng. Paystar	12	1990356	\$5019	SR29	X395	N/A	SB165 ⁴¹	SB148	SC602 ⁹⁸	N/A
1987-86	7.3L Eng. Paystar .	12	10478890	N/A	N/R	X397	N/A	SB148 ³¹	SB148	SC941	N/A
1987-86	9.0L Eng. Cargostar	12	1990466	\$5084	N/R	X395	N/A	SB165 ⁴¹	SB148	SC602 ⁹⁸	N/A
1987-86	DT-360 Eng. Paystar	12	1993969	N/A	N/R	X397	N/A	SB148 ³¹	SB148	SC941	N/A
1987-85	Cummins PT-240 Eng. Paystar	12	1990352	\$5019	SR29	X395	N/A	SB165 ⁴¹	SB148	SC602 ⁹⁸	N/A
1987-85	Cummins PT-240, Detroit 8V-92, IH DT-466 Eng. Paystar	24	1990344	\$5021	SR30	X396	N/A	SB165 ⁴¹	N/A	SC602 ⁹⁸	N/A
1987-85	IH DT-466, DTI-466 Eng. Cargostar, Paystar, S Series	12	1990405	\$5019	SR29	X395	N/A	SB165 ⁴¹	SB148	SC602 ⁹⁸	N/A

⁷ Starters require various numbers of Brushes and Springs. Order as needed.

³¹ Use SB163 for Lever Housing Bushing.

⁴¹ Also use SB162 for Lever Housing Bushing.

⁹⁸ Use SC941 for Thrust Washer.

INTERNATIONAL

INTERNATIONAL — Cont'd

STARTING SYSTEM PARTS — Cont'd

Year	Model or Engine	Volts	Starter No.	Solenoid Switch	Solenoid Repair Kit	Brush Set ⁷	Brush Spring ⁷	D.E. Bushing	C.E. Bushing	C.E. Washer	Starter Lever
1987-85	Cummins Formula 300, Formula 350, NTC-300, NTC-350, NTC-400, Detroit 6V-92, 8V-71, 8V-92 Eng. Transtar.....	12	1990352	S5019	SR29	X395	N/A	SB165 ⁴¹	SB148	SC602 ⁹⁸	N/A
1987-85	Cummins Formula 300, Formula 350, NTC-300, NTC-350, NTC-400, Detroit 6V-92, 8V-71, 8V-92 Eng. Transtar.....	24	1990344	S5021	SR30	X396	N/A	SB165 ⁴¹	N/A	SC602 ⁹⁸	N/A
1987-85	IH 9.0L Eng. Cargostar, S Series.....	12	1990407	S5084	N/R	X395	N/A	SB165 ⁴¹	SB148	SC602 ⁹⁸	N/A
1987-85	Detroit 6-71, 6V-92 Eng. S Series Cummins L-10, NTC Series Eng. S Series....	12	1990354	S5019	SR29	X395	N/A	SB165 ⁴¹	SB148	SC602 ⁹⁸	N/A
1987-85	Cummins L-10 S Series.....	24	1990344	S5021	SR30	X396	N/A	SB165 ⁴¹	N/A	SC602 ⁹⁸	N/A
1987-85	Cummins Formula 300, 350, NTC-300, 350, 400, Detroit 6V-92, 8V-71, 8V-92 Eng. Transtar.....	24	1990276	S726	⁹	X400	N/A	SB165 ⁹⁵	N/A	SC602	SC182
1987-80	All Eng. All Models.....	24	1990269, 10478911	S726	⁹	X400	N/A	SB165 ⁹⁵	N/A	SC602	SC182
1987-75	All Eng. All Models.....	12	1990492	S5019	SR29	X395	N/A	SB165 ⁴¹	SB148	SC602 ⁹⁸	N/A
1987-67	All Eng. All Models.....	24	1990456	S5021	SR30	X396	N/A	SB165 ⁴¹	SB148	SC602 ⁹⁸	N/A
1987-67	All Eng. All Models.....	12	10478998	S5084	N/R	X396	N/A	SB165 ⁴¹	SB148	SC602 ⁹⁸	N/A
1987-65	All Eng. All Models.....	12	1990466, 10479003	S5084	N/R	X395	N/A	SB165 ⁴¹	SB148	SC602 ⁹⁸	N/A
1985	Detroit 6-71, 6V-92 Eng. Paystar.....	12	1990352	S5019	SR29	X395	N/A	SB165 ⁴¹	SB148	SC602 ⁹⁸	N/A
1985	IH 6.9L Eng. Cargostar, S Series.....	12	1990312	S5143	N/R	X397	N/A	SB148 ³¹	SB148	SC941	N/A

⁷ Starters require various numbers of Brushes and Springs. Order as needed.
⁹ SR14 for Solenoids w/Oval Face Plate; SR27 for Solenoids w/Square Face Plate.
³¹ Use SB163 for Lever Housing Bushing.

⁴¹ Also use SB162 for Lever Housing Bushing.
⁹⁵ Also use SB132 for Lever Housing Bushing.
⁹⁸ Use SC941 for Thrust Washer.

INTERNATIONAL — Cont'd

STARTING SYSTEM PARTS — Cont'd

Year	Model or Engine	Volts	Starter No.	Solenoid Switch	Solenoid Repair Kit	Brush Set ⁷	Brush Spring ⁷	D.E. Bushing	C.E. Bushing	C.E. Washer	Starter Lever
1984	IH DT-466, V-800 Eng. Paystar, Detroit 6-71, 6V-71, 6V-92, 8V-71	12	1990404, 1990405	S5019	SR29	X395	N/A	SB165 ⁴¹	SB148	SC602 ⁹⁸	N/A
1984	Cummins NTC-240 Eng. Paystar	12	1990352	S5019	SR29	X395	N/A	SB165 ⁴¹	SB148	SC602 ⁹⁸	N/A
1984	Cummins NTC-240 Eng. Paystar	24	1114880	S726	⁹	X377	N/A	SB165 ⁹⁵	SB148	SC602	SC182
1984	Cummins NTC-240 Eng. Paystar	24	1990388	S5021	SR30	X395	N/A	SB165 ⁴¹	SB148	SC602 ⁹⁸	N/A
1984	Detroit 8V-92 Eng. Paystar	24	1990388	S5021	SR30	X395	N/A	SB165 ⁴¹	SB148	SC602 ⁹⁸	N/A
1984	Cat. 3406, 3208, Detroit 6V-92, 8V-71, Cummins Formula 290, 300, 350, NTC-290, 300, 350, 400, 475 Eng. Transtar	12	1990352	S5019	SR29	X395	N/A	SB165 ⁴¹	SB148	SC602 ⁹⁸	N/A
1984	Cat. 3406, 3208, Detroit 6V-92, 8V-71, Cummins Formula 290, 300, 350, NTC-290, 300, 350, 400, 475 Eng. Transtar	24	1114873	S726	⁹	N/A	N/A	SB165 ⁹⁵	SB141	SC602	SC182
1984	IH MV-404, MV-446 Eng. Cargostar	12	1998252	S941	N/R	X265	SC206	N/A	N/A	SC218	SC212
1984	IH 9.0L, DT-466, DTI-466 Eng. Cargostar	12	1990404	S5019	SR29	X395	N/A	SB165 ⁴¹	SB148	SC602 ⁹⁸	N/A
1984	Cat. 3208 Cargostar	12	1114881	S727	N/R	X377	N/A	SB165 ⁹⁵	SB141	SC602	SC182
1984	IH 9.0L, DT-466 Eng. S Series	12	1990404, 1990405	S5019	SR29	X395	N/A	SB165 ⁴¹	SB148	SC602 ⁹⁸	N/A
1984	IH 9.0L, DT-466 Eng. S Series	12	1990407	S5084	N/R	X395	N/A	SB165 ⁴¹	SB148	SC602 ⁹⁸	N/A
1984	IH 9.0L Eng. S Series	12	1114829	S727	N/R	X377	N/A	SB165 ⁹⁵	SB141	SC602 ⁹⁸	SC182
1984	IH 9.0L Eng. S Series	12	1990401	S5084	N/R	X395	N/A	SB165 ⁴¹	SB148	SC602 ⁹⁸	N/A
1984	Detroit 6-71 Eng. S Series	12	1114892	S725	⁸	N/A	N/A	SB165 ⁹⁵	N/A	SC602	SC182

⁷ Starters require various numbers of Brushes and Springs. Order as needed.

⁸ SR13 for Solenoids w/Oval Face Plate; SR26 for Solenoids w/Square Face Plate.

⁹ SR14 for Solenoids w/Oval Face Plate; SR27 for Solenoids w/Square Face Plate.

⁴¹ Also use SB162 for Lever Housing Bushing.

⁹⁵ Also use SB132 for Lever Housing Bushing.

⁹⁸ Use SC941 for Thrust Washer.

INTERNATIONAL

INTERNATIONAL — Cont'd

STARTING SYSTEM PARTS — Cont'd

Year	Model or Engine	Volts	Starter No.	Solenoid Switch	Solenoid Repair Kit	Brush Set ⁷	Brush Spring ⁷	D.E. Bushing	C.E. Bushing	C.E. Washer	Starter Lever
1984	Detroit 6-71, 6V-92, 8V-71 Eng. S Series	12	1990352	S5019	SR29	X395	N/A	SB165 ⁴¹	SB148	SC602 ⁹⁸	N/A
1984	Detroit 6V-92, 8V-71 Eng. S Series	12	1990400	S5019	SR29	X395	N/A	SB165 ⁴¹	SB148	SC602 ⁹⁸	N/A
1984	Detroit 6V-92, 8V-71 Eng. S Series	24	1990388	S5021	SR30	X395	N/A	SB165 ⁴¹	SB148	SC602 ⁹⁸	N/A
1984	Cat. 3208 Eng. S Series	12	1114833	S727	N/R	X377	N/A	SB165 ⁹⁵	SB141	SC602 ⁹⁸	SC182
1984	Cat. 3406, Cummins NTC Series Eng. S Series	12	1990354, 1990386	S5019	SR29	X395	N/A	SB165 ⁴¹	SB148	SC602 ⁹⁸	N/A
1984-83	IH V-345, V-392 Eng. Cargostar, S Series	12	1998280	S941	N/R	X265	SC206	SB102	N/A	SC218	SC212
1984-83	Cummins NTC Series Eng. S Series	24	1114850	S726	⁹	N/A	N/A	SB165 ⁹⁵	SB141	SC602 ⁹⁸	SC182
1984-80	Detroit 8V-92 Eng. Transtar	24	1109285	S726	⁹	X401	N/A	SB165 ⁹⁵	SB141	SC602	SC182
1984-80	Detroit 8V-92 Eng. Transtar	24	1114880	S726	⁹	X377	N/A	SB165 ⁹⁵	SB141	SC602	SC182
1983	IH DT-466, V-800, Cat. 3208 Eng. Paystar	12	1114884, 1114889	S725	⁸	X377	N/A	SB165 ⁹⁵	SB141	SC602	SC182
1983	Detroit 8V-92 Eng. Paystar	24	1109285, 1109290	S726	⁹	X401	N/A	SB165 ⁹⁵	SB141	SC602	SC182
1983	Cummins KTA-525, 600 Eng. Transtar	24	1109285, 1109290	S726	⁹	X401	N/A	SB165 ⁹⁵	SB141	SC602	SC182
1983	IH V-345, V-392 Eng. S Series	12	1998280	S941	N/R	X265	SC206	SB102	N/A	SC218	SC212
1983	IH 9.0L Eng. S Series	12	1114886	S725	⁸	X377	N/A	SB165 ⁹⁵	SB141	SC602	SC182
1983	IH V-345, V-392 Eng. Cargostar...	12	1109356	●S100	SR16	X265	SC206	SB102	N/A	SC218	SC212
1983	IH MV-404, MV-446 Eng. Cargostar	12	1108769	●S100	SR16	X265	SC206	N/A	SB138	SC218	SC212
1983	IH 9.0L, DT-466, DTI-466 Eng. Cargostar	12	1114884	S725	⁸	X377	N/A	SB165 ⁹⁵	SB141	SC602	SC182

● A Borg-Warner Brand "P" Version Also Available See Inside Back Cover.

⁷ Starters require various numbers of Brushes and Springs. Order as needed.

⁸ SR13 for Solenoids w/Oval Face Plate; SR26 for Solenoids w/Square Face Plate.

⁹ SR14 for Solenoids w/Oval Face Plate; SR27 for Solenoids w/Square Face Plate.

⁴¹ Also use SB162 for Lever Housing Bushing.

⁹⁵ Also use SB132 for Lever Housing Bushing.

⁹⁸ Use SC941 for Thrust Washer.

INTERNATIONAL — Cont'd

STARTING SYSTEM PARTS — Cont'd

Year	Model or Engine	Volts	Starter No.	Solenoid Switch	Solenoid Repair Kit	Brush Set ⁷	Brush Spring ⁷	D.E. Bushing	C.E. Bushing	C.E. Washer	Starter Lever
1983	IH 9.0L Eng. S Series	12	1114829	S727	N/R	X377	N/A	SB165 ⁹⁵	SB141	SC602 ⁹⁸	SC182
1983	IH 9.0L Eng. S Series	12	1990205	S727	N/R	X306	N/A	SB165	SB141	SC602	SC182
1983	Cat. 3208 Eng. S Series	12	1114833	S727	N/R	X377	N/A	SB165 ⁹⁵	SB141	SC602 ⁹⁸	SC182
1983	Detroit 6-71, 6V-92, 8V-71 Eng. S Series	12	1114896	S725	⁸	X377	N/A	SB165 ⁹⁵	SB141	SC602 ⁹⁸	SC182
1983	Cat. 3406, Cummins NTC Series Eng. S Series	12	1114895	S725	⁸	X377	N/A	SB165 ⁹⁵	SB141	SC602 ⁹⁸	SC182
1983	Detroit 6V-92, 8V-71 Eng. S Series	24	1114873	S726	⁹	N/A	N/A	SB165 ⁹⁵	SB141	SC602	SC182
1983-80	IH DT-466 Eng. Paystar, S Series	12	1114884, 1114886	S725	⁸	X377	N/A	SB165 ⁹⁵	SB141	SC602	SC182
1983-80	Cat. 3208 Eng. Paystar, Cargostar	12	1114881	S727	N/R	X377	N/A	SB165 ⁹⁵	SB141	SC602	SC182
1983-80	Cat. 3306 Eng. Paystar	12	1114836	S725	⁸	X377	N/A	SB165 ⁹⁵	SB141	SC602 ⁹⁸	SC182
1983-80	IH V-800, Detroit 6-71, 6V-92, 8V-71, Cummins NTC-240 Eng. Paystar	12	1114889, 1114896	S725	⁸	X377	N/A	SB165 ⁹⁵	SB141	SC602	SC182
1983-80	IH V-800, Detroit 6-71, 6V-92, 8V-71, Cummins NTC-240 Eng. Paystar	24	1114880	S726	⁹	X377	N/A	SB165 ⁹⁵	SB141	SC602	SC182
1983-80	Cat. 3406, 3408, Detroit 6V-92, 8V-71, Cummins Formula 290, 300, 350, NTC-290, 300, 350, 400, 450, 475 Eng. Transtar.....	12	1114889, 1114896	S725	⁸	X377	N/A	SB165 ⁹⁵	SB141	SC602	SC182
1983-80	Cat. 3406, 3408, Detroit 6V-92, 8V-71, Cummins Formula 290, 300, 350, NTC-290, 300, 350, 400, 450, 475 Eng. Transtar.....	24	1114873	S726	⁹	N/R	N/A	SB165 ⁹⁵	SB141	SC602	SC182

⁷ Starters require various numbers of Brushes and Springs. Order as needed.

⁸ SR13 for Solenoids w/Oval Face Plate; SR26 for Solenoids w/Square Face Plate.

⁹ SR14 for Solenoids w/Oval Face Plate; SR27 for Solenoids w/Square Face Plate.

⁹⁵ Also use SB132 for Lever Housing Bushing.

⁹⁸ Use SC941 for Thrust Washer.

INTERNATIONAL

INTERNATIONAL — Cont'd

STARTING SYSTEM PARTS — Cont'd

Year	Model or Engine	Volts	Starter No.	Solenoid Switch	Solenoid Repair Kit	Brush Set ⁷	Brush Spring ⁷	D.E. Bushing	C.E. Bushing	C.E. Washer	Starter Lever
1983-80	Detroit 8V-92 Eng. Transtar.....	24	1109285	S726	⁹	X401	N/A	SB165 ⁹⁵	SB141	SC602	SC182
1983-80	Detroit 8V-92 Eng. Paystar	24	1109290	S726	⁹	X401	N/A	SB165 ⁹⁵	SB141	SC602	SC182
1983-80	All Eng. All Models.....	12	1990372	S5019	SR29	X395	N/A	SB165 ⁴¹	SB148	SC602 ⁹⁸	N/A
1982-80	Detroit 8V-92 Eng. Paystar	24	1109295	S725	⁸	X372	N/A	SB165 ⁹⁵	SB141	SC602	SC182
1982-80	Cat. 3406, 3408, Detroit 6V-92, 8V-71, 8V-92, Cummins Formula 290, 300, 350, NTC-290, 300, 350, 400, 450 Eng. Transtar	24	1114880	S726	⁹	X377	N/A	SB165 ⁹⁵	SB141	SC602	SC182
1982-80	I.H. V-537 Eng. Cargostar	12	1109256	●S100	SR16	X291	SC225	SB201	N/A	N/A	SC212
1982-80	Cat. 3406, Cummins NTC Series, Detroit 6-71, 6V-92, 8V-71 Eng. S Series	12	1114889, 1114890	S725	⁸	X377	N/A	SB165 ⁹⁵	SB141	SC602	SC182
1982-80	I.H. V-345, V-392 Eng. S Series	12	1109356	●S100	SR16	X265	SC206	SB102	N/A	SC218	SC212
1982-80	Detroit 8V-92 Eng. Paystar	24	1114880	S726	⁹	X377	N/A	SB165 ⁹⁵	SB141	SC602	SC182
1979	Cat. 1160, I.H. DV-5508 Eng. 5000 Series, Fleetstar	12	1114120, 1114171	S727	N/R	X347	SC902	SB131	SB141	N/A	SC182
1979	Detroit 6V-53, 6-71 Eng. 5000 Series	12	1114101, 1114116	S727	N/R	X306	SC902	SB131	SB141	N/A	SC182
1979	Detroit 8V-71, Cummins NH, NT, NTC, PT, Super 250, V-555, VT-555, V-903, VT-903, I.H. V-800 Eng. 5000 Series.....	12	1114058, 1114088	S725	⁸	X347	SC902	SB131	SB141	N/A	SC182
1979	I.H. VS-549 Eng. 5000 Series.....	12	1113217	S120	SR24	X291	N/A	SB148	N/A	N/A	N/A

● A Borg-Warner Brand "P" Version Also Available See Inside Back Cover.

⁷ Starters require various numbers of Brushes and Springs. Order as needed.

⁸ SR13 for Solenoids w/Oval Face Plate; SR26 for Solenoids w/Square Face Plate.

⁹ SR14 for Solenoids w/Oval Face Plate; SR27 for Solenoids w/Square Face Plate.

⁴¹ Also use SB162 for Lever Housing Bushing.

⁹⁵ Also use SB132 for Lever Housing Bushing.

⁹⁸ Use SC941 for Thrust Washer.

INTERNATIONAL — Cont'd

STARTING SYSTEM PARTS — Cont'd

Year	Model or Engine	Volts	Starter No.	Solenoid Switch	Solenoid Repair Kit	Brush Set ⁷	Brush Spring ⁷	D.E. Bushing	C.E. Bushing	C.E. Washer	Starter Lever
1979	Cummins NH, NT, PT, Detroit 8V-71, I.H. V-800 Eng. 4200, 4300.....	12	1114058, 1114088	S725	*	X347	SC902	SB131	SB141	N/A	SC182
1979	Cummins V-903 Eng. 4200, 4300	12	1114113	S727	N/R	X347	SC902	SB131	SB141	N/A	SC182
1979	Detroit 6-71N Eng. 4200, 4300.....	12	1114187	S725	*	X306	SC902	SB131	N/A	N/A	SC182
1979	Detroit 12V-71N Eng. 4200, 4300	24	1109630	S726	⁹	X401	SC902	SB165 ⁹⁵	N/A	SC602	N/A
1979	Cummins NTA, NTC, Super 250, VT-350, V-903, Detroit 8V-71, I.H. V-800 Eng. Transtar.....	12	1114070, 1114098	S725	*	X347	SC902	SB131	SB141	N/A	SC182
1979	Cat. 3406, Detroit 8V-92T Eng. Transtar.....	24	1113905	S726	⁹	N/A	SC902	SB131	SB141	N/A	SC182
1979	Cat. 1145, 1150, 1160 Eng. Cargostar.....	12	1114171	S727	N/R	X347	SC902	SB131	SB141	N/A	SC182
1979	I.H. DV-462B, DV-550B Eng. Cargostar, Fleetstar, Loadstar.....	12	1114112	S727	N/R	X306	SC902	SB131	SB141	N/A	SC182
1979	Cummins V8-210, V-555 Eng. Cargostar.....	12	1114120	S727	N/R	X347	SC902	SB131	SB141	N/A	SC182
1979	Cummins V8-210, V-555 Eng. Cargostar.....	12	1114098	S725	*	X347	SC902	SB131	SB141	N/A	SC182
1979	I.H. V-304, V-345, V-392 Eng. Cargostar, Loadstar, School Bus.....	12	1107709	●S100	SR16	X265	SC206	SB102	SB0	SC218	SC212
1979	I.H. VS-401 Eng. Cargostar.....	12	1108515	●S100	SR16	X265	SC206	SB102	SB0	SC218	SC212
1979	I.H. VS-401, VS-478 Eng. Loadstar.....	12	1113217	S120	SR24	X291	N/A	SB148	N/A	N/A	N/A
1979	I.H. DT-466, Detroit 6V-53 Eng. Fleetstar....	12	1114714, 1114734	S725	*	X347	SC902	SB131	N/A	N/A	SC182

● A Borg-Warner Brand "P" Version Also Available See Inside Back Cover.

⁷ Starters require various numbers of Brushes and Springs. Order as needed.

* SR13 for Solenoids w/Oval Face Plate; SR26 for Solenoids w/Square Face Plate.

⁹ SR14 for Solenoids w/Oval Face Plate; SR27 for Solenoids w/Square Face Plate.

⁹⁵ Also use SB132 for Lever Housing Bushing.

INTERNATIONAL

INTERNATIONAL — Cont'd

STARTING SYSTEM PARTS — Cont'd											
Year	Model or Engine	Volts	Starter No.	Solenoid Switch	Solenoid Repair Kit	Brush Set ⁷	Brush Spring ⁷	D.E. Bushing	C.E. Bushing	C.E. Washer	Starter Lever
1979	Cummins NH, NT, PT, Super 250 Eng. Fleetstar....	12	1114113	S727	N/R	X347	SC902	SB131	SB141	N/A	SC182
1979	I.H. V-605 Eng. Fleetstar	12	1109256	●S100	SR16	X291	SC225	SB201	N/A	N/A	SC212
1979	I.H. C-1608 Eng. School Bus	12	1114089	N/A	N/R	X347	SC902	N/A	SB141	N/A	N/A
1979-78	Cummins NTC-230, 250, 290, 350, PT-270 Eng. Paystar	24	1113900	S726	⁹	X306	SC902	SB131	SB141	N/A	SC182
1979-78	Detroit 6V-92, 8V-71 Eng. Transtar II	24	1113914	S726	⁹	X306	SC902	SB131	SB141	N/A	SC182
1979-78	I.H. V-345 Eng. Cargostar, Loadstar	12	1109356	●S100	SR16	X265	SC206	SB102	N/A	SC218	SC212
1979-78	I.H. V-345, V-392 Eng. Schoolmaster	12	1109356	●S100	SR16	X265	SC206	SB102	N/A	SC218	SC212
1979-77	I.H. DT-466 Eng. Cargostar, Fleetstar, Loadstar, Paystar, S Series	12	1114734	S725	⁸	X347	SC902	SB131	N/A	N/A	SC182
1979-77	Detroit 6-71 Eng. Fleetstar, Paystar, S Series	12	1114187	S725	⁸	X306	SC902	SB131	N/A	N/A	SC182
1979-77	Detroit 6V-53 Eng. Cargostar, Fleetstar, Loadstar, Paystar	12	1114052	S725	⁸	X306	SC902	SB131	SB141	N/A	SC182
1979-77	Detroit 8V-71, I.H. V-800 Eng. Paystar, Transtar, Transtar II	12	1114058	S725	⁸	X347	SC902	SB131	SB141	N/A	SC182
1979-77	Cat. 3208 Eng. Cargostar, Fleetstar, Loadstar, Paystar, Schoolmaster, S Series	12	1114171	S727	N/R	X347	SC902	SB131	SB141	N/A	SC182
1979-77	Cat. 3306 Eng. Paystar	12	1114129	S725	⁸	X347	SC902	SB131	SB141	N/A	SC182
1979-77	Cummins NTC-230, 250, 290, 350, PT-270 Eng. Paystar	12	1114088	S725	⁸	X347	SC902	SB131	SB141	N/A	SC182

● A Borg-Warner Brand "P" Version Also Available See Inside Back Cover.

⁷ Starters require various numbers of Brushes and Springs. Order as needed.

⁸ SR13 for Solenoids w/Oval Face Plate; SR26 for Solenoids w/Square Face Plate.

⁹ SR14 for Solenoids w/Oval Face Plate; SR27 for Solenoids w/Square Face Plate.

INTERNATIONAL — Cont'd

STARTING SYSTEM PARTS — Cont'd

Year	Model or Engine	Volts	Starter No.	Solenoid Switch	Solenoid Repair Kit	Brush Set ⁷	Brush Spring ⁷	D.E. Bushing	C.E. Bushing	C.E. Washer	Starter Lever
1979-77	Cummins F-290, NTC-290, 350, 400 Eng. Transtar, Transtar II	12	1114088	S725	*	X347	SC902	SB131	SB141	N/A	SC182
1979-77	Cat. 3406 Eng. Fleetstar, Transtar, Transtar II	12	1114113	S727	N/R	X347	SC902	SB131	SB141	N/A	SC182
1979-77	Detroit 6V-92 Eng. S Series, Transtar, Transtar II	12	1114058	S725	*	X347	SC902	SB131	SB141	N/A	SC182
1979-77	Cat. 3406, Detroit 6V-92, 8V-71, 8V-92, I.H. V-800, Cummins F-290, KT-450, NTC-290, 350, 400 Eng. Transtar.....	24	1113846	S726	9	X306	SC902	SB131	SB141	N/A	SC182
1979-77	Detroit 6V-92, 8V-71, 8V-92 Eng. Transtar II .	24	1113846, 1113952	S726	9	X306	SC902	SB131	SB141	N/A	SC182
1979-77	Cat. 3406 Eng. Transtar II	24	1113887	S726	9	X306	SC902	SB131	SB141	N/A	SC182
1979-77	I.H. MV-404, MV-446 Eng. Cargostar, Loadstar	12	1108769	●S100	SR16	X265	SC206	SB102	SB0	SC218	SC212
1979-77	I.H. V-537 Eng. Cargostar, Fleetstar, S Series	12	1109256	●S100	SR16	X291	SC225	SB201	N/A	N/A	SC212
1979-77	I.H. D-170, D-190 Eng. Cargostar, Loadstar, Schoolmaster	12	1114112	S120	SR24	X306	SC902	SB131	SB141	N/A	SC182
1979-77	Cat. 3406, Cummins F-290, 350, NTC-230, 250, 290, 350, PT-270 Eng. S Series	12	1114074	S725	*	X347	SC902	SB131	SB141	N/A	SC182
1979-77	I.H. V-800 Eng. S Series	12	1114058	S725	*	X347	SC902	SB131	SB141	N/A	SC182
1979-77	I.H. D-190 Eng. Fleetstar	12	1114112	S120	SR24	X306	SC902	SB131	SB141	N/A	SC182
1979-77	Cummins F-290, NH-230, NTC-290, PT-270 Eng. Fleetstar....	12	1114088	S725	*	X347	SC902	SB131	SB141	N/A	SC182

● A Borg-Warner Brand "P" Version Also Available See Inside Back Cover.

⁷ Starters require various numbers of Brushes and Springs. Order as needed.

⁸ SR13 for Solenoids w/Oval Face Plate; SR26 for Solenoids w/Square Face Plate.

⁹ SR14 for Solenoids w/Oval Face Plate; SR27 for Solenoids w/Square Face Plate.

INTERNATIONAL

INTERNATIONAL — Cont'd

STARTING SYSTEM PARTS — Cont'd

Year	Model or Engine	Volts	Starter No.	Solenoid Switch	Solenoid Repair Kit	Brush Set ⁷	Brush Spring ⁷	D.E. Bushing	C.E. Bushing	C.E. Washer	Starter Lever
1979-75	I.H. VS-478, VS-549 Eng. Cargostar	12	1113217	S120	SR24	X291	N/A	SB148	N/A	N/A	N/A
1979-75	I.H. RD-406, RD-450, RD-501 Eng. Cargostar, Fleetstar, Loadstar, School Bus	12	1113218	S120	SR24	X291	N/A	SB148	N/A	N/A	N/A
1979-72	All Eng. All Models.....	12	10478802	S5019	SR29	X395	N/A	SB165 ⁴¹	SB148	SC602 ⁹⁸	N/A
1979-71	All Eng. All Models.....	12	1990379	S5019	SR29	X395	N/A	SB165 ⁴¹	SB148	SC602 ⁹⁸	N/A
1979-69	All Eng. All Models.....	24	1990267, 10478905	S726	⁹	X400	N/A	SB165 ⁹⁵	N/A	SC602	SC182
1979-69	All Eng. All Models.....	12	1990377	S5019	SR29	X395	N/A	SB165 ⁴¹	SB148	SC602 ⁹⁸	N/A
1977	I.H. DT-466, V-800, Detroit 6-71, 8V-71, Cat. 3208, 3306, Cummins NTC-230, 250, 290, 350, PT-270 Eng. Paystar	24	1113846	S726	⁹	X306	SC902	SB131	SB141	N/A	SC182
1977	Cummins F-290, NTC-290, 350, 400 Eng. Transtar II.....	24	1113846	S726	⁹	X306	SC902	SB131	SB141	N/A	SC182
1977	I.H. V-345 Eng. Cargostar, Loadstar	12	1107709	●S100	SR16	X265	SC206	SB102	SB0	SC218	SC212
1977	I.H. V-345, V-392 Eng. Schoolmaster	12	1107709	●S100	SR16	X265	SC206	SB102	SB0	SC218	SC212
1976-75	Detroit 6V-53, I.H. DT-466 Eng. Fleetstar	12	1114714, 1114734	S725	⁸	X347	SC902	SB131	N/A	N/A	SC182
1976-75	I.H. VS-401 Eng. Cargostar	12	1108515	S727	N/R	X306	SC902	N/A	SB141	N/A	N/A
1976-75	I.H. VT-350, V-800, Cummins Super 250, NTA, NTC, Y-903, Detroit 8V-71 Eng. CO-4070B, CO-7070B, COF-7070B	12	1114070, 1114098	S725	⁸	X347	SC902	SB131	SB141	N/A	SC182

● A Borg-Warner Brand "P" Version Also Available See Inside Back Cover.

⁷ Starters require various numbers of Brushes and Springs. Order as needed.

⁸ SR13 for Solenoids w/Oval Face Plate; SR26 for Solenoids w/Square Face Plate.

⁹ SR14 for Solenoids w/Oval Face Plate; SR27 for Solenoids w/Square Face Plate.

⁴¹ Also use SB162 for Lever Housing Bushing.

⁹⁵ Also use SB132 for Lever Housing Bushing.

⁹⁸ Use SC941 for Thrust Washer.

INTERNATIONAL — Cont'd

STARTING SYSTEM PARTS — Cont'd

Year	Model or Engine	Volts	Starter No.	Solenoid Switch	Solenoid Repair Kit	Brush Set ⁷	Brush Spring ⁷	D.E. Bushing	C.E. Bushing	C.E. Washer	Starter Lever
1976-75	Cat. 3406, Detroit 8V-92 Eng. CO-4070B, CO-7070B, COF-7070B	24	1113905	S726	⁹	N/A	SC902	SB131	SB141	N/A	SC182
1976-72	Cat. 1160 Eng. 5000 Series, Fleetstar	12	1114171	S727	N/R	X347	SC902	SB131	SB141	N/A	SC182
1976-72	Detroit 6-71N Eng. 5000 Series	12	1114116	S727	N/R	X306	SC902	SB131	SB141	N/A	SC182
1976-72	Detroit 6V-53 Eng. 5000 Series	12	1114101	S727	N/R	X306	SC902	SB131	SB141	N/A	SC182
1976-72	Cummins V-555, VT-555, Detroit 8V-71, I.H. V-800 Eng. 5000 Series	12	1114058	S725	⁸	X347	SC902	SB131	SB141	N/A	SC182
1976-72	Cummins NH, NT, NTC, PT, Super 250, V-903, VT-903 Eng. 5000 Series	12	1114088	S725	⁸	X347	SC902	SB131	SB141	N/A	SC182
1976-72	I.H. DV-550B Eng. 5000 Series, Fleetstar	12	1114120	S727	N/R	X347	SC902	SB131	SB141	N/A	SC182
1976-72	I.H. VS-549 Eng. 5000 Series	12	1113217	S120	SR24	X291	N/A	SB148	N/A	N/A	N/A
1976-72	Cummins NH, NT, PT Eng. 4200, 4300	12	1114088	S725	⁸	X347	SC902	SB131	SB141	N/A	SC182
1976-72	I.H. V-800, Detroit 8V-71 Eng. 4200, 4300	12	1114058	S725	⁸	X347	SC902	SB131	SB141	N/A	SC182
1976-72	Cummins V-903 Eng. 4200, 4300	12	1114113	S727	N/R	X347	SC902	SB131	SB141	N/A	SC182
1976-72	Detroit 6-71N Eng. 4200, 4300, Fleetstar	12	1114187	S725	⁸	X306	SC902	N/A	N/A	N/A	N/A
1976-72	Detroit 12V-71N Eng. 4200, 4300	24	1109630	S726	⁹	X401	SC902	SB165 ⁹⁵	N/A	SC602	N/A
1976-72	Cat. 1145, 1150, 1160 Eng. Cargostar	12	1114171	S727	N/R	X347	SC902	SB131	SB141	N/A	SC182
1976-72	I.H. DV-462B, DV-550B Eng. Cargostar, Loadstar	12	1114112	S727	N/R	X306	SC902	SB131	SB141	N/A	SC182
1976-72	Cummins V8-210, V-555 Eng. Cargostar	12	1114120	S727	N/R	X347	SC902	SB131	SB141	N/A	SC182

⁷ Starters require various numbers of Brushes and Springs. Order as needed.

⁸ SR13 for Solenoids w/Oval Face Plate; SR26 for Solenoids w/Square Face Plate.

⁹ SR14 for Solenoids w/Oval Face Plate; SR27 for Solenoids w/Square Face Plate.

⁹⁵ Also use SB132 for Lever Housing Bushing.

INTERNATIONAL

INTERNATIONAL — Cont'd

STARTING SYSTEM PARTS — Cont'd											
Year	Model or Engine	Volts	Starter No.	Solenoid Switch	Solenoid Repair Kit	Brush Set ⁷	Brush Spring ⁷	D.E. Bushing	C.E. Bushing	C.E. Washer	Starter Lever
1976-72	Cummins V8-210, V-555 Eng. Cargostar	12	1114098	S725	*	X347	SC902	SB131	SB141	N/A	SC182
1976-72	I.H. V-304, V-345, V-392 Eng. Cargostar, Loadstar, School Bus	12	1107709	●S100	SR16	X265	SC206	SB102	SB0	SC218	SC212
1976-72	Cummins NH, NT, PT, Super 250 Eng. Fleetstar....	12	1114113	S727	N/R	X347	SC902	SB131	SB141	N/A	SC182
1976-72	I.H. DV-550 B Eng. Fleetstar....	12	1114112	S727	N/R	X306	SC902	SB131	SB141	N/A	SC182
1976-72	I.H. V-537, V-605 Eng. Fleetstar....	12	1109256	●S100	SR16	X291	SC225	SB201	N/A	N/A	SC212
1976-72	I.H. C-160B Eng. School Bus	12	1114089	N/A	N/R	X347	SC902	N/A	SB141	N/A	N/A
1976-72	Detroit 6V-53 Eng. Loadstar	12	1114052	S725	*	X306	SC902	SB131	SB141	N/A	SC182
1976-72	I.H. VS-401, VS-478 Eng. Loadstar	12	1113217	S120	SR24	X291	N/A	SB148	N/A	N/A	N/A
1976-72	I.H. MV8-404, MV8-446 Eng. Loadstar	12	1108769	●S100	SR16	X265	SC206	SB102	SB0	SC218	SC212
1974-72	All Eng. 7044 Unistar	12	1114145	S725	*	X347	SC902	SB131	SB141	N/A	SC182
1974-72	I.H. D-354 Eng. Cargostar	12	1113654	S120	SR24	X291	N/A	SB148	SB138	N/A	N/A
1974-72	I.H. RD-406, RD-450, RD-501 Eng. Cargostar, School Bus	12	1113172	S120	SR24	X291	N/A	SB148	SB138	N/A	N/A
1974-72	I.H. VS-401, VS-478, VS-549 Eng. Cargostar...	12	1113167	S120	SR24	X291	N/A	SB148	SB138	N/A	N/A
1974-72	I.H. RD-406, RD-450 Eng. Loadstar	12	1113218	S120	SR24	X291	N/A	SB148	N/A	N/A	N/A
1973-72	Detroit 6-71 Eng. CO-4070A, CO-4090, D-400, DC-400	12	1114189	S727	N/R	X306	SC902	SB131	N/A	N/A	SC182
1973-72	Detroit 6V-71 Eng. CO-4070A, CO-4090, D-400, DC-400	12	1114071	S725	*	X306	SC902	SB131	SB141	N/A	SC182
1973-72	Detroit 8V-71 Eng. CO-4070A, CO-4090, D-400, DC-400	12	1114070	S725	*	X347	SC902	SB131	SB141	N/A	SC182

● A Borg-Warner Brand "P" Version Also Available See Inside Back Cover.

⁷ Starters require various numbers of Brushes and Springs. Order as needed.

⁸ SR13 for Solenoids w/Oval Face Plate; SR26 for Solenoids w/Square Face Plate.

INTERNATIONAL — Cont'd

STARTING SYSTEM PARTS — Cont'd

Year	Model or Engine	Volts	Starter No.	Solenoid Switch	Solenoid Repair Kit	Brush Set ⁷	Brush Spring ⁷	D.E. Bushing	C.E. Bushing	C.E. Washer	Starter Lever
1973-72	I.H. DVT-573, DVT-573B Eng. CO-4070A, CO-4090	12	1114074	S725	*	X347	SC902	SB131	SB141	N/A	SC182
1973-72	I.H. DVT-573, DVT-573B Eng. D-400, DC-400 ..	12	1114070	S725	*	X347	SC902	SB131	SB141	N/A	SC182
1973-72	Detroit 12V-71 Eng. CO-4070A, CO-4090, D-400, DC-400	24	1109630	S726	⁹	X401	SC902	SB165 ⁹⁵	N/A	SC602	N/A
1973-72	I.H. C-160B Eng. CO-4070A, CO-4090, D-400, DC-400	12	1114064	S725	*	X347	SC902	SB131	SB141	N/A	SC182
1973-72	I.H. C-190B Eng. CO-4070A, CO-4090, D-400, DC-400	12	1114058	S725	*	X347	SC902	SB131	SB141	N/A	SC182
1973-72	Cummins NH, NP, NT, V-903, VT-903 Eng. CO-4070A, CO-4090, D-400, DC-400	12	1114088	S725	*	X347	SC902	SB131	SB141	N/A	SC182
1973-72	I.H. DV-550, DV-550B Eng. CO-4070A, CO-4090, D-400, DC-400	12	1114120	S727	N/R	X347	SC902	SB131	SB141	N/A	SC182
1973-71	All Eng. All Models	12	1990458	S5084	N/R	X395	N/A	SB165 ⁴¹	SB148	SC602 ⁹⁸	N/A
1971	I.H. RD-406, RD-450, RD-501 Eng. All Models .	12	1113218	S120	SR24	X291	N/A	SB148	N/A	N/A	N/A
1971	I.H. V, VS-401, V, VS-478, V, VS, FTV-549 Eng. All Models	12	1113217	S120	SR24	X291	N/A	SB148	N/A	N/A	N/A
1971	Cummins V8-185, V8-210 Eng. All Models	12	1114199	S725	*	X347	SC902	SB131	N/A	N/A	SC182
1971	Cummins V-555 Eng. All Models .	12	1114129	S725	*	X347	SC902	SB131	SB141	N/A	SC182
1971	Cummins V-903 Eng. All Models .	12	1114088	S725	*	X347	SC902	SB131	SB141	N/A	SC182
1971	Cummins V-903 Eng. All Models .	12	1114113	S727	N/R	X347	SC902	SB131	SB141	N/A	SC182
1971	Cummins V-903 Eng. All Models .	24	1113914	S726	⁹	X306	SC902	SB131	SB141	N/A	SC182

⁷ Starters require various numbers of Brushes and Springs. Order as needed.

⁸ SR13 for Solenoids w/Oval Face Plate; SR26 for Solenoids w/Square Face Plate.

⁹ SR14 for Solenoids w/Oval Face Plate; SR27 for Solenoids w/Square Face Plate.

⁴¹ Also use SB162 for Lever Housing Bushing.

⁹⁵ Also use SB132 for Lever Housing Bushing.

⁹⁸ Use SC941 for Thrust Washer.

INTERNATIONAL

INTERNATIONAL — Cont'd

STARTING SYSTEM PARTS — Cont'd

Year	Model or Engine	Volts	Starter No.	Solenoid Switch	Solenoid Repair Kit	Brush Set ⁷	Brush Spring ⁷	D.E. Bushing	C.E. Bushing	C.E. Washer	Starter Lever
1971	Cummins V-903 Eng. All Models .	24	1113831	N/A	N/R	X306	SC902	SB131	SB141	N/A	SC182
1971	Cummins NH-230, NHC-250, NTC-270, N-927 Eng. All Models .	12	1114086, 1114088	S725	*	X347	SC902	SB131	SB141	N/A	SC182
1971	Cummins NH-230, NHC-250, NTC-270, N-927 Eng. All Models .	12	1114113	S727	N/R	X347	SC902	SB131	SB141	N/A	SC182
1971	Cummins NH-230, NHC-250, NTC-270, N-927 Eng. All Models .	24	1113914	S726	⁹	X306	SC902	SB131	SB141	N/A	SC182
1971	Cummins NTC-335 Eng. Transtar	12	1114172	S725	*	X347	SC902	SB131	SB141	N/A	SC182
1971	Cat. 1160 Eng. All Models	12	1114171	S727	N/R	X347	SC902	SB131	SB141	N/A	SC182
1971-69	Cummins NTC-335 Eng. Unistar	12	1114145	S725	*	X347	SC902	SB131	SB141	N/A	SC182
1971-69	Detroit 6V-53N Eng. All Models .	12	1114168	S727	N/R	X306	SC902	SB131	SB141	N/A	SC182
1971-69	Detroit 12V-71N Eng. All Models .	24	1109630	S726	⁹	X401	SC902	SB165 ⁹⁵	N/A	SC602	N/A
1971-67	I.H. V-304, V-345, V-392 Eng. All Models	12	1107709	●S100	SR16	X265	SC206	SB102	SB0	SC218	SC212
1971-65	I.H. DV-462 Eng. All Models	12	1114112	S727	N/R	X306	SC902	SB131	SB141	N/A	SC182
1971-65	I.H. DV-550, DVT-550 Eng. All Models	12	1114120	S727	N/R	X347	SC902	SB131	SB141	N/A	SC182
1971-65	Detroit 6V-53N Eng. All Models .	12	1114052	S725	*	X306	SC902	SB131	SB141	N/A	SC182
1971-65	Detroit 6-71N Eng. All Models	12	1114116	S727	N/R	X306	SC902	SB131	SB141	N/A	SC182
1971-65	Detroit 6-71N Eng. All Models	12	1114189	S727	N/R	X306	SC902	SB131	N/A	N/A	SC182
1971-63	Detroit 6V-71N Eng. All Models .	12	1114071	S725	*	X306	SC902	SB131	SB141	N/A	SC182
1971-61	Detroit 8V-71N Eng. All Models .	12	1114070	S725	*	X347	SC902	SB131	SB141	N/A	SC182
1970-69	I.H. BD-308 Eng. All Models	12	1107680	●S100	SR16	X265	SC206	SB65	SB0	SC218	SC212
1970-69	I.H. D-301 Eng. All Models	12	1113650	S120	SR24	X291	N/A	SB148	SB138	N/A	N/A
1970-69	I.H. DVT-573 Eng. All Models	12	1114074	S725	*	X347	SC902	SB131	SB141	N/A	SC182

● A Borg-Warner Brand "P" Version Also Available See Inside Back Cover.

⁷ Starters require various numbers of Brushes and Springs. Order as needed.

* SR13 for Solenoids w/Oval Face Plate; SR26 for Solenoids w/Square Face Plate.

⁹ SR14 for Solenoids w/Oval Face Plate; SR27 for Solenoids w/Square Face Plate.

⁹⁵ Also use SB132 for Lever Housing Bushing.

INTERNATIONAL — Cont'd

STARTING SYSTEM PARTS — Cont'd

Year	Model or Engine	Volts	Starter No.	Solenoid Switch	Solenoid Repair Kit	Brush Set ⁷	Brush Spring ⁷	D.E. Bushing	C.E. Bushing	C.E. Washer	Starter Lever
1970-69	I.H. C-160, C-180 Eng. All Models .	12	1114089	N/A	N/R	X347	SC902	N/A	SB141	N/A	N/A
1970-69	I.H. C-160, C-180 Eng. All Models .	12	1114107	S725	⁸	X306	SC902	SB131	SB141	N/A	SC182
1970-69	I.H. C-160, C-180 Eng. All Models .	12	1114165	S725	⁸	X347	SC902	SB131	SB141	N/A	SC182
1970-69	I.H. C-160, C-180 Eng. All Models .	24	1113914	S726	⁹	X306	SC902	SB131	SB141	N/A	SC182
1970-69	Cummins NHE-195, NH-220, NH-230, NHC-250, NHCT-270 Eng. All Models	12	1114088, 1114165	S725	⁸	X347	SC902	SB131	SB141	N/A	SC182
1970-69	Cummins NHE-195, NH-220, NH-230, NHC-250, NHCT-270 Eng. All Models	12	1114107	S725	⁸	X306	SC902	SB131	SB141	N/A	SC182
1970-69	Cummins NHE-195, NH-220, NH-230, NHC-250, NHCT-270 Eng. All Models	12	1114113	S727	N/R	X347	SC902	SB131	SB141	N/A	SC182
1970-69	Cummins NHE-195, NH-220, NH-230, NHC-250, NHCT-270 Eng. All Models	24	1113914	S726	⁹	X306	SC902	SB131	SB141	N/A	SC182
1970-69	Cummins NTC-335 Eng. Transtar	12	1114165	S725	⁸	X347	SC902	SB131	SB141	N/A	SC182
1970-69	Cummins V-903 Eng. All Models .	24	1109630	S726	⁹	X401	SC902	SB165 ⁹⁵	N/A	SC602	N/A
1970-67	Detroit 6-71N Eng. All Models	12	1114134	S725	⁸	X347	N/A	SB131	SB141	N/A	SC182
1970-67	Detroit 6V-71N, 8V-71N Eng. All Models	24	1113938	S726	⁹	X347	SC902	SB131	SB141	N/A	SC182
1970-63	I.H. D-354 Eng. All Models	12	1113644	S120	SR24	X291	N/A	SB148	SB138	N/A	N/A
1970-63	I.H. RD-406, RD-450, RD-501 Eng. All Models .	12	1113172	S120	SR24	X291	N/A	SB148	SB138	N/A	N/A

⁷ Starters require various numbers of Brushes and Springs. Order as needed.

⁸ SR13 for Solenoids w/Oval Face Plate; SR26 for Solenoids w/Square Face Plate.

⁹ SR14 for Solenoids w/Oval Face Plate; SR27 for Solenoids w/Square Face Plate.

⁹⁵ Also use SB132 for Lever Housing Bushing.

INTERNATIONAL

INTERNATIONAL — Cont'd

STARTING SYSTEM PARTS — Cont'd

Year	Model or Engine	Volts	Starter No.	Solenoid Switch	Solenoid Repair Kit	Brush Set ⁷	Brush Spring ⁷	D.E. Bushing	C.E. Bushing	C.E. Washer	Starter Lever
1970-63	I.H. RD-406, RD-450, RD-501 Eng. All Models .	24	1113173	N/A	N/R	X362	SC206	SB148	SB138	N/A	N/A
1970-63	I.H. V, VS-401, V, VS-478, FTV, V, VS-549 Eng. All Models .	12	1113167	S120	SR24	X291	N/A	SB148	SB138	N/A	N/A
1970-63	I.H. V, VS-401, V, VS-478, FTV, V, VS-549 Eng. All Models .	24	1113168	N/A	N/R	X362	SC206	SB148	SB138	N/A	N/A
1968-67	Detroit 4-53 Eng. All Models .	12	1113183	S120	SR24	X362	SC206	SB148	SB138	N/A	N/A
1968-67	I.H. RD-372 Eng. .	12	1108341	●S100	SR16	X265	SC206	SB65	SB138	SC218	SC212
1968-67	Cummins NH, V8E-235, V8-265 Eng. All Models .	24	1113914	S726	⁹	X306	SC902	SB131	SB141	N/A	SC182
1968-67	Cummins V8-350 Eng. All Models .	24	1113887	S726	⁹	X306	N/A	SB131	SB141	SC602	SC182
1968-65	Cummins C-160B, C-175B, C-180B Eng. All Models .	12	1114089	N/A	N/R	X347	SC902	N/A	SB141	N/A	N/A
1968-65	Cummins C-160B, C-175B, C-180B Eng. All Models .	12	1114107	S725	⁸	X306	SC902	SB131	SB141	N/A	SC182
1968-65	Cummins NH, V8E-235, V8-265 Eng. All Models .	12	1114088	S725	⁸	X347	SC902	SB131	SB141	N/A	SC182
1968-65	Cummins V8-350 Eng. All Models .	12	1114086	S725	⁸	X347	SC902	SB131	SB141	N/A	SC182
1968-65	Cummins NH Eng. All Models .	12	1114113	S727	N/R	X347	SC902	SB131	SB141	N/A	SC182
1968-65	Detroit 6177N Eng. All Models .	12	1114122	S725	⁸	X306	N/A	SB131	SB141	N/A	SC182
1968-65	I.H. DVT-573B Eng. All Models .	12	1114074	S725	⁸	X347	SC902	SB131	SB141	N/A	SC182
1968-57	I.H. BD-282, BD-308 Eng. All Models .	12	1107680	●S100	SR16	X265	SC206	SB65	SB0	SC218	SC212
1966-65	Cummins V6-195E Eng. All Models .	12	1114088	S725	⁸	X347	SC902	SB131	SB141	N/A	SC182
1966-63	I.H. RD-372 Eng. All Models .	12	1107689	●S100	SR16	X265	SC206	N/A	SB138	SC218	N/A
1966-63	I.H. RD-406 Eng. All Models .	12	1113081	S673	SR15	X291	N/A	SB148 ¹⁰	SB138	N/A	N/A
1966-63	Cummins V6-195E Eng. All Models .	12	1114058	S725	⁸	X347	SC902	SB131	SB141	N/A	SC182
1966-59	I.H. V-345 Eng. All Models .	12	1107710	●S100	SR16	X265	SC206	SB102	SB138	SC218	SC212

● A Borg-Warner Brand "P" Version Also Available See Inside Back Cover.

⁷ Starters require various numbers of Brushes and Springs. Order as needed.

⁸ SR13 for Solenoids w/Oval Face Plate; SR26 for Solenoids w/Square Face Plate.

⁹ SR14 for Solenoids w/Oval Face Plate; SR27 for Solenoids w/Square Face Plate.

¹⁰ Also use SB135 Intermediate Bushing.

INTERNATIONAL — Cont'd

STARTING SYSTEM PARTS — Cont'd

Year	Model or Engine	Volts	Starter No.	Solenoid Switch	Solenoid Repair Kit	Brush Set ⁷	Brush Spring ⁷	D.E. Bushing	C.E. Bushing	C.E. Washer	Starter Lever
1964-63	Cummins NH-180, 195, 220, 250, NHE-180, 195, NF-180, NT-6B, NRT-6B, NTO-6B, NRTO-6B, 335, HB-600, HRB-600, HRF-6B, 600 Eng. All Models .	12	1114074, 1114086, 1114088	S725	*	X347	SC902	SB131	SB141	N/A	SC182
1964-63	Cummins NH-160 Eng. All Models .	12	1114113	S727	N/R	X347	SC902	SB131	SB141	N/A	SC182
1964-63	Detroit 6-71 Eng. All Models	12	1114071	S725	*	X306	SC902	SB131	SB141	N/A	SC182
1964-63	Cummins NH-220, V8-350 Eng. All Models	12	1114086, 1114088	S725	*	X347	SC902	SB131	SB141	N/A	SC182
1964-63	Cummins V6-200, V8-265	12	1114088	S725	*	X347	SC902	SB131	SB141	N/A	SC182
1964-61	Cummins C-160B, C-175B, JBS-600, JT-6B Eng. All Models .	12	1114000	N/A	N/R	X347	N/A	N/A	SB141	N/A	N/A
1962-61	Detroit 6-71, 6V-71 Eng. All Models	12	1114085	S725	*	X306	N/A	SB131	SB141	N/A	N/A
1962-61	I.H. V-392 Eng. All Models	12	1107710	●S100	SR16	X265	SC206	SB102	SB138	SC218	SC212
1962-61	I.H. RD-372, RD-406, RD-450, RD-501 Eng. All Models	24	1113109	S906	N/R	N/A	N/A	SB148	SB138	N/A	N/A
1962-61	Cummins HD-600, HRB-600, HRF-6B, 600, NF-180, NH-180, 195, 220, 250, NHE-180, 195, NT-6B, NRT-6B, NTO-6B, NRTO-6B, 335 Eng. All Models .	24	1113781, 1113783	S116	N/R	X346	N/A	N/A	SB141	N/A	N/A
1962-60	I.H. D-301 Eng. All Models	12	1113626	S120	SR24	X362	N/A	SB148	N/A	SC177	N/A
1962-59	I.H. V-266, V-304 Eng. All Models .	12	1107709	●S100	SR16	X265	SC206	SB102	SB0	SC218	SC212
1962-59	I.H. V-401, V-461, V-549 Eng. All Models	24	1113108	S906	N/R	N/A	N/A	SB148	SB138	N/A	N/A

● A Borg-Warner Brand "P" Version Also Available See Inside Back Cover.

⁷ Starters require various numbers of Brushes and Springs. Order as needed.

* SR13 for Solenoids w/Oval Face Plate; SR26 for Solenoids w/Square Face Plate.

INTERNATIONAL

INTERNATIONAL — Cont'd

STARTING SYSTEM PARTS — Cont'd

Year	Model or Engine	Volts	Starter No.	Solenoid Switch	Solenoid Repair Kit	Brush Set ⁷	Brush Spring ⁷	D.E. Bushing	C.E. Bushing	C.E. Washer	Starter Lever
1962-57	I.H. BD-220, BD-240, BD-264 Eng. All Models	12	1107678	●S100	SR16	X265	SC206	SB102	SB0	SC218	SC212
1962-57	I.H. BD-220, BD-240, BD-264 Eng. All Models	12	1107679	●S100	SR16	X265	SC206	SB102	SB138	SC218	SC212
1962-57	I.H. RD-372, RD-406 Eng. All Models.....	12	1107689	●S100	SR16	X265	SC206	N/A	SB138	SC218	N/A
1962-57	I.H. RD-450, RD-501 Eng. All Models.....	12	1103081	S673	SR15	X291	N/A	SB148 ¹⁰	SB138	N/A	N/A
1962-57	I.H. V-401, V-461, V-549 Eng. All Models.....	12	1113070	S120	SR24	X291	N/A	N/A ¹⁰	SB138	N/A	N/A
1960	Cummins HR-6B, HRF-6B, NH-180, 195, 220, NRT-600, NRT0-6B, 335, NT-6B, NTO-6B Eng. All Models	24	1113823	N/A	N/R	X346	N/A	N/A	SB141	N/A	N/A
1960	Cummins HR-6B, HRF-6B, NH-180, 195, 220, NRT-600, NRT0-6B, 335, NT-6B, NTO-6B Eng. All Models	24	1113708	S116	N/R	X346	N/A	N/A	SB141	N/A	N/A
1960-59	Cummins NH-180, 220 Eng. All Models.....	24	1113823	N/A	N/R	X346	N/A	N/A	SB141	N/A	N/A
1960-59	Cummins NH-180, 220 Eng. All Models.....	24	1113708	S116	N/R	X346	N/A	N/A	SB141	N/A	N/A
1960-57	Cummins JBS-600, JT-6B Eng. All Models.....	12	1114000	N/A	N/R	X347	N/A	N/A	SB141	N/A	N/A
1960-57	I.H. RD-372, RD-406 Eng. All Models.....	24	1109183	N/A	N/R	X346	SC902	SB102 ¹⁰	SB0	N/A	N/A
1960-55	I.H. RD-450, RD-501 Eng. All Models.....	24	1109183	N/A	N/R	X346	SC902	SB102 ¹⁰	SB0	N/A	N/A
1958-57	Cummins NHB-600, HRB-600, HRFB-600 Eng. All Models.....	24	1113781	S116	N/R	X346	N/A	N/A	SB141	N/A	N/A

● A Borg-Warner Brand "P" Version Also Available See Inside Back Cover.

¹⁰ Also use SB135 Intermediate Bushing.

⁷ Starters require various numbers of Brushes and Springs. Order as needed.

INTERNATIONAL — Cont'd

STARTING SYSTEM PARTS — Cont'd

Year	Model or Engine	Volts	Starter No.	Solenoid Switch	Solenoid Repair Kit	Brush Set ⁷	Brush Spring ⁷	D.E. Bushing	C.E. Bushing	C.E. Washer	Starter Lever
1958-57	Cummins NHB-600, HRB-600, HRFB-600 Eng. All Models.....	24	1113823	N/A	N/R	X346	N/A	N/A	SB141	N/A	N/A
1958-56	I.H. RD-372 Eng. All Models.....	12	1108161	N/A	N/R	N/A	SC204	SB106	N/A	SC218	N/A
1958-56	I.H. RD-406, RD-450, RD-501 Eng. All Models .	12	1113040	S673	SR15	X291	N/A	SB148 ¹⁰	SB138	N/A	N/A
1957-56	I.H. RD-372 Eng. All Models.....	6	1108051	S84	SR15	X145	SC204	SB102 ¹⁰	S80	SC218	N/A
1957-56	I.H. RD-406, RD-450 Eng. All Models.....	6	1113039	N/A	N/R	X291	N/A	SB148 ¹⁰	SB138	N/A	N/A
1957-55	I.H. RD-406, RD-450 Eng. All Models.....	6	1109015	S79	N/R	X344	N/A	SB137	N/A	N/A	N/A
1957-50	I.H. RD-372 Eng. All Models.....	6	1108217	S79	N/R	X145	SC204	SB137	N/A	N/A	N/A
1957-50	I.H. RD-372 Eng. All Models.....	12	1108412	S72	N/R	N/A	SC204	SB137	N/A	N/A	N/A
1957-50	I.H. RD-406, RD-450, RD-501 Eng. All Models .	12	1109012	S72	N/R	X344	N/A	SB137 ⁷¹	N/A	N/A	N/A
1956	I.H. V-401, V-461, V-549 Eng. All Models.....	12	1113001	S120	SR24	X291	N/A	SB148 ¹⁰	SB138	N/A	N/A
1956-55	I.H. BD-220, BD-240 Eng. All Models.....	6	1107156	N/A	SR15	X145	SC204	SB102	N/A	SC218	N/A
1956-55	I.H. BD-220, BD-240, BD-264 Eng. All Models .	12	1108157	N/A	N/R	N/A	SC204	SB65	N/A	SC218	N/A
1956-55	I.H. BD-240, BD-264 Eng. All Models.....	6	1108042	N/A	SR15	X145	SC204	SB65	N/A	SC218	N/A
1956-54	I.H. BD-269, BD-282 Eng. All Models.....	6	1108221	S79	N/R	X145	SC204	S80	N/A	N/A	N/A
1956-54	I.H. BD-308 Eng. All Models.....	6	1108033	S84	SR15	X145	SC204	SB106	N/A	SC218	N/A
1956-54	I.H. BD-308 Eng. All Models.....	12	1108153	N/A	N/R	N/A	SC204	SB106	N/A	SC218	N/A
1956-53	I.H. BD-269, BD-282 Eng. All Models.....	6	1108009	S79	N/R	X145	SC204	S80	N/A	N/A	N/A
1956-53	I.H. BD-269, BD-282 Eng. All Models.....	12	1108142	S72	N/R	N/A	SC204	S80	N/A	N/A	N/A

⁷ Starters require various numbers of Brushes and Springs. Order as needed.⁷¹ Also use SB134 Intermediate Bushing.¹⁰ Also use SB135 Intermediate Bushing.

INTERNATIONAL

INTERNATIONAL — Cont'd

STARTING SYSTEM PARTS — Cont'd

Year	Model or Engine	Volts	Starter No.	Solenoid Switch	Solenoid Repair Kit	Brush Set ⁷	Brush Spring ⁷	D.E. Bushing	C.E. Bushing	C.E. Washer	Starter Lever
1955	I.H. SD-220, SD-240 Eng. All Models.....	6	1107140	S79	N/R	X145	SC204	SB0	N/A	N/A	N/A
1955	I.H. SD-220, SD-240 Eng. All Models.....	6	1107156	N/A	SR15	X145	SC204	SB102	N/A	SC218	N/A
1955	I.H. SD-220, SD-240 Eng. All Models.....	12	1108157	N/A	N/R	N/A	SC204	SB65	N/A	SC218	N/A
1955	I.H. SD-240 Eng. All Models.....	6	1108042	N/A	SR15	X145	SC204	SB65	N/A	SC218	N/A
1954	I.H. SD-220, SD-240 Eng. All Models.....	6	1107140, 1108021	S79	N/R	X145	SC204	SB0	N/A	N/A	N/A
1954	I.H. SD-220, SD-240 Eng. All Models.....	12	1108150	S72	N/R	N/A	SC204	SB0	N/A	N/A	N/A
1954-50	I.H. RD-406, RD-450 Eng. All Models.....	6	1109004	S79	N/R	X344	N/A	SB137	N/A	N/A	N/A
1954-50	I.H. RD-406, RD-450, RD-501 Eng. All Models .	12	1109005	S72	N/R	X344	N/A	SB137 ⁷¹	N/A	N/A	N/A
1954-50	I.H. SD-220, SD-240 Eng. All Models.....	6	1107134	S79	N/R	X145	SC204	SB0	N/A	N/A	N/A
1954-50	I.H. SD-220, SD-240 Eng. All Models.....	12	1108131	S72	N/R	N/A	SC204	SB0	N/A	N/A	N/A
1953-50	I.H. SD-220, SD-240 Eng. All Models.....	6	1107074	S79	N/R	X145	SC204	SB0	N/A	N/A	N/A
1953-50	I.H. RED-450 Eng. L-212 Sanitation.	12	1109005	S72	N/R	X344	N/A	SB137 ⁷¹	N/A	N/A	N/A
1952-50	I.H. BD-269 Eng. All Models.....	6	1107697	S79	N/R	X145	SC204	SB0	N/A	N/A	N/A
1952-50	I.H. BD-269 Eng. All Models.....	12	1108130	S72	N/R	N/A	SC204	SB0	N/A	N/A	N/A
1951-48	Cummins NHB-600, NHBS-600, NB-600, NBS-600 Eng. All Models.....	24	1108863	S116	N/R	X346	SC902	N/A	SB141	N/A	N/A
1951-48	Cummins NHBS-600 Eng. All Models.....	24	1108872	S116	N/R	X346	SC902	N/A	SB141	N/A	N/A
1949-47	I.H. RED-361 Eng. All Models.....	6	1108210	S62	N/R	X145	SC204	SB137	N/A	N/A	N/A
1949-47	Continental R-6586 Eng. All Models.....	12	1109150	N/A	N/R	X346	SC902	N/A	N/A	N/A	N/A

⁷ Starters require various numbers of Brushes and Springs. Order as needed.

⁷¹ Also use SB134 Intermediate Bushing.

INTERNATIONAL — Cont'd

STARTING SYSTEM PARTS — Cont'd

Year	Model or Engine	Volts	Starter No.	Solenoid Switch	Solenoid Repair Kit	Brush Set ⁷	Brush Spring ⁷	D.E. Bushing	C.E. Bushing	C.E. Washer	Starter Lever
1949-43	I.H. RED-361 Eng. All Models	6	721K	S62	N/R	X145	SC204	SB137	N/A	N/A	N/A
1949-43	I.H. RED-361 Eng. All Models	12	721N	●S58	N/R	N/A	SC204	SB137	N/A	N/A	N/A
1949-43	I.H. RED-401, RED-450 Eng. All Models	6	704	S62	N/R	X344	N/A	SB137	N/A	N/A	N/A
1949-43	I.H. RED-401, RED-450 Eng. All Models	12	713	●S58	N/R	X344	N/A	SB137	N/A	N/A	N/A
1949-43	I.H. BLD-250, BLD-269 Eng. All Models	6	737Z	S62	N/R	X145	SC204	SB0	N/A	N/A	N/A
1949-43	I.H. BLD-250, BLD-269 Eng. All Models	12	740N	●S58	N/R	N/A	SC204	SB0	N/A	N/A	N/A
1949-41	I.H. GRD-214, GRD-233 Eng. All Models	6	1107041	S24	N/R	X145	SC204	SB65	N/A	N/A	N/A
1949-41	I.H. GRD-214, GRD-233 Eng. All Models	12	1107829	S24	N/R	N/A	SC204	SB138	N/A	N/A	N/A
1948-47	Continental R-6586 Eng. All Models	12	578	N/A	N/R	X344	N/A	SB137	N/A	N/A	N/A
1947	Cummins NHB-600 Eng. All Models .	24	1109334	N/A	N/R	X344	SC902	N/A	N/A	N/A	N/A
1947	Continental S-6749 Eng. All Models .	12	1109345	N/A	N/R	X344	SC902	SB137	SB141	N/A	N/A

STARTER DRIVES

Year	Model or Engine	Part No.	Year	Model or Engine	Part No.
1994-85	All Eng. All Models w/Str. 1990312, 1993761, 1993880, 10478890	SD914	1994-61	All Eng. All Models w/Str. 1109285, 1109290, 1109295, 1109630, 1113831, 1113839, 1113846, 1113887, 1113892, 1113900, 1113905, 1113914, 1113938, 1113952, 1114058, 1114064, 1114070, 1114071, 1114074, 1114085, 1114086, 1114087, 1114088, 1114089, 1114098, 1114107, 1114113, 1114116, 1114122, 1114134, 1114145, 1114165, 1114172, 1114187, 1114189, 1114829, 1114850, 1114873, 1114880, 1114889, 1114890, 1114892, 1114895, 1114896, 1990267, 1990269, 1990276, 1990344, 1990352, 1990354, 1990355, 1990386, 1990388, 1990400, 1990456, 1990458, 1990483, 1990484, 10478802, 10478905, 10478911, 10478998 ..	SD486
1994-63	All Eng. All Models w/Str. 1114112, 1114120, 1114129, 1114171, 1114199, 1114714, 1114734, 1114829, 1114833, 1114836, 1114881, 1114884, 1114886, 1114889, 1990205, 1990356, 1990372, 1990379, 1990401, 1990404, 1990405, 1990406, 1990407, 1990466, 1990492, 10479003	SD489	1984-54	All Eng. All Models w/Str. 1107680, 1108042, 1108153, 1108157, 1108161, 1108341, 1108769, 1109256, 1113001, 1113039, 1113040, 1113108, 1113109, 1113167, 1113168, 1113172, 1113173, 1113217, 1113218, 1998252	SD221
			1981-70	All Eng. All Models w/Str. 1108278, 1109358 ..	SD209

● A Borg-Warner Brand "P" Version Also Available See Inside Back Cover.

⁷ Starters require various numbers of Brushes and Springs. Order as needed.

INTERNATIONAL

INTERNATIONAL — Cont'd

STARTING SYSTEM PARTS — Cont'd

STARTER DRIVES — Cont'd

Year	Model or Engine	Part No.	Year	Model or Engine	Part No.
1979-69	All Eng. All Models w/Str. 1108384, 1108478, 1108515.....	SD207	1955-53	All Eng. 190 thru 200 Series 6V.....	SD144
1979-59	All Models w/152, V-266, V-304, 345, 392 Eng. w/Str. 1107709, 1107710.....	SD206	1955-50	All Eng. 185 thru 194 Series w/Str. 1108412....	SD551
1976-63	All Eng. All Models w/Str. 1113626, 1113644, 1113650.....	SD279	1954-53	All Eng. 110 thru 160 Series w/Auto. Trans.	SD565
1976-59	8 Cyl. All Eng. 100 thru 165.....	SD206	1954-53	All Eng. 110 thru 160 Series w/Std. Trans.	SD212
1974-63	All Eng. All Models w/Str. 1113183, 1113654..	SD282	1952-50	All Eng. 195 thru 210 Series w/Str. 1109004...	SD144
1970-63	All Eng. All Models w/D354 Diesel	SD279	1952-50	All Eng. All Models w/Str. 1107697	SD204
1965-61	All Eng. Scout Comanche	SD206	1949-47	All Eng. All Models K, KB-10, 11 w/Str. 704 ...	SD144
1957-50	All Eng. 170 thru 184 Series w/BD269 Eng. w/Str. 1108142, 1108217, 1108221.....	SD135	1949-47	All Eng. All Models w/Str. 721-K, N.....	SD135
			1949-43	All Eng. All Models K, KB-6, KB-7	SD135
			1949-41	All Eng. All Models K-1, KB-1, 5	SD212

SWITCHES/RELAYS/LIGHT SOCKETS & CONNECTORS

CONNECTORS & LIGHT SOCKETS

Year	Model or Engine	Part No.	Year	Model or Engine	Part No.
DIMMER SWITCH CONNECTOR			HEADLIGHT SOCKET — Cont'd		
1976-66	Check Application	PT63	1985-47	All 2-Prong w/o Fiber Optic Illum.....	PT31
1965-62	Door-to-Door, C-Line, VCO & School Bus Models	PT63	1985-47	All 3-Prong w/o Fiber Optic Illum.....	PT20
HEADLIGHT SOCKET					
1985-70	All 2-Prong w/Fiber Optic Illum.....	PT122			
1985-70	All 3-Prong w/Fiber Optic Illum.....	PT121			

RELAYS

Year	Model or Engine	Part No.
HORN RELAY		
1983-62	All	R169
1961-41	All 12 Volt	R132
1956-41	All 6 Volt.....	R102

SWITCHES

Year	Model or Engine	Part No.	Year	Model or Engine	Part No.
AIR PRESSURE SWITCH			DIMMER SWITCH		
1971-56	All w/Air Brakes	S355	1983-66	Check Application	DS118 or DS111
AXLE SWITCH DRIVE SCREW			1965-62	Door-to-Door, C-Line, VCO & School Bus Models	DS111
	All	S986	1965-62	All Others	DS104
CIRCUIT BREAKER			1961-60	C-Lines, VCO & School Bus Models	DS111
Universal Type — To Replace Tubular Glass Fuse					
1988-56	All Eng. All Models w/10 Amp.	CB12	1961-60	All Others	DS104
1988-56	All Eng. All Models w/15 Amp.	CB11	1959-57	All	DS104
1988-56	All Eng. All Models w/20 Amp.	CB8	1953-49	All	DS118
1988-56	All Eng. All Models w/25 Amp.	CB10	DIRECTIONAL SIGNAL REPAIR KIT		
1988-56	All Eng. All Models w/30 Amp.	CB7	Compare old & new directional signal repair parts before attempting installation		
1988-56	All Eng. All Models w/40 Amp.	CB6	1977-71	Scout II.....	DR7
1988-56	All Eng. All Models w/50 Amp.	CB14	1977-66	1600-1800 w/Hazard Switch	DR3
Universal Type — To Replace "Autofuse" Type					
1988-70	All Eng. All Models w/5 Amp.....	CB205	1975-74	100-500	DR7
1988-70	All Eng. All Models w/6 Amp.....	CB206	1973	All With Delco Switch	DR7
1988-70	All Eng. All Models w/8 Amp.....	CB208	1972	(Late) With Delco Switch	DR7
1988-70	All Eng. All Models w/10 Amp.	CB210	1972-71	(Early) With Delco Switch	DR6
1988-70	All Eng. All Models w/12 Amp.	CB212	1971-66	With Hazard Switch — 1971 w/Boyne	DR3
1988-70	All Eng. All Models w/15 Amp.	CB215	EATON TWO-SPEED AXLE SHIFT SWITCH		
1988-70	All Eng. All Models w/20 Amp.	CB220	All		S480
1988-70	All Eng. All Models w/25 Amp.	CB225	FUEL PUMP SAFETY SWITCH		
1988-70	All Eng. All Models w/30 Amp.	CB230	All	Used to shut down the fuel pump when oil pressure is lost.....	S4300

INTERNATIONAL — Cont'd

SWITCHES/RELAYS/LIGHT SOCKETS & CONNECTORS — Cont'd

SWITCHES — Cont'd

Year	Model or Engine	Part No.	Year	Model or Engine	Part No.
GLOW PLUG CONTROLLER			OIL PRESSURE SWITCH — Cont'd		
All	6.9 Ltr., 7.2 Ltr. Diesel	GPC3	1978-74	All 12 Volt w/Gauge	S333
HEADLIGHT SWITCH			1976-58	12 Volt With 80lb. Pressure	S665
1983-79	Cargostar	S437	1967-59	DCO 405 Model	S320
1983-79	Paystar w/COF5370	S437	1959-58	A Models	S666
1983-79	S Series, Scout	S437	1961-56	S Models	S666
1978-70	All	S437	1957-56	B Models	S666
1969-50	All	S138	STOPLIGHT SWITCH		
IGNITION SWITCH — w/o Lock Cyl. & Keys			1983-79	Cargostar w/Hyd. Brakes	S237
1983-77	Scout Standard	CS84	1983-79	S Series w/Hyd. Brakes	S237
1983-77	Tilt Steering	CS83	1974-69	Scout, Travelall, 100-1500 Series	S237
1976-74	All Exc. Tilt Wheel	CS84	1970-67	All Exc. Scout 1968-70	S193
1976-74	All w/Tilt Wheel	CS83	1968-63	Scout	S199
1974-73	Scout	CS71L	1966-58	All Exc. Scout 1961-66	S193
IGNITION SWITCH — w/Lock Cyl. & Keys			1965-62	All w/Starter 1107689, 1113081 & 1113172	S190
1973-56	All Exc. '73 Scout	CS17	1962	All Exc. 1114070 & 1114085 Starter	S193
LOCK CYL. & KEYS			1962	w/1114070 & 1114085 Starter	S194
1983-77	All	CS118L	TEMPERATURE SENDER UNIT		
1976-74	All	CS71L	1975-74	100, 150, 200 Series w/Gauge	WT353
1973	Scout	CS71L	1975-74	304, 345, 392 Eng. w/Gauge	WT353
MANUAL STARTER SWITCH			1975-74	100, 150, 200 Series w/Gauge	WT353
1974-72	Unistar	PB10	1975-74	304, 345, 392 Eng. w/Gauge	WT353
1973-72	CO 4070A, CO 4090, D 400, DC 400	PB10	1971-70	1/2, 3/4 Ton-1010, 1210, 1310 w/Gauge	WT353
NEUTRAL SAFETY SWITCH			TERMINAL BLOCK SWITCH		
1983-68	All	S395	All		S481
OIL PRESSURE SWITCH					
1983-79	Cargostar, Scout w/Gauge	S333			
1980-70	Payster w/Light	S383			

JAY MADSEN EQUIPMENT CO.

PARTS FOR CONTACT CONTROLLED DISTRIBUTORS

Year	Model or Engine	Distributor No.	Contact Assembly ¹	Con-denser	Cap	Rotor	Ignition Coil ²⁶
6 CYLINDER							
1961-54	School Bus; LT6-427 Eng	All	A40H	G102A	C16 ²⁶	D10	E40

CONTACT ASSEMBLY CONVERSION TABLE

Heavy Duty Assembly	Heavy Duty Pierced Assembly	Standard Assembly
A40H	A40V	A40

EPOXY COIL CONVERSION TABLE

Oil Filled	Epoxy
E40	E81

¹ For Optional Contact Assemblies, refer to Conversion Chart following Distributor Parts Table.

² When Coil Bracket is required, refer to Illustrated Buyers Guide — ICB Prefix.

⁶ For Optional Epoxy Coils, refer to Conversion Chart following Distributor Parts Table.

²⁶ C16A Heavy Duty Cap also available.

JAY MADSEN EQUIPMENT CO. — Cont'd

CHARGING SYSTEM PARTS

PARTS FOR GENERATORS

Year	Model or Engine	Volts	Amps.	Generator No.	Voltage Regulator	Voltage Regulator Fuse	Brush Set	Brush Spring (2 Used)	Bushing
1961-54	T6-427 Eng.	12	—	1106822	R187	N/R	X263	N/A	N/A

STARTING SYSTEM PARTS

Year	Model or Engine	Volts	Starter No.	Solenoid Switch	Solenoid Repair Kit	Brush Set ⁷	Brush Spring ⁷	D.E. Bushing	C.E. Bushing	C.E. Washer	Starter Lever
1961-54	T6-427 Eng.	12	1113019	●S58	N/R	X291	N/A	N/A	N/A	N/A	N/A

SWITCHES/RELAYS/LIGHT SOCKETS & CONNECTORS

RELAYS

Year	Model or Engine	Part No.
HORN RELAY		
1961-54	School Bus	R132

SWITCHES

Year	Model or Engine	Part No.
DIMMER SWITCH		
1961-54	School Bus	DS118

KENWORTH

PARTS FOR CONTACT CONTROLLED DISTRIBUTORS

Year	Model or Engine	Distributor No.	Contact Assembly ¹	Con-denser	Cap	Rotor	Ignition Coil ^{2,6}
6 CYLINDER							
1962-61	Hercules, Hall-Scott 590-GV3 Eng. All Models.....	1111874	A40H	G102A	C16A	N/A	E40
1954-45	Buda LO-525 Eng. All Models.....	1111767	A40H	G102A	N/A	N/A	E40
1954-45	Waukesha 6-MZR Eng. All Models	1111773	A40H	G102A	C16A	N/A	E40
1948-46	N Model Buses	All	A61	N/A	C16A	N/A	E40
1947	Hall-Scott 400 Eng.....	IGE-4103	A70	G124	N/A	N/A	E40

CONTACT ASSEMBLY CONVERSION TABLE

Heavy Duty Assembly	Heavy Duty Pierced Assembly	Standard Assembly
A40H	A40V	A40

EPOXY COIL CONVERSION TABLE

Oil Filled	Epoxy
E40	E81

● A Borg-Warner Brand "P" Version Also Available See Inside Back Cover.
¹ For Optional Contact Assemblies, refer to Conversion Chart following Distributor Parts Table.
² When Coil Bracket is required, refer to Illustrated Buyers Guide — ICB Prefix.

⁶ For Optional Epoxy Coils, refer to Conversion Chart following Distributor Parts Table.
⁷ Starters require various numbers of Brushes and Springs. Order as needed.

KENWORTH — Cont'd

CHARGING SYSTEM PARTS

PARTS FOR ALTERNATORS

Year	Model or Engine	Volts	Amps.	Alternator No.	Voltage Regulator	Brush Set	Brush & Holder Assembly	Positive Diode (3 Used)	Negative Diode (3 Used)	Diode Trio	Alternator Con- denser
1994	All Eng. All Models	12	115, 145	19010145, 19010168	R1003	X613	N/A	SC237 Assembly		SC563	N/A
1994	All Eng. All Models	12	145	19010126	R716	X613	N/A	SC237 Assembly		SC563	N/A
1994-93	All Eng. All Models	12	130	19010147	R1003	X613	N/A	SC237 Assembly		SC563	N/A
1994-91	All Eng. All Models	12	100	19010105	R716	X613	N/A	N/A	N/A	SC563	N/A
1994-86	All Eng. All Models	12	85	19010003	R716	N/R	N/R	SC2P	SC2N	N/A	N/R
1994-86	All Eng. All Models	12	85, 105	1117801	R716	N/R	N/R	SC117 Assembly		SC228	N/A
1993	All Eng. All Models	12	130, 145	1117943, 1117964	R716	X613	N/A	SC237 Assembly		SC563	N/A
1993	All Eng. All Models	12	100, 115	1117892, 1117941	R716	X613	N/A	N/A	N/A	SC563	N/A
1993-91	All Eng. All Models	12	130, 145	1117909, 1117921	R716	X613	N/A	SC237 Assembly		SC563	N/A
1993-91	All Eng. All Models	12	100, 115	1117886, 1117910	R716	X613	N/A	N/A	N/A	SC563	N/A
1993-91	All Eng. All Models	12	100	1117905	R716	X613	N/A	SC231 Assembly		SC563	N/A
1991	All Eng. All Models	12	90	1117481, 1117732	R716	N/R	N/R	SC117 Assembly		SC228	N/A
1991	All Eng. All Models	12	75	1117261	R323	N/R	N/R	SC2P	SC2N	N/R	N/A
1991-87	All Eng. All Models	12	85	1117264	R323	N/R	N/R	SC2P	SC2N	N/R	N/A
1991-87	All Eng. All Models	12	105	1117807	R716	N/R	N/R	SC117 Assembly		SC228	N/A
1991-86	All Eng. All Models	12	75	19010007	N/A	N/R	N/R	SC2P	SC2N	N/A	N/R
1986	All Eng. All Models	12	75	1117261	R323	N/R	N/R	SC2P	SC2N	N/R	N/A
1986-75	All Eng. All Models	12	90	1117481, 1117732	R716	N/R	N/R	SC117 Assembly		SC228	N/A
1986-72	All Eng. All Models	12	75	1117241	R323	X301	X303	SC2P	SC2N	N/R	N/A
1985-79	All Eng. All Models	12	85	1117183	R717	N/A	N/A	N/A	N/A	N/A	N/A
1985-72	All Eng. All Models	12	75	19010003	R716	N/R	N/R	SC2P	SC2N	N/A	N/R
1976-72	All Eng. All Models	12	75	1117225	R323	N/R	N/R	SC2P	SC2N	N/R	N/A
1974-72	All Eng. All Models	12	62	1117781	R293	X355	N/A	N/A	N/A	N/R	N/A
1974-72	All Eng. All Models	12	60, 85	1117058, 1117059	R293	N/A	N/A	N/A	N/A	N/A	N/A
1967	All Eng. All Models	12	62	1117756, 1117769	R293	X355	N/A	N/A	N/A	N/R	N/A
1967	All Eng. All Models	12	60, 85	1117089, 1117090	R293	N/A	N/A	N/A	N/A	N/A	N/A
1962	All Eng. All Models	12	62	1117756	R293	X355	N/A	N/A	N/A	N/R	N/A
1962	All Eng. All Models	12	62	1117754	N/A	X368	N/A	N/A	N/A	N/R	N/A
1962	All Eng. All Models	12	85	1117090	R293	N/A	N/A	N/A	N/A	N/A	N/A
1962-61	All Eng. All Models	12	60	1117078	R293	N/A	N/A	N/A	N/A	N/A	N/A
1962-61	All Eng. All Models	12	105	1117115	R293	N/A	N/A	N/A	N/A	N/A	N/A

KENWORTH — Cont'd

CHARGING SYSTEM PARTS — Cont'd

PARTS FOR GENERATORS

Year	Model or Engine	Volts	Amps.	Generator No.	Voltage Regulator	Voltage Regulator Fuse	Brush Set	Brush Spring (2 Used)	Bushing
1967	All Eng. All Models	24	20	1106855	R311	N/A	X263	N/A	N/A
1967-61	All Eng. All Models	12	50	1106822, 1106824, 1106825, 1106914, 1106932, 1106940	R187	N/A	X263	N/A	N/A
1962-61	All Eng. All Models	24	20	1106855, 1106867	R311	N/A	X263	N/A	N/A
1954-49	All Eng. All Models	12	20	1102984	R308	RF35	N/A	SC202	N/A
1954-49	All Eng. All Models	12	20	1105917	R308	RF35	X228	N/A	N/A

STARTING SYSTEM PARTS

Year	Model or Engine	Volts	Starter No.	Solenoid Switch	Solenoid Repair Kit	Brush Set ⁷	Brush Spring ⁷	D.E. Bushing	C.E. Bushing	C.E. Washer	Starter Lever
1994	Cummins B Eng. All Models	12	1113276	S5125	N/R	X615	SC903	SB206	N/A	N/A	SC952
1994-93	Cummins C Eng. All Models	12	1990394	S5019	SR29	X395	N/A	SB165 ⁴¹	SB148	SC602 ⁹⁸	N/A
1994-86	Cat. 3306 Eng. All Models	12	1990397	S5019	SR29	X395	N/A	SB165 ⁴¹	SB148	SC602 ⁹⁸	N/A
1994-86	Cat. 3406, Cummins 855, L-10, Detroit 6V-92 Eng. All Models	12	1990490	S5019	SR29	X395	N/A	SB165 ³¹	SB148	SC602 ⁹⁸	N/A
1994-84	Cat. 3406, Cummins 855, L-10, Detroit 6V-92 Eng. All Models	12	1990489	S5019	SR29	X395	N/A	SB165 ³¹	SB148	SC602 ⁹⁸	N/A
1994-83	Cat. 3306 Eng. All Models	12	1990372	S5019	SR29	X395	N/A	SB165 ³¹	SB148	SC602 ⁹⁸	N/A
1992-91	Cummins C-8.3 Eng. All Models	12	1993795	S5019	SR29	X395	N/A	SB165 ⁴¹	SB148	SC602 ⁹⁸	N/A
1992-91	Cummins C-8.3 Eng. All Models Opt.	12	1993969	N/A	N/R	X397	N/A	SB148 ³¹	SB148	SC941	N/A
1988-86	Cat. 3406 Eng. All Models	12	1993859	S725	⁸	X375	N/A	SB165 ⁴¹	SB148	SC602 ⁹⁸	N/A
1988-86	Cat. 3406 Eng. All Models	24	1993860	S726	⁹	X400	N/A	SB165 ⁹⁵	N/A	SC602	SC182
1988-86	Cat. 3306 Eng. All Models	12	1990299	S725	⁸	X377	N/A	SB165 ⁹⁵	N/A	SC602	SC182

⁷ Starters require various numbers of Brushes and Springs. Order as needed.

⁸ SR13 for Solenoids w/Oval Face Plate; SR26 for Solenoids w/Square Face Plate.

⁹ SR14 for Solenoids w/Oval Face Plate; SR27 for Solenoids w/Square Face Plate.

³¹ Use SB163 for Lever Housing Bushing.

⁴¹ Also use SB162 for Lever Housing Bushing.

⁹⁵ Also use SB132 for Lever Housing Bushing.

⁹⁸ Use SC941 for Thrust Washer.

KENWORTH — Cont'd

STARTING SYSTEM PARTS — Cont'd

Year	Model or Engine	Volts	Starter No.	Solenoid Switch	Solenoid Repair Kit	Brush Set ⁷	Brush Spring ⁷	D.E. Bushing	C.E. Bushing	C.E. Washer	Starter Lever
1988-86	Cat. 3306 Eng. All Models.....	24	1990371	S5021	SR30	X396	N/A	SB165 ³¹	SB148	SC602 ⁹⁸	N/A
1988-86	Cat. 3406, Cummins 855, L-10, Detroit 6V-92 Eng. All Models.....	24	1990491	S5021	SR30	X396	N/A	SB165 ³¹	SB148	SC602 ⁹⁸	N/A
1988-86	Cat. 3408, Cummins 855, L-10, Detroit 8V-92 Eng. All Models.....	24	1990231	S726	⁹	X400	N/A	SB165 ⁹⁵	N/A	SC602	SC182
1988-84	Cummins 855, L-10, Detroit 6V-92, 8V-92 Eng. All Models .	12	1990261, 10478877	S725	⁸	X375	N/A	SB165 ⁹⁵	N/A	SC602	SC182
1988-72	All Eng. All Models.....	24	1990269, 10478911	S726	⁹	X400	N/A	SB165 ⁹⁵	N/A	SC602	SC182
1985	Cat. 3306 Eng. All Models.....	12	1990362	S5019	SR29	X395	N/A	SB165 ⁴¹	SB148	SC602 ⁹⁸	N/A
1985-84	Cat. 3306 Eng. All Models.....	12	1990349	S5019	SR29	X395	N/A	SB165 ⁴¹	SB148	SC602 ⁹⁸	N/A
1985-84	Cat. 3306 Eng. All Models.....	12	1990221	S725	⁸	X377	N/A	SB165 ⁹⁵	SB141	SC602 ⁹⁸	SC182
1985-84	Cat. 3406 Eng. All Models.....	12	1990363	S5019	SR29	X395	N/A	SB165 ⁴¹	SB148	SC602 ⁹⁸	N/A
1985-84	Cat. 3406 Eng. All Models.....	24	1990361	S5021	SR30	X396	N/A	SB165 ⁴¹	SB148	SC602 ⁹⁸	N/A
1985-84	Cat. 3406 Eng. All Models.....	24	1990251	S726	⁹	X400	N/A	SB165 ⁹⁵	N/A	SC602	SC182
1985-84	Cat. 3408 All Models.....	24	1990248	S726	⁹	X400	N/A	SB165 ⁹⁵	N/A	SC602	SC182
1985-84	Cummins 855, L-10, Detroit 6V-92 Eng. All Models.....	12	1990352	S5019	SR29	X395	N/A	SB165 ⁴¹	SB148	SC602 ⁹⁸	N/A
1985-84	Cummins 855, L-10, Detroit 6V-92, 8V-92 Eng. All Models .	24	1990344	S5021	SR30	X396	N/A	SB165 ⁴¹	SB148	SC602 ⁹⁸	N/A
1985-82	Detroit 8V-92 Eng. All Models	24	1990248	S726	⁹	X400	N/A	SB165 ⁹⁵	N/A	SC602	SC182
1985-72	All Eng. All Models.....	24	1990456	S5021	SR30	X396	N/A	SB165 ⁴¹	SB148	SC602 ⁹⁸	N/A
1985-72	All Eng. All Models.....	12	10478998	S5084	N/R	X396	N/A	SB165 ⁴¹	SB148	SC602 ⁹⁸	N/A
1985-72	All Eng. All Models.....	12	1990483	S5019	SR29	X395	N/A	SB165 ⁴¹	SB148	SC602 ⁹⁸	N/A

⁷ Starters require various numbers of Brushes and Springs. Order as needed.
⁸ SR13 for Solenoids w/Oval Face Plate; SR26 for Solenoids w/Square Face Plate.
⁹ SR14 for Solenoids w/Oval Face Plate; SR27 for Solenoids w/Square Face Plate.

³¹ Use SB163 for Lever Housing Bushing.
⁴¹ Also use SB162 for Lever Housing Bushing.
⁹⁵ Also use SB132 for Lever Housing Bushing.
⁹⁸ Use SC941 for Thrust Washer.

KENWORTH

KENWORTH — Cont'd

STARTING SYSTEM PARTS — Cont'd

Year	Model or Engine	Volts	Starter No.	Solenoid Switch	Solenoid Repair Kit	Brush Set ⁷	Brush Spring ⁷	D.E. Bushing	C.E. Bushing	C.E. Washer	Starter Lever
1984	Cat. 3306 Eng. All Models.....	24	1990453	S5021	SR30	X396	N/A	SB165 ⁴¹	SB148	SC602 ⁹⁸	N/A
1984	Cat. 3306 Eng. All Models.....	24	1990364	S5021	SR30	X396	N/A	SB165 ⁴¹	SB148	SC602 ⁹⁸	N/A
1984	Cat. 3406 Eng. All Models.....	12	1990261	S725	⁸	X375	N/A	SB165 ⁹⁵	N/A	SC602	SC182
1983-82	All Eng. All Models.....	12	1990484	S5019	SR29	X395	N/A	SB165 ⁴¹	SB148	SC602 ⁹⁸	N/A
1983-82	Cat. 3406 Eng. All Models.....	24	1990266	S729	N/R	X400	N/A	SB165 ⁹⁵	N/A	SC602	SC182
1983-82	Cat. 3406 Eng. All Models.....	12	1114898	S725	⁸	X377	N/A	SB165 ⁹⁵	N/A	SC602 ⁹⁸	SC182
1983-82	Cat. 3408 Eng. All Models.....	24	1990251	S726	⁹	X400	N/A	SB165 ⁹⁵	N/A	SC602	SC182
1983-82	Cummins 855, VT-300, Detroit 6V-71 Eng. All Models.....	24	1114907	S729	N/R	N/A	N/A	SB165 ⁹⁵	SB141	SC602 ⁹⁸	SC182
1983-82	Cummins 855 Eng All Models.....	12	1114906	S725	⁸	X377	N/A	SB165 ⁹⁵	SB141	SC602 ⁹⁸	SC182
1983-82	Cummins 855 Eng. All Models.....	12	1114993	S725	⁸	N/A	N/A	SB165 ⁹⁵	N/A	SC602	SC182
1983-82	Cummins KT-450, KTA-600 Eng. All Models.....	24	1990237	S726	⁹	X400	N/A	SB165 ⁹⁵	N/A	SC602	SC182
1983-82	Detroit 6V-92, 8V-71 Eng. All Models.....	24	1114880	S726	⁹	X377	N/A	SB165 ⁹⁵	SB141	SC602	SC182
1983-82	Detroit 6V-92, 8V-71 Eng. All Models.....	12	1114896	S725	⁸	X377	N/A	SB165 ⁹⁵	SB141	SC602 ⁹⁸	SC182
1983-82	Detroit 6V-92, 8V-71 Eng. All Models.....	12	1114993	S725	⁸	N/A	N/A	SB165 ⁹⁵	N/A	SC602	SC182
1983-80	Cat. 3306 Eng. All Models.....	24	1114864	S726	⁹	N/A	N/A	SB165 ⁹⁵	SB141	SC602 ⁹⁸	SC182
1983-80	Cat. 3306 Eng. All Models.....	12	1114836	S725	⁸	X377	N/A	SB165 ⁹⁵	SB141	SC602 ⁹⁸	SC182
1983-80	Cummins NTC, F Eng. All Models .	12	1114896	S725	⁸	X377	N/A	SB165 ⁹⁵	SB141	SC602 ⁹⁸	SC182
1983-80	Cummins NTC, F Eng. All Models .	24	1114880	S726	⁹	X377	N/A	SB165 ⁹⁵	SB141	SC602	SC182
1983-80	Cummins VT-300, Detroit 6V-71 Eng. All Models .	12	1114906	S725	⁸	X377	N/A	SB165 ⁹⁵	SB141	SC602 ⁹⁸	SC182
1983-72	All Eng. All Models.....	12	1990458	S5084	N/R	X395	N/A	SB165 ⁴¹	SB148	SC602 ⁹⁸	N/A

⁷ Starters require various numbers of Brushes and Springs. Order as needed.

⁸ SR13 for Solenoids w/Oval Face Plate; SR26 for Solenoids w/Square Face Plate.

⁹ SR14 for Solenoids w/Oval Face Plate; SR27 for Solenoids w/Square Face Plate.

⁴¹ Also use SB162 for Lever Housing Bushing.

⁹⁵ Also use SB132 for Lever Housing Bushing.

⁹⁸ Use SC941 for Thrust Washer.

KENWORTH — Cont'd

STARTING SYSTEM PARTS — Cont'd

Year	Model or Engine	Volts	Starter No.	Solenoid Switch	Solenoid Repair Kit	Brush Set ⁷	Brush Spring ⁷	D.E. Bushing	C.E. Bushing	C.E. Washer	Starter Lever
1981-80	Cat. 3406, 3408 Eng. All Models	24	1109831	S729	N/R	X401	SC902	SB165 ⁹⁵	N/A	SC602	SC182
1981-80	Cummins KT-450, KTA-600 Eng. All Models	24	1109291	S726	⁹	X401	N/A	SB165 ⁹⁵	N/A	SC602	SC182
1981-80	Cummins VT-300, Detroit 8V-71 Eng. All Models	24	1114907	S729	N/R	N/A	N/A	SB165 ⁹⁵	SB141	SC602 ⁹⁸	SC182
1981-80	Detroit 8V-71 Eng. All Models	12	1114906	S725	⁸	X377	N/A	SB165 ⁹⁵	SB141	SC602 ⁹⁸	SC182
1981-80	Detroit 8V-92, 12V-71 Eng. All Models	24	1109288	S726	⁹	X401	SC902	SB165 ⁹⁵	N/A	SC602	SC182
1981-80	Detroit 12V-71 Eng. All Models	24	1109844	S726	⁹	X401	SC902	SB165 ⁹⁵	N/A	SC602	SC182
1981-79	All Eng. All Models	32	1990226	S731	N/R	X400	N/A	SB165 ⁹⁵	N/A	SC602	SC182
1981-79	All Eng. All Models	32	10478845	N/A	N/R	X400	N/A	SB165 ⁹⁵	N/A	SC602	SC182
1979-77	Cat. 3406 Eng. All Models	24	1113952	S726	⁹	X306	SC902	SB131	SB141	N/A	SC182
1979-77	Cat. 3406 Eng. All Models	12	1109773	N/A	N/R	X401	SC902	N/A ⁹⁵	N/A	SC602	SC182
1979-77	Cat. 3408 Eng. All Models	24	1109647	S726	⁹	X401	SC902	N/A ⁹⁵	N/A	SC602	SC182
1979-75	Cummins KT-450, KTA-600 Eng. All Models	24	1109755	S726	⁹	X401	SC902	SB131	N/A	SC602	SC182
1979-75	Detroit 8V-92, 12V-71 Eng. All Models	24	1109977	S726	⁹	X401	SC902	SB131	N/A	SC602	SC182
1979-75	Detroit 617 Eng. All Models	12	1114197	S727	N/R	X347	SC902	SB131	N/A	N/A	SC182
1979-72	Cat. 1693 Eng. All Models	24	1109635	S726	⁹	X401	SC902	SB131	N/A	SC602	SC182
1979-72	Cummins NH Eng. All Models	24	1113952	S726	⁹	X306	SC902	SB131	SB141	N/A	SC182
1979-72	Cummins NH Eng. All Models	12	1114128	S725	⁸	X347	SC902	SB131	SB141	N/A	SC182
1979-72	Cummins V8-225 Eng. All Models	12	1114193	S725	⁸	X347	SC902	SB131	N/A	N/A	SC182
1979-72	Cummins V-903, Detroit 8V-71 Eng. All Models	24	1114710	N/A	N/R	X306	SC902	SB131	N/A	N/A	SC182
1979-72	Cummins V-903, Detroit 8V-71 Eng. All Models	12	1114197	S727	N/A	X347	SC902	SB131	N/A	N/A	SC182
1976-75	Cat. 3406 Eng. All Models	12	1109733	N/A	N/R	X346	N/A	SB102	SB141	N/A	N/R

⁷ Starters require various numbers of Brushes and Springs. Order as needed.

⁸ SR13 for Solenoids w/Oval Face Plate; SR26 for Solenoids w/Square Face Plate.

⁹ SR14 for Solenoids w/Oval Face Plate; SR27 for Solenoids w/Square Face Plate.

⁹⁵ Also use SB132 for Lever Housing Bushing.

⁹⁸ Use SC941 for Thrust Washer.

KENWORTH

KENWORTH — Cont'd

STARTING SYSTEM PARTS — Cont'd

Year	Model or Engine	Volts	Starter No.	Solenoid Switch	Solenoid Repair Kit	Brush Set ⁷	Brush Spring ⁷	D.E. Bushing	C.E. Bushing	C.E. Washer	Starter Lever
1976-73	Detroit 12V-71 Eng. All Models .	24	1109971	S726	9	X401	SC902	SB131	N/A	SC602	SC182
1976-73	All Eng. All Models.....	24	1990244, 10478879	S726	9	X400	N/A	SB165 ⁹⁵	N/A	SC602	SC182
1974-73	Cat. 3406 Eng. All Models.....	24	1109755	S726	9	X401	SC902	N/A	N/A	SC602	SC182
1974-73	Cat. 3406, Detroit 6171 Eng. All Models.....	24	1114710	N/A	N/R	X306	SC902	SB131	N/A	N/A	SC182
1974-73	Detroit 6171 Eng. All Models.....	12	1114197	S727	N/R	X347	SC902	SB131	N/A	N/A	SC182
1974-72	Detroit 12V-71 Eng. All Models .	24	1109961	S726	9	X401	SC902	SB131	N/A	SC602	SC182
1972	Cummins NH Eng. All Models.....	24	1109631	S726	9	X401	SC902	SB131	N/A	SC602	SC182
1972	Cummins V8-210 Eng. All Models .	12	1114127	S725	8	X347	SC902	SB131	SB141	N/A	SC182
1967	Cat. 1673 Eng. All Models.....	12	1114086	S725	8	X347	SC902	SB131	SB141	N/A	SC182
1967	Cummins HS-6B, HRS-6B, NHS-6B, NHRS-6B Eng. All Models.....	12	1114088	S725	8	X347	SC902	SB131	SB141	N/A	SC182
1967	Cummins V6E-195, V6-200, V8E-235, V8-265, 350, VT8-350, H-6B, HRF-6B, NH-180, 195, 220, 250, NHE-180, 195, 225, NRT-6B, NT-280B, 335B, 380, NTE-235, NTO-6B, 280 Eng. All Models .	12	1114086	S725	8	X347	SC902	SB131	SB141	N/A	SC182
1967	Cummins V6E-195, V6-200, V8E-235, V8-265, 350, VT8-350, H-6B, HRF-6B, NH-180, 195, 220, 250, NHE-180, 195, 225, NRT-6B, NT-280B, 335B, 380, NTE-235, NTO-6B, 280 Eng. All Models .	24	1113887	S726	9	X306	SC902	SB131	SB141	N/A	SC182

⁷ Starters require various numbers of Brushes and Springs. Order as needed.

⁸ SR13 for Solenoids w/Oval Face Plate; SR26 for Solenoids w/Square Face Plate.

⁹ SR14 for Solenoids w/Oval Face Plate; SR27 for Solenoids w/Square Face Plate.

⁹⁵ Also use SB132 for Lever Housing Bushing.

KENWORTH — Cont'd

STARTING SYSTEM PARTS — Cont'd

Year	Model or Engine	Volts	Starter No.	Solenoid Switch	Solenoid Repair Kit	Brush Set ⁷	Brush Spring ⁷	D.E. Bushing	C.E. Bushing	C.E. Washer	Starter Lever
1967	Detroit 6V-71, 8V-71 Eng. All Models.....	24	1113846	S726	⁹	X306	SC902	SB131	SB141	N/A	SC182
1967	Detroit 8V-71 Eng. All Models.....	12	1114058	S725	⁸	X347	SC902	SB131	SB141	N/A	SC182
1967	Detroit 12V-71 Eng. All Models .	24	1109971	S726	⁹	X401	SC902	SB131	N/A	SC602	SC182
1967	Detroit 4171N, 6171 Eng. All Models.....	12	1114083	S725	⁸	X306	SC902	SB131	SB141	N/A	SC182
1967-65	Cat. 1676 Eng. All Models.....	24	1113942	S726	⁹	X306	SC902	SB131	SB141	N/A	SC182
1967-65	Cat. 1693 Eng. All Models.....	24	1109989	S726	⁹	X401	SC902	SB131	N/A	SC602	SC182
1967-63	Cummins HS-6B, HRS-6B, NHS-6B, NHRS-6B Eng. All Models.....	24	1113845	S726	⁹	X306	SC902	SB131	SB141	N/A	SC182
1967-62	Cat. 1673 Eng. All Models.....	24	1113818	S726	⁹	X306	SC902	SB131	SB141	N/A	SC182
1966-65	Detroit 6V-71, N, 8V-71, N, 12V-71 Eng. All Models.....	24	1113846	S726	⁹	X306	SC902	SB131	SB141	N/A	SC182
1966-65	Detroit 6V-71, N, 8V-71, N, 12V-71 Eng. All Models.....	24	1109971	S726	⁹	X401	SC902	SB131	N/A	SC602	SC182
1966-65	Cummins V6E-195, V6-200, V8E-235, V8-265, V8-350, VT8-430, H, HRF, NH-180, 195, 220, 250, NHE-180, 195, 225, NRT, NRTO, NT-280B, 335B, 380, NTE-235, NTO-280 Eng. All Models.....	24	1113887	S726	⁹	X306	SC902	SB131	SB141	N/A	SC182
1966-63	Detroit 4171E, 6171E, N Eng. All Models.....	12	1114083	S725	⁸	X306	SC902	SB131	SB141	N/A	SC182
1964-63	Cat. 1693 Eng. All Models.....	24	1109983	N/A	N/R	X401	SC902	SB131	N/A	SC602	SC182
1964-63	Detroit 6V-71, N, 8V-71, N Eng. All Models.....	12	1114058	S725	⁸	X347	SC902	SB131	SB141	N/A	SC182

⁷ Starters require various numbers of Brushes and Springs. Order as needed.

⁸ SR13 for Solenoids w/Oval Face Plate; SR26 for Solenoids w/Square Face Plate.

⁹ SR14 for Solenoids w/Oval Face Plate; SR27 for Solenoids w/Square Face Plate.

KENWORTH — Cont'd

STARTING SYSTEM PARTS — Cont'd

Year	Model or Engine	Volts	Starter No.	Solenoid Switch	Solenoid Repair Kit	Brush Set ⁷	Brush Spring ⁷	D.E. Bushing	C.E. Bushing	C.E. Washer	Starter Lever
1964-63	Cummins H-6B, HRF-6B, NH-180, 195, 220, 250, NHE-180, 195, 225, NRT-6B, NRTO-6B, NT-6B, 280B, 335B, 380, NTE-235, NTO-6B, 280 Eng. All Models	24	1113887	S726	⁹	X306	SC902	SB131	SB141	N/A	SC182
1962	Cat. 1673 Eng. All Models	12	1114087	S727	N/R	X347	SC902	SB131	SB141	N/A	SC182
1962	Detroit 6V-71 Eng. All Models	12	1114002	N/A	N/R	X346	SC902	SB131	SB141	N/A	SC182
1962	Detroit 8V-71 Eng. All Models	12	1114058	S725	⁸	X347	SC902	SB131	SB141	N/A	SC182
1962	Detroit 6V-71E Eng. All Models	12	1114083	S725	⁸	X306	SC902	SB131	SB141	N/A	SC182
1962	Cummins HB, HRF, NH-180, 195, 220, 250, NHE-180, 195, NRT, NRTO, NT-6B, 280, 335B, 380, NTO-6B, 280 Eng. All Models	12	1114072	S725	⁸	X347	SC902	SB131	SB141	N/A	SC182
1962	Cummins HB, HRF, NH-180, 195, 220, 250, NHE-180, 195, NRT, NRTO, NT-6B, 280, 335B, 380, NTO-6B, 280 Eng. All Models	24	1113708	S116	N/R	X346	SC902	N/A	SB141	N/A	SC182
1962	Cummins HRS, HS, NHS, NHRS Eng. All Models	24	1113845	S726	⁹	X306	SC902	SB131	SB141	N/A	SC182
1962	Cummins V6-200, V8-265 Eng. All Models	24	1113703	N/A	N/R	X346	SC902	N/A	SB141	N/A	SC182
1962-61	Hercules, Hall Scott 590-GV3 Eng. All Models	12	1113333	N/A	N/R	X291	N/A	N/A	SB138	N/A	SC182
1962-61	Cummins JN-130-PND Eng. All Models	12	1114000	N/A	N/R	X347	SC902	N/A	SB141	N/A	SC182
1962-61	Cummins V8-350, VT8-430 Eng. All Models	24	1113842	S726	⁹	X306	SC902	SB131	SB141	N/A	SC182

⁷ Starters require various numbers of Brushes and Springs. Order as needed.

⁸ SR13 for Solenoids w/Oval Face Plate; SR26 for Solenoids w/Square Face Plate.

⁹ SR14 for Solenoids w/Oval Face Plate; SR27 for Solenoids w/Square Face Plate.

KENWORTH — Cont'd

STARTING SYSTEM PARTS — Cont'd

Year	Model or Engine	Volts	Starter No.	Solenoid Switch	Solenoid Repair Kit	Brush Set ⁷	Brush Spring ⁷	D.E. Bushing	C.E. Bushing	C.E. Washer	Starter Lever
1961	Cummins H, N, NH Eng. All Models.....	24	1113708, 1113778	S116	N/R	X346	SC902	N/A	SB141	N/A	SC182
1961	Cummins H, N, NH Eng. All Models.....	24	1113845	S726	⁹	X306	SC902	SB131	SB141	N/A	SC182
1954-49	Buda LO-525 Eng. All Models.....	12	724	N/A	N/R	X344	N/A	SB0	N/A	N/A	N/A
1954-49	Waukesha 6-MZR Eng. All Models .	12	1108406	N/A	N/R	N/A	SC204	SB137	N/A	N/A	SC182

STARTER DRIVES

Year	Model or Engine	Part No.	Year	Model or Engine	Part No.
1994	All Eng. All Models w/Str.	1113276 SD1649	1967-63	All Eng. All Models 335B, 380, NTO-6B, 280 NRT-6B, NRTO-6B, NH-250, NTE-235, NHE-225, NH-180, 195, 220, NHE-180, 195, H-6B, HRF-6B, Detroit Diesel 6V-71, 6V-71N, 8V-71, 8V-71N, 4171E, 6171, Cat. 1673.....	SD486
1994-68	All Eng. All Models w/Str. 1109288, 1109291, 1109631, 1109647, 1109755, 1109773, 1109831, 1109844, 1109961, 1109971, 1109977, 1109983, 1113818, 1113842, 1113845, 1113846, 1113887, 1113952, 1114058, 1114072, 1114083, 1114086, 1114087, 1114088, 1114128, 1114193, 1114710, 1114880, 1114896, 1114898, 1114906, 1114907, 1114993, 1990226, 1990231, 1990237, 1990244, 1990248, 1990251, 1990261, 1990266, 1990269, 1990344, 1990352, 1990361, 1990363, 1990456, 1990458, 1990483, 1990484, 1990489, 1990490, 1990491, 1993859, 1993860, 10478845, 10478879, 10478911, 10478998	SD486	1967-63	All Eng. All Models V6E-195, V6-200, V8E-235, V8-265, V8-350, VT8-430, HRS-6B, HS-6B, NHRS-6B, NHS-6B, NT-6B, 208B	SD486
1994-65	All Eng. All Models w/Str. 1113942, 1113952, 1114127, 1114836, 1114864, 1990221, 1990261, 1990299, 1990349, 1990362, 1990364, 1990371, 1990372, 1990379, 1990394, 1990453, 1993795, 10478877	SD489	1964-49	All Eng. Buda LO525	SD144
			1962	All Eng. All Models V8-350, VT8-430, HRS, HS, NHRS, NHS, NTO-6B, 280	SD486
			1962-61	All Eng. All Models V8-350, VT8-430, HR6, RHS6, NHS6, NHRS6	SD486

SWITCHES/RELAYS/LIGHT SOCKETS & CONNECTORS

CONNECTORS & LIGHT SOCKETS

Year	Model or Engine	Part No.	Year	Model or Engine	Part No.
DIMMER SWITCH CONNECTOR			HEADLIGHT SOCKET		
1982-77	All	PT63	1994-70	All 2 Prong w/Fiber Optic Illum.....	PT122
1976-72	Check Application	PT63	1994-70	All 3 Prong w/Fiber Optic Illum.....	PT121
1967	All	PT63	1994-47	All 2 Prong w/o Fiber Optic Illum.	PT31
1965	All	PT63	1994-47	All 3 Prong w/o Fiber Optic Illum.	PT20

RELAYS

Year	Model or Engine	Part No.
1980-72	All	R169
1967	All	R132
1965-45	All	R132

⁷ Starters require various numbers of Brushes and Springs. Order as needed.

⁹ SR14 for Solenoids w/Oval Face Plate; SR27 for Solenoids w/Square Face Plate.

KENWORTH — Cont'd

SWITCHES/RELAYS/LIGHT SOCKETS & CONNECTORS — Cont'd

SWITCHES

Year	Model or Engine	Part No.	Year	Model or Engine	Part No.
CIRCUIT BREAKER			CIRCUIT BREAKER — Cont'd		
Universal Type — To Replace Tubular Glass Fuse			Universal Type — To Replace "Autofuse" Type — Cont'd		
1994-55	All Eng. All Models w/10 Amp.	CB12	1994-70	All Eng. All Models w/25 Amp.	CB225
1994-55	All Eng. All Models w/15 Amp.	CB11	1994-70	All Eng. All Models w/30 Amp.	CB230
1994-55	All Eng. All Models w/20 Amp.	CB8	DIMMER SWITCH		
1994-55	All Eng. All Models w/25 Amp.	CB10	1982-77	All	DS111
1994-55	All Eng. All Models w/30 Amp.	CB7	1976-72	Check Application	DS111
1994-55	All Eng. All Models w/40 Amp.	CB6	1967	All	DS111
1994-55	All Eng. All Models w/50 Amp.	CB14	1965	All	DS111
Universal Type — To Replace "Autofuse" Type			1964-63	All	DS118
1994-70	All Eng. All Models w/5 Amp.	CB205	1954-45	All	DS118
1994-70	All Eng. All Models w/6 Amp.	CB206	MANUAL STARTER SWITCH		
1994-70	All Eng. All Models w/8 Amp.	CB208	1975-73	All	PB10
1994-70	All Eng. All Models w/10 Amp.	CB210	NEUTRAL SAFETY SWITCH		
1994-70	All Eng. All Models w/12 Amp.	CB212	1973-71	All	S395
1994-70	All Eng. All Models w/15 Amp.	CB215			
1994-70	All Eng. All Models w/20 Amp.	CB220			

MACK

PARTS FOR CONTACT CONTROLLED DISTRIBUTORS

Year	Model or Engine	Distributor No.	Contact Assembly ¹	Con-denser	Cap	Rotor	Ignition Coil ^{2,6}
6 CYLINDER							
1973-67	ENF-707C Eng. B-85 Fire Truck	1111877	A40H	G102A	C151	D132	E40
1966-63	EN-707C Eng. B-70ST, B-70T, B-72LS, B-72LST, B-72LT, B-72S, B-72T, B-80SX, B-80X	1111780	A40H	G102A	N/A ³	N/A	E40
1966-63	ENF-707C Eng. B-85 Fire Truck EN-464B Eng. B-62SX, B-66LT, B-66T ENF-464 Eng. B-75, B-505 Fire Truck EN-402 Eng. B-42P, B-42S, B-42ST, B-42T, B-42X, B-405 Fire Truck, B-421S, B-421T, B-426S	1111849	A40H	G102A	C16A ³	N/A	E40
1966-63	EN-331 Eng. B-30P, B-30S, B-30T, B-30X	1111849	A40H	G102A	C16A ³	N/A	E40
1964-63	EN-707 Eng. F-760P	1111877	A40H	G102A	C151	D132	E40
1964-63	EN-540 Eng. F-640P	1111871	A40H	G102A	C151	D132	E40
1961-58	EN-401 Eng. B-42P, B-42S, B-42ST, B-42T, B-42X, B-421S, B-421T, B-426S, N-42P, N-42T, N-42LT	1111849, 1111850, 1111878	A40H	G102A	C16A ³	N/A	E40
1961-58	EN-331 Eng. B-30P, B-30S, B-30T, B-30X	1111849	A40H	G102A	C16A ³	N/A	E40
1961-58	EN-291 Eng. B-20P	1111878	A40H	G102A	C16A ³	N/A	E40
1961-56	EN-707B Eng. B-70ST, B-70T, B-72LS, B-72LST, B-72LT, B-72S, B-72T, B-80SX, B-80X	1111780	A40H	G102A	N/A ³	N/A	E40
1961-56	EN-464, EN-464B Eng. B-60S, B-60ST, B-60T, B-62LT, B-62SX, B-66LT, H-62LT, H-62ST, H-62T, N-60LT, N-60P, N-60T	1111871, 1111872	A40H	G102A	C151	D132	E40
1961-55	ENF-707B Eng. B-85, L-85, L-95, L-125 Fire Truck	1111780	A40H	G102A	N/A ³	N/A	E40
1961-55	ENF-464 Eng. B-75, B-505 Fire Truck	1111871	A40H	G102A	C151	D132	E40

¹ For Optional Contact Assemblies, refer to Conversion Chart following Distributor Parts Table.

² When Coil Bracket is required, refer to Illustrated Buyers Guide — ICB Prefix.

³ C80 Dust Cover also available.

⁶ For Optional Epoxy Coils, refer to Conversion Chart following Distributor Parts Table.

MACK — Cont'd

PARTS FOR CONTACT CONTROLLED DISTRIBUTORS — Cont'd

Year	Model or Engine	Distributor No.	Contact Assembly ¹	Con-denser	Cap	Rotor	Ignition Coil ^{2,6}
6 CYLINDER — Cont'd							
1961-55	ENF-401 Eng. B-405 Fire Truck.....	1111849, 1111850, 1111878	A40H	G102A	C16A ³	N/A	E40
1959-57	EN-510 Eng. C-49PG Bus	1111872	A40H	G102A	C151	D132	E40
1957-54	EN-401 Eng. B-42P, B-42S, B-42ST, B-42T, B-42X, B-42IS, B-42IT, D-42P, D-42T 6 Volt.....	1111849	A40H	G102A	C16A ³	N/A	E1
1957-54	EN-401 Eng. B-42P, B-42S, B-42ST, B-42T, B-42X, B-42IS, B-42IT, D-42P, D-42T 6 Volt.....	1111850, 1111878	A40H	G102A	C16A ³	N/A	E1
1957-54	EN-401 Eng. B-42P, B-42S, B-42ST, B-42T, B-42X, B-42IS, B-42IT, D-42P, D-42T 12 Volt.....	1111849	A40H	G102A	C16A ³	N/A	E40
1957-54	EN-401 Eng. B-42P, B-42S, B-42ST, B-42T, B-42X, B-42IS, B-42IT, D-42P, D-42T 12 Volt.....	1111850, 1111878	A40H	G102A	C16A ³	N/A	E40
1957-54	EN-331 Eng. B-30P, B-30S, B-30T, B-30X.....	1111849	A40H	G102A	C16A ³	N/A	E1
1957-54	EN-291 Eng. B-20P, D-20P	1111850, 1111878	A40H	G102A	C16A ³	N/A	E1
1955	EN-464 Eng. B-60ST, B-60T, B-62SX, H-62LT, H-62S, H-62ST.....	1111848	A40H	G102A	N/A ³	N/A	E40
1955	EN-464 Eng. B-60ST, B-60T, B-62SX, H-62LT, H-62S, H-62ST.....	1111871	A40H	G102A	C151	D132	E40
1955-54	EY-707 Eng. LMSWM.....	1111780	A40H	G102A	N/A ³	N/A	E40
1955-54	EN-707A Eng. LJ, LJT, LHSW, LJSW.....	1111780	A40H	G102A	N/A ³	N/A	E40
1955-54	EN-707B Eng. B-70T, B-70ST	1111780	A40H	G102A	N/A ³	N/A	E40
1954	ENF-707B Eng. L-19, L-85, L-95, L-125 Fire Truck	1111780	A40H	G102A	N/A ³	N/A	E40
1954	EN-510 Eng. LMU	1111842	A40H	G102A	N/A ³	N/A	E40
1954	EN-510A Eng. A-54S, A-54T, LFSW, LFT, LJ, LJSW, LJT, LT.....	1111842	A40H	G102A	N/A ³	N/A	E40
1954	EN-464 Eng. B-60ST, B-60T, B-62SX, H-60ST, H-60T, H-62LT, H-62S, H-62ST	1111872	A40H	G102A	C151	D132	E40
1954-53	ENF-464 Eng. B-75, B-505 Fire Truck	1111842	A40H	G102A	N/A ³	N/A	E40
1954-53	EN-431A Eng. B-50T.....	1111795	A40H	G102A	N/A ³	N/A	E40
1954-53	ENF-401 Eng. B-405 Fire Truck.....	1111849	A40H	G102A	C16A ³	N/A	E1
1953	EN-401 Eng. B-42P, B-42S, B-42ST, B-42T, B-42X 6 Volt	1111849	A40H	G102A	C16A ³	N/A	E1
1953	EN-401 Eng. B-42P, B-42S, B-42ST, B-42T, B-42X 6 Volt	1111850	A40H	G102A	C16A ³	N/A	E1
1953	EN-401 Eng. B-42P, B-42S, B-42ST, B-42T, B-42X 12 Volt	1111849	A40H	G102A	C16A ³	N/A	E40
1953	EN-401 Eng. B-42P, B-42S, B-42ST, B-42T, B-42X 12 Volt	1111850	A40H	G102A	C16A ³	N/A	E40
1953	EN-331 Eng. B-30P, B-30S, B-30T, B-30X.....	1111849	A40H	G102A	C16A ³	N/A	E1
1953	EN-291 Eng. B-20P.....	1111850	A40H	G102A	C16A ³	N/A	E1
1953-52	ENF-510A Eng. 75, 505 Fire Truck	1111842	A40H	G102A	N/A ³	N/A	E40
1953-52	ENF-331 Eng. 45 Fire Truck	1111843	A40H	G102A	C16A ³	N/A	E1
1953-49	EY-707 Eng. LMSWM.....	1111780	A40H	G102A	N/A ³	N/A	E40
1953-49	EY-707, ENF-707B Eng. L-19, L-60, L-80, L-85, L-95, L-125 Fire Truck.....	1111780	A40H	G102A	N/A ³	N/A	E40
1953-49	EY-707, EN-707A Eng. LJ, LJT, LHSW, LJSW.....	1111780	A40H	G102A	N/A ³	N/A	E40

¹ For Optional Contact Assemblies, refer to Conversion Chart following Distributor Parts Table.

² When Coil Bracket is required, refer to Illustrated Buyers Guide — ICB Prefix.

³ C80 Dust Cover also available.

⁶ For Optional Epoxy Coils, refer to Conversion Chart following Distributor Parts Table.

MACK — Cont'd

PARTS FOR CONTACT CONTROLLED DISTRIBUTORS — Cont'd

Year	Model or Engine	Distributor No.	Contact Assembly ¹	Con-denser	Cap	Rotor	Ignition Coil ^{2,6}
6 CYLINDER — Cont'd							
1953-49	EN-672 Eng. C-41, C-45 Bus.....	1111541	A72	G102A	N/A ³	N/A	E40
1953-49	EN-510 Eng. LMU.....	1111795, 1111842	A40H	G102A	N/A ³	N/A	E40
1953-49	EN-471, EN-510, EN-510A Eng. A-545, A-54T, LF, LFSW, LFT, LJ, LJSW, LJT.....	1111795, 1111842	A40H	G102A	N/A ³	N/A	E40
1953-49	EN-354A Eng. CBK, CBL School Bus.....	1111800, 1111833, 1111844	A40H	G102A	N/A	N/A	E1
1952-50	ENF-510A Eng. 525, 5275 Fire Truck.....	1111795, 1111842	A40H	G102A	N/A ³	N/A	E40
1952-50	EN-431 Eng. A-50H, A-50RST, A-50RT, A-50S, A-50T, A-50X.....	1111795	A40H	G102A	N/A ³	N/A	E40
1952-50	EN-377 Eng. A-40H, A-40S, A-40T, A-40X, A-52U 6 Volt.....	1111819, 1111843	A40H	G102A	C16A ³	N/A	E1
1952-50	EN-377 Eng. A-40H, A-40S, A-40T, A-40X, A-52U 6 Volt.....	1111844	A40H	G102A	N/A	N/A	E1
1952-50	EN-377 Eng. A-40H, A-40S, A-40T, A-40X, A-52U 12 Volt.....	1111819, 1111843	A40H	G102A	C16A ³	N/A	E40
1952-50	EN-377 Eng. A-40H, A-40S, A-40T, A-40X, A-52U 12 Volt.....	1111844	A40H	G102A	N/A	N/A	E40
1952-50	ENF-331 Eng. 225 Fire Truck.....	1111819	A40H	G102A	C16A ³	N/A	E1
1952-50	EN-331 Eng. A-30H.....	1111843	A40H	G102A	C16A ³	N/A	E1
1952-50	EN-291, EN-331 Eng. A-20B, A-30B.....	1111819, 1111843	A40H	G102A	C16A ³	N/A	E1
1952-50	EN-291 Eng. A-20H.....	1111844	A40H	G102A	N/A	N/A	E1
1950-49	EN-510 Eng. C-33, C-37 Bus.....	1111550	A72	G102A	N/A ³	D211	E40
1950-49	EN-510 Eng. 55A, 75A, 505A Fire Truck.....	1111795	A40H	G102A	N/A ³	N/A	E40
1950-49	EN-431 Eng. EQT, EQSW.....	1111756, 1111795	A40H	G102A	N/A ³	N/A	E40
1950-49	EN-354A Eng. EHU, EHUT, EHX, EQX.....	1111800	A40H	G102A	N/A	N/A	E1
1950-49	EN-354A Eng. EH, EHT.....	1111751	A40H	G102A	N/A	N/A	E1
1950-49	EN-354A Eng. EH, EHT.....	1111800	A40H	G102A	N/A	N/A	E40
1950-46	EN-330 Eng. Type 45 Fire Truck.....	1111753	A40H	G102A	N/A	N/A	E1
1950-46	EN-290 Eng. Type 40, 40S Fire Truck, EF.....	1111755	A40H	G102A	N/A	N/A	E1
1950-46	EN-271 Eng. EE.....	1111754	A40H	G102A	N/A	N/A	E1

CONTACT ASSEMBLY CONVERSION TABLE

Heavy Duty Assembly	Heavy Duty Pierced Assembly	Standard Assembly
A40H	A40V	A40
A72	N/A	A72

PCV VALVE

Year	Model or Engine	Part No.
All	331, 402 Eng. All Models.....	PCV260
1965	402, 438, 540, 707 Eng. All Models.....	PCV260

EPOXY COIL CONVERSION TABLE

Oil Filled	Epoxy
E1	E80
E40	E81

¹ For Optional Contact Assemblies, refer to Conversion Chart following Distributor Parts Table.

² When Coil Bracket is required, refer to Illustrated Buyers Guide — ICB Prefix.

³ C80 Dust Cover also available.

⁶ For Optional Epoxy Coils, refer to Conversion Chart following Distributor Parts Table.

MACK — Cont'd

CHARGING SYSTEM PARTS

PARTS FOR ALTERNATORS

Year	Model or Engine	Volts	Amps.	Alternator No.	Voltage Regulator	Brush Set	Brush & Holder Assembly	Positive Diode (3 Used)	Negative Diode (3 Used)	Diode Trio	Alternator Con- denser
1994	All Eng. All Models	24	60	1117734	R987	N/R	N/R	N/A	N/A	SC228	N/A
1994-88	All Eng. All Models	12	100	1117905	R716	X613	N/A	SC231 Assembly		SC563	N/A
1994-88	All Eng. All Models	12	100	19010105	R716	X613	N/A	N/A	N/A	SC563	N/A
1994-88	All Eng. All Models	12	130, 145	1117909, 1117921	R716	X613	N/A	SC237 Assembly		SC563	N/A
1994-87	All Eng. All Models	12	85	19010003	R716	N/R	N/R	SC2P	SC2N	N/A	N/A
1994-87	All Eng. All Models	12	105	1117801	R716	N/R	N/R	SC117 Assembly		SC228	N/A
1992-88	All Eng. All Models	12	100	1117880	R716	X613	N/A	N/A	N/A	SC563	N/A
1992-88	All Eng. All Models	12	100	19010181	R716	X613	N/A	N/A	N/A	SC563	N/A
1992-87	All Eng. All Models	12	85	1117264	R323	N/R	N/R	SC2P	SC2N	N/R	N/A
1992-84	All Eng. MS-300, CS-400	12	60	1117611, 1117612	R716	N/R	N/R	SC5 Assembly		SC113	N/A
1992-84	All Eng. All Models	12	75	1117242	R323	N/R	N/R	SC2P	SC2N	N/R	N/A
1992-76	All Eng. All Models	12	85	19010003	R716	N/R	N/R	SC2P	SC2N	N/A	N/A
1992-75	All Eng. All Models	12	75	1117241	R323	N/R	N/R	SC2P	SC2N	N/R	N/A
1992-75	All Eng. All Models	12	75	1117245	R696	N/R	N/R	SC2P	SC2N	N/R	N/A
1992-75	All Eng. All Models	12	90	1117732	R716	N/R	N/R	SC117 Assembly		SC228	N/A
1992-75	All Eng. All Models	12	90	1117735	R716	N/R	N/R	N/A	N/A	SC228	N/A
1992-75	All Eng. All Models	12	90	1117481	R716	N/R	N/R	SC117 Assembly		SC228	N/A
1988-75	All Eng. All Models	12	90	1117482	R716	N/R	N/R	N/A	N/A	SC228	N/A
1977-73	All Eng. All Models	12	65, 80	1100082, 1100083	R279 ⁴⁰	X301	X303	SC117 Assembly		SC116	N/A
1977-72	All Eng. All Models	12	62	1117763	R293	X355	N/A	N/A	N/A	N/R	N/A
1977-67	All Eng. All Models	12	75	1117232	R279 ⁴⁰	N/A	N/A	SC2P	SC2N	N/A	N/A
1974-67	All Eng. All Models	12	55, 62	1117738	R716	N/R	N/R	N/A	N/A	SC228	N/A
1972	All Eng. All Models	12	65, 80	1100075, 1100076	R699	X301	X303	N/A	N/A	SC116	N/A
1971-67	All Eng. All Models	12	55	1117760	N/A	X368	N/A	N/A	N/A	N/R	N/A
1971-67	All Eng. All Models	12	62	1117761	R293	X368	N/A	N/A	N/A	N/R	N/A
1971-67	All Eng. All Models	12	60, 85	1117056, 1117057	R293	N/A	N/A	N/A	N/A	N/A	N/A
1971-67	All Eng. All Models	12	62	1117763	R293	X355	N/A	N/A	N/A	N/R	N/A

PARTS FOR GENERATORS

Year	Model or Engine	Volts	Amps.	Generator No.	Voltage Regulator	Voltage Regulator Fuse	Brush Set	Brush Spring (2 Used)	Bushing
1971	All Eng. All Models	12	50	1106782	R309	N/A	N/A	N/A	N/A
1971-65	All Eng. All Models	12	50, 55	1106112, 1106978, 1106979	R309	N/A	N/A	N/A	N/A
1971-65	All Eng. All Models	12	50, 55	1106822, 1106934	R187	N/A	X263	N/A	N/A
1967-66	All Eng. All Models	12	30	1102128	R153	RF35	X270	SC202	N/A

⁴⁰ R699 for Voltage Regulator Kit w/Wire Leads.

MACK — Cont'd

CHARGING SYSTEM PARTS — Cont'd

PARTS FOR GENERATORS — Cont'd

Year	Model or Engine	Volts	Amps.	Generator No.	Voltage Regulator	Voltage Regulator Fuse	Brush Set	Brush Spring (2 Used)	Bushing
1967-66	All Eng. All Models	12	35	1102210	R153	RF35	X270	SC202	N/A
1965-62	EN-331, EN-402 Eng. All Models..	12	35	1102210	R153	RF35	X270	SC202	N/A
1965-62	All Eng. All Models	12	50, 55	1106822, 1106934	R187	N/A	X263	N/A	N/A
1961-59	EN-291, EN-331, EN-401 Eng. All Models	12	30, 35	1102120, 1102210	R153	RF35	X270	SC202	N/A
1961-59	All Eng. All Models	12	50	1106822, 1106920	R187	N/A	X263	N/A	N/A
1961-59	All Eng. All Models	12	40	1106916	R236	RF45	X263	N/A	N/A
1958	EN-291, EN-331, EN-401 Eng. All Models	12	30	1102120	R153	RF35	X270	SC202	N/A
1958	EN-401, EN-464B, EN-707B, END-673 Eng. All Models.....	12	50	1106822, 1106920	R187	N/A	X263	N/A	N/A
1958	EN-401, EN-464B, EN-707B, END-673 Eng. All Models.....	12	40	1106916	R236	RF45	X263	N/A	N/A
1958	ENF-401, ENF-464, ENF-707B Eng. All Models	12	50	1106822	R187	N/A	X263	N/A	N/A
1958	ENF-401, ENF-464, ENF-707B Eng. All Models	12	50	1106805, 1106822	R187	N/A	X263	N/A	N/A
1957-56	EN-291, EN-331 Eng. All Models..	6	40	1102746	R128	RF45	X228	SC202	GB203
1957-56	EN-291, EN-331 Eng. All Models..	6	45	1102788	R136	RF45	X270	SC202	N/A
1957-56	EN-291, EN-331, EN-401 Eng. All Models	6	50, 55	1106757, 1106777	N/A	N/A	X263	N/A	N/A
1957-56	EN-401, EN-464, EN-464B, EN-707B, END-673 Eng. All Models	12	40	1106916	R236	RF45	X263	N/A	N/A
1957-56	EN-401, EN-464, EN-464B, EN-707B, END-673 Eng. All Models	12	50	1106822, 1106920	R187	N/A	X263	N/A	N/A
1957-56	Cummins Eng. All Models	12	50	1106805	R187	N/A	X263	N/A	N/A
1955-54	EN-291, EN-331 Eng. All Models..	6	40	1102746	R128	RF45	X228	SC202	GB203
1955-54	EN-291, EN-331 Eng. All Models..	6	45	1102788	R128	RF45	X270	SC202	N/A
1955-54	EN-291, EN-331, EN-401, ENF-401 Eng. All Models	6	50, 55	1106757, 1106777	N/A	N/A	X263	N/A	N/A
1955-54	EN-401 Eng. All Models	12	40	1106916	R236	RF45	X263	N/A	N/A
1955-54	All Eng. All Models	12	50	1106805, 1106822	R187	N/A	X263	N/A	N/A
1953	EN-291, EN-331 Eng. All Models..	6	30	1102716	R129	RF35	X228	SC202	N/A
1953	EN-291, EN-331 Eng. All Models..	6	40	1102746	R128	RF45	X228	SC202	GB203
1953	EN-291, EN-331, EN-354, EN-401, ENF-331, ENF-401 Eng. All Models	6	50, 55	1106753, 1106757, 1106759	N/A	N/A	X263	N/A	N/A

MACK — Cont'd

CHARGING SYSTEM PARTS — Cont'd

PARTS FOR GENERATORS — Cont'd

Year	Model or Engine	Volts	Amps.	Generator No.	Voltage Regulator	Voltage Regulator Fuse	Brush Set	Brush Spring (2 Used)	Bushing
1953	EN-291, EN-331 Eng. All Models..	6	45	1102788	R128	RF45	X270	SC202	N/A
1953	All Eng. All Models	12	50	1106805, 1106810, 1106822, 1106827	R187	N/A	X263	N/A	N/A
1952-51	EN-291, EN-331 Eng. All Models..	6	30	1102716	R129	RF35	X228	SC202	GB203
1952-51	EN-291, EN-331 Eng. All Models..	6	40	1102746	R128	RF45	X228	SC202	GB203
1952-51	EN-291, EN-331, EN-354, EN-401, ENF-331, ENF-401 Eng. All Models	6	50, 55	1106753, 1106757, 1106759	N/A	N/A	X263	N/A	N/A
1952-51	All Eng. All Models	12	50	1106805, 1106810, 1106822, 1106827	R187	N/A	X263	N/A	N/A
1950-49	271, 291, 330, 331, 354 Eng. All Models	6	30	1102716	R129	RF35	X228	SC202	GB203
1950-49	291, 331 Eng. All Models	6	40	1102746	R128	RF45	X228	SC202	GB203
1950-49	290 Eng. All Models	6	40	1106756, 1106761	R128	RF45	X228	SC202	GB203
1950-49	All Eng. All Models	6	50, 55	1106753, 1106757, 1106759	N/A	N/A	X263	N/A	N/A
1950-49	All Eng. All Models	12	50	1106805, 1106810, 1106822, 1106827	R187	N/A	X263	N/A	N/A

STARTING SYSTEM PARTS

Year	Model or Engine	Volts	Starter No.	Solenoid Switch	Solenoid Repair Kit	Brush Set ⁷	Brush Spring ⁷	D.E. Bushing	C.E. Bushing	C.E. Washer	Starter Lever
1994	All Eng. All Models.....	12	1990420, 1990421, 1990483, 1990484	S5019	SR29	X395	N/A	SB165 ⁴¹	SB148	SC602 ⁹⁸	N/A
1994	All Eng. All Models.....	24	10478906	S726	⁹	X375	N/A	SB165 ⁹⁵	N/A	SC602	SC182
1994	All Eng. All Models.....	12	10478877	S725	⁸	X375	N/A	SB165 ⁹⁵	N/A	SC602	SC182
1994	All Eng. All Models.....	24	10478888, 10478911	S726	⁹	X400	N/A	SB165 ⁹⁵	N/A	SC602	SC182

⁷ Starters require various numbers of Brushes and Springs. Order as needed.

⁸ SR13 for Solenoids w/Oval Face Plate; SR26 for Solenoids w/Square Face Plate.

⁹ SR14 for Solenoids w/Oval Face Plate; SR27 for Solenoids w/Square Face Plate.

⁴¹ Also use SB162 for Lever Housing Bushing.

⁹⁵ Also use SB132 for Lever Housing Bushing.

⁹⁸ Use SC941 for Thrust Washer.

MACK — Cont'd

STARTING SYSTEM PARTS — Cont'd

Year	Model or Engine	Volts	Starter No.	Solenoid Switch	Solenoid Repair Kit	Brush Set ⁷	Brush Spring ⁷	D.E. Bushing	C.E. Bushing	C.E. Washer	Starter Lever
1992-86	All Eng. All Models.....	24	1993788	S5021	SR30	X396	N/A	SB165 ⁹⁵	SB148	SC602 ⁹⁸	N/A
1990	All Eng. All Models.....	12	1113291	N/A	N/R	X615	SC903	SB206	N/A	N/A	SC952
1990-88	All Eng. All Models.....	12	1993853	S5131	N/R	X397	N/A	SB148 ³¹	SB148	SC941	N/A
1990-86	All Eng. All Models.....	12	1990362	S5019	SR29	X395	N/A	SB165 ⁴¹	SB148	SC602 ⁹⁸	N/A
1990-84	All Eng. All Models.....	24	1990269	S726	⁹	X400	N/A	SB165 ⁹⁵	N/A	SC602	SC182
1990-84	All Eng. All Models.....	24	10478911	S726	⁹	X400	N/A	SB165 ⁹⁵	N/A	SC602	SC182
1990-84	All Eng. All Models.....	12	1990420	S5019	SR29	X395	N/A	SB165 ⁴¹	SB148	SC602 ⁹⁸	N/A
1990-84	All Eng. All Models.....	24	1990418	S5021	SR30	X396	N/A	SB165 ⁴¹	SB148	SC602 ⁹⁸	N/A
1990-84	All Eng. All Models.....	24	1990270	S726	⁹	X400	N/A	SB165 ⁹⁵	N/A	SC602	SC182
1990-84	All Eng. MS-200...	12	1998418	S682	SR17	X322	SC225	SB201	N/A	SC941	SC212
1990-84	All Eng. All Models.....	12	1990379	S5019	SR29	X395	N/A	SB165 ⁴¹	SB148	SC602 ⁹⁸	N/A
1990-84	All Eng. All Models.....	12	1990421, 1990484	S5019	SR29	X395	N/A	SB165 ⁴¹	SB148	SC602 ⁹⁸	N/A
1990-63	All Eng. All Models.....	24	1990456	S5021	SR30	X396	N/A	SB165 ⁴¹	SB148	SC602 ⁹⁸	N/A
1990-63	All Eng. All Models.....	12	10478998	S5084	N/R	X396	N/A	SB165 ⁴¹	SB148	SC602 ⁹⁸	N/A
1990-59	All Eng. All Models.....	12	1990483	S5019	SR29	X395	N/A	SB165 ⁴¹	SB148	SC602 ⁹⁸	N/A
1988-86	All Eng. All Models.....	12	1114897	S725	⁸	X377	N/A	SB165 ⁹⁵	SB141	SC602 ⁹⁸	N/A
1988-86	All Eng. All Models.....	12	1114899	S725	⁸	X377	N/A	SB165 ⁹⁵	SB141	SC602 ⁹⁸	SC182
1988-86	All Eng. All Models.....	24	1114878	S726	⁹	N/A	N/A	SB165 ⁹⁵	SB141	SC602	SC182
1988-86	All Eng. All Models.....	12	1113537	S725	⁸	X347	N/A	SB165 ⁹⁵	SB141	SC602	SC182
1988-84	All Eng. All Models.....	12	1990466, 10479003	S5084	N/R	X395	N/A	SB165 ⁴¹	SB148	SC602 ⁹⁸	N/A
1988-84	All Eng. All Models.....	24	10478905	S726	⁹	X400	N/A	SB165 ⁹⁵	N/A	SC602	SC182
1988-84	All Eng. All Models.....	12	1990419	S5084	N/R	X395	N/A	SB165 ⁴¹	SB148	SC602 ⁹⁸	N/A
1988-84	All Eng. All Models.....	24	1990267	S726	⁹	X400	N/A	SB165 ⁹⁵	N/A	SC602	SC182

⁷ Starters require various numbers of Brushes and Springs. Order as needed.

⁸ SR13 for Solenoids w/Oval Face Plate; SR26 for Solenoids w/Square Face Plate.

⁹ SR14 for Solenoids w/Oval Face Plate; SR27 for Solenoids w/Square Face Plate.

³¹ Use SB163 for Lever Housing Bushing.

⁴¹ Also use SB162 for Lever Housing Bushing.

⁹⁵ Also use SB132 for Lever Housing Bushing.

⁹⁸ Use SC941 for Thrust Washer.

MACK — Cont'd

STARTING SYSTEM PARTS — Cont'd

Year	Model or Engine	Volts	Starter No.	Solenoid Switch	Solenoid Repair Kit	Brush Set ⁷	Brush Spring ⁷	D.E. Bushing	C.E. Bushing	C.E. Washer	Starter Lever
1986	All Eng. All Models.....	12	1114943	S725	⁸	X377	N/A	SB165 ⁹⁵	SB141	SC602 ⁹⁸	SC182
1986	All Eng. All Models.....	12	1990400	S5019	SR29	X395	N/A	SB165 ⁴¹	SB148	SC602 ⁹⁸	SC182
1986	All Eng. All Models.....	24	1993700	S726	⁹	N/A	N/A	SB165 ⁹⁵	SB141	SC602 ⁹⁸	SC182
1986	All Eng. All Models.....	24	1990388	S5021	SR30	X396	N/A	SB165 ⁴¹	SB148	SC602 ⁹⁸	N/A
1986-84	All Eng. MS-300...	12	1114883	S725	⁸	X377	N/A	SB165 ⁹⁵	SB141	SC602	SC182
1983-82	Scania E4-210 Eng. MC, MR Series.....	12	1113537	S725	⁸	X347	N/A	SB165 ⁹⁵	SB141	SC602	SC182
1983-82	Mack EM6-237 Eng. MC, MR Series.....	12	1114897	S725	⁸	X377	N/A	SB165 ⁹⁵	SB141	SC602 ⁹⁸	SC182
1983-82	All Eng. R Series..	12	1113537	S725	⁸	X347	N/A	SB165 ⁹⁵	SB141	SC602	SC182
1983-81	All Eng. DM, F, R, U Series.....	12	1114897, 1114899	S725	⁸	X377	N/A	SB165 ⁹⁵	SB141	SC602 ⁹⁸	SC182
1983-81	All Eng. F, R Series.....	24	1114878	S726	⁹	N/A	N/A	SB165 ⁹⁵	SB141	SC602	SC182
1981	All Eng. DM, MC, MR Series.....	12	1113537	S725	⁸	X347	N/A	SB165 ⁹⁵	SB141	SC602	SC182
1981	All Eng. MC, MR Series.....	12	1114897	S725	⁸	X377	N/A	SB165 ⁹⁵	SB141	SC602 ⁹⁸	SC182
1981	All Eng. R, U Series.....	12	1114899	S725	⁸	X377	N/A	SB165 ⁹⁵	SB141	SC602 ⁹⁸	SC182
1981	All Eng. DM, U Series.....	24	1114878	S726	⁹	N/A	N/A	SB165 ⁹⁵	SB141	SC602	SC182
1980	All Eng. MC, MR Series.....	12	1114161, 1114165	S725	⁸	X347	SC902	SB131	SB141	N/A	SC182
1980	All Eng. MC, MR Series.....	12	1113480	S725	⁸	X347	N/A	SB131	N/A	SC602	SC182
1980-79	All Eng. F, R, U Series.....	12	1114150	S725	⁸	X347	SC902	SB131	N/A	SC602	SC182
1980-79	All Eng. DM, F, R, U Series.....	12	1114170	S725	⁸	X347	N/A	SB131	SB141	SC602	SC182
1980-79	All Eng. DM, F, R, U Series.....	12	1114165	S725	⁸	X347	SC902	SB131	SB141	N/A	SC182
1980-79	All Eng. DM, F, R, U Series.....	24	1113976	S726	⁹	X306	N/A	SB131 ⁹⁵	SB141	SC602	SC182
1980-79	All Eng. DM, F, R, U Series.....	24	1113975	S726	⁹	X306	SC902	SB131	SB141	N/A	SC182
1980-79	All Eng. F, R Series.....	12	1114161	S725	⁸	X347	SC902	SB131	SB141	N/A	SC182
1980-76	All Eng. DM Series	12	1113480	S725	⁸	X347	N/A	SB131	N/A	SC602	SC182

⁷ Starters require various numbers of Brushes and Springs. Order as needed.

⁸ SR13 for Solenoids w/Oval Face Plate; SR26 for Solenoids w/Square Face Plate.

⁹ SR14 for Solenoids w/Oval Face Plate; SR27 for Solenoids w/Square Face Plate.

⁴¹ Also use SB162 for Lever Housing Bushing.

⁹⁵ Also use SB132 for Lever Housing Bushing.

⁹⁸ Use SC941 for Thrust Washer.

MACK — Cont'd

STARTING SYSTEM PARTS — Cont'd

Year	Model or Engine	Volts	Starter No.	Solenoid Switch	Solenoid Repair Kit	Brush Set ⁷	Brush Spring ⁷	D.E. Bushing	C.E. Bushing	C.E. Washer	Starter Lever
1980-75	All Eng. DM, R Series	12	1114169	S725	*	X347	SC902	SB131	SB141	N/A	SC182
1980-67	All Eng. All Models.....	12	1990379	S5019	SR29	X395	N/A	SB165 ⁴¹	SB148	SC602 ⁹⁸	N/A
1978-76	All Eng. DM Series	12	1113474	S725	*	X347	N/A	SB131	N/A	N/A	SC182
1978-76	All Eng. DM Series	12	1114150	S725	*	X347	SC902	SB131	SB141	N/A	SC182
1978-76	All Eng. MB Series	12	1114152	S727	N/R	X347	N/A	SB131	SB141	N/A	SC182
1978-76	All Eng. MB Series	12	1113480	S725	*	X347	N/A	SB131	N/A	SC602	SC182
1978-75	All Eng. DM, R, U Series	12	1114165	S725	*	X347	SC902	SB131	SB141	N/A	SC182
1978-75	All Eng. DM, R, U Series	12	1114700	S725	*	X347	SC902	SB131	N/A	N/A	SC182
1978-75	All Eng. R Series ..	12	1114161	S725	*	X347	SC902	SB131	SB141	N/A	SC182
1978-75	All Eng. R Series ..	12	1113411	N/A	N/R	X347	N/A	SB138	N/A	N/A	N/A
1978-75	All Eng. R, U Series	12	1114150	S725	*	X347	SC902	SB131	SB141	N/A	SC182
1978-75	All Eng. DM, R, U Series	24	1113975, 1113997	S726	⁹	X306	SC902	SB131	SB141	N/A	SC182
1975	All Eng. MB Series	12	1114077	S725	*	X306	SC902	SB131	SB141	N/A	SC182
1975	All Eng. MB Series	12	1114165, 1114169	S725	*	X347	SC902	SB131	SB141	N/A	SC182
1975	All Eng. DM, MB Series	12	1113411	N/A	N/R	X347	N/A	SB138	N/A	N/A	N/A
1974-72	6V-53N Eng. All Models.....	12	1114077	S725	*	X306	SC902	SB131	SB141	N/A	SC182
1974-72	END-475, ENDT-475 Eng. All Models.....	12	1113411	N/A	N/R	X347	N/A	SB138	N/A	N/A	N/A
1974-72	ENDT-865, ENDT-866 Eng. All Models.....	12	1114700	S725	*	X347	SC902	SB131	N/A	N/A	SC182
1974-72	All Eng. All Models.....	12	1114148, 1114150, 1114161, 1114165, 1114169	S725	*	X347	SC902	SB131	SB141	N/A	SC182
1974-72	All Eng. All Models.....	24	1113958, 1113975, 1113997	S726	⁹	X306	SC902	SB131	SB141	N/A	SC182
1971	END-475, ENDT-475 Eng. All Models.....	12	1113389	N/A	N/R	X347	N/A	SB138	N/A	N/A	N/A
1971-67	EN-402 Eng. All Models.....	12	1113055	S5	N/R	X291	N/A	N/A ⁷³	SB138	N/A	N/A

⁷ Starters require various numbers of Brushes and Springs. Order as needed.
⁸ SR13 for Solenoids w/Oval Face Plate; SR26 for Solenoids w/Square Face Plate.
⁹ SR14 for Solenoids w/Oval Face Plate; SR27 for Solenoids w/Square Face Plate.

⁴¹ Also use SB162 for Lever Housing Bushing.
⁷³ Also use SB135 Intermediate Bushing.
⁹⁸ Use SC941 for Thrust Washer.

MACK — Cont'd

STARTING SYSTEM PARTS — Cont'd

Year	Model or Engine	Volts	Starter No.	Solenoid Switch	Solenoid Repair Kit	Brush Set ⁷	Brush Spring ⁷	D.E. Bushing	C.E. Bushing	C.E. Washer	Starter Lever
1971-67	ENF-707C Eng. All Models.....	12	1113381, 1113383	S120	SR24	X362	SC206	SB148	SB138	N/A	N/A
1971-67	All Eng. All Models.....	12	1114088, 1114130, 1114136, 1114148, 1114150, 1114153	S725	*	X347	SC902	SB131	SB141	N/A	SC182
1971-67	All Eng. All Models.....	24	1113894, 1113914, 1113957, 1113958	S726	⁹	X306	SC902	SB131	SB141	N/A	SC182
1966-63	EN-540 Eng. All Models.....	12	1113309	S120	SR24	X291	N/A	N/A	SB138	N/A	N/A
1966-63	END-673, END-711, NHS, NHRS Eng. All Models.....	12	1114088	S725	*	X347	SC902	SB131	SB141	N/A	SC182
1966-63	END-673, END-711, END-864, NHS, NHRS, V8-265 Eng. F Series....	24	1113914	S726	⁹	X306	SC902	SB131	SB141	N/A	SC182
1966-62	EN-331 Eng. All Models.....	12	1107255	S5	N/R	X265	SC206	SB0 ⁷³	SB135	N/A	N/A
1966-62	EN-402, ENF-402 Eng. All Models..	12	1113055	S5	N/R	X291	N/A	N/A ⁷³	SB138	N/A	N/A
1966-62	EN-464B, ENF-464 Eng. All Models..	12	1113309	S120	SR24	X291	N/A	N/A	N/A	N/A	N/A
1966-62	EN-707, EN-707C, ENF-707C Eng. All Models.....	12	1113330	N/A	N/R	X291	N/A	N/A	SB138	N/A	N/A
1966-62	END-673, END-711, HB, HR, NH Eng. B Series.....	24	1113700, 1113703	N/A	N/R	X346	SC902	N/A	SB141	N/A	N/A
1961-58	EN-291, EN-331 Eng. All Models..	12	1107838	S5	N/R	N/A	SC204	SB137	N/A	N/A	N/A
1961-58	EN-401, ENF-401 Eng. All Models..	12	1113055	S5	N/R	X291	N/A	N/A ⁷³	SB138	N/A	N/A
1961-57	EN-464, EN-464B, ENF-464 Eng. All Models.....	12	1113309	S120	SR24	X291	N/A	N/A	SB138	N/A	N/A
1961-57	END-673 Eng. All Models.....	12	1114009	S905	N/R	X346	SC902	N/A	SB141	N/A	N/A
1961-57	EN-707B, ENF-707B Eng. All Models.....	12	1113330	N/A	N/R	X291	N/A	N/A	SB138	N/A	N/A

⁷ Starters require various numbers of Brushes and Springs. Order as needed.

⁸ SR13 for Solenoids w/Oval Face Plate; SR26 for Solenoids w/Square Face Plate.

⁹ SR14 for Solenoids w/Oval Face Plate; SR27 for Solenoids w/Square Face Plate.

⁷³ Also use SB135 Intermediate Bushing.

MACK

MACK — Cont'd

STARTING SYSTEM PARTS — Cont'd

Year	Model or Engine	Volts	Starter No.	Solenoid Switch	Solenoid Repair Kit	Brush Set ⁷	Brush Spring ⁷	D.E. Bushing	C.E. Bushing	C.E. Washer	Starter Lever
1961-57	END-673 Eng. Bus	24	1113722	S116	N/R	X346	SC902	N/A	SB141	N/A	N/A
1961-57	All Eng. All Models.....	24	1113700, 703	N/A	N/R	X346	SC902	N/A	SB141	N/A	N/A
1959-57	EN-510 Eng. Bus..	24	1113788	N/A	N/R	X346	SC902	N/A	SB141	N/A	N/A
1957	EN-401 Eng. All Models.....	6	1113014	S5	N/R	X291	N/A	N/A	SB138	N/A	N/A
1957	EN-401 Eng. All Models.....	12	1113019	S5	N/R	X291	N/A	N/A	SB138	N/A	N/A
1957	Bus w/EN-510 Eng. All Models	12	1109899	N/A	N/R	X346	SC902	N/A	SB141	N/A	N/A
1957-49	EN-271, 290, 291, 330, 331, 354A, ENF-331 Eng. All Models.....	6	1107456	S5	N/R	X145	SC204	SBO	SB138	N/A	N/A
1957-49	w/HB, NHB, HRBB, NHBS-600 Eng. All Models.....	24	1108863, 871, 1113708, 709	S116	N/R	X346	SC902	N/A	SB141	N/A	N/A
1956-54	END-672, 673 Eng. Bus.....	12	1109811	S905	N/R	X347	SC902	N/A	SB141	N/A	N/A
1956-54	END-673 Eng. Bus	24	1108874	S116	N/R	X346	SC902	N/A	SB141	N/A	N/A
1956-51	w/END-510, 672, 673 Eng. All Models.....	24	1109718, 729	N/A	N/R	X346	SC902	N/A	SB141	N/A	N/A
1956-49	377, EN-401, ENF-401 Eng. All Models.....	6	1108951	S5	N/R	X346	SC902	N/A ⁷³	SBO	N/A	N/A
1956-49	377, EN-401 Eng. All Models.....	12	1108956	S5	N/R	X346	SC902	N/A ⁷³	SBO	N/A	N/A
1956-49	EN-464, B, 471, 510, A, 707A, B, EY-707, ENF-464, 707B Eng. All Models	12	1109150, 151, 152, 176	N/A	N/R	X346	SC902	N/A	SBO	N/A	N/A
1954-49	431A Eng. All Models.....	12	1109441	N/A	N/R	X346	SC902	SB102	SBO	N/A	N/A
1950-49	EN-354A Eng. All Models.....	12	1107838	S5	N/R	N/A	N/A	SB137	N/A	N/A	N/A

⁷ Starters require various numbers of Brushes and Springs. Order as needed.

⁷³ Also use SB135 Intermediate Bushing.

MACK — Cont'd

STARTING SYSTEM PARTS — Cont'd

STARTER DRIVES

Year	Model or Engine	Part No.	Year	Model or Engine	Part No.
1994-63	All Eng. All Models w/Str. 1113831, 1113842, 1113914, 1113957, 1113958, 1113975, 1113976, 1113997, 1114088, 1114128, 1114130, 1114148, 1114150, 1114161, 1114165, 1114170, 1114700, 1114883, 1114878, 1114897, 1114899, 1114943, 1990267, 1990269, 1990270, 1990388, 1990400, 1990418, 1990420, 1990421, 1990456, 1990483, 1990484, 1993700, 1993788, 10478877, 10478888, 10478906, 10478911, 10478998	SD486	1990-67	All Eng. All Models w/Str. 1114136, 1114152, 1114153, 1114169, 1114883, 1990302, 1990362, 1990379, 1990419, 1990466, 10478905, 10479003	SD489
			1971-67	All Eng. All Models w/Str. 1113381, 1113383 ..	SD282
			1966-62	All Eng. All Models w/Str. 1107255	SD135
			1957-49	All Eng. All Models w/Str. 1107456	SD135

SWITCHES/RELAYS/LIGHT SOCKETS & CONNECTORS

CONNECTORS & LIGHT SOCKETS

Year	Model or Engine	Part No.	Year	Model or Engine	Part No.
DIMMER SWITCH CONNECTOR			HEADLIGHT SOCKET — Cont'd		
1977-67	DM & MB Series	PT63	1994-70	All 3 Prong w/Fiber Optic Illum.....	PT121
HEADLIGHT SOCKET			1994-47	All 2 Prong w/o Fiber Optic Illum.	PT31
1994-70	All 2 Prong w/Fiber Optic Illum.....	PT122	1994-47	All 3 Prong w/o Fiber Optic Illum.	PT20

RELAYS

Year	Model or Engine	Part No.
HORN RELAY		
1978-75	DM, MB, F, R, U Series	R169
1974-62	All	R169
1961-45	All 6 Volt	R102
1961-45	All 12 Volt	R132

SWITCHES

Year	Model or Engine	Part No.	Year	Model or Engine	Part No.
AXLE SWITCH DRIVE SCREW			DIMMER SWITCH — Cont'd		
	All	S986	1961-59	Truck w/NH, NHBS.....	DS118
BUZZER SWITCH			1961-59	Bus w/EN-510, END-673	DS118
1973-63	All	R382	EATON TWO-SPEED AXLE SHIFT KIT		
CIRCUIT BREAKER			All		S480
Universal Type — To Replace Tubular Glass Fuse					
1994-55	All Eng. All Models w/10 Amp.	CB12	IGNITION SWITCH — w/o Lock Cyl. & Keys		
1994-55	All Eng. All Models w/15 Amp.	CB11	1969-62	B-405	CS26
1994-55	All Eng. All Models w/20 Amp.	CB8	1958-49	Check Application	CS26
1994-55	All Eng. All Models w/25 Amp.	CB10	LOCK CYL. & KEYS		
1994-55	All Eng. All Models w/30 Amp.	CB7	1975-70	All Exc. ENF-707C Eng.	CS23L
1994-55	All Eng. All Models w/40 Amp.	CB6	1969-62	All Exc. B-75, 85, 405, 505	CS23L
1994-55	All Eng. All Models w/50 Amp.	CB14	1969-62	B-405	CS18L
Universal Type — To Replace "Autofuse" Type					
1994-70	All Eng. All Models w/5 Amp.	CB205	1958-49	Check Application	CS18L
1994-70	All Eng. All Models w/6 Amp.	CB206	NEUTRAL SAFETY SWITCH		
1994-70	All Eng. All Models w/8 Amp.	CB208	1973-71	All	S395
1994-70	All Eng. All Models w/10 Amp.	CB210	STOPLIGHT ACTIVATION SOLENOID		
1994-70	All Eng. All Models w/12 Amp.	CB212	1981-73	All 12 Volt Continuous Duty.....	S5025
1994-70	All Eng. All Models w/15 Amp.	CB215	STOPLIGHT SWITCH		
1994-70	All Eng. All Models w/20 Amp.	CB220	1965-54	All Exc. Bus	S192
1994-70	All Eng. All Models w/25 Amp.	CB225	1954-45	All	S192
1994-70	All Eng. All Models w/30 Amp.	CB230	TERMINAL BLOCK SWITCH		
DIMMER SWITCH			All		S481
1977-67	DM, MB Series	DS111			

MARMON-HARRINGTON

PARTS FOR CONTACT CONTROLLED DISTRIBUTORS

Year	Model or Engine	Distributor No.	Contact Assembly ¹	Con-denser	Cap	Rotor	Ignition Coil ^{2,6}
6 CYLINDER							
1954	6M-104, 254, 354, 504, 6PM-354, 504, 6BM-504, 604; 223 Eng.	FAA-12127-C	●A97V	G111	●C137	D130	E60
1953	M104, 254, 354, 504, 604, CM504, 604, BM504, 604; 239 Eng.	OBA-12127	●A97V	G111	●C137	D130	E60
1951-52	MH-630	1111768	A40H	G102A	N/A	D10	E40
1950-46	MH554-4; RXC Eng.	642T, 1110130	A40H	G102A	C16 ^{3,26}	D10	E40
1949-46	MH440-4; WXLC-3 Eng.	642S, 1110130, 198	A40H	G102A	C16 ^{3,26}	D10	E1
8 CYLINDER							
1954	M104, 254, 354, 504, 604, CM504, 604, BM504, 604; 239, 256 Eng.	FAE-12127-A	A98V	G111	C147	D130	E60
1952	W & Q Series	FAD-12127-A	A98V	G111	N/A	D130	E60

CONTACT ASSEMBLY CONVERSION TABLE

Heavy Duty Assembly	Heavy Duty Pierced Assembly	Standard Assembly
A98V	A98V	N/A
A40H	A40V	A40

EPOXY COIL CONVERSION TABLE

Oil Filled	Epoxy
E60	E80
E1	E80
E40	E81

CHARGING SYSTEM PARTS

PARTS FOR GENERATORS

Year	Model or Engine	Volts	Amps.	Generator No.	Voltage Regulator	Voltage Regulator Fuse	Brush Set	Brush Spring (2 Used)	Bushing
1954-52	Ford Equipped	12	—	FAA-10002-A, FAD-10002-A, FAB-10002-A, 8EL-10002-B	R135	RF45	X273	N/A	GB201
1952-51	MH-630	12	—	1106822	R187	N/A	X263	N/A	N/A
1952-45	All	6	—	1105875	N/A	N/A	X228	N/A	N/A
1948-46	"Deliverall"	6	—	1105876	R117	RF45	X228	N/A	N/A

● A Borg-Warner Brand "P" Version Also Available See Inside Back Cover.

¹ For Optional Contact Assemblies, refer to Conversion Chart following Distributor Parts Table.

² When Coil Bracket is required, refer to Illustrated Buyers Guide — ICB Prefix.

³ C80 Dust Cover also available.

⁶ For Optional Epoxy Coils, refer to Conversion Chart following Distributor Parts Table.

²⁶ C16A Heavy Duty Cap also available.

MARMON-HARRINGTON — Cont'd

STARTING SYSTEM PARTS

Year	Model or Engine	Volts	Starter No.	Solenoid Switch	Solenoid Repair Kit	Brush Set ⁷	Brush Spring ⁷	D.E. Bushing	C.E. Bushing	C.E. Washer	Starter Lever
1954-52	Ford Equipped.....	12	FAC-11002-B, FAD-11002-A, FAE-11002-A	S62	N/R	X236	N/A	N/A	N/A	N/A	N/A

MONTPELIER

PARTS FOR CONTACT CONTROLLED DISTRIBUTORS

Year	Model or Engine	Distributor No.	Contact Assembly ¹	Con-denser	Cap	Rotor	Ignition Coil ²⁶
4 CYLINDER							
1962-60	G4-193 Eng.	1110265	A40H	G102A	C16 ^{3,26}	D10	E1
6 CYLINDER							
1962-60	F06-226 Eng.	1110264	A72	G102A	C16 ^{3,26}	D10	E40

EPOXY COIL CONVERSION TABLE

Oil Filled	Epoxy
E40	E81

CHARGING SYSTEM PARTS

PARTS FOR GENERATORS

Year	Model or Engine	Volts	Amps.	Generator No.	Voltage Regulator	Voltage Regulator Fuse	Brush Set	Brush Spring (2 Used)	Bushing
1962-60	F06-226, G4-193 Eng.	12	—	1105116	R159	RF35	N/A	N/A	N/A

STARTING SYSTEM PARTS

Year	Model or Engine	Volts	Starter No.	Solenoid Switch	Solenoid Repair Kit	Brush Set ⁷	Brush Spring ⁷	D.E. Bushing	C.E. Bushing	C.E. Washer	Starter Lever
1962-60	F06-226, G4-193 Eng.	12	1107884	●S100	SR16	X265	N/A	N/A	N/A	N/A	N/A

● A Borg-Warner Brand "P" Version Also Available See Inside Back Cover.

¹ For Optional Contact Assemblies, refer to Conversion Chart following Distributor Parts Table.

² When Coil Bracket is required, refer to Illustrated Buyers Guide — ICB Prefix.

³ C80 Dust Cover also available.

⁶ For Optional Epoxy Coils, refer to Conversion Chart following Distributor Parts Table.

⁷ Starters require various numbers of Brushes and Springs. Order as needed.

²⁶ C16A Heavy Duty Cap also available.

**MONTPELIER
MOTOR COACH INDUSTRIES**

MONTPELIER — Cont'd

SWITCHES/RELAYS/LIGHT SOCKETS & CONNECTORS

RELAYS

Year	Model or Engine	Part No.
HORN RELAY		
1962-60	All	R132

SWITCHES

Year	Model or Engine	Part No.
DIMMER SWITCH		
1962-60	All	DS118

MOTOR COACH INDUSTRIES

CHARGING SYSTEM PARTS

PARTS FOR ALTERNATORS

Year	Model or Engine	Volts	Amps.	Alternator No.	Voltage Regulator	Brush Set	Brush & Holder Assembly	Positive Diode (3 Used)	Negative Diode (3 Used)	Diode Trio	Alternator Con- denser
1992-86	MC-9 Coach	12	105	1117801	R716	N/R	N/R	SC117 Assembly		SC228	N/A
1981-80	Detroit 6-53 Eng. T-30 Coach	12	145	1117149	R716	X301	X303	SC5 Assembly		N/A	N/A

STARTING SYSTEM PARTS

Year	Model or Engine	Volts	Starter No.	Solenoid Switch	Solenoid Repair Kit	Brush Set ⁷	Brush Spring ⁷	D.E. Bushing	C.E. Bushing	C.E. Washer	Starter Lever
1992-86	Detroit 6V-92T Eng. All Models	24	1990418	S5021	SR30	X396	N/A	SB165 ⁴¹	SB148	SC602 ⁹⁸	N/A
1992-86	Detroit All Eng. All Models	24	1990456	S5021	SR30	X396	N/A	SB165 ⁴¹	SB148	SC602 ⁹⁸	N/A
1992-86	Detroit All Eng. All Models	12	10478998	S5084	N/R	X396	N/A	SB165 ⁴¹	SB148	SC602 ⁹⁸	N/A
1985-82	Detroit 6V-92T Eng. MC-9	24	1114878	S726	⁹	N/A	N/A	SB165 ⁹⁵	SB141	SC602	SC182
1982-70	Detroit All Eng. All Models	24	1990456	S5021	SR30	X396	N/A	SB165 ⁴¹	SB148	SC602 ⁹⁸	N/A
1982-70	Detroit All Eng. All Models	12	10478998	S5084	N/R	X396	N/A	SB165 ⁴¹	SB148	SC602 ⁹⁸	N/A
1981	Detroit 6V-92T Eng. MC-9	24	1114874	S726	⁹	N/A	N/A	SB165 ⁹⁵	SB141	SC602	SC182
1981	Detroit 6-53 Eng. T-30	12	1114904	S725	⁸	N/A	N/A	N/A	SB141	N/A	SC182
1981-80	Detroit All Eng. All Models	12	1990377	S5019	SR29	X395	N/A	SB165 ⁴¹	SB148	SC602 ⁹⁸	N/A
1980	Detroit 6-53 Eng. T-30	12	1114052	S725	⁸	X306	N/A	SB131	SB141	N/A	SC182
1980	Detroit 8V-71 Eng. MC-5C, MC-9	24	1113975	S726	⁹	X306	N/A	N/A	SB141	N/A	SC182

⁷ Starters require various numbers of Brushes and Springs. Order as needed.
⁸ SR13 for Solenoids w/Oval Face Plate; SR26 for Solenoids w/Square Face Plate.
⁹ SR14 for Solenoids w/Oval Face Plate; SR27 for Solenoids w/Square Face Plate.

⁴¹ Also use SB162 for Lever Housing Bushing.
⁹⁵ Also use SB132 for Lever Housing Bushing.
⁹⁸ Use SC941 for Thrust Washer.

MOTOR COACH INDUSTRIES — Cont'd

STARTING SYSTEM PARTS — Cont'd

Year	Model or Engine	Volts	Starter No.	Solenoid Switch	Solenoid Repair Kit	Brush Set ⁷	Brush Spring ⁷	D.E. Bushing	C.E. Bushing	C.E. Washer	Starter Lever
1979-77	Detroit 8V-71 Eng. MC-5C, MC-8.....	24	1113975	S726	'	X306	N/A	N/A	SB141	N/A	SC182
1976-71	Detroit 8V-71 Eng. MC-5C, MC-7.....	24	1113975	S726	'	X306	N/A	N/A	SB141	N/A	SC182
1970-68	Detroit 8V-71 Eng. MC-5C, MC-7.....	24	1113952	S726	'	X306	N/A	N/A	SB141	N/A	SC182
1969-68	Detroit 12V-71 Eng. MC-6.....	24	1109961	S726	'	N/A	SC902	N/A	N/A	N/A	SC182
1969-68	Detroit 12V-71 Eng. MC-6.....	24	1990269, 10478911	S726	'	X400	N/A	SB165 ⁹⁵	N/A	SC602	SC182

STARTER DRIVES

Year	Model or Engine	Part No.
1992-68	All Eng. All Models w/Str. 1109961, 1113952, 1113975, 1114874, 1114878, 1990269, 1990418, 1990456, 10478911, 10478998	SD486

SWITCHES/RELAYS/LIGHT SOCKETS & CONNECTORS

SWITCHES

Year	Model or Engine	Part No.	Year	Model or Engine	Part No.
CIRCUIT BREAKER			CIRCUIT BREAKER — Cont'd		
Universal Type — To Replace Tubular Glass Fuse			Universal Type — To Replace "Autofuse" Type — Cont'd		
1994-68	All Eng. All Models w/10 Amp.	CB12	1994-70	All Eng. All Models w/6 Amp	CB206
1994-68	All Eng. All Models w/15 Amp.	CB11	1994-70	All Eng. All Models w/8 Amp	CB208
1994-68	All Eng. All Models w/20 Amp.	CB8	1994-70	All Eng. All Models w/10 Amp	CB210
1994-68	All Eng. All Models w/25 Amp.	CB10	1994-70	All Eng. All Models w/12 Amp	CB212
1994-68	All Eng. All Models w/30 Amp.	CB7	1994-70	All Eng. All Models w/15 Amp	CB215
1994-68	All Eng. All Models w/40 Amp.	CB6	1994-70	All Eng. All Models w/20 Amp	CB220
1994-68	All Eng. All Models w/50 Amp.	CB14	1994-70	All Eng. All Models w/25 Amp	CB225
Universal Type — To Replace "Autofuse" Type			1994-70	All Eng. All Models w/30 Amp	CB230
1994-70	All Eng. All Models w/5 Amp	CB205			

⁷ Starters require various numbers of Brushes and Springs. Order as needed.

⁹ SR14 for Solenoids w/Oval Face Plate; SR27 for Solenoids w/Square Face Plate.

⁹⁵ Also use SB132 for Lever Housing Bushing.

OSHKOSH

PARTS FOR CONTACT CONTROLLED DISTRIBUTORS

Year	Model or Engine	Distributor No.	Contact Assembly ¹	Con-denser	Cap	Rotor	Ignition Coil ^{2,6}
6 CYLINDER							
1964-63	RD-406, 450, 501 Eng.....	1112429	A40H	G102A	C151	D132	E40
1964-48	All Delco Equipped	642T, 1110198, 1111775, 791, 1112560	A40H	G102A	C16 ^{3,26}	D10	E40
1953-46	All Autolite Equipped	IGE-4104, 06, 20	A70 ²³	G124	N/A	N/A	E40
1953-46	All Autolite Equipped	IAD-4007	A81	G124	C123	D103	E5

CONTACT ASSEMBLY CONVERSION TABLE

Heavy Duty Assembly	Heavy Duty Pierced Assembly	Standard Assembly
A40H	A40V	A40

EPOXY COIL CONVERSION TABLE

Oil Filled	Epoxy
E5	E80
E40	E81

CHARGING SYSTEM PARTS

PARTS FOR ALTERNATORS

Year	Model or Engine	Volts	Amps.	Alternator No.	Voltage Regulator	Brush Set	Brush & Holder Assembly	Positive Diode (3 Used)	Negative Diode (3 Used)	Diode Trio	Alternator Con-denser
1964-63	All Delco Equipped.....	12	60	1117078	R293	N/A	N/A	N/A	N/A	N/A	N/A

PARTS FOR GENERATORS

Year	Model or Engine	Volts	Amps.	Generator No.	Voltage Regulator	Voltage Regulator Fuse	Brush Set	Brush Spring (2 Used)	Bushing
1964-62	R-6513, 6602, 145GZ Eng.....	12	—	1106986, 993	R198	N/A	X263	N/A	N/A
1964-62	Cummins Eng.....	12	—	1106991	R309	N/A	X263	N/A	N/A
1964-62	Cummins Eng.....	12	—	1106940	R187	N/A	X263	N/A	N/A
1964-62	I.H.C RD-406, 450, 501 Eng.....	12	—	1102059	R153	RF35	X270	N/A	N/A
1964-62	I.H.C RD-406, 450, 501 Eng.....	12	—	1106986	R198	N/A	X263	N/A	N/A
1956-55	RXC Eng.....	12	—	1105914	N/A	N/A	X270	N/A	N/A
1953-48	RXC, RXCD, RXLD, WXLCD-3 Eng.	12	—	1105914	N/A	N/A	X270	N/A	N/A
1949-48	Cummins Eng.....	12	—	1106805	R187	N/A	X263	N/A	N/A
1949-45	WXL-3 Eng.....	6	—	934-S	R128	RF45	N/A	N/A	N/A
1949-45	WXL-3 Eng.....	6	—	1105880	R128	RF45	X270	N/A	N/A
1947-44	RXCD, RXLD Eng.....	12	—	1105914	N/A	N/A	X270	N/A	N/A

¹ For Optional Contact Assemblies, refer to Conversion Chart following Distributor Parts Table.

² When Coil Bracket is required, refer to Illustrated Buyers Guide — ICB Prefix.

³ C80 Dust Cover also available.

⁶ For Optional Epoxy Coils, refer to Conversion Chart following Distributor Parts Table.

²³ Two required.

²⁶ C16A Heavy Duty Cap also available.

OSHKOSH — Cont'd

STARTING SYSTEM PARTS

Year	Model or Engine	Volts	Starter No.	Solenoid Switch	Solenoid Repair Kit	Brush Set ⁷	Brush Spring ⁷	D.E. Bushing	C.E. Bushing	C.E. Washer	Starter Lever
1964-62	R-6513, 6602, 145GZ Eng.	12	1113308, 376	N/A	N/R	X291	N/A	N/A	N/A	N/A	N/A
1964-62	I.H.C. RD-406, 450, 501 Eng.	12	1113049, 81	N/A	N/R	X291	N/A	N/A	N/A	N/A	N/A
1957-46	JXLD, RXLD, RXLDH, WX Autolite	12	All	●S58	N/R	N/A	N/A	N/A	N/A	N/A	N/A
1956-55	RXC Eng.	12	1108954	N/A	N/R	N/A	N/A	N/A	SBO	N/A	N/A
1953-48	RXC, RXCD, RXLD, WXLCD-3 Eng.	12	1108954, 955	N/A	N/R	N/A	N/A	N/A	SBO	N/A	N/A
1949-45	WXLCD-3 Eng.	6	413	N/A	N/R	N/A	N/A	SBO	N/A	N/A	N/A
1947-44	RXCD, RXLD Eng. .	12	412, 414	N/A	N/R	N/A	N/A	SBO	N/A	N/A	N/A

STARTER DRIVES

Year	Model or Engine	Part No.
1964-62	R-6513, 6602; 145GZ Eng. w/Str. 1113376 ...	SD282
1964-62	I.H.C. RD-406, 450, 501 Eng. w/Str. 1113049	SD221

SWITCHES/RELAYS/LIGHT SOCKETS & CONNECTORS

SWITCHES

Year	Model or Engine	Part No.
DIMMER SWITCH		
1964-62	Cont. R6513, 6602 & Wauk. 145GX.....	DS118

● A Borg-Warner Brand "P" Version Also Available See Inside Back Cover.

⁷ Starters require various numbers of Brushes and Springs. Order as needed.

PETERBILT

CHARGING SYSTEM PARTS

PARTS FOR ALTERNATORS

Year	Model or Engine	Volts	Amps.	Alternator No.	Voltage Regulator	Brush Set	Brush & Holder Assembly	Positive Diode (3 Used)	Negative Diode (3 Used)	Diode Trio	Alternator Con- denser
1994	All Eng. All Models	12	100	1117892	R716	X613	N/A	N/A	N/A	SC563	N/A
1994-91	All Eng. All Models	12	145	1117921	R716	X613	N/A	SC237 Assembly		SC563	N/A
1994-91	All Eng. All Models	12	100	19010105	R716	X613	N/A	N/A	N/A	SC563	N/A
1993-91	All Eng. All Models	12	100, 115	1117886, 1117910	R716	X613	N/A	N/A	N/A	SC563	N/A
1993-91	All Eng. All Models	12	115, 130	1117909	R716	X613	N/A	SC237 Assembly		SC563	N/A
1993-91	All Eng. All Models	12	100	1117905	R716	X613	N/A	SC231 Assembly		SC563	N/A
1991	All Eng. All Models	12	85	1117264	R323	N/R	N/R	SC2P	SC2N	N/R	N/A
1991	All Eng. All Models	12	85	19010003	R716	N/R	N/R	SC2P	SC2N	N/A	N/R
1991-86	All Eng. All Models	12	105	1117801	R716	N/R	N/R	SC117 Assembly		SC228	N/A
1990-86	All Eng. All Models	12	75	1117261	R323	N/R	N/R	SC2P	SC2N	N/R	N/A
1990-86	All Eng. All Models	12	75	19010007	N/A	N/R	N/R	SC2P	SC2N	N/A	N/R
1990-86	All Eng. All Models	12	80	1105465	R716	X301	X303	SC117 Assembly		SC116	N/A
1990-75	All Eng. All Models	12	90	1117732	R716	N/R	N/R	SC117 Assembly		SC228	N/A
1990-75	All Eng. All Models	12	90	1117481	R716	N/R	N/R	SC117 Assembly		SC228	N/A
1990-72	All Eng. All Models	12	65, 80	1105470	R716	X301	X303	SC117 Assembly		SC116	N/A
1986-77	All Eng. All Models	12	75	1117241	R323	N/R	N/R	SC2P	SC2N	N/R	N/A
1986-75	All Eng. All Models	12	80	1100080	R716	X301	X303	SC117 Assembly		SC116	N/A
1985-72	All Eng. All Models	12	75	19010003	R716	N/R	N/R	SC2P	SC2N	N/A	N/R
1978-75	All Eng. All Models	12	65	1100081	R716	X301	X303	SC117 Assembly		SC116	N/A
1978-71	All Eng. All Models	12	75	1117225	R323	N/R	N/R	SC2P	SC2N	N/R	N/A
1974-72	All Eng. All Models	12	55, 62	1117738	R716	N/R	N/R	N/A	N/A	SC228	N/A
1974-71	All Eng. All Models	12	55	1117753	R310	X368	N/A	N/A	N/A	N/R	N/A
1974-71	All Eng. All Models	12	65	1100072	R699	X301	X303	N/A	N/A	SC116	N/A
1974-71	All Eng. All Models	12	80	1100073	R699	X301	X303	N/A	N/A	SC116	N/A
1974-71	All Eng. All Models	12	62	1117756	R293	X355	N/A	N/A	N/A	N/A	N/A
1974-71	All Eng. All Models	12	75	1117235	N/A	N/R	N/R	SC2P	SC2N	N/A	N/A
1972-71	All Eng. All Models	12	90	1117090	R293	N/A	N/A	N/A	N/A	N/A	N/A
1967-65	All Eng. All Models	12	62	1117769	R293	X355	N/A	N/A	N/A	N/R	N/A
1967-63	All Eng. All Models	12	55	1117753	R310	X368	N/A	N/A	N/A	N/R	N/A
1967-63	All Eng. All Models	12	62	1117756	R293	X355	N/A	N/A	N/A	N/R	N/A
1967-63	All Eng. All Models	12	85	1117094	R293	N/A	N/A	N/A	N/A	N/A	N/A
1967-61	All Eng. All Models	12	85	1117090	R293	N/A	N/A	N/A	N/A	N/A	N/A
1964-63	All Eng. All Models	12	—	1117070	R293	N/A	N/A	N/A	N/A	N/R	N/A

PARTS FOR GENERATORS

Year	Model or Engine	Volts	Amps.	Generator No.	Voltage Regulator	Voltage Regulator Fuse	Brush Set	Brush Spring (2 Used)	Bushing
1967-63	Detroit 6V-53, 8V-53 Eng. All Models	12	35	1102176	R159	RF35	X270	SC202	N/A

PETERBILT — Cont'd

CHARGING SYSTEM PARTS — Cont'd

PARTS FOR GENERATORS — Cont'd

Year	Model or Engine	Volts	Amps.	Generator No.	Voltage Regulator	Voltage Regulator Fuse	Brush Set	Brush Spring (2 Used)	Bushing
1967-63	Detroit 617IN Eng. All Models	12	50	1106825	R187	N/A	X263	N/A	N/A
1967-63	Cummins NHS-6, NHRS-6 Eng. All Models	12	50	1106940	R187	N/A	X263	N/A	N/A
1966-63	Cummins V6-200, V8-235, V8-265, V8-350 Eng. All Models.....	12	50	1106822	R187	N/A	X263	N/A	N/A
1962-61	All Eng. All Models	12	50	1106822, 1106940	R187	N/A	X263	N/A	N/A

STARTING SYSTEM PARTS

Year	Model or Engine	Volts	Starter No.	Solenoid Switch	Solenoid Repair Kit	Brush Set ⁷	Brush Spring ⁷	D.E. Bushing	C.E. Bushing	C.E. Washer	Starter Lever
1994-91	Cummins C-Series 8.3L Eng. All Models.....	12	1990379, 1990394, 1990406	S5019	SR29	X395	N/A	SB165 ⁴¹	SB148	SC602 ⁹⁸	N/A
1994-90	Cat. 3306 Eng. All Models.....	12	1990397	S5019	SR29	X395	N/A	SB165 ⁴¹	SB148	SC602 ⁹⁸	N/A
1994-86	Cat. 3306 Eng. All Models.....	12	1990372	S5019	SR29	X395	N/A	SB165 ⁴¹	SB148	SC602 ⁹⁸	N/A
1994-86	Cat. 3406, Detroit 6V-92, Cummins 855, L-10 Eng. All Models.....	12	1990490	S5019	SR29	X395	N/A	SB165 ⁴¹	SB148	SC602 ⁹⁸	N/A
1994-86	Cat. 3406, Detroit 6V-92, Cummins 855, L-10 Eng. All Models.....	12	1990489	S5019	SR29	X395	N/A	SB165 ⁴¹	SB148	SC602 ⁹⁸	N/A
1991-90	Cat. 3176 Eng. All Models.....	12	1990489, 1990490	S5019	SR29	X395	N/A	SB165 ⁴¹	SB148	SC602 ⁹⁸	N/A
1991-90	Cummins L-10 Eng. All Models .	12	1990352, 1990355	S5019	SR29	X395	N/A	SB165 ⁴¹	SB148	SC602 ⁹⁸	N/A
1991-90	Cummins L-10 Eng. All Models .	24	1990389	S5021	SR30	X396	N/A	SB165 ⁴¹	SB148	SC602 ⁹⁸	N/A
1991-90	All Eng. All Models.....	12	1990483, 1990484	S5019	SR29	X395	N/A	SB165 ⁴¹	SB148	SC602 ⁹⁸	N/A
1990-86	Cat. 3406, Detroit 6V-92, Cummins 855, L-10 Eng. All Models.....	24	1990491	S5021	SR30	X396	N/A	SB165 ⁴¹	SB148	SC602 ⁹⁸	N/A

⁷ Starters require various numbers of Brushes and Springs. Order as needed.

⁴¹ Also use SB162 for Lever Housing Bushing.

⁹⁸ Use SC941 for Thrust Washer.

PETERBILT — Cont'd

STARTING SYSTEM PARTS — Cont'd

Year	Model or Engine	Volts	Starter No.	Solenoid Switch	Solenoid Repair Kit	Brush Set ⁷	Brush Spring ⁷	D.E. Bushing	C.E. Bushing	C.E. Washer	Starter Lever
1990-86	Cat. 3406, 3408, Cummins K Eng. All Models.....	24	1990231	S726	⁹	X400	N/A	SB165 ⁹⁵	N/A	SC602	SC182
1990-86	Detroit 8V-92.....	12	1990261	S725	⁸	X375	N/A	SB165 ⁹⁵	N/A	SC602	SC182
1990-86	All Eng. All Models.....	12	10478877	S725	⁸	X375	N/A	SB165 ⁹⁵	N/A	SC602	SC182
1990-72	All Eng. All Models.....	24	1990269, 10478911	S726	⁹	X400	N/A	SB165 ⁹⁵	N/A	SC602	SC182
1985-82	Detroit 8V-92 Eng. All Models.....	24	1990269	S726	⁹	X400	N/A	SB165 ⁹⁵	N/A	SC602	SC182
1985-82	Cat. 3406, 3408, Cummins K Eng. All Models.....	24	1990270	S726	⁹	X400	N/A	SB165 ⁹⁵	N/A	SC602	SC182
1985-80	Cat. 3306 Eng. All Models.....	12	1114836	S725	⁸	X377	N/A	SB165 ⁹⁵	SB141	SC602 ⁹⁸	SC182
1985-80	Cat. 3306 Eng. All Models.....	24	1114864	S726	⁹	N/A	N/A	SB165 ⁹⁵	SB141	SC602 ⁹⁸	SC182
1985-80	Cat. 3406, 3408 Eng. All Models.....	24	1109841	S726	⁹	X401	SC902	SB165 ⁹⁵	N/A	SC602	SC182
1985-80	Cummins NTC, Detroit 6V-92, 8V-71 Eng. All Models.....	12	1114896	S725	⁸	X377	N/A	SB165 ⁹⁵	SB141	SC602 ⁹⁸	SC182
1985-80	Cummins NTC, Detroit 6V-92, 8V-71 Eng. All Models.....	24	1114880	S726	⁹	X377	N/A	SB165 ⁹⁵	SB141	SC602	SC182
1985-80	Detroit 8V-92 Eng. All Models.....	24	1109840	S726	⁹	X401	SC902	SB165 ⁹⁵	SB141	SC602	SC182
1985-79	All Eng. All Models.....	12	1990372	S5019	SR29	X395	N/A	SB165 ⁴¹	SB148	SC602 ⁹⁸	N/A
1985-79	All Eng. All Models.....	24	1990371	S5021	SR30	X396	N/A	SB165 ⁴¹	SB148	SC602 ⁹⁸	N/A
1985-72	All Eng. All Models.....	24	1990456	S5021	SR30	X396	N/A	SB165 ⁴¹	SB148	SC602 ⁹⁸	N/A
1985-72	All Eng. All Models.....	12	10478998	S5084	N/A	X396	N/A	SB165 ⁴¹	SB148	SC602 ⁹⁸	N/A
1985-72	Cat. 3406, 3408 Eng. All Models.....	12	1990483	S5019	SR29	X395	N/A	SB165 ⁴¹	SB148	SC602 ⁹⁸	N/A
1982-80	Cat. 3406 Eng. All Models.....	12	1114898	S725	⁸	X377	N/A	SB165 ⁹⁵	N/A	SC602 ⁹⁸	SC182
1979	Cat. 3306 Eng. All Models.....	12	1114773	S725	⁸	X347	SC902	N/A	N/A	N/A	SC182
1979	Cat. 3306 Eng. All Models.....	24	1114772	S726	⁹	X306	SC902	N/A	N/A	N/A	SC182
1979	Cat. 3406, 3408 Eng. All Models.....	24	1109978	S726	⁹	X401	SC902	SB131	N/A	SC602	SC182

⁷ Starters require various numbers of Brushes and Springs. Order as needed.
⁸ SR13 for Solenoids w/Oval Face Plate; SR26 for Solenoids w/Square Face Plate.
⁹ SR14 for Solenoids w/Oval Face Plate; SR27 for Solenoids w/Square Face Plate.

⁴¹ Also use SB162 for Lever Housing Bushing.
⁹⁵ Also use SB132 for Lever Housing Bushing.
⁹⁸ Use SC941 for Thrust Washer.

PETERBILT — Cont'd

STARTING SYSTEM PARTS — Cont'd

Year	Model or Engine	Volts	Starter No.	Solenoid Switch	Solenoid Repair Kit	Brush Set ⁷	Brush Spring ⁷	D.E. Bushing	C.E. Bushing	C.E. Washer	Starter Lever
1979	Cummins NTC, Detroit 6V-92, 8V-71 Eng. All Models.....	12	1114128	S725	⁸	X347	SC902	N/A	SB141	N/A	SC182
1979	Cummins NTC, Detroit 6V-92, 8V-71 Eng. All Models.....	24	1113952	S726	⁹	X306	N/R	SB131	SB141	N/A	SC182
1979	Detroit 8V-92 Eng. All Models.....	24	1109979	S726	⁹	X401	SC902	SB131	N/A	SC602	SC182
1979-75	Cat. 3406 Eng. All Models.....	12	1114194	S725	⁸	X347	SC902	SB131	N/A	N/A	SC182
1979-75	Cummins K6 Eng. All Models.....	24	1109755	S726	⁹	X401	SC902	SB131	N/A	SC602	SC182
1979-72	All Eng. All Models.....	12	1114127, 1114128, 1114158	S725	⁸	X347	SC902	N/A	SB141	N/A	SC182
1979-72	Cummins NH, C-190, V-903 Eng. All Models .	24	1113965	S726	⁹	X306	SC902	SB131	SB141	N/A	SC182
1979-72	Cat. 1693, Detroit 12V-71 Eng. All Models.....	24	1109635, 1109961, 1109979, 1109989	S726	⁹	X401	SC902	SB131	N/A	SC602	SC182
1978-72	All Eng. All Models.....	12	1990379	S5019	SR29	X395	N/A	SB165 ⁴¹	SB148	SC602 ⁹⁸	N/A
1967	All Eng. All Models.....	24	1990244, 10478879	S726	⁹	X400	N/A	SB165 ⁹⁵	N/A	SC602	SC182
1967-65	All Eng. All Models.....	24	1990453	S5021	SR30	X396	N/A	SB165 ⁴¹	SB148	SC602 ⁹⁸	N/A
1967	Detroit 12V-71 Eng. All Models .	24	1109971	S726	⁹	X401	SC902	SB131	N/A	SC602	SC182
1967-65	Cat. 1673, 1676 Eng. All Models .	24	1113818, 1113942	S726	⁹	X306	SC902	SB131	SB141	N/A	SC182
1967-65	Cat. 1693 Eng. All Models.....	24	1109989	S726	⁹	X401	SC902	SB131	N/A	SC602	SC182
1967-63	Cat. 1673 Eng. All Models.....	12	1114087	S727	N/R	X347	SC902	SB131	SB141	N/A	SC182
1967-63	All Eng. All Models.....	12	1114058, 1114070, 1114083, 1114086, 1114088	S725	⁸	X347	SC902	SB131	SB141	N/A	SC182

⁷ Starters require various numbers of Brushes and Springs. Order as needed.

⁸ SR13 for Solenoids w/Oval Face Plate; SR26 for Solenoids w/Square Face Plate.

⁹ SR14 for Solenoids w/Oval Face Plate; SR27 for Solenoids w/Square Face Plate.

⁴¹ Also use SB162 for Lever Housing Bushing.

⁹⁵ Also use SB132 for Lever Housing Bushing.

⁹⁸ Use SC941 for Thrust Washer.

PETERBILT

PETERBILT — Cont'd

STARTING SYSTEM PARTS — Cont'd

Year	Model or Engine	Volts	Starter No.	Solenoid Switch	Solenoid Repair Kit	Brush Set ⁷	Brush Spring ⁷	D.E. Bushing	C.E. Bushing	C.E. Washer	Starter Lever
1967-63	Cummins V8-350 Eng. All Models	24	1113887	S726	⁹	X306	SC902	SB131	SB141	N/A	SC182
1967-63	All Eng. All Models	12	10478802	S5019	SR29	X395	N/A	SB165 ⁴¹	SB148	SC602 ⁹⁸	N/A
1967-61	All Eng. All Models	12	1990483	S5019	SR29	X395	N/A	SB165 ⁴¹	SB148	SC602 ⁹⁸	N/A
1967-61	All Eng. All Models	24	1990456	S5021	SR30	X396	N/A	SB165 ⁴¹	SB148	SC602 ⁹⁸	N/A
1967-61	All Eng. All Models	12	10478998	S5084	N/A	X396	N/A	SB165 ⁴¹	SB148	SC602 ⁹⁸	N/A
1962-61	All Eng. All Models	12	1114055, 1114072, 1114086, 1114088	S725	⁸	X347	SC902	SB131	SB141	N/A	SC182
1962-61	Cummins V8-350 Eng. All Models	24	1113842	N/A	N/R	X306	SC902	SB131	SB141	N/A	SC182
1952-48	Cummins HB-600 Eng. All Models	24	1108863	S116	N/R	X346	SC902	N/A	SB141	N/A	N/A

STARTER DRIVES

Year	Model or Engine	Part No.
1994-65	All Eng. All Models w/Str. 1113942, 1114127, 1114129, 1114158, 1114772, 1114773, 1114836, 1114864, 1990371, 1990372, 1990379, 1990394, 1990406, 1990453	SD489
1994-61	All Eng. All Models w/Str. 1109755, 1109840, 1109841, 1109961, 1109971, 1109978, 1109979, 1113818, 1113842, 1113887, 1113952, 1113965, 1114055, 1114058, 1114070, 1114072, 1114083, 1114086, 1114087, 1114088, 1114128, 1114194, 1114880, 1114896, 1114898, 1990229, 1990231, 1990244, 1990261, 1990269, 1990270, 1990352, 1990355, 1990456, 1990483, 1990484, 1990489, 1990390, 1990491, 10478802, 10478877, 10478879, 10478911, 10478998	SD486

SWITCHES/RELAYS/LIGHT SOCKETS & CONNECTORS

CONNECTORS

Year	Model or Engine	Part No.
DIMMER SWITCH CONNECTOR		
1981-79	All Eng. All Models	PT63

RELAYS

Year	Model or Engine	Part No.
HORN RELAY		
1978-61	All Eng. All Models	R132

⁷ Starters require various numbers of Brushes and Springs. Order as needed.

⁸ SR13 for Solenoids w/Oval Face Plate; SR26 for Solenoids w/Square Face Plate.

⁹ SR14 for Solenoids w/Oval Face Plate; SR27 for Solenoids w/Square Face Plate.

⁴¹ Also use SB162 for Lever Housing Bushing.

⁹⁸ Use SC941 for Thrust Washer.

PETERBILT — Cont'd

SWITCHES/RELAYS/LIGHT SOCKETS & CONNECTORS — Cont'd

SWITCHES

Year	Model or Engine	Part No.
DIMMER SWITCH		
1981-79	All Eng. All Models	DS111
1978-61	All Eng. All Models	DS118
NEUTRAL SAFETY SWITCH		
1973-71	S395

REO

PARTS FOR CONTACT CONTROLLED DISTRIBUTORS

Year	Model or Engine	Distributor No.	Contact Assembly ¹	Con-denser	Cap	Rotor	Ignition Coil ^{2,6}
6 CYLINDER							
1972	6-200 Eng. All Models.....	D-6427	A97H	G111	C215	N/A	E40
1972	6-130, 6-145, 6-162, 6-190 Eng. All Models	D-6430A, D-6431A	A113V	G111	C215	N/A	E40
1971-67	6-142, 6-162, 6-170, 6-186, 6-190, 6-200 Eng. All Models w/Holley Dist.	All	A113V	G111	C215	D191	E40
1960-57	OA-225, OH-130 Eng. AC, G Series	1112405	A40H	G102A	C16 ⁸⁵	D10	E40
1960-57	OA-292, OA-331 Eng. AC, G Series	1111806, 1111812, 1111905	A40H	G102A	C16A ³	N/A	E40
1960-57	OA-255, OA-331, OH-130, OH-145, OH-160, OH-170, OH-185, 160LPG Eng. All Models.....	1111905	A40H	G102A	C151	D132	E40
1955-53	SD-240 Eng. G-18	1112355	A40H	G102A	C16 ⁸⁵	D10	E1
1953-52	T6-427 Eng. F-23, G-23	1111774	A40H	G102A	C16A ³	N/A	⁷⁹
1953-52	OA-255 Eng. G-20, G-21, G-22	1112365	A40H	G102A	C16 ⁸⁵	D10	⁷⁹
1953-52	OA-292, OA-331 Eng. G-20, G-21, G-22.....	1111806, 1111812, 1111832	A40H	G102A	C16A ³	N/A	⁷⁹
1951-50	OA-255 Eng. E-20, E-120.....	1112365	A40H	G102A	C16 ⁸⁵	D10	⁷⁹
1951-50	OA-292, OA-331 Eng. E-21, E-22, E-33, E-37, E-121, E-122	1111806, 1111812, 1111832	A40H	G102A	C16A ³	N/A	⁷⁹
1951-50	Gold Crown 245 Eng. D-19, D-119, E-19, E-119	623K	A124H	G102A	N/A	D8	⁷⁹
1951-50	T6-427, HT6-427, R6-427, R6-513, R6-603 Eng. D-23, D-30, D-31, E-22, E-29, E-33, E-37	1111774, 1111779, 1111781	A40H	G102A	C16A	N/A	⁷⁹
1951-50	288, 310 Eng. D-21, D-22, D-121, D-122	1110086	A40H	G102A	C16 ⁸⁵	D10	⁷⁹
8 CYLINDER							
1972-70	230LPG, OV-250 Eng. All Models	D-6426A, D-6428A	A97H	G130	N/A	N/A	E40
1971-66	130B, 145B Eng. All Models.....	D-4141A, D-4292AAS	A113V	G111	C176	D151	E40
1971-66	OV-235B, 230LPG Eng. All Models	D-4292-1A, D-6229A	A97H	G130	N/A	D151	E40

¹ For Optional Contact Assemblies, refer to Conversion Chart following Distributor Parts Table.

² When Coil Bracket is required, refer to Illustrated Buyers Guide — ICB Prefix.

³ C80 Dust Cover also available.

⁶ For Optional Epoxy Coils, refer to Conversion Chart following Distributor Parts Table.

⁷⁹ E1 if 6 Volt; ●E30 if 12 Volt w/Resistor; E40 if 12 Volt w/o Resistor.

⁸⁵ Also use C80 Dust Cap and C16A Heavy Duty Cap.

REO — Cont'd

PARTS FOR CONTACT CONTROLLED DISTRIBUTORS — Cont'd

Year	Model or Engine	Distributor No.	Contact Assembly ¹	Con-denser	Cap	Rotor	Ignition Coil ^{2,6}
8 CYLINDER — Cont'd							
1971-66	250 Eng. All Models.....	D-4747A	A97H	G130	N/A	D151	E40
1971-61	OV-195, OV-207, OV-235 Eng. All Models	1110631, 1110632, 1110633	A72	G102A	C145	D134	E40
1971-61	OV-195, OV-207, OV-235 Eng. All Models	1111660, 1111661	●A120	●G120A	●C158	D137R ³⁰	E40
1969-66	OV-235B Eng. All Models	D-2475-1A	A97H	G130	C176	D151	E40
1960-57	OV-207, OV-235 Eng. A, AC Series.....	1110620, 1110621, 1110623, 1110631, 1110632, 1110633	A72	G102A	C145	D134	E40
1960-57	OV-207, OV-235 Eng. A, AC Series.....	1111660, 1111661	●A120	●G120A	●C158	D137R ³⁰	E40
1956-54	OV-390, OV-440 Eng. A-600, A-700	1110620, 1110621, 1110623	A72	G102A	C145	D134	E40

CONTACT ASSEMBLY CONVERSION TABLE

Heavy Duty Assembly	Heavy Duty Pierced Assembly	Standard Assembly	Performance Assembly
A97H	●A97V	N/A	N/A
A40H	A40V	A40	N/A
A72	N/A	A72	N/A
●A120	A120V	●A120	A120V

PCV VALVE

Year	Model or Engine	Part No.
1974-69	V8 Gas	PCV215
1961	w/116A Eng.	PCV260
1960-59	All	PCV260

EPOXY COIL CONVERSION TABLE

Oil Filled	Epoxy
E1	E80
●E30	E82
E40	E81

VACUUM CONTROL UNIT

Year	Model or Engine	Part No.
1971-66	130B, 145B w/Dist. D-4141A	V447
1971-66	OV-235 w/Dist. D-4292A-1A, AAS.....	V449
1969-66	OV-235 w/Dist. D-2475-1A	V157

CHARGING SYSTEM PARTS

PARTS FOR GENERATORS

Year	Model or Engine	Volts	Amps.	Generator No.	Voltage Regulator	Voltage Regulator Fuse	Brush Set	Brush Spring (2 Used)	Bushing
1966-59	All Eng. All Models	12	30	1102040	R153	RF35	X270	SC202	N/A
1966-59	All Eng. All Models	12	40	1106821, 919	R236	RF45	X263	N/A	N/A
1966-59	All Eng. All Models	12	50	1106986, 990	R320	N/A	X263	N/A	N/A
1966-59	All Eng. All Models	12	55	1106991	N/A	N/A	X263	N/A	N/A
1958-57	OA-225, 292, 331, OH-160, 185 Eng. All Models	12	30	1102040	R153	RF35	X270	SC202	N/A

● A Borg-Warner Brand "P" Version Also Available See Inside Back Cover.

¹ For Optional Contact Assemblies, refer to Conversion Chart following Distributor Parts Table.

² When Coil Bracket is required, refer to Illustrated Buyers Guide — ICB Prefix.

⁶ For Optional Epoxy Coils, refer to Conversion Chart following Distributor Parts Table.

³⁰ ●D138 Optional Rotor also available.

REO — Cont'd

CHARGING SYSTEM PARTS — Cont'd

PARTS FOR GENERATORS — Cont'd

Year	Model or Engine	Volts	Amps.	Generator No.	Voltage Regulator	Voltage Regulator Fuse	Brush Set	Brush Spring (2 Used)	Bushing
1958-57	OA-195, 235 Eng. All Models.....	12	40	1106821, 919	R236	RF45	X263	N/A	N/A
1958-57	All Eng. All Models	12	50	1106986, 999	N/A	N/A	X263	N/A	N/A
1956-54	I.H.C. SD-240 Eng. All Models	6	40	1100019	R128	RF45	X270	SC202	N/A
1956-54	All Eng. All Models	6	45	1102788	R136	RF45	X270	SC202	N/A
1956-54	All Eng. All Models	6	45	1106758	R128	RF45	X263	N/A	N/A
1956-54	All Eng. All Models	6	55	1106757, 763, 778	N/A	N/A	X263	N/A	N/A
1956-54	All Eng. All Models	12	40	1106821, 828, 919	R236	RF45	X263	N/A	N/A
1953	I.H.C. SD-240 Eng. All Models	6	40	1100019	R128	RF45	X270	SC202	N/A
1953	All Eng. All Models	6	45	1102788	R136	RF45	X270	SC202	N/A
1953	All Eng. All Models	6	45	1106758	R128	RF45	X263	N/A	N/A
1953	All Eng. All Models	6	55	1106757	N/A	N/A	X263	N/A	N/A
1953	All Eng. All Models	12	40	1106821	R236	RF45	X263	N/A	N/A
1952	OA-255, 292, 331, T6-427 Eng. All Models.....	6	40	1102746	R128	RF45	X228	SC202	GB203
1952	OA-255, 292, 331, OH-160, T6-427 Eng. All Models.....	6	45	1102788	R136	RF45	X270	SC202	N/A
1952	All Eng. All Models	6	45	1106758	R128	RF45	X263	N/A	N/A
1952	All Eng. All Models	6	55	1106757	N/A	N/A	X263	N/A	N/A
1952	All	12	40	1106821	R236	RF45	X263	N/A	N/A
1951	T6-427 Eng. All Models.....	6	40	1105877	R128	RF45	X228	SC202	GB203
1951	245, OA-255, 292, 331 Eng. All Models	6	40	1102746	R128	RF45	X228	SC202	GB203
1951	All Eng. All Models	6	45	1106758	R128	RF45	X263	N/A	N/A
1951	All Eng. All Models	6	55	1106757	N/A	N/A	X263	N/A	N/A
1951	245, OA-255, 292, 331, T6-427 Eng. All Models	12	25	1105909	R308	RF35	X228	SC202	GB203
1951	All Eng. All Models	12	40	1106801, 821	R236	RF45	X263	N/A	N/A
1950	245, OA-255, 292, 331 Eng. All Models	6	30	1102716	R129	RF35	X228	SC202	GB203
1950	All Eng. All Models	6	40	1105877	R128	RF45	X228	SC202	GB203
1950	All Eng. All Models	6	40	1106758	R128	RF45	X263	N/A	N/A
1950	All Eng. All Models	6	50	1106757	N/A	N/A	X263	N/A	N/A
1950	245, OA-255, 292, 331, T6-427 Eng. All Models	12	25	1105909	R308	RF35	X228	SC202	GB203
1950	All Eng. All Models	12	40	1106801, 821	R236	RF45	X263	N/A	N/A

REO — Cont'd

STARTING SYSTEM PARTS

Year	Model or Engine	Volts	Starter No.	Solenoid Switch	Solenoid Repair Kit	Brush Set ⁷	Brush Spring ⁷	D.E. Bushing	C.E. Bushing	C.E. Washer	Starter Lever
1966-57	OV-207, 235, 195 Eng. All Models .	12	1108621	S88	SR12	X145	SC204	N/A ⁷³	SB138	N/A	N/A
1966-57	OH-160, 185, OA-331 Eng. All Models.....	12	1107671	S88	SR12	X265	SC206	SB102	N/A	N/A	N/A
1956-54	OA-225, 292, 331 Eng. All Models .	6	1108026	S83	SR15	X145	SC204	SB65	N/A	N/A	N/A
1956-54	OA-225, 292, 331 Eng. All Models .	12	1107607	N/A	SR10	N/A	SC204	SB65	N/A	N/A	N/A
1956-54	OV-390, 440, V8 Eng. All Models .	12	1106821	S88	SR12	X145	SC204	N/A ⁷³	N/A	N/A	N/A
1955-54	I.H.C. SD-240 Eng. All Models.....	6	1107074	S79	N/R	X145	SC204	SB0	N/A	N/A	N/A
1953	T6-427 Eng. All Models.....	6	1108984	S79	N/R	X346	SC902	N/A ⁷³	SB0	N/A	N/A
1953	I.H.C. SD-240 Eng. All Models.....	6	1107074	S79	N/R	X145	SC204	SB0	N/A	N/A	N/A
1953	OA-225, 292, 331, OH-160 Eng. All Models.....	6	1107963	S79	N/R	X145	SC204	SB0	N/A	N/A	N/A
1953	OA-225, 292, 331, OH-160 Eng. All Models.....	6	1108026	S83	SR15	X145	SC204	SB65	N/A	N/A	N/A
1953	T6-427 Eng. All Models.....	12	1108985	S72	N/R	X346	SC902	N/A ⁷³	SB0	N/A	N/A
1953	DT-317 Eng. All Models.....	12	1108813	●S58	N/R	X346	SC902	SB102	SB141	N/A	N/A
1953	OA-255, 292, 331, OH-160 Eng. All Models.....	12	1108133	S72	N/R	N/A	SC204	SB0	N/A	N/A	N/A
1953	OA-255, 292, 331, OH-160 Eng. All Models.....	12	1107607	N/A	N/R	N/A	SC204	SB65	N/A	N/A	N/A
1953	R6-602, 513 Eng. All Models.....	12	1109150	N/A	N/R	X346	SC902	SB0	N/A	N/A	N/A
1952-51	T6-427 Eng. All Models.....	6	1108213	N/A	N/R	X145	SC204	SB0	N/A	N/A	N/A
1952-51	OA-225, 292, 331, 245 Eng. All Models.....	6	1107431, 963	S79 ⁸⁸	N/R	X145	SC204	SB0	N/A	N/A	N/A
1952-51	T6-427 Eng. All Models.....	12	1108409	S72	N/R	N/A	SC204	SB0	N/A	N/A	N/A
1952-51	DT-317 Eng. All Models.....	12	1108813	●S58	N/R	X346	SC902	SB102	SB141	N/A	N/A
1952-51	OA-255, 292, 331 Eng. All Models .	12	1108133	S72	N/R	N/A	SC204	SB0	N/A	N/A	N/A
1952-51	R6-602, 513 Eng. All Models.....	12	1109150	N/A	N/R	X346	SC902	SB0	N/A	N/A	N/A

● A Borg-Warner Brand "P" Version Also Available See Inside Back Cover.

⁷ Starters require various numbers of Brushes and Springs. Order as needed.

⁷³ Also use SB135 Intermediate Bushing.

⁸⁸ Not used on Gold Crown 245 with Starter 1107431.

REO — Cont'd

STARTING SYSTEM PARTS — Cont'd

Year	Model or Engine	Volts	Starter No.	Solenoid Switch	Solenoid Repair Kit	Brush Set ⁷	Brush Spring ⁷	D.E. Bushing	C.E. Bushing	C.E. Washer	Starter Lever
1950	T6-427 Eng. All Models.....	6	1108213	N/A	N/R	X145	SC204	SB0	N/A	N/A	N/A
1950	OA-255, 292, 331, 245 Eng. All Models.....	6	1107431, 963	S79 ⁸⁸	N/R	X145	SC204	SB0	N/A	N/A	N/A
1950	OA-255, 292, 331 Eng. All Models .	12	1108133	S72	N/R	N/A	SC204	SB0	N/A	N/A	N/A
1950	R6-513, 602 Eng. All Models.....	12	1109150	S72	N/R	X346	SC902	SB0	N/A	N/A	N/A
1950	DT-317, DWXLDf Eng. All Models .	12	1108813, 863	●S58	N/R	X346	SC902	SB102	SB141	N/A	N/A
1950	T6-427 Eng. All Models.....	12	1108409	S72	N/R	N/A	SC204	SB0	N/A	N/A	N/A
1950	HT6-427 Eng. All Models.....	12	1108604, 608	N/A	N/R	X145	SC204	SB138	SB138	N/A	N/A

STARTER DRIVES

Year	Model or Engine	Part No.
1966-54	All Eng. All Models w/Str. 1108621	SD221
1956-52	All Eng. All Models w/Str. 1107607, 1108026	SD212
1952-50	All Eng. All Models w/Str. 1108213	SD135

SWITCHES/RELAYS/LIGHT SOCKETS & CONNECTORS

RELAYS

Year	Model or Engine	Part No.
HORN RELAY		
1966-48	All 12 Volt Except DT-317 & DWXLDf	R132
1960-50	All 6 Volt.....	R102

SWITCHES

Year	Model or Engine	Part No.	Year	Model or Engine	Part No.
AXLE SWITCH DRIVE SCREW			CIRCUIT BREAKER — Cont'd		
All S986			Universal Type — To Replace "Autofuse" Type — Cont'd		
CIRCUIT BREAKER			1982-70	All Eng. All Models w/10 Amp.....	CB210
Universal Type — To Replace Tubular Glass Fuses			1982-70	All Eng. All Models w/12 Amp.....	CB212
1972-55	All Eng. All Models w/10 Amp.....	CB12	1982-70	All Eng. All Models w/15 Amp.....	CB215
1972-55	All Eng. All Models w/15 Amp.....	CB11	1982-70	All Eng. All Models w/20 Amp.....	CB220
1972-55	All Eng. All Models w/20 Amp.....	CB8	1982-70	All Eng. All Models w/25 Amp.....	CB225
1972-55	All Eng. All Models w/25 Amp.....	CB10	1982-70	All Eng. All Models w/30 Amp.....	CB230
1972-55	All Eng. All Models w/30 Amp.....	CB7	DIMMER SWITCH		
1972-55	All Eng. All Models w/40 Amp.....	CB6	1971-50	Most Models	DS118
1972-55	All Eng. All Models w/50 Amp.....	CB14	DOOR JAMB SWITCH		
Universal Type — To Replace "Autofuse" Type			1960-46	All	S874
1982-70	All Eng. All Models w/5 Amp	CB205	EATON TWO-SPEED AXLE SHIFT SWITCH		
1982-70	All Eng. All Models w/6 Amp	CB206	All		S480
1982-70	All Eng. All Models w/8 Amp	CB208			

● A Borg-Warner Brand "P" Version Also Available See Inside Back Cover.

⁸⁸ Not used on Gold Crown 245 with Starter 1107431.

⁷ Starters require various numbers of Brushes and Springs. Order as needed.

REO — Cont'd

SWITCHES/RELAYS/LIGHT SOCKETS & CONNECTORS — Cont'd

SWITCHES — Cont'd

Year	Model or Engine	Part No.	Year	Model or Engine	Part No.
STOPLIGHT SWITCH			TERMINAL BLOCK SWITCH		
1971-50	All Exc. FT-317 & DWXLD	S192	All		S481

SOUTHERN COACH

PARTS FOR CONTACT CONTROLLED DISTRIBUTORS

Year	Model or Engine	Distributor No.	Contact Assembly ¹	Con-denser	Cap	Rotor	Ignition Coil ^{2,6}
6 CYLINDER							
1959-51	140 GKB Eng. S Series	1111821	A40H	G102A	N/A	N/A	E40
1959-49	6-MZA Eng. F Series	1111773	A40H	G102A	C16A ³	N/A	E40
1948-47	F31 Coach	IAD-4011A	A81	G124	C123	D103	E40
1946-44	F31 Coach	IGC-4284A	A70	G124	N/A	N/A	E40

CONTACT ASSEMBLY CONVERSION TABLE

Heavy Duty Assembly	Heavy Duty Pierced Assembly	Standard Assembly
A40H	A40V	A40

EPOXY COIL CONVERSION TABLE

Oil Filled	Epoxy
E40	E81

STARTING SYSTEM PARTS

Year	Model or Engine	Volts	Starter No.	Solenoid Switch	Solenoid Repair Kit	Brush Set ⁷	Brush Spring ⁷	D.E. Bushing	C.E. Bushing	C.E. Washer	Starter Lever
1959-57	140 GKB Eng. All Models	12	1113019	N/A	N/R	X291	N/A	N/A ^{7,3}	SB0	N/A	N/A
1959-41	6 MZA Eng. All Models	12	1108609	N/A	N/R	X145	SC204	SB138	SB138	N/A	N/A
1956-51	140 GKB Eng. All Models	12	1108956	N/A	N/R	X346	SC902	N/A ^{7,3}	SB0	N/A	N/A

SWITCHES/RELAYS/LIGHT SOCKETS & CONNECTORS

RELAYS

Year	Model or Engine	Part No.
HORN RELAY		
1959-41	All Eng. All Models	R132

SWITCHES

Year	Model or Engine	Part No.
DIMMER SWITCH		
1959-41	All	DS118

¹ For Optional Contact Assemblies, refer to Conversion Chart following Distributor Parts Table.

² When Coil Bracket is required, refer to Illustrated Buyers Guide — ICB Prefix.

³ C80 Dust Cover also available.

⁶ For Optional Epoxy Coils, refer to Conversion Chart following Distributor Parts Table.

⁷ Starters require various numbers of Brushes and Springs. Order as needed.

^{7,3} Also use SB135 Intermediate Bushing.

STERLING

PARTS FOR CONTACT CONTROLLED DISTRIBUTORS

Year	Model or Engine	Distributor No.	Contact Assembly ¹	Con-denser	Cap	Rotor	Ignition Coil ^{2,6}
6 CYLINDER							
1951-48	All Autolite Equipped	IGC-6001	A81	G124	G123	D103	E5
1950-49	All Delco Equipped	1111764, 775	A40H	G102A	C16 ^{3,26}	D10	E40
1949-46	HC115, HD115	1110170	A40H	G102A	C16 ^{3,26}	D10	E40
1947	All 6SRKR Eng.	IGC-4227A	A70	G124	N/A	N/A	E40
1946	All 6MZA Eng.	IGC Series	A70	G124	N/A	N/A	E40

CONTACT ASSEMBLY CONVERSION TABLE

Heavy Duty Assembly	Heavy Duty Pierced Assembly	Standard Assembly
A40H	A40V	A40

EPOXY COIL CONVERSION TABLE

Oil Filled	Epoxy
E5	E80
E40	E81

CHARGING SYSTEM PARTS

PARTS FOR GENERATORS

Year	Model or Engine	Volts	Amps.	Generator No.	Voltage Regulator	Voltage Regulator Fuse	Brush Set	Brush Spring (2 Used)	Bushing
1951-46	All	6 & 12	—	1106828	R187	N/A	X263	N/A	N/A
1951-46	All	6 & 12	—	1106814	N/A	N/A	X263	N/A	N/A
1951-46	All	6 & 12	—	1102967	N/A	N/A	X263	N/A	N/A

SWITCHES/RELAYS/LIGHT SOCKETS & CONNECTORS

RELAYS

Year	Model or Engine	Part No.
HORN RELAY		
1950-46	All 6 Volt	R102
1950-46	All 12 Volt	R132

SWITCHES

Year	Model or Engine	Part No.
DIMMER SWITCH		
1950-49	All	DS118

TWIN COACH

(See Flexible Bus)

¹ For Optional Contact Assemblies, refer to Conversion Chart following Distributor Parts Table.

² When Coil Bracket is required, refer to Illustrated Buyers Guide — ICB Prefix.

³ C80 Dust Cover also available.

⁶ For Optional Epoxy Coils, refer to Conversion Chart following Distributor Parts Table.

²⁶ C16A Heavy Duty Cap also available.

VOLVO WHITE

CHARGING SYSTEM PARTS

PARTS FOR ALTERNATORS

Year	Model or Engine	Volts	Amps.	Alternator No.	Voltage Regulator	Brush Set	Brush & Holder Assembly	Positive Diode (3 Used)	Negative Diode (3 Used)	Diode Trio	Alternator Con- denser
1994	All Eng. All Models	12	85	19010018	R716	N/R	N/R	SC2P	SC2N	N/A	N/A
1994	All Eng. All Models	12	160	1117920, 19010126	R716	X613	N/A	SC237 Assembly		SC563	N/A
1994	All Eng. All Models	12	145	1117964	R716	X613	N/A	SC237 Assembly		SC563	N/A
1994	All Eng. All Models	12	100	1117937, 19010141	N/A	X613	N/A	SC231 Assembly		SC563	N/A
1994-90	All Eng. All Models	12	105	1117818	R716	N/R	N/R	SC117 Assembly		SC228	N/A
1994-90	All Eng. All Models	12	85	19010005	R716	N/R	N/R	SC2P	SC2N	N/A	N/A
1994-89	All Eng. All Models	12	105	1117801	R716	N/R	N/R	SC117 Assembly		SC228	N/A
1994-89	All Eng. All Models	12	100	1117880, 1117887, 1117892, 19010105	R716	X613	N/A	N/A	N/A	SC563	N/A
1994-89	All Eng. All Models	12	100	1117905	R716	X613	N/A	SC231 Assembly		SC563	N/A
1994-89	All Eng. All Models	12	130	1117943	R716	X613	N/A	SC237 Assembly		SC563	N/A
1994-89	All Eng. All Models	12	85	19010003	R716	N/R	N/R	SC2P	SC2N	N/A	N/R
1994-89	All Eng. All Models	12	100	19010181	R716	X613	N/A	N/A	N/A	SC563	N/A
1994-89	All Eng. All Models	12	130	19010147	R1003	X613	N/A	SC237 Assembly		SC563	N/A
1992-90	All Eng. All Models	12	85	1117279	R323	N/R	N/R	SC2P	SC2N	N/R	N/A
1992-89	All Eng. All Models	12	85	1117264, 1117266	R323	N/R	N/R	SC2P	SC2N	N/R	N/A
1992-89	All Eng. All Models	12	105	1117807	R716	N/R	N/R	SC117 Assembly		SC228	N/A
1992-89	All Eng. All Models	12	145	1117921	R716	X613	N/A	SC237 Assembly		SC563	N/A
1992-89	All Eng. All Models	12	100	1117886	R716	X613	N/A	N/A	N/A	SC563	N/A
1991-89	All Eng. All Models	12	90	1117885	R716	X613	N/A	N/A	N/A	SC563	N/A
1991-87	All Eng. All Models	24	50	1117248	R697	N/R	N/R	SC2P	SC2N	N/R	N/A
1991-87	All Eng. All Models	24	50	19010001	R987	N/R	N/R	SC2P	SC2N	N/A	N/A
1988-83	All Eng. All Models	12	85	19010003	R716	N/R	N/R	SC2P	SC2N	N/A	N/R
1988-83	All Eng. All Models	12	75	1117241	R323	N/R	N/R	SC2P	SC2N	N/R	N/A
1988-83	All Eng. All Models	12	90	1117481, 1117732	R716	N/R	N/R	SC117 Assembly		SC228	N/A
1986	All Eng. All Models	12	65	1105460	R716	X301	X303	SC117 Assembly		SC116	N/A
1986	All Eng. All Models	12	80	1105465, 1105470	R716	X301	X303	SC117 Assembly		SC116	N/A
1986-83	All Eng. All Models	12	90	1117160	R716	N/R	N/R	N/A	N/A	N/R	N/A

VOLVO WHITE — Cont'd

STARTING SYSTEM PARTS

Year	Model or Engine	Volts	Starter No.	Solenoid Switch	Solenoid Repair Kit	Brush Set ⁷	Brush Spring ⁷	D.E. Bushing	C.E. Bushing	C.E. Washer	Starter Lever
1994	All Eng. All Models.....	12	10479026, 10479027, 10479028, 10479030, 10479040, 10479041	N/A	N/R	X395	N/A	SB165 ⁴¹	SB148	SC602 ⁹⁸	N/A
1994	All Eng. All Models.....	12	1990372, 1990397, 1990405, 1990406, 1993863, 10479018	S5019	SR29	X395	N/A	SB165 ⁴¹	SB148	SC602 ⁹⁸	N/A
1994	All Eng. All Models.....	12	1993974	N/A	N/R	X397	N/A	SB148 ³¹	SB148	SC941	N/A
1994	All Eng. All Models.....	12	10478806	S5131	N/R	X397	N/A	SB148 ³¹	SB148	SC941	N/A
1986	All Eng. All Models.....	24	1990453	S5021	SR30	X396	N/A	SB165 ⁴¹	SB148	SC602 ⁹⁸	N/A
1986	All Eng. All Models.....	12	1990484	S5019	SR29	X395	N/A	SB165 ⁴¹	SB148	SC602 ⁹⁸	N/A
1986	All Eng. All Models.....	24	1990269, 10478911	S726	⁹	X400	N/A	SB165 ⁹⁵	N/A	SC602	SC182
1986	6-71, 6V-92, 3406 Engs. Autocar....	12	1990352, 1990355	S5019	SR29	X395	N/A	SB165 ⁴¹	SB148	SC602 ⁹⁸	N/A
1986	6-71, 6V-92, 3406 Engs. Autocar....	24	1990344	S5021	SR30	X396	N/A	SB165 ⁴¹	SB148	SC602 ⁹⁸	N/A
1986	8V-92, 3406, 3408 Eng. Autocar....	24	1990231	S726	⁹	X400	N/A	SB165 ⁹⁵	N/A	SC602	SC182
1986	3208 Eng. Autocar	12	1990353	S5019	SR29	X395	N/A	SB165 ⁴¹	SB148	SC602 ⁹⁸	N/A
1986	3306 Eng. Autocar	12	1990372	S5019	SR29	X395	N/A	SB165 ⁴¹	N/A	SC602 ⁹⁸	N/A
1986	3306 Eng. Autocar	24	1990359	S5021	SR30	X396	N/A	SB165 ⁴¹	SB148	SC602 ⁹⁸	N/A
1986	All Eng. White.....	12	1990372	S5019	SR29	X395	N/A	SB165 ⁴¹	N/A	SC602 ⁹⁸	SC182
1986	All Eng. White.....	12	1990352, 1990355	S5019	SR29	X395	N/A	SB165 ⁴¹	SB148	SC602 ⁹⁸	N/A
1986	All Eng. White.....	24	1990344, 1990371	S5021	SR30	X396	N/A	SB165 ⁴¹	SB148	SC602 ⁹⁸	N/A
1986	All Eng. White.....	24	1990231	S726	⁹	X400	N/A	SB165 ⁹⁵	N/A	SC602	SC182
1986-84	Cat. 3306 Eng. All Models.....	12	1990349	S5019	SR29	X395	N/A	SB165 ⁴¹	SB148	SC602 ⁹⁸	N/A
1986-83	All Eng. All Models.....	12	1990379, 1990483	S5019	SR29	X395	N/A	SB165 ⁴¹	SB148	SC602 ⁹⁸	N/A
1986-83	All Eng. All Models.....	24	1990456	S5021	SR30	X396	N/A	SB165 ⁴¹	SB148	SC602 ⁹⁸	N/A

⁷ Starters require various numbers of Brushes and Springs. Order as needed.

⁹ SR14 for Solenoids w/Oval Face Plate; SR27 for Solenoids w/Square Face Plate.

³¹ Use SB163 for Lever Housing Bushing.

⁴¹ Also use SB162 for Lever Housing Bushing.

⁹⁵ Also use SB132 for Lever Housing Bushing.

⁹⁸ Use SC941 for Thrust Washer.

VOLVO WHITE — Cont'd

STARTING SYSTEM PARTS — Cont'd

Year	Model or Engine	Volts	Starter No.	Solenoid Switch	Solenoid Repair Kit	Brush Set ⁷	Brush Spring ⁷	D.E. Bushing	C.E. Bushing	C.E. Washer	Starter Lever
1986-83	All Eng. All Models.....	12	10478998	S5084	N/R	X396	N/A	SB165 ⁴¹	SB148	SC602 ⁹⁸	N/A
1985	All Eng. Autocar...	12	1990352	S5019	SR29	X395	N/A	SB165 ⁴¹	SB148	SC602 ⁹⁸	N/A
1985-83	Cummins 555 Eng. All Models.....	12	1990348	S5019	SR29	X395	N/A	SB165 ⁴¹	SB148	SC602 ⁹⁸	N/A
1985-83	Cummins 855 Eng. All Models.....	12	1990352	S5019	SR29	X395	N/A	SB165 ⁴¹	SB148	SC602 ⁹⁸	N/A
1985-83	Cummins 855 Eng. All Models.....	24	1990344	S5021	SR30	X396	N/A	SB165 ⁴¹	SB148	SC602 ⁹⁸	N/A
1985-83	Cummins 903 Eng. All Models.....	12	1990354	S5019	SR29	X395	N/A	SB165 ⁴¹	SB148	SC602 ⁹⁸	N/A
1985-83	Cat. 3208 Eng. All Models.....	12	1990353	S5019	SR29	X395	N/A	SB165 ⁴¹	SB148	SC602 ⁹⁸	N/A
1985-83	Cat. 3306 Eng. All Models.....	12	1990349	S5019	SR29	X395	N/A	SB165 ⁴¹	SB148	SC602 ⁹⁸	N/A
1985-83	Cat. 3306 Eng. All Models.....	24	1990350	S5021	SR30	X396	N/A	SB165 ⁴¹	SB148	SC602 ⁹⁸	N/A

STARTER DRIVES

Year	Model or Engine	Part No.	Year	Model or Engine	Part No.
1994	All Eng. All Models w/Str. 10478806.....	SD914	1994-83	All Eng. All Models w/Str. 1990349, 1990350, 1990353, 1990359, 1990371, 1990372, 1990379, 1990397, 1990405, 1990406, 1990453, 1990863, 10479018, 10479026, 10479027, 10479040, 10479041.....	SD489
1994-83	All Eng. All Models w/Str. 1990231, 1990269, 1990344, 1990348, 1990352, 1990354, 1990355, 1990456, 1990483, 1990484, 10478911, 10478998, 10479028, 10479030 ..	SD486			

WALTER

PARTS FOR CONTACT CONTROLLED DISTRIBUTORS

Year	Model or Engine	Distributor No.	Contact Assembly ¹	Con- denser	Cap	Rotor	Ignition Coil ²⁶
6 CYLINDER							
1959-56	140GZ, 145GK, 6MZA Eng. AEB, AER, AGB, AGR, AZM, FGB, FGR, FM, ZM	1111869	A40H	G102A	C16 ³²⁶	D10	E40
1959-56	6MZA Eng. AZM, FM, FZM Magneto Replacement	1111410	A40H	G102A	C16 ³²⁶	D10	E40
1959-56	Le Roi H540 Eng. ARB.....	1110616	A61	G102A	N/A	N/A	E40
1959-56	135 GZB Eng. FYM.....	1112559	A40H	G102A	C16 ³²⁶	D10	E40
1954-49	6 WAK Eng. AW, AWUS Magneto Replacement.....	1111410	N/A	G102A	N/A	N/A	E1
1954-49	6 SRKR Eng. FC, FCK, FM.....	1111764, 1111765	A40H	G102A	C16A	N/A	E40
1954-49	GK145, 140GZ, 6 WAK Eng. AEB, AER, AW, AWUS, FG, FGB, FGR	1111775	A40H	G102A	C16 ³²⁶	D10	E40
1954-49	6MZA, 6MZR Eng. AZM, FM, FN, FZN	1111773	A40H	G102A	C16A	N/A	E1

¹ For Optional Contact Assemblies, refer to Conversion Chart following Distributor Parts Table.

² When Coil Bracket is required, refer to Illustrated Buyers Guide — ICB Prefix.

⁶ For Optional Epoxy Coils, refer to Conversion Chart following Distributor Parts Table.

⁷ Starters require various numbers of Brushes and Springs. Order as needed.

⁴¹ Also use SB162 for Lever Housing Bushing.

⁹⁸ Use SC941 for Thrust Washer.

WALTER — Cont'd

PARTS FOR CONTACT CONTROLLED DISTRIBUTORS — Cont'd

CONTACT ASSEMBLY CONVERSION TABLE

Heavy Duty Assembly	Heavy Duty Pierced Assembly	Standard Assembly
A40H	A40V	A40

EPOXY COIL CONVERSION TABLE

Oil Filled	Epoxy
E1	E80
E40	E81

CHARGING SYSTEM PARTS

PARTS FOR GENERATORS

Year	Model or Engine	Volts	Amps.	Generator No.	Voltage Regulator	Voltage Regulator Fuse	Brush Set	Brush Spring (2 Used)	Bushing
1959-56	140GZ, 145GK, 135GZB, H540 Eng. All Models	12	50	1106822, 1106826	R187	N/A	X263	N/A	N/A
1959-56	6MZA Eng. All Models	12	50	1106834	R236	RF45	X263	N/A	N/A
1955-54	6MZA Eng. All Models	6	30	1102676	R129	RF35	X349	N/A	N/A
1955-54	6MZA Eng. All Models	6	55	1106755	N/A	N/A	X263	N/A	N/A
1955-54	GK-145, 6-WAK Eng. All Models...	12	25	1105915	R308	RF35	X228	N/A	N/A
1955-54	GK-145, 140GZ Eng. All Models...	12	50	1106826	R187	N/A	X263	N/A	N/A
1955-54	6-SRKR Eng. All Models	12	25	1106627	R308	RF35	N/A	N/A	N/A
1955-54	6-SRKR Eng. All Models	12	50	1106834	R236	RF45	X263	N/A	N/A
1953-49	6-MZR Eng. All Models	6	30	1102976	R129	RF35	X349	N/A	N/A
1953-49	6-WAK, GK-145 Eng. All Models...	12	25	1105915	R308	RF35	X228	N/A	N/A
1953-49	6-WAK, GK-145, 140GZ Eng. All Models	12	50	1106809, 1106826	R187	N/A	X263	N/A	N/A
1953-49	6-SRKR Eng. All Models	12	18	1102957, 1102984	R308	RF35	X349	N/A	N/A
1953-49	6-SRKR Eng. All Models	12	25	1106627	R308	RF35	N/A	N/A	N/A
1953-49	6-SRKR Eng. All Models	12	40	1106814	R236	RF45	X263	N/A	N/A

STARTING SYSTEM PARTS

Year	Model or Engine	Volts	Starter No.	Solenoid Switch	Solenoid Repair Kit	Brush Set ⁷	Brush Spring ⁷	D.E. Bushing	C.E. Bushing	C.E. Washer	Starter Lever
1962	Roiline Eng. CFS Fire Truck	12	1109852	N/A	N/R	X346	SC902	N/A	SB141	N/A	N/A
1959-58	145GK Eng. All Models	12	1113308	N/A	N/R	X291	N/A	SB102	SB138	N/A	N/A
1959-56	135GZB, 140GZ, 6MZA, H540 Eng. All Models .	12	1113017, 1113019	N/A	N/R	X291	N/A	N/A	SB138	N/A	N/A
1957-49	145GK Eng. All Models	12	1109150	N/A	N/R	X346	SC902	N/A	SB0	N/A	N/A
1955-49	6MZA, 6MZR Eng. All Models	6	1108951	N/A	N/R	X346	SC902	N/A	SB0	N/A	N/A

⁷ Starters require various numbers of Brushes and Springs. Order as needed.

WALTER — Cont'd

STARTING SYSTEM PARTS — Cont'd

Year	Model or Engine	Volts	Starter No.	Solenoid Switch	Solenoid Repair Kit	Brush Set ⁷	Brush Spring ⁷	D.E. Bushing	C.E. Bushing	C.E. Washer	Starter Lever
1955-49	6SRKR Eng. All Models.....	12	412	N/A	N/R	X344	N/A	SB0 ⁷¹	N/A	N/A	N/A
1955-49	6WAK Eng. All Models.....	12	644	N/A	N/R	X344	N/A	SB137	N/A	N/A	N/A
1955-49	140GZ Eng. All Models.....	12	1108954	N/A	N/R	X346	SC902	N/A	SB0	N/A	N/A

SWITCHES/RELAYS/LIGHT SOCKETS & CONNECTORS

RELAYS

Year	Model or Engine	Part No.
HORN RELAY		
1962-49	All Eng. All Models 12 Volt.....	R132
1955-49	All Eng. All Models 6 Volt.....	R102

SWITCHES

Year	Model or Engine	Part No.
CIRCUIT BREAKER		
Universal Type — To Replace Tubular Glass Fuses		
1962-55	All Eng. All Models w/10 Amp.	CB12
1962-55	All Eng. All Models w/15 Amp.	CB11
1962-55	All Eng. All Models w/20 Amp.	CB8
1962-55	All Eng. All Models w/25 Amp.	CB10
1962-55	All Eng. All Models w/30 Amp.	CB7
1962-55	All Eng. All Models w/40 Amp.	CB6
1962-55	All Eng. All Models w/50 Amp.	CB14

WESTERN STAR

CHARGING SYSTEM PARTS

PARTS FOR ALTERNATORS

Year	Model or Engine	Volts	Amps.	Alternator No.	Voltage Regulator	Brush Set	Brush & Holder Assembly	Positive Diode (3 Used)	Negative Diode (3 Used)	Diode Trio	Alternator Con-denser
1978-75	All Eng. All Models	12	75	1117241	R323	N/R	N/R	SC2P	SC2N	N/R	N/A
1978-75	All Eng. All Models	12	75	1117245	R323	N/R	N/R	SC2P	SC2N	N/R	N/A
1978-75	All Eng. All Models	12	90	1117735	R716	N/R	N/R	N/A	N/A	SC228	N/A
1978-75	All Eng. All Models	24	50	1117248	R697	N/R	N/R	SC2P	SC2N	N/R	N/A
1978-75	All Eng. All Models	24	50	19010001	R987	N/R	N/R	SC2P	SC2N	N/A	N/A
1978-74	All Eng. All Models	12	65, 80	1105470	R716	X301	X303	SC117 Assembly		SC116	N/A
1978-74	All Eng. All Models	12	75	19010003	R716	N/R	N/R	SC2P	SC2N	N/A	N/R
1978-74	All Eng. All Models	12	65	1100081	R716	X301	X303	SC117 Assembly		SC116	N/A
1978-74	All Eng. All Models	12	65	1100082	R716	X301	X303	N/A	N/A	SC116	N/A
1978-74	All Eng. All Models	12	80	1100080	R716	X301	X303	SC117 Assembly		SC116	N/A
1978-74	All Eng. All Models	12	80	1100083	R716	X301	X303	N/A	N/A	SC116	N/A
1978-74	All Eng. All Models	12	90	1117732	R716	N/R	N/R	SC117 Assembly		SC228	N/A
1978-74	All Eng. All Models	12	90	1117481	R716	N/R	N/R	SC117 Assembly		SC228	N/A
1978-74	All Eng. All Models	12	90	1117482	R716	N/R	N/R	N/A	N/A	SC228	N/A
1974	All Eng. All Models	12	75	1117234	R323	N/R	N/R	SC2P	SC2N	N/R	N/A

⁷ Starters require various numbers of Brushes and Springs. Order as needed.

⁷¹ Also use SB134 Intermediate Bushing.

WESTERN STAR — Cont'd

CHARGING SYSTEM PARTS — Cont'd

PARTS FOR ALTERNATORS — Cont'd

Year	Model or Engine	Volts	Amps.	Alternator No.	Voltage Regulator	Brush Set	Brush & Holder Assembly	Positive Diode (3 Used)	Negative Diode (3 Used)	Diode Trio	Alternator Con- denser
1974	All Eng. All Models	12	75	1117235	N/A	N/R	N/R	SC2P	SC2N	N/R	N/A
1974	All Eng. All Models	24	60	1117734	R987	N/R	N/R	N/A	N/A	SC228	N/A

STARTING SYSTEM PARTS

Year	Model or Engine	Volts	Starter No.	Solenoid Switch	Solenoid Repair Kit	Brush Set ⁷	Brush Spring ⁷	D.E. Bushing	C.E. Bushing	C.E. Washer	Starter Lever
1985	Cat. 3306 Eng. All Models.....	12	1990349, 1990372	S5019	SR29	X395	N/A	SB165 ⁴¹	SB148	SC602 ⁹⁸	N/A
1978-75	Cummins NH, NTC, NTA Eng. All Models.....	12	1114128	S725	*	X347	SC902	SB131	SB141	SC602	SC182
1978-75	Cummins NH, NTC, NTA Eng. All Models.....	24	1113952	S726	⁹	X306	N/A	SB131	N/A	SC602	SC182
1978-75	Cummins KT Eng. All Models.....	24	1109631	S726	⁹	X401	SC902	SB165 ⁹⁵	N/A	SC602	SC182
1978-75	Det. 6V-71, 8V-71, 6V-92 Eng. All Models.....	12	1114128	S725	*	X347	SC902	SB131	SB141	SC602	SC182
1978-75	Det. 6V-71, 8V-71, 6V-92 Eng. All Models.....	24	1113952	S726	⁹	X306	N/A	SB131	N/A	SC602	SC182
1978-74	Det. 6V-53 Eng. All Models.....	12	1114154	S725	*	X306	N/A	SB165	N/A	SC602	SC182
1978-74	Cat. 3208 Eng. All Models.....	12	1114167	S725	*	X347	N/A	SB131	N/A	SC602	SC182
1978-74	Cat. 3306 Eng. All Models.....	12	1114158	S725	*	X347	SC902	SB131	SB141	SC602	SC182
1978-74	Cat. 3306 Eng. All Models.....	24	1113969	S726	⁹	X306	N/A	SB131	N/A	SC602	SC182
1978-74	Cat. 3406 Eng. All Models.....	12	1114128	S725	*	X347	SC902	SB131	SB141	SC602	SC182
1978-74	Cat. 3406 Eng. All Models.....	24	1113952	S726	⁹	X306	N/A	SB131	N/A	SC602	SC182
1978-74	Cummins V555, V903 Eng. All Models.....	12	1114143	S725	*	X347	N/A	SB131	SB141	SC602	SC182
1978-74	Cummins V903 Eng. All Models .	24	1113968	S726	⁹	X306	N/A	SB131	N/A	SC602	SC182
1978-74	All Eng. All Models.....	12	1990377, 1990379, 1990483	S5019	SR29	X395	N/A	SB165 ⁴¹	SB148	SC602 ⁹⁸	N/A

⁷ Starters require various numbers of Brushes and Springs. Order as needed.

⁸ SR13 for Solenoids w/Oval Face Plate; SR26 for Solenoids w/Square Face Plate.

⁹ SR14 for Solenoids w/Oval Face Plate; SR27 for Solenoids w/Square Face Plate.

⁴¹ Also use SB162 for Lever Housing Bushing.

⁹⁵ Also use SB132 for Lever Housing Bushing.

⁹⁸ Use SC941 for Thrust Washer.

**WESTERN STAR
WHITE**

WESTERN STAR — Cont'd

STARTING SYSTEM PARTS — Cont'd

Year	Model or Engine	Volts	Starter No.	Solenoid Switch	Solenoid Repair Kit	Brush Set ⁷	Brush Spring ⁷	D.E. Bushing	C.E. Bushing	C.E. Washer	Starter Lever
1978-74	All Eng. All Models.....	24	1990453, 1990456	S5021	SR30	X396	N/A	SB165 ⁴¹	SB148	SC602 ⁹⁸	N/A
1978-74	All Eng. All Models.....	24	1990269, 10478911	S726	⁹	X400	N/A	SB165 ⁹⁵	N/A	SC602	SC182
1978-74	All Eng. All Models.....	12	10478998	S5084	N/R	X396	N/A	SB165 ⁴¹	SB148	SC602 ⁹⁸	N/A
1974	Cat. 3406, 3408 Eng. All Models .	24	1109631	S726	⁹	X401	SC902	SB165 ⁹⁵	N/A	SC602	SC182
1974	Cummins NTC, PT, NH Eng. All Models.....	12	1114128	S725	⁸	X347	SC902	SB131	SB141	SC602	SC182
1974	Cummins NTA Eng. All Models .	24	1113952	S726	⁹	X306	N/A	SB131	N/A	SC602	SC182
1974	Det. 6-71, 6V-92 Eng. All Models .	12	1114128	S725	⁸	X347	SC902	SB131	SB141	SC602	SC182
1974	Det. 8V-71 Eng. All Models.....	24	1113952	S726	⁹	X306	N/A	SB131	N/A	SC602	SC182
1974	Det. 8V-92, 12V-71 Eng. All Models.....	24	1109631	S726	⁹	X401	SC902	SB165 ⁹⁵	N/A	SC602	SC182

STARTER DRIVES

Year	Model or Engine	Part No.	Year	Model or Engine	Part No.
1985	All Eng. All Models w/Str. 1990372	SD486	1978-74	All Eng. All Models w/Str. 1109631, 1113952, 1113968, 1114128, 1114143, 1990269, 1990456, 1990483, 10478911, 10478998	SD486
1985	All Eng. All Models w/Str. 1990349	SD489			
1978-74	All Eng. All Models w/Str. 1113969, 1114158, 1114167, 1990379, 1990453.....	SD489			

WHITE

PARTS FOR CONTACT CONTROLLED DISTRIBUTORS

Year	Model or Engine	Distributor No.	Contact Assembly ¹	Con-denser	Cap	Rotor	Ignition Coil ²⁶
6 CYLINDER							
1970-66	170B, 186B Eng. All Models.....	D-3833A	N/A	G111	C215	D191	⁷⁹
1970-66	142, 162, 190, 200 Eng. All Models.....	D-3832-1A, D-3834A	N/A	G111	C215	D191	⁷⁹

¹ For Optional Contact Assemblies, refer to Conversion Chart following Distributor Parts Table.

² When Coil Bracket is required, refer to Illustrated Buyers Guide — ICB Prefix.

⁶ For Optional Epoxy Coils, refer to Conversion Chart following Distributor Parts Table.

⁷ Starters require various numbers of Brushes and Springs. Order as needed.

⁸ SR13 for Solenoids w/Oval Face Plate; SR26 for Solenoids w/Square Face Plate.

⁹ SR14 for Solenoids w/Oval Face Plate; SR27 for Solenoids w/Square Face Plate.

⁴¹ Also use SB162 for Lever Housing Bushing.

⁷⁹ E1 if 6 Volt; ●E30 if 12 Volt w/Resistor; E40 if 12 Volt w/o Resistor.

⁹⁵ Also use SB132 for Lever Housing Bushing.

⁹⁸ Use SC941 for Thrust Washer.

WHITE — Cont'd

PARTS FOR CONTACT CONTROLLED DISTRIBUTORS — Cont'd

Year	Model or Engine	Distributor No.	Contact Assembly ¹	Con-denser	Cap	Rotor	Ignition Coil ^{2,6}
6 CYLINDER — Cont'd							
1965-49	250A, 370, 380A, 390A, 450A, 462A, 470, 477A, 490, 531A Eng. All Models	1112318, 1112319, 1112329, 1112333	A40H	G102A	C151	D132	79
1965-49	116A, 230A, 450A, 462A Eng. All Models	1110132, 1111790, 1111799, 1111807, 1112262, 1112263, 1112313, 1112315	A40H	G102A	C16A ³	N/A	79
1965-49	6-135, 6-145, 6-170, 6-186, 6-200, OA130, OA135 Eng. All Models	1111866, 1111905, 1111922, 1111923	A40H	G102A	C151	D132	79
1964-49	250 Mustang Eng.	D-179A	A98V	G111	●C137	D130	79
1964-49	250 Mustang Eng.	D-661A	A97H	G111	●C137	D130	79
8 CYLINDER							
1970-66	470 Eng. All Models	D-1408A	N/A	G111	C176	D151	79
1968-67	327, 366 Eng. All Models	1111327, 1112795	●A120	●G126	●C158	D137R ³⁰	79
1967	470G Eng. All Models w/Holley Dist.	All	N/A	G111	●C183 ⁵³	D151	79
1964-60	8-235A Eng. All Models	1111660	●A120	●G120A	●C158	D137R ³⁰	79
1964-60	8-235A Eng. All Models	1110632	A72	G102A	C145	D134	79

CONTACT ASSEMBLY CONVERSION TABLE

Heavy Duty Assembly	Heavy Duty Pierced Assembly	Standard Assembly	Performance Assembly
A97H	●A97V	N/A	N/A
A98V	A98V	N/A	N/A
A40H	A40V	A40	N/A
●A120	A120V	●A120	A120V

PCV VALVE

Year	Model or Engine	Part No.
1974-69	All V-8 Eng. All Models	PCV215
1961	116A Eng. All Models	PCV260
1960-59	All Eng. All Models	PCV260

EPOXY COIL CONVERSION TABLE

Oil Filled	Epoxy
E1	E80
●E30	E82
E40	E81

VACUUM CONTROL UNIT

Year	Model or Engine	Part No.
1970-66	170B, 186B Eng. All Models w/Dist. #D-3833A	V447
1970-66	470 Eng. All Models w/Dist. #D-4108A	V449

● A Borg-Warner Brand "P" Version Also Available See Inside Back Cover.

¹ For Optional Contact Assemblies, refer to Conversion Chart following Distributor Parts Table.

² When Coil Bracket is required, refer to Illustrated Buyers Guide — ICB Prefix.

³ C80 Dust Cover also available.

⁶ For Optional Epoxy Coils, refer to Conversion Chart following Distributor Parts Table.

³⁰ ●D138 Optional Rotor also available.

⁵³ C154 Performance Cap also available.

⁷⁹ E1 if 6 Volt; ●E30 if 12 Volt w/Resistor; E40 if 12 Volt w/o Resistor.

WHITE — Cont'd

CHARGING SYSTEM PARTS

PARTS FOR ALTERNATORS

Year	Model or Engine	Volts	Amps.	Alternator No.	Voltage Regulator	Brush Set	Brush & Holder Assembly	Positive Diode (3 Used)	Negative Diode (3 Used)	Diode Trio	Alternator Con- denser
1986-83	All Eng. All Models	12	90	1117160	R716	N/R	N/R	SC117 Assembly	N/A	N/A	N/A
1986-75	All Eng. All Models	12	75	1117241	R323	N/R	N/R	SC2P	SC2N	N/R	N/A
1986-74	All Eng. All Models	12	90	1117481, 1117732	R716	N/R	N/R	SC117 Assembly	SC228	N/A	N/A
1980-75	All Eng. All Models	24	50	1117248	R697	N/R	N/R	SC2P	SC2N	N/R	N/A
1980-74	All Eng. All Models	12	90	1117734	R987	N/R	N/R	N/A	N/A	SC228	N/A
1980-74	All Eng. All Models	12	75	1117234	R323	N/R	N/R	SC2P	SC2N	N/R	N/A
1979-76	All Eng. All Models	12	—	247370B, 8HC2009P	R2000	N/A	N/A	N/A	N/A	N/A	N/A
1978-75	All Eng. All Models	24	50	19010001	R987	N/R	N/R	SC2P	SC2N	N/A	N/A
1978-74	All Eng. All Models	12	65, 80	1105470	R716	X301	X303	SC117 Assembly	SC116	N/A	N/A
1978-74	All Eng. All Models	12	75	19010003	R716	N/R	N/R	SC2P	SC2N	N/A	N/R
1978-75	All Eng. All Models	12	75	1117245	N/A	N/R	N/R	SC2P	SC2N	N/R	N/A
1978-74	All Eng. All Models	12	65	1100081	R716	X301	X303	SC117 Assembly	SC116	N/A	N/A
1978-74	All Eng. All Models	12	65	1100082	R716	X301	X303	N/A	N/A	SC116	N/A
1978-74	All Eng. All Models	12	80	1100080	R716	X301	X303	SC117 Assembly	SC116	N/A	N/A
1978-74	All Eng. All Models	12	80	1100083	R716	X301	X303	N/A	N/A	SC116	N/A
1978-74	All Eng. All Models	12	90	1117482	R716	N/R	N/R	N/A	N/A	SC228	N/A
1978-74	All Eng. All Models	12	75	1117235	N/A	N/R	N/R	SC2P	SC2N	N/R	N/A
1968	All Eng. All Models	12	55, 62	1117738	R716	N/R	N/R	N/A	N/A	SC228	N/A
1968	NH-220, NH-230, NH-250, NHC-225, NHCT-270, NHCT-280, NHE-195, NTC-335, NRF6, V8-265 Eng. All Models	12	55	1117753	R310	X368	N/A	N/A	N/A	N/R	N/A
1968	Detroit Diesel Eng. All Models	12	60	1117089	R293	N/A	N/A	N/A	N/A	N/A	N/A
1968	All Eng. All Models	12	62	1117756	R293	X355	N/A	N/A	N/A	N/R	N/A
1968	All Eng. All Models	12	85, 105	1117090, 1117115	R293	N/A	N/A	N/A	N/A	N/A	N/A
1968-67	V8-327, HD-240, HD-255, HD-260, HD-275, HD-275A Eng. All Models	12	37, 42	1100693, 1100696	R310	X302	N/A	SC2P	SC2N	N/R	N/A
1966-63	NHE-180, NHE-190, NHE-195, NHE-220, NHE-225, NH-250 Eng. All Models	12	60	1117093	R293	N/A	N/A	N/A	N/A	N/A	N/A
1966-63	All Eng. All Models	12	62	1117763	R293	X355	N/A	N/A	N/A	N/R	N/A

PARTS FOR GENERATORS

Year	Model or Engine	Volts	Amps.	Generator No.	Voltage Regulator	Voltage Regulator Fuse	Brush Set	Brush Spring (2 Used)	Bushing
1968	Detroit Diesel Eng. All Models	12	50	1106822	R187	N/A	X263	N/A	N/A

WHITE — Cont'd

CHARGING SYSTEM PARTS — Cont'd

PARTS FOR GENERATORS — Cont'd

Year	Model or Engine	Volts	Amps.	Generator No.	Voltage Regulator	Voltage Regulator Fuse	Brush Set	Brush Spring (2 Used)	Bushing
1966-65	Perkins 6-354 Eng. All Models	12	30	1102128	R153	RF35	X270	SC202	N/A
1966-65	NHE 180, 195, 220, 225, NH250, NH250 Eng. All Models.....	12	50	1106822, 940	R187	N/A	X263	N/A	N/A
1966-63	450-A, 462-A, 477-A, 531-A Eng. All Models.....	12	30	1102306	R153	RF35	X270	SC202	N/A
1966-63	Optional	12	50	1106822	R187	N/A	X263	N/A	N/A
1964-49	All Eng. All Models	12	20, 25	1105900, 912	R308	RF35	X228	SC202	N/A
1964-49	All Eng. All Models	12	30	1102040, 128, 1102306	R153	RF35	X270	SC202	N/A
1964-49	All Eng. All Models	12	32	1105396	N/A	RF35	X353	SC202	N/A
1964-49	All Eng. All Models	12	35	1106987	N/A	RF35	X263	N/A	N/A
1964-49	All Eng. All Models	12	40	1106801, 821	R236	RF45	X263	N/A	N/A
1964-49	All Eng. All Models	12	50	1106805, 808, 1106913	R187	N/A	X263	N/A	N/A
1964-49	All Eng. All Models	12	50	1106822, 909, 932, 940	R187	N/A	X263	N/A	N/A
1964-49	All Eng. All Models	12	55	1106990	R320	N/A	X263	N/A	N/A
1964-49	All Eng. All Models	6	30	1102670, 716, 739	R129	RF35	X228	SC202	N/A
1964-49	All Eng. All Models	6	32	1105889	R129	RF35	X228	SC202	N/A
1964-49	All Eng. All Models	6	40	1105877	R128	RF45	X228	SC202	N/A
1964-49	All Eng. All Models	6	40	1106752, 758	R128	RF45	X263	N/A	N/A
1964-49	All Eng. All Models	6	45	1102778	R136	RF45	X270	SC202	N/A
1964-49	All Eng. All Models	6	50	1105895	N/A	N/A	X353	SC202	N/A

STARTING SYSTEM PARTS

Year	Model or Engine	Volts	Starter No.	Solenoid Switch	Solenoid Repair Kit	Brush Set ⁷	Brush Spring ⁷	D.E. Bushing	C.E. Bushing	C.E. Washer	Starter Lever
1987-81	Diesel Eng. All Models.....	12	1114976	S725	*	X377	N/A	SB165 ⁹⁵	N/A	SC602 ⁹⁸	SC182
1985-83	Cummins 555, 855, 903, Caterpillar 3208, 3306 Eng. All Models.....	12	1990348, 349, 352, 353, 354	S5019	SR29	X395	N/A	SB165 ⁴¹	SB148	SC602 ⁹⁸	N/A

⁷ Starters require various numbers of Brushes and Springs. Order as needed.

⁸ SR13 for Solenoids w/Oval Face Plate; SR26 for Solenoids w/Square Face Plate.

⁴¹ Also use SB162 for Lever Housing Bushing.

⁹⁵ Also use SB132 for Lever Housing Bushing.

⁹⁸ Use SC941 for Thrust Washer.

WHITE

WHITE — Cont'd

STARTING SYSTEM PARTS — Cont'd

Year	Model or Engine	Volts	Starter No.	Solenoid Switch	Solenoid Repair Kit	Brush Set ⁷	Brush Spring ⁷	D.E. Bushing	C.E. Bushing	C.E. Washer	Starter Lever
1985-83	Cummins 555, 855, 903, Caterpillar 3208, 3306 Eng. All Models.....	24	1990350	S5021	SR30	X396	N/A	SB165 ⁴¹	SB148	SC602 ⁹⁸	N/A
1982-74	All Eng. All Models.....	12	1114128, 143, 154, 158, 167, 168	S725	⁸	X347	SC902	SB131	SB141	N/A	SC182
1982-74	Cat. 3406, Cat. 3306, Cumm NH, NTA, NTC, PT, Formula 230, 290, V, VT903, Det. 6-71, 6V-71, 6V-92, 8V-71 Eng. All Models .	24	1113952, 968, 969	S726	⁹	X306	SC902	SB131	SB141	N/A	SC182
1982-74	Cat. 3406, 3408, Det. 8V-92, 12V-71, Cumm KT, KTA Eng. All Models.....	24	1109631	S726	⁹	X401	SC902	SB165 ⁹⁵	SB141	SC602	SC182
1982-74	All Eng. All Models.....	12	1990377, 1990379, 1990483	S5019	SR29	X395	N/A	SB165 ⁴¹	SB148	SC602 ⁹⁸	N/A
1982-74	All Eng. All Models.....	24	1990453, 1990456	S5021	SR30	X396	N/A	SB165 ⁴¹	SB148	SC602 ⁹⁸	N/A
1982-74	All Eng. All Models.....	24	1990269, 10478911	S726	⁹	X400	N/A	SB165 ⁹⁵	N/A	SC602	SC182
1982-74	All Eng. All Models.....	12	10478998	S5084	N/R	X396	N/A	SB165 ⁴¹	SB148	SC602 ⁹⁸	N/A
1970-68	All Eng. All Models.....	12	1107224	S110	N/R	X265	SC206	SB65	SB0	N/A	SC212
1970-68	All Eng. All Models.....	12	1107350	●S100	SR16	X265	SC206	N/A	SB0	N/A	SC212
1970-68	6-200 Eng. All Models.....	12	1107506	S110	N/R	X291	SC206	N/A	SB138	N/A	SC212
1970-68	6-200 Eng. All Models.....	12	1107578	●S100	SR16	X291	SC206	N/A	SB138	N/A	SC212
1970-68	6-354 Eng. All Models.....	12	1113653	S120	SR24	X291	SC206	SB148	SB138	N/A	N/A
1970-67	V8-327 Eng. All Models.....	12	1108362	●S100	SR10	X265	SC206	SB102	SB0	N/A	SC212
1970-67	V8-366 Eng. All Models.....	12	1108369	●S100	SR10	X358	SC206	SB102	N/A	N/A	SC212

● A Borg-Warner Brand "P" Version Also Available See Inside Back Cover.

⁷ Starters require various numbers of Brushes and Springs. Order as needed.

⁸ SR13 for Solenoids w/Oval Face Plate; SR26 for Solenoids w/Square Face Plate.

⁹ SR14 for Solenoids w/Oval Face Plate; SR27 for Solenoids w/Square Face Plate.

⁴¹ Also use SB162 for Lever Housing Bushing.

⁹⁵ Also use SB132 for Lever Housing Bushing.

⁹⁸ Use SC941 for Thrust Washer.

WHITE — Cont'd

STARTING SYSTEM PARTS — Cont'd

Year	Model or Engine	Volts	Starter No.	Solenoid Switch	Solenoid Repair Kit	Brush Set ⁷	Brush Spring ⁷	D.E. Bushing	C.E. Bushing	C.E. Washer	Starter Lever
1965-63	6-354 Eng. All Models.....	12	1113641	S120	SR24	X291	SC206	SB102	SB138	N/A	N/A
1965-63	All Eng. All Models.....	12	1114058, 86	S725	⁸	X347	SC902	SB131	SB141	N/A	SC182
1965-63	All Eng. All Models.....	24	1113842, 872, 1113887	S726	⁹	X306	SC902	SB131	SB141	N/A	SC182
1964-63	All Eng. All Models.....	12	1107506	S110	N/R	X291	SC206	N/A	SB138	N/A	SC212
1964-63	All Eng. All Models.....	12	1108469	S72	N/R	X265	SC206	SB137	SB0	N/A	N/A
1964-63	All Eng. All Models.....	12	1108470	S92	SR12	X265	SC206	SB137	SB0	N/A	N/A
1964-49	All Eng. All Models.....	6	1107037, 972	N/A	N/R	X145	SC204	SB0	N/A	N/A	N/A
1964-49	All Eng. All Models.....	6	1107920, 1108455	N/A	N/R	X145	SC204	SB137	SB141	N/A	N/A
1964-49	All Eng. All Models.....	12	727, 668, 650	N/A	N/R	X344	N/A	N/A	SB141	N/A	N/A
1964-49	All Eng. All Models.....	12	1107541	S72	N/R	X291	SC206	SB138	N/A	N/A	N/A
1964-49	All Eng. All Models.....	12	1107542	S110	N/R	X291	SC206	N/A	SB138	N/A	SC212
1964-49	All Eng. All Models.....	12	1107224	S110	N/R	X265	SC206	SB65	SB0	N/A	SC212
1964-49	All Eng. All Models.....	12	1107671	S88	SR12	X265	SC206	SB102	SB0	N/A	N/A
1964-49	All Eng. All Models.....	12	1108111, 533	N/A	N/R	N/A	SC204	SB137	SB138	N/A	N/A
1964-49	All Eng. All Models.....	12	1108535	N/A	N/R	N/A	SC204	N/A	SB138	N/A	N/A
1964-49	All Eng. All Models.....	12	1108607	N/A	N/R	N/A	SC204	SB138	SB138	N/A	N/A
1964-49	All Eng. All Models.....	12	1109156, 173	N/A	N/R	X346	SC902	N/A	SB0	N/A	N/A
1964-49	All Eng. All Models.....	12	1108840, 855, 863, 1113708, 1114000	N/A	N/R	X346	SC902	N/A	SB141	N/A	N/A
1964-49	All Eng. All Models.....	12	1113328	N/A	N/R	X291	N/A	SB102	SB138	N/A	N/A
1964-49	All Eng. All Models.....	12	1113641	S120	SR24	X291	SC206	SB102	SB138	N/A	N/A

⁷ Starters require various numbers of Brushes and Springs. Order as needed.

⁸ SR13 for Solenoids w/Oval Face Plate; SR26 for Solenoids w/Square Face Plate.

⁹ SR14 for Solenoids w/Oval Face Plate; SR27 for Solenoids w/Square Face Plate.

WHITE

WHITE — Cont'd

STARTING SYSTEM PARTS — Cont'd

Year	Model or Engine	Volts	Starter No.	Solenoid Switch	Solenoid Repair Kit	Brush Set ⁷	Brush Spring ⁷	D.E. Bushing	C.E. Bushing	C.E. Washer	Starter Lever
1964-49	All Eng. All Models.....	12	1113800	S116	N/R	X346	SC902	N/A	SB141	N/A	N/A
1964-49	All Eng. All Models.....	24	1113842, 851, 872, 887	S726	⁹	X306	SC902	SB131	SB141	N/A	SC182

STARTER DRIVES

Year	Model or Engine	Part No.	Year	Model or Engine	Part No.
1987-71	All Eng. All Models w/Str. 1113969, 1114129, 1114158, 1114167, 1114976, 1990349, 1990350, 1990353, 1990379, 1990453.....	SD489	1966-62	All Eng. All Models w/Str. 1113842, 1113872, 1113887, 1114058, 1114086.....	SD486
1985-71	All Eng. All Models w/Str. 1109631, 1113892, 1113952, 1113965, 1113968, 1114128, 1114143, 1114164, 1990269, 1990348, 1990352, 1990354, 1990456, 1990483, 10478911, 10478998.....	SD486	1966-61	All Eng. All Models w/Str. 1113641.....	SD279
1970-67	All Eng. All Models w/Str. 1108362, 1108369..	SD207	1964-63	All Eng. All Models w/Str. 1108455, 1108469, 1108470.....	SD135
1970-49	All Eng. All Models w/Str. 1107224, 1107350, 1107506, 1107542, 1107578.....	SD221	1962	All Eng. All Models w/Str. 1107221.....	SD221
1968	All Eng. All Models w/Str. 1113653.....	SD279	1962-49	All Eng. All Models w/Str. 1107920, 1108111..	SD135
			1961-60	All Eng. All Models w/Str. 1113842, 1113851..	SD486
			1960-58	All Eng. All Models w/Str. 1108621.....	SD221
			1959-58	All Eng. All Models w/Str. 1113106.....	SD221
			1958-56	All Eng. All Models w/Str. 1107972.....	SD135

SWITCHES/RELAYS/LIGHT SOCKETS & CONNECTORS

CONNECTORS

Year	Model or Engine	Part No.
DIMMER SWITCH CONNECTOR		
1978-67	All Eng. All Models.....	PT63

RELAYS

Year	Model or Engine	Part No.	Year	Model or Engine	Part No.
HORN RELAY			HORN RELAY — Cont'd		
1978-69	All.....	R132	1965-46	All 12 Volt.....	R132
1968	All Except Air.....	R132	1965-46	All 6 Volt.....	R102
1968-67	Trend CF-6842 Series.....	R169			

SWITCHES

Year	Model or Engine	Part No.	Year	Model or Engine	Part No.
AXLE SWITCH DRIVE SCREW			CIRCUIT BREAKER — Cont'd		
All	S986	Universal Type — To Replace "Autofuse" Type		
BUZZER SWITCH			1986-70	All Eng. All Models w/5 Amp.....	CB205
1965-49	All w/Low Air Pressure.....	R382	1986-70	All Eng. All Models w/6 Amp.....	CB206
CIRCUIT BREAKER			1986-70	All Eng. All Models w/8 Amp.....	CB208
Universal Type — To Replace Tubular Glass Fuse			1986-70	All Eng. All Models w/10 Amp.....	CB210
1986-55	All Eng. All Models w/10 Amp.....	CB12	1986-70	All Eng. All Models w/12 Amp.....	CB212
1986-55	All Eng. All Models w/15 Amp.....	CB11	1986-70	All Eng. All Models w/15 Amp.....	CB215
1986-55	All Eng. All Models w/20 Amp.....	CB8	1986-70	All Eng. All Models w/20 Amp.....	CB220
1986-55	All Eng. All Models w/25 Amp.....	CB10	1986-70	All Eng. All Models w/25 Amp.....	CB225
1986-55	All Eng. All Models w/30 Amp.....	CB7	1986-70	All Eng. All Models w/30 Amp.....	CB230
1986-55	All Eng. All Models w/40 Amp.....	CB6	DIMMER SWITCH		
1986-55	All Eng. All Models w/50 Amp.....	CB14	1978-67	All.....	DS111
			1965-49	All.....	DS118

⁷ Starters require various numbers of Brushes and Springs. Order as needed.

⁹ SR14 for Solenoids w/Oval Face Plate; SR27 for Solenoids w/Square Face Plate.

WHITE — Cont'd

SWITCHES/RELAYS/LIGHT SOCKETS & CONNECTORS — Cont'd

SWITCHES — Cont'd

Year	Model or Engine	Part No.	Year	Model or Engine	Part No.
EATON TWO SPEED AXLE SHIFT KIT			STOPLIGHT SWITCH		
	All	S480	1968-67	All	S192
HEADLIGHT SWITCH			1965-46	All	S192
1968	All	S138	TERMINAL BLOCK SWITCH		
1968-65	Trend CF-6842 Series	S427		All	S481
LOCK, TUMBLER & KEY					
1970-67	Trend CF-6842 Series only	CS23L			

ALLIS-CHALMERS TRACTORS

PARTS FOR DISTRIBUTORS & COILS

Model	Engine or Distributor No.	Contact Assembly*							
		Heavy Duty	Heavy Duty Pierced	Con-denser	Cap	Dust Cap	Rotor	6 Volt Coil ^{1,5}	12 Volt Coil ^{1,5}
CA	G-116, B-125	A40H	A40V	G102A	C150	C80	D144	E1	E40
B, C if Dist. Equipped ...		A40H	A40V	G102A	C16A	C80	N/A	E1	N/R
D-10, D-12, D-14, D-15, D-17	G-138, G-149, G-160, G-226	A40H	A40V	G102A	C150	C80	D144	E1	E40
D-19	G-262	A40H	A40V	G102A	C16 ²	C80	D10	N/R	E40
G	Continental N-62	A40H	A40V	G102A	C150	C80	N/A	E1	E40
I-40, I-60, I-400, I-600 ...	G-149, G-160	A40H	A40V	G102A	C150	C80	D144	E1	E40
RC	B-125	A40H	A40V	G102A	C150	C80	D144	E1	E40
WC, WF if Dist. Equipped		A40H	A40V	G102A	C150	C80	N/A	E1	N/R
WD, WD-45	G-201, W-226	A40H	A40V	G102A	C150	C80	D144	E1	N/R
170, 175	W-226 Exc. 1112653 Dist. G-226 1112653 Dist.	A40H A103M	A40V ●A109V	G102A ●G126	C150 C167	C80 N/A	D144 ●D152	N/R N/R	E40 E31 ⁴
170, 175, 180, 190XT ...	G-226 1112688 Dist.	A103M	●A109V	●G126	C167	N/A	●D152	N/R	E31 ⁴
180, 180G, 185, 190, 190XT, 190GXT, 190XGT	G-265, G-2500, G-2800, G-2800XT, G-2800LPXT	A103M	●A109V	●G126	●C168	N/A	●D152	N/R	E31 ⁴

PARTS FOR MAGNETOS

Tractor Model	For Magneto Model	Contact Assembly	Con-denser	Coil
A, E, EU, K	FMZ-4B3	N/A	WG30	N/A
B, C, R, RC, W, WC, WF	FMX-483, A	FS11	WG30	E125
C, L, LO, U, UC, UM, M, WD	FMZ-4B3A, 6B3, 6B3A	FS11	WG30	N/A

See Magneto Guides For Additional Information

CHARGING SYSTEM PARTS

PARTS FOR ALTERNATORS

Model	Engine or Alternator No.	Voltage Regulator ⁵³	Brush Holder Assembly	Brush Set	Positive Diode (3 Used)	Negative Diode (3 Used)	Hardware Kit	Diode Trio	Alt. Con-denser
D-21	AC3400, 3500 Diesel								
160	AD3, 153, D3, 152 1100710	R310	X302	X293	SC2P	SC2N	N/R	N/R	G80

● A Borg-Warner Brand "P" Version Also Available See Inside Back Cover.

* For Standard Contact Assembly see Conversion Table.

¹ When Coil Bracket is required, refer to Illustrated Bracket Guide.

² For Heavy Duty Cap use C16A.

⁴ Use Original Resistor.

⁵ For Epoxy Coils see Conversion Table.

⁵³ R622 available for Delco-Remy Alternator type Regulators.

ALLIS-CHALMERS — Cont'd

CHARGING SYSTEM PARTS — Cont'd

PARTS FOR ALTERNATORS — Cont'd

Model	Engine or Alternator No.	Voltage Regulator ⁵³	Brush Holder Assembly	Brush Set	Positive Diode (3 Used)	Negative Diode (3 Used)	Hardware Kit	Diode Trio	Alt. Con- denser
170	226, 236 Diesel								
175	236, 248 Diesel								
180	G2500 Gas, 265, 2800 Diesel								
185	265, 649, 2800 Diesel								
190XT	G2800 Gas	R310	X302	X293	SC2P	SC2N	N/R	N/R	G80
190, 200	2900 Diesel All 3400 Diesel 1100822, 87	R310	X302	X293	SC2P	SC2N	N/R	N/R	G80
220	1100620	●R281	N/R	X285	SC2P	SC2N	N/R	N/R	G80
6060, 6080	1103165	●R291	X359	N/A	SC5 Assembly ⁷		SC124	SC113	N/A
	1105423	●R291	X359	N/A	SC111 Assembly ⁷		N/A	SC113	N/A
7000	1102876	●R291	X303	X301	SC5 Assembly ⁷		SC124	SC113	N/A
	1102929, 1103035, 1103166	●R291	X359	N/A	SC5 Assembly ⁷		SC124	SC113	N/A
7010, 7020	1102921, 22, 1103165	●R291	X359	N/A	SC5 Assembly ⁷		SC124	SC113	N/A
7030, 7040, 7050	3500 Diesel All	●R291	X303	X301	SC5 Assembly ⁷		SC124	SC113	N/A
7060	3700 Diesel	●R291	X303	X301	SC5 Assembly ⁷		SC124	SC113	N/A
7080	3750 Diesel	●R291	X303	X301	SC5 Assembly ⁷		SC124	SC113	N/A
8010	1103165	●R291	X359	N/A	SC5 Assembly ⁷		SC124	SC113	N/A
	1105423	●R291	X359	N/A	SC111 Assembly ⁷		N/A	SC113	N/A
All	71007875, 7100787503, 8AR2021K	R327	N/A	N/A	N/A	N/A	N/A	N/A	N/A
	71004406, 7100440605, 8AR2016R, 12Z51A&18-2	R326	N/A	N/A	N/A	N/A	N/A	N/A	N/A

PARTS FOR GENERATORS

Model	Engine	Volts	For Generator Number	Voltage Regulator ²⁹	Voltage Regulator Fuse	Brush Set	Brush Spring (2 Used)	Bushing
A		6	All	R12	N/A	N/A	N/A	GB200
B, C, CA	G-116, B-125	6	For Prestolite	R12	N/A	X324	N/A	GB200
		6	For Delco	R193 ⁶	RF35	X360	N/A	GB203
D-10, D-12	125, 138	6	All	R195	RF35	X270	SC202	N/A
	149, 226	12	1100305	R198	RF35	X270	SC202	N/A
	149, 160	12	1100426	R153	RF35	X270	SC202	N/A
D-14	149	6	All	R195	RF35	X270	SC202	N/A
		12	All	R198	RF35	X270	SC202	N/A
D-15, D-15D	149	12	1100305	R198	RF35	X270	SC202	N/A
	149, 160	12	1100426	R153	RF35	X270	SC202	N/A
	175 Diesel	12	1100327	R197	RF35	X270	SC202	N/A
		12	1100345	R198	RF35	X270	SC202	N/A
		12	1100440	R199	RF35	X270	SC202	N/A
D-17	226 Gasoline	12	1100305	R198	RF35	X270	SC202	N/A
	262 Diesel	12	1100345	R198	RF35	X270	SC202	N/A
	All	12	1100426	R153	RF35	X270	SC202	N/A
D-19	262 Gasoline	12	All	R198	RF35	X270	SC202	N/A
	262 Diesel	12	All	N/A	N/A	X270	SC202	N/A
G	Continental N-62	6	All	R195	RF35	X360	N/A	GB203

● A Borg-Warner Brand "P" Version Also Available See Inside Back Cover.

⁶ R193K Resistor Package required.

⁷ Diode Bridge contains 3 Negative and 3 Positive Diodes.

²⁹ Shock Mounting Package R706 available for Delco-Remy type Generators.

⁵³ R622 available for Delco-Remy Alternator type Regulators.

ALLIS-CHALMERS — Cont'd

CHARGING SYSTEM PARTS — Cont'd

PARTS FOR GENERATORS — Cont'd

Model	Engine	Volts	For Generator Number	Voltage Regulator ²⁹	Voltage Regulator Fuse	Brush Set	Brush Spring (2 Used)	Bushing
1-40, 1400	G-149	12	1100305	R198	RF35	X270	SC202	N/A
		12	1100426	R153	RF35	X270	SC202	N/A
1-60, 1-60D, 1-600	G-160 D-175	12	All	N/A	N/A	X270	SC202	N/A
		12	1100327	R197	RF35	X270	SC202	N/A
		12	1100440	R199	RF35	X270	SC202	N/A
K		12	GFW-4810	N/A	N/A	N/A	N/A	GB200
M		6	All	R11	N/A	N/A	N/A	N/A
RC	B-125	6	All	R193 ⁶	RF35	X360	N/A	GB203
T-16 Sugar Babe	3500, 7000 Diesel	24	All	R321	N/A	X353	SC202	N/A
UC	All	6	GAR, GFA	R11	N/A	N/A	N/A	N/A
		6	GBM	R11	N/A	X324	N/A	GB200
		6	GFE	N/A	N/A	X324	N/A	GB200
UE		12	GFW-4810	N/A	N/A	N/A	N/A	GB200
UM		6	All	R11	N/A	N/A	N/A	N/A
W		6	All	R193 ⁶	RF35	X360	N/A	GB203
WC, WD	G-210 Diesel	6	For Prestolite	R12	N/A	X324	N/A	GB200
		6	For Delco	R193 ⁶	RF35	X360	N/A	GB203
		12	All	R197	RF35	X349	N/A	N/A
WD-45	W-226 Diesel	6	All	R193 ⁶	RF35	X360	N/A	GB203
		12	All	R197	RF35	X270	SC202	N/A
WF	G-201	6	For Prestolite	R12	N/A	X324	N/A	GB200
		6	For Delco	R193 ⁶	RF35	X360	N/A	GB203
WH		6	All	R11	N/A	X324	N/A	GB200
WK		12	GFW-4810	N/A	N/A	N/A	N/A	GB200
WM		6	All	R11	N/A	N/A	N/A	N/A
170, 180, 185, 190, 190XT, DXT, GXT, XGT, 918, 200, 210, 220	All	12	All Generator	R198	RF35	X270	SC202	N/A
COMPACT TRACTORS								
B-110, B-112	Briggs & Stratton 243400, 300401	12	All	R220	RF35	X354	N/A	N/A

STARTING SYSTEM PARTS

Model	Engine	Volts	For Starter Number	Brush Set	Brush Spring ⁸	D.E. Bushing	C.E. Bushing	Solenoid Switch	Repair Kit	Starter Lever
A		6	ML-4178	N/A	N/A	SB140	SB139	S5	N/R	N/R
		6	ML-4214	N/A	N/A	SB136	SB139	S5	N/R	N/R
B, C	G-116, B-125	6	For Prestolite	X328	SC208	SB136	SB136	N/A	N/R	N/R
		6	For Delco	X145	SC204	SBO	SBO	S612 ¹⁰	N/R	N/R
CA	B-125	6	All	X145	SC204	SBO	SBO	S612	N/R	N/R
D-10, D-12, D-14	G-138, G149, G-160, G-226	6	All	X145	SC204	SBO	SBO	S79	N/R	N/R
		12	All	X265	SC206	SBO	SBO	S72	N/R	N/R
D-15, D-15D	149, 160 175 Diesel	12	All	X265	SC206	SBO	SBO	S72	N/R	N/R
		6	All	X291	SC206	SB138	SB138	S62	N/R	N/R

⁶ R193K Resistor Package required.

⁸ Starters require various quantities of Brushes & Springs. Order as required.

¹⁰ 1957-58 Models only.

²⁹ Shock Mounting Package R706 available for Delco-Remy type Generators.

ALLIS-CHALMERS — Cont'd

STARTING SYSTEM PARTS — Cont'd

Model	Engine	Volts	For Starter Number	Brush Set	Brush Spring ^a	D.E. Bushing	C.E. Bushing	Solenoid Switch	Repair Kit	Starter Lever
D-17	226 262 Diesel	12	All	X265	SC206	SB0	SB0	N/A	N/R	N/R
		12	1113152	X291	N/A	N/A	SB138	N/A	N/R	N/R
		12	1113082	X291	N/A	SB137	SB138	S120	SR24	N/A
D-19	G-262 D-262 Diesel	12	All	X265	N/A	SB0	SB0	N/A	N/R	N/R
		12	All	X291	N/A	N/A	SB138	N/A	N/R	N/R
E		12	All	N/A	N/A	SB140	SB139	S5	N/R	N/R
G		6	All	X357	N/A	N/A	SB65	S612	N/R	N/R
I-40, I-400	G-149	12	All	X265	SC206	SB0	SB0	S72	N/R	N/R
I-60, D, I-600 ...	G-160 D-175	12	All	X265	SC206	SB0	SB0	S72	N/R	N/R
		6	All	X291	SC206	SB138	SB138	S62	N/R	N/R
K, KO, L, LO		12	All	N/A	N/A	SB140	SB139	S72 ¹¹	N/R	N/R
M		6	All	X327	SC208	SB136	SB59	S5	N/R	N/R
RC	B-125	6	All	X145	SC204	SB0	SB0	N/A	N/R	N/R
S, SO		12	All	X327	SC208	SB136	SB59	S72 ¹¹	N/R	N/R
T-16 Sugar Babe.	3500, 7000, 7500	24	All	X306 ^a	N/A	SB141	N/A	S726	²⁸	N/A
U, UC		6	All	X327	SC208	SB136	SB59	S5	N/R	N/R
UE		12	All	N/A	N/A	SB140	SB139	S5	N/R	N/R
UM		6	All	X327	SC208	SB136	SB59	S5	N/R	N/R
W		6	All	X145	SC204	SB0	N/A	N/A	N/R	N/R
WC		6	For Prestolite	X328	SC208	SB136	SB59	N/A	N/R	N/R
		6	For Delco	X145	SC204	SB0	N/A	N/A	N/R	N/R
WD	Gasoline Diesel	6	For Prestolite	X330	SC208	SB136	N/A	N/A	N/R	N/R
		6	For Delco	X145	SC204	SB0	SB0	N/A	N/R	N/R
		12	1108998	X346 ^a	SC202	SB138	SB138	N/A	N/R	N/R
		12	1113035	X291	N/A	SB138	SB138	N/A	N/R	N/R
WD-45	Diesel	6	All	X145	SC204	SB0	SB0	N/A	N/R	N/R
		12	All	X291	N/A	SB138	SB138	N/A	N/R	N/R
WF		6	For Prestolite	X328	SC208	SB136	SB59	N/A	N/R	N/R
		6	For Delco	X145	SC204	SB0	SB0	N/A	N/R	N/R
WH		6	All	X330	SC208	SB136	N/A	N/A	N/R	N/R
WK, WKO		12	All	N/A	N/A	SB140	SB139	S72 ¹¹	N/R	N/R
WM		6	All	X327	SC208	SB136	SB59	S5	N/R	N/R
160	AD3-152, D3-152	12	1107859	X291	SC206	N/A	N/A	●S100	SR16	SC212
170, 175	226 Gas	12	1107695	X358	SC206	SB0	N/A	N/A	N/R	N/A
170, 175	236, 248 Diesel	12	1107859	X291	SC206	N/A	N/A	●S100	SR16	SC212
170, 180	G-226, 265, 2500	12	All	X265	SC206	SB0	SB0	●S100	SR16	SC212
180, 185, 190 ...	Diesel	12	All Ex. 1107859	X291	N/A	SB148	SB138	S120	SR24	N/A
		12	1107859	X291	SC206	N/A	N/A	●S100	SR16	SC212
180	2500 Gas	12	All	X265	SC206	N/A	SB0	●S100	SR16	SC212
190, 190XT	G-265, G-2000, G-2200 G-2500, G-2800XT G-2800LPXT 236 Diesel 2200, 2800, 2900XT 3500 Diesel	12	All	X265	SC206	N/A	SB0	●S100	SR16	SC212
		12	All	X265	SC206	N/A	SB0	●S100	SR16	SC212
		12	All	X265	SC206	N/A	SB0	●S100	SR16	SC212
		12	All	X291	N/A	N/A	N/A	●S100	SR16	SC212
		12	All	X291	N/A	N/A	N/A	●S100	SR16	SC212
		12	All	X291	N/A	SB148	SB138	S120	SR24	N/A

● A Borg-Warner Brand "P" Version Also Available See Inside Back Cover.

^a Starters require various quantities of Brushes & Springs. Order as required.

¹¹ For Mechanical Switch use S5.

²⁸ SR14 for Solenoids w/Oval Face Plate; SR27 for Solenoids w/Square Face Plate.

ALLIS-CHALMERS — Cont'd

STARTING SYSTEM PARTS — Cont'd

Model	Engine	Volts	For Starter Number	Brush Set	Brush Spring ⁸	D.E. Bushing	C.E. Bushing	Solenoid Switch	Repair Kit	Starter Lever
210, 220	3400 Diesel	12	1114142	X306 ⁸	N/A	N/A	SB141	S725	²⁷	N/A
		12	1113419	X347 ⁸	N/A	SB148	N/A	N/A	N/R	N/A
615	2200 Diesel	12	All	X291	N/A	N/A	SB138	S120	SR24	N/A
7000, 7010, 7020, 8010	649 Diesel	12	1113657	X291	N/A	SB148	SB138	S120	SR24	N/A
7030, 7040, 7045, 7050, 7060, 7080, 7085, 7580, 8030, 8050, 8070	A-C 670, 3500, 3700, 3750 Diesel	12	1113419	X347 ⁸	N/A	SB148	N/A	N/A	N/R	N/A
		12	1113149	X291	N/A	SB148	SB138	S120	SR24	N/A

STARTER DRIVES

Year	Model or Engine	Part No.	Year	Model or Engine	Part No.
1973-65	All Eng. All Models w/Str. 1107356	SD221	1967-61	All Eng. All Models w/Str. 1107695	SD282
1973-65	All Eng. All Models w/Str. 1107589, 1108698 ..	SD302	1965-57	All Eng. D-10, D-12, D-14, D-15 w/Str.	
1973-62	All Eng. D-21 w/Str. 1114117, 1114142	SD489		1107474	SD121
1970-65	All Eng. All Models w/Str. 1109986, 1112855, 1112895, 1112898, 1112900	SD486	1965-40	All Eng. A, B, C, CA w/Str. 1107466, 1107951.	SD121
			1958-43	All Eng. G, WC, WD, WD45, WF, WH w/Str. 1107017, 1107951, 1109605, 1109614, MAW-4030	SD121
1968-57	All Eng. D-17, D-19 w/Str. 1107235, 1107695..	SD565			
1968-57	All Eng. D-17, D-19 w/Str. 1113082, 1113657..	SD279			

AMERICAN FARM GARDEN TRACTORS

PARTS FOR MAGNETOS

Tractor Model	For Magneto Model	Contact Assembly	Con-denser
Garden Tractor, Standard Twin, Viking Twin	XH-10, 11, 32, 1141, 1142	WS13	WG1
Garden Tractor, Standard Twin, Viking Twin	XH-10B, 1141B	WS13	N/A

**See Magneto
Guides For Additional
Information**

AVERY

(See Minneapolis-Moline)

BOLENS GARDEN TRACTORS

CHARGING SYSTEM PARTS

Model	Engine	Volts	Voltage Regulator	Voltage Regulator Fuse	Brush Set	Brush Spring (2 Used)	Starter Switch
188, 189 Husky	Wisconsin S-8	12	R220	RF35	X354	SC202	N/A

⁸ Starters require various quantities of Brushes & Springs. Order as required.

²⁷ SR13 for Solenoids w/Oval Face Plate; SR26 for Solenoids w/Square Face Plate.

BOLENS — Cont'd

CHARGING SYSTEM PARTS — Cont'd								
Model	Engine	Volts	Voltage Regulator	Voltage Regulator Fuse	Brush Set	Brush Spring (2 Used)	Starter Switch	
Ride-A-Matic 236	Kohler K-160, K-161	12	R220	RF35	X354	SC202	S5	
600 Husky	Briggs & Stratton 143	12	R220	RF35	X354	SC202	N/A	
750, 770, 775 Husky	Briggs & Stratton 7 H.P.	12	R220	RF35	X354	SC202	N/A	
800, 850, 900 Husky	Wisconsin S-8, S-8D	12	R220	RF35	X354	SC202	N/A	
930 Estate Keeper	Wisconsin S-7	12	R220	RF35	X354	SC202	N/A	
931 Estate Keeper	Wisconsin TRA-10D	12	R220	RF35	X354	SC202	●S58	
1000 Garden	Wisconsin TRA-10D	12	R220	RF35	X354	SC202	N/A	
1050, 1054, Husky	Wisconsin TRA-10D	12	R220	RF35	X354	SC202	●S58	
1225, 1254, Husky	Wisconsin TRA-12D	12	R220	RF35	X354	SC202	●S58	
1250, 1256, Husky	Wisconsin S-12D	12	R317	RF35	X354	SC202	●S58	
1455, 1476, 1477, Husky	Wisconsin S-14D	12	R317	RF35	X354	SC202	●S58	
14D	Mtr. Gen.	12	R317	RF35	X354	SC202	●S58	

DAVID BRADLEY MFG. RIDING TRACTORS

CHARGING SYSTEM PARTS							
Model	Engine	Volts	Voltage Regulator	Voltage Regulator Fuse	Brush Set	Brush Spring (2 Used)	
Suburban 8, 10, 12, 725 Custom 600	Briggs & Stratton	12	R220	RF35	X354	SC202	

DAVID BROWN TRACTORS

PARTS FOR DISTRIBUTORS & COILS, CHARGING & STARTING SYSTEMS						
For Engine or Distributor	Contact Assembly	Con-denser	Ignition Coil ^{1,5}	Generator Brush Set	Starter Brush Set	
25	N/A	N/A	N/A	X500	N/A	
850 1962-63	N/A	N/A	N/A	X500	X501	
1963	N/A	N/A	N/A	X514	X501	
900	N/A	N/A	N/A	X500	N/A	
880, 990 1962-63	N/A	N/A	N/A	X500	X501	
1963	N/A	N/A	N/A	X514	X501	
VAD	N/A	N/A	N/A	X500	N/A	
VAK	A556	G649	E40	X500	X563	

● A Borg-Warner Brand "P" Version Also Available See Inside Back Cover.

⁵ For Epoxy Coils see Conversion Table.

¹ When Coil Bracket is required, refer to Illustrated Bracket Guide.

J.I. CASE TRACTORS

PARTS FOR DISTRIBUTORS & COILS									
Model	Engine or Distributor No.	Contact Assembly*							
		Heavy Duty	Heavy Duty Pierced	Con-denser	Cap	Dust Cap	Rotor	6 Volt Coil ^{1,5}	12 Volt Coil ^{1,5}
S	S	A81	N/A	G124	C110	N/A	D121	E5	N/R
V	Continental F-124	A70	N/A	G127	C131	N/A	D91B	E5	N/R
VA	VA, VAE	A81	N/A	G124	C110	N/A	D121	E5	N/R
VC, VI, VO	Continental F-124	A70	N/A	G127	C131	N/A	D91B	E5	N/R
200, B, 210, B, 211B	G-126, G-148, B, G-188 For Prestolite Dist. For Delco Dist.	A81 A40H	N/A A40V	G124 G102A	C110 C150	N/A C80	D121 D10	E5 E1	E502 E40
300, B, 310, 320, 350, 351	F-162, G-126, G-148, B, G-164, G-188 For Prestolite Dist. For Delco Dist.	A81 A40H	N/A A40V	G124 G102A	C110 C150	N/A C80	D121 D10	E5 E1	E502 E40
400	400, F-162 For Prestolite Dist. For Wico Dist.	A81 WS52	N/A N/A	G124 N/A	C110 N/A	N/A N/A	D121 N/A	N/R N/A	E502 N/A
400B, 420, 430, 435LCK, 440, 441, 450	G-148, B For Prestolite Dist. For Delco Dist.	A81 A40H	N/A A40V	G124 G102A	C110 C150	N/A C80	D121 D10	E5 N/R	E502 E40
470	G-148, B, G-159 IAD-6003-2J, 2K Dist. All Others	A81 A102V	N/A N/A	G124 G136	C110 C202	N/A N/A	D121 D179	E5 N/A	E502 N/A
480, CK, CK-B	G-148B, G-188, D	A81	N/A	G124	C110	N/A	D121	E5	E502
500, B	G-164 For Prestolite Dist. For Delco Dist.	A81 A40H	N/A A40V	G124 G102A	C110 C150	N/A C80	D121 D10	E5 N/R	E502 E40
530, 535LCK, 540, C, 541, C, 570, 580, CK, CK-B	G-148, B G-159, G-188, B, OWN G-188, All Exc. IAD-6003-2F, 2K Dist. IAD-6003-2F, 2K Dist.	A81 A102V A81	N/A N/A N/A	G124 G136 G124	C110 C202 C110	N/A N/A N/A	D121 D179 D121	E5 N/A E5	E502 N/A E502
600B	F-209, G-164 For Prestolite Dist. For Delco Dist.	A81 A40H	N/A A40V	G124 G102A	C110 C150	N/A C80	D121 D10	E5 E1	E502 E40
630, 640, C, 641, C	G-188, B	A81	N/A	G124	C110	N/A	D121	E5	E502
660	OWN A-201 IAD-6003-2F Dist.	A81	N/A	G124	C110	N/A	D121	E5	E502
680CK	A 267	A102V	N/A	G136	C202	N/A	D179	E5	E502
700B	251S, LPG For Prestolite Dist. For Wico Dist.	A81 WS52	N/A N/A	G124 N/A	C110 N/A	N/A N/A	D121 N/A	N/R N/A	E502 N/A
730, 734, 740	A 251, A 267, A 301, OWN For Prestolite Dist. For Wico Dist.	A102V WS52	N/A N/A	G136 N/A	C202 N/A	N/A N/A	D179 N/A	E1 N/A	E40 N/A
770	A 251BG, GAS-251, A 301BG For Prestolite Dist. For Wico Dist.	A102V WS52	N/A N/A	G136 N/A	C202 N/A	N/A N/A	D179 N/A	E5 N/A	E502 N/A

* For Standard Contact Assembly see Conversion Table.

⁵ For Epoxy Coils see Conversion Table.

¹ When Coil Bracket is required, refer to Illustrated Bracket Guide.

J.I. CASE — Cont'd

PARTS FOR DISTRIBUTORS & COILS — Cont'd

Model	Engine or Distributor No.	Contact Assembly*							
		Heavy Duty	Heavy Duty Pierced	Con-denser	Cap	Dust Cap	Rotor	6 Volt Coil ^{1,5}	12 Volt Coil ^{1,5}
800, B	251S, LPG For Prestolite Dist. For Wico Dist.	A81 WS52	N/A N/A	G124 N/A	C110 N/A	N/A N/A	D121 N/A	N/R N/A	E502 N/A
830, 840, 870	A 251BG, A 267, BD, A 284, A 301, BG For Prestolite Dist. For Wico Dist.	A102V WS52	N/A N/A	G136 N/A	C202 N/A	N/A N/A	D179 N/A	E5 N/A	E502 N/A
900B	377 For Prestolite Dist. For Wico Dist.	A81 WS52	N/A N/A	G124 N/A	C110 N/A	N/A N/A	D121 N/A	N/R N/A	E502 N/A
930	A 267, A 301, A 377 For Prestolite Dist. For Wico Dist.	A102V WS52	N/A N/A	G136 N/A	C19 N/A	N/A N/A	D179 N/A	E5 N/A	E502 N/A
930, 940, 970	A 377BG, A 401 For Prestolite Dist. For Wico Dist.	A102V WS52	N/A N/A	G136 N/A	C19 N/A	N/A N/A	D179 N/A	E5 N/A	E502 N/A

PARTS FOR MAGNETOS

Tractor Model	For Magneto Model	Contact Assembly	Con-denser	Coil
For Fairbanks Morse	FMX 4	FS11	WG30	E125

See Magneto Guides For Additional Information

CHARGING SYSTEM PARTS

PARTS FOR ALTERNATORS

Model	Engine or Alternator No.	Volts	Voltage Regulator	Brush Holder Assembly	Brush Set	Positive Diode (3 Used)	Negative Diode (3 Used)	Hardware Kit	Diode Trio
W 26	Del. Diesel 6V-53 1117771	12	R294	N/A	X355	N/A	N/A	N/R	N/R
400B, 420	G-148 Gas Prestolite	12	R632	N/A	N/A	N/A	N/A	N/R	N/R
480B, 580B	G-188 1102866	12	●R291	X303	X301	N/A	N/A	SC124	SC113
530, 570	G-159, G-188 Diesel Prestolite	12	R632	N/A	N/A	N/A	N/A	N/R	N/R
700	Gas 251, 267BD Diesel	12	R632	N/A	N/A	N/A	N/A	N/R	N/R
870, 970	Gas 301, Diesel 336BD, 377, 401BD Gas, Diesel, LPG	12	R632	N/A	N/A	N/A	N/A	N/R	N/R
470, 770, 1070, 1090, 1170, 1175, 1270, 1370, 2470, 2670	ALH-7306, 7, 7A, ALH-7321, A, 22, ALK-7314	12	R632	N/A	N/A	N/A	N/A	N/R	N/R
970, 1070, 1175, 1270, 1370	401, 451, 504 Diesel Eng. 1102867	12	●R291	X303	X301	N/A	N/A	SC124	SC113

● A Borg-Warner Brand "P" Version Also Available See Inside Back Cover.

* For Standard Contact Assembly see Conversion Table.

¹ When Coil Bracket is required, refer to Illustrated Bracket Guide.

⁵ For Epoxy Coils see Conversion Table.

J.I. CASE — Cont'd

CHARGING SYSTEM PARTS — Cont'd

PARTS FOR ALTERNATORS — Cont'd

Model	Engine or Alternator No.	Volts	Voltage Regulator	Brush Holder Assembly	Brush Set	Positive Diode (3 Used)	Negative Diode (3 Used)	Hardware Kit	Diode Trio
2090, 2190, 2290, 2390, 2590, 4490, 4690, 4890	504, 674 Diesel Engs. 1102928, 30, 35, 1103126, 7, 9	12	●R291	X359	N/A	SC5 Assembly ⁷		SC124	SC113
2090, 2094, 2290, 2294, 2390, 2394, 2590, 2594, 4490, 4690, 4890	504, 674 Diesel Engs. 1105100, 166, 173	12	●R291	X359	N/A	SC111 Assembly ⁷		N/A	SC113
1896, 2094, 2096, 2294, 2394, 2594, 3294, 4494, 4694, 4894, 4994	504, 590, 674, 864 Diesel Eng. 1101194, 1105536, 540, 560, 579	12	●R291	N/A	N/A	N/A	N/A	N/A	SC113
All	R30818, R42414, R-45238, AR2053F, 8AR-2026F, 8AR2065F, A47263, R36588, 8TA3052C, A44798, L74747, RA12N451D, S512737, 8HC2009P	12	R332	N/A	N/A	N/A	N/A	N/A	N/A
		12	R337	N/A	N/A	N/A	N/A	N/A	N/A
		12	R339	N/A	N/A	N/A	N/A	N/A	N/A
		12	R326	N/A	N/A	N/A	N/A	N/A	N/A
		12	R2000	N/A	N/A	N/A	N/A	N/A	N/A

PARTS FOR GENERATORS

Model	Engine	Volts	For Generator Number	Voltage Regulator ²⁹	Voltage Regulator Fuse	Brush Set	Brush Spring (2 Used)	Bushing
D, LA, S, VA	D, LA, S, VA	6	GBM-4823 A-5	R12	N/A	X324	N/A	GB200
		6	GHD-6001C	N/A	N/A	X324	N/A	GB202
VC, VI, VO	Continental F-124	6	GBM-4823 A-5	R12	N/A	X324	N/A	GB200
		6	GAS-4169A	R11	N/A	X323	N/A	N/A
200B	F-124, F-132, G-126, G-148, G-188	6	For Prestolite	N/A	N/A	X324	N/A	GB202
		6	For Delco	R195	RF35	X349	N/A	GB203
210, B, 211B	G-148, B, G-188	6	For Prestolite	N/A	RF35	X324	N/A	GB202
		6	GHD-6001, C, SS	N/A	RF35	X349	N/A	GB203
		12	For Delco	R195	RF35	X260	N/A	GB204
		12	For Prestolite	N/A	RF35	X270	SC202	N/A
220, 222	Kohler K-241, K-301, K-321	12	For Delco 1101875	R220	RF35	X354	SC202	N/A
300, 310, 320	A-125, G-148 Gasoline	6	All	N/A	N/A	X324	N/A	GB202
	GD-157 Diesel	12	All Except GJL-7002A	N/A	N/A	X324	N/A	GB202
		12	GJL-7002A	N/A	N/A	X260	N/A	N/A
300B	G-148 Gasoline	12	For Prestolite	N/A	N/A	X324	N/A	GB202
		12	For Delco	N/A	N/A	X349	N/A	GB203
	GD-157 Diesel	12	All	N/A	N/A	X324	N/A	GB202
301	451 Diesel	12	1100407, 44	R199	N/A	X270	SC202	N/A

● A Borg-Warner Brand "P" Version Also Available See Inside Back Cover.

²⁹ Shock Mounting Package R706 available for Delco-Remy type Generators.

⁷ Diode Bridge contains 3 Negative and 3 Positive Diodes.

J.I. CASE — Cont'd

CHARGING SYSTEM PARTS — Cont'd

PARTS FOR GENERATORS — Cont'd

Model	Engine	Volts	For Generator Number	Voltage Regulator ²⁹	Voltage Regulator Fuse	Brush Set	Brush Spring (2 Used)	Bushing
310, 350	188 Diesel	12	For Delco 1100404	R319	N/A	X270	SC202	N/A
		12	For Delco 1102339	R317	N/A	X270	SC202	N/A
350, 351	G-164 Gasoline	12	All	N/A	N/A	X324	N/A	GB202
400	400 Gasoline, F-140, F-162	6	All	N/A	N/A	X324	N/A	GB202
		12	All	N/A	N/A	X324	N/A	GB202
	12	GEF-4813A	N/A	N/A	N/A	N/A	GB200	
	12	All Except GEF-4813A	N/A	N/A	X324	N/A	GB202	
	12	For Delco	R199	N/A	X270	SC202	N/A	
400B, 420	G-148 Gasoline	12	For Prestolite	N/A	N/A	X324	N/A	GB202
		12	For Delco	N/A	N/A	X349	N/A	GB203
430, 435LCK, 440, 450, 470	G-148 Gasoline	12	For Prestolite GJT-7104A	R230	N/A	X260	N/A	GB204
	G-188, D Diesel	12	For Delco 1100385	R308	RF35	X270	SC202	N/A
441, 461	G-148, G-188 Gasoline	12	GJT-7403A	N/A	N/A	X275	N/A	GB204
442, 444	Kohler K-241, K-301, K-321	12	For Delco 1101875	R220	RF35	X354	SC202	N/A
450, 470, 480, CK, CK-B.	G-148B Gasoline, G-188 Diesel	12	For Delco 1100404	R319	N/A	X270	SC202	N/A
		12	For Delco 1100443	R153	RF35	X270	SC202	N/A
		12	For Delco 1102339	R317	N/A	X270	SC202	N/A
500	GD 157 500 Diesel	12	All	N/A	N/A	N/A	N/A	GB200
		12	All	N/A	N/A	X324	N/A	GB202
500B	G-164 Gasoline	12	For Prestolite	N/A	N/A	X324	N/A	GB202
		12	For Delco	N/A	N/A	X349	N/A	GB203
500G	F-162, F-209	6	All	N/A	N/A	X260	N/A	GB204
530, 535LCK, 540, C, 541, C, 570	G-159, G-188, D	12	For Prestolite GJT-7104A Gen.	R230	N/A	X260	N/A	GB204
		12	All Delco	R153	RF35	X270	SC202	N/A
580, 580CK, CK-B	G-188B, D Diesel	12	For Delco 1100404	R319	N/A	X270	SC202	N/A
		12	For Delco 1102339	R317	N/A	X270	SC202	N/A
600	600 Gasoline & Diesel	12	All	N/A	N/A	X324	N/A	GB202
600B	G-164 Gasoline	12	For Prestolite	N/A	N/A	X324	N/A	GB202
		12	For Delco	N/A	N/A	X349	N/A	GB203
600D	ED-208, HD-277 Diesel	12	GJL-7002A	N/A	N/A	X260	N/A	N/A
600G	F 209, FA 162	6	GJK-7001S	N/A	N/A	X260	N/A	GB204
630	159, G-188, D G-188 Gasoline G-188D Diesel	12	GJT-7104A	R230	N/A	X260	N/A	GB204
		12	For Delco	R153	RF35	X260	N/A	GB204
		12	For Delco	R153	RF35	X270	SC202	N/A
640, C, 641, C	G-188 B Gasoline	12	All	N/A	N/A	X260	N/A	GB204
680CK	A 267, A 301	12	All	R199	N/A	X270	SC202	N/A
700B	251S, 267D Gas & Diesel	12	For Prestolite	N/A	N/A	X324	N/A	GB202
		12	For Delco	R199	N/A	X270	SC202	N/A
730, 734, 740	A 251, A 267, A 301 Gas, LPG, Diesel	12	All	R199	N/A	X270	SC202	N/A
770	Gas 251, 267BD Diesel	12	For Prestolite	N/A	N/A	X324	N/A	GB202
		12	For Delco	R199	N/A	X270	SC202	N/A

²⁹ Shock Mounting Package R706 available for Delco-Remy type Generators.

J.I. CASE — Cont'd

CHARGING SYSTEM PARTS — Cont'd

PARTS FOR GENERATORS — Cont'd

Model	Engine	Volts	For Generator Number	Voltage Regulator ²⁹	Voltage Regulator Fuse	Brush Set	Brush Spring (2 Used)	Bushing
800B	251S, 267D Gas & Diesel	12	For Prestolite For Delco	N/A R199	N/A N/A	X324 X270	N/A SC202	GB202 N/A
800D	ED-208, HD-277 Diesel	12	GJL-7002A	N/A	N/A	X260	N/A	N/A
830, 840	251, 267, A 284, A 301 Gas, LPG, Diesel	12	All	R199	N/A	X270	SC202	N/A
870	366BD, 377, 401BD Gas, LPG & Diesel	12	For Prestolite For Delco	N/A R199	N/A N/A	X324 X270	N/A SC202	GB202 N/A
900B	377 Gasoline, LPG, Diesel	12	For Prestolite For Delco	N/A R199	N/A N/A	X324 X270	N/A SC202	GB202 N/A
930, 940	A 267, A 301, A 377, A 401 Gas, LPG, Diesel	12	All	R199	N/A	X270	SC202	N/A
970	366BD, 377, 401BD Gas, LPG, Diesel	12	For Prestolite For Delco	N/A R199	N/A N/A	X324 X270	N/A SC202	GB202 N/A
1030, 1070, 1090, 1170	A 451D, 451BD Diesel	12	All	R199	N/A	X270	N/A	N/A

STARTING SYSTEM PARTS

Model	Engine	Volts	For Starter Number	Brush Set	Brush Spring ⁸	D.E. Bushing	C.E. Bushing	Solenoid Switch	Repair Kit	Starter Lever
D, LA, S, VA	D, LA, S, VA	6	MAB-4105	X327	SC208	SB136	SB59	S5	N/R	N/R
		6	ML-4216	N/A	N/A	SB136	SB139	S5	N/R	N/R
		6	MZ-4095	X326	SC208	SB136	SB59	S5	N/R	N/R
		6	MZ-4114	X326	SC208	N/A	SB59	N/A	N/R	N/R
VC, VI, VO	Continental F-124	6	All	X326	N/A	N/A	SB59	S5	N/R	N/R
200B	G-126, F-124, F-132	6	All	X326	SC208	SB136	N/A	N/A	N/R	N/R
210B, 211B	G-148, B, G-188	12	For Prestolite	X332	SC208	SB136	N/A	S72	N/R	N/R
		12	For Delco Except 1107583, 84	X291	N/A	N/A	SB138	●S100	SR16	SC212
210B, 211B	G-148, B, G-188	12	For 1107583, 84	X291	SC206	SB65	SB138	●S100	SR16	SC212
300	G-148, F-140, F-162 GD-157 Diesel	6	All	X326	SC208	SB136	N/A	N/A	N/R	N/R
		12	All	X329	SC208	SB140	SB139	S72	N/R	N/R
300B, 310, 320	G-148 Gasoline	12	For Prestolite	X326	SC208	SB136	N/A	N/A	N/R	N/R
		12	For Delco	X265	N/A	S80	N/A	N/A	N/R	N/R
300B, 310, 320	GD-157 Diesel	12	All	X329	SC208	SB140	SB139	S72	N/R	N/R
310	188 Diesel	12	For Delco 1107516, 98	X291	N/A	N/A	SB138	●S100	SR16	SC212
350, 351	G-164 Gasoline	12	All	X331	SC206	SB136	N/A	N/A	N/R	N/R
400	400 Gasoline F-140, F-162, GD-157	6	MAX-4095	X328	SC208	SB136	N/A	S79	N/R	N/R
		12	MDL-6015	X331	SC206	SB136	N/A	S62	N/R	N/R
		12	ML-4316	X329	SC208	SB140	N/A	N/A	N/R	N/R

● A Borg-Warner Brand "P" Version Also Available See Inside Back Cover.

⁸ Starters require various quantities of Brushes & Springs. Order as required.

²⁹ Shock Mounting Package R706 available for Delco-Remy type Generators.

J.I. CASE — Cont'd

STARTING SYSTEM PARTS — Cont'd										
Model	Engine	Volts	For Starter Number	Brush Set	Brush Spring ^g	D.E. Bushing	C.E. Bushing	Solenoid Switch	Repair Kit	Starter Lever
400B	G-148	12	For Prestolite	X331	SC206	SB136	N/A	N/A	N/R	N/R
		12	For Delco	X265	N/A	SB0	N/A	N/A	N/R	N/R
430, 435, LCK ...	G-148, B G-188D	12	All	X332	SC208	SB136	N/A	S72	N/R	N/R
		12	All Except 1107583	X291	N/A	N/A	SB138	●S100	SR16	SC212
		12	For 1107583	X291	SC206	SB65	SB138	●S100	SR16	SC212
430, 435, 440, 470, 480, 500, 530, 535LCK, 540, 580, 640, 641	G-148B, G-159, G-188, B	12	MDU-7102A, 4A	X332	SC208	SB136	N/A	N/A	N/R	N/R
440, 441, 450, 470, 480, B, CK, CK-B	G-148, B, G-159, G-188, B, D	12	All Prestolite	X332	SC208	SB136	N/A	S72	N/R	N/R
		12	All Delco	X291	N/A	N/A	SB138	●S100	SR16	SC212
470	180 Diesel	12	1108688	X291	N/A	N/A	N/A	●S100	SR16	SC212
500	FA-162, G-157, G-159, G-188, B, D, 500	12	MZ-4127	X326	SC208	SB64	N/A	N/A	N/R	N/R
		12	All Except MZ-4127	X332	SC208	SB136	N/A	S72	N/R	N/R
		12	For Delco	X291	N/A	N/A	SB138	N/A	N/R	N/R
500B	G-164	12	For Prestolite	X331	SC206	SB136	N/A	N/A	N/R	N/R
		12	For Delco	X265	N/A	SB0	N/A	N/A	N/R	N/R
500D	GD-157	12	ML-4316	X329	SC208	SB140	N/A	N/A	N/R	N/R
500G	FA-162	12	MZ-4127	X326	SC208	SB64	N/A	N/A	N/R	N/R
530, 535CK	G-148B, G-159 G-188D	12	All	X332	SC208	SB136	N/A	S72	N/R	N/R
		12	All Except 1107583, 4	X291	N/A	N/A	SB138	●S100	SR16	SC212
		12	For 1107583, 4	X291	SC206	SB65	SB138	●S100	SR16	SC212
540, C, 541, C, 570, 580CK, CKB	G-159, G-188, B, D	12	For Prestolite	X332	SC208	SB136	N/A	S72	N/R	N/R
		12	All Except 1107584	X291	N/A	N/A	SB138	●S100	SR16	SC212
		12	For 1107584	X291	SC206	SB65	SB138	●S100	SR16	SC212
580-B	188 Diesel	12	1109143 Sealed Ctr. Brg.	X291	SC206	SB65	N/A	●S100	SR16	SC212
		12	1109190 Non Sealed Ctr. Brg.	X291	SC206	N/A	N/A	●S100	SR16	SC212
600	F-209	6	MAW-4039	X328	SC208	SB64	N/A	S79	N/R	N/R
	600 Gasoline	12	All	X291	N/A	N/A	SB138	N/A	N/R	N/R
	600 Diesel	12	All	X265	N/A	SB0	SB0	S72	N/R	N/R
600B	G-164	12	For Prestolite	X331	SC206	SB136	N/A	N/A	N/R	N/R
		12	For Delco	X265	N/A	SB0	N/A	N/A	N/R	N/R
600G	F-209	6	MAW-4039	X328	SC208	SB64	N/A	S79	N/R	N/R
630	G-188 Gasoline	12	All	X332	SC208	SB136	N/A	S72	N/R	N/R
	G-188 Diesel	12	All	X145	N/A	N/A	SB138	●S100	SR16	SC212
630CK	A267, A301	12	All	X291	N/A	SB148	SB138	S120	SR24	N/R
640, C, 641, C...	G-159, G-188, B	12	All	X332	SC208	SB136	N/A	S72	N/R	N/R

● A Borg-Warner Brand "P" Version Also Available See Inside Back Cover.

^g Starters require various quantities of Brushes & Springs. Order as required.

J.I. CASE — Cont'd

STARTING SYSTEM PARTS — Cont'd										
Model	Engine	Volts	For Starter Number	Brush Set	Brush Spring ⁸	D.E. Bushing	C.E. Bushing	Solenoid Switch	Repair Kit	Starter Lever
700B	251S	6	For Prestolite	X331	SC206	SB136	N/A	S62	N/R	N/R
		12	For Delco	X265	N/A	S80	S80	S72	N/R	N/R
	267D	12	All	X291	N/A	SB148	SB138	S120	SR24	N/R
730, 734, 740 ...	A251, A267, A284, A301	12	All Except 1108340	X291	N/A	SB148	SB138	S120	SR24	N/A
		12	For 1108340	X358	SC206	N/A	S80	●S100	SR10	SC212
		24	All	X306 ⁸	SC902	N/A	SB141	S726	28	N/A
770	Gas 251, 267, B, D, 870, 301 Diesel	12	All Except 1108426	X291	N/A	SB148	N/A	S120	SR24	N/A
		12	For 1108426	X358	SC206	N/A	S80	●S100	SR16	SC212
800B	251S	6	For Prestolite	X331	SC206	SB136	N/A	S62	N/R	N/R
		12	For Delco	X265	N/A	S80	S80	S72	N/R	N/R
		267D	12	All	X291	N/A	SB148	SB138	S120	SR24
830, 840, 850 ...	A267, A284, A301 Gas and Diesel	12	All	X291	N/A	SB148	SB138	S120	SR24	N/A
		24	All	X306 ⁸	SC902	N/A	SB141	S726	28	N/A
870	301, BG, 336, D	12	1108426	X358	SC206	N/A	S80	●S100	SR16	N/A
		12	1113688	X291	N/A	SB148	N/A	S120	SR24	N/A
		12	1113689	X306 ⁸	N/A	SB148	N/A	N/A	N/R	N/R
		12	1113399	X347 ⁸	N/A	SB148	N/A	N/A	N/R	N/A
900B	377	12	For Prestolite	X329	SC208	N/A	SB139	S72	N/R	N/R
		12	For Delco	X291	N/A	N/A	SB138	N/A	N/R	N/R
930	A267, A301, A377, A401	12	All	X291	N/A	SB148	SB138	S120	SR24	N/A
940	401 Diesel	12	All	X265	N/A	N/A	S80	●S100	SR16	SC212
970	377 Gas and 401 Diesel	12	For Prestolite	X329	SC208	N/A	SB139	S72	N/R	N/R
		12	1108426	X358	SC206	N/A	S80	●S100	SR16	SC212
		12	1113689	X306 ⁸	N/A	SB148	N/A	N/A	N/R	N/R
		12	1113399	X347 ⁸	N/A	SB148	N/A	N/A	N/R	N/R
		12	For All Other Delco	X291	N/A	N/A	SB138	N/A	N/R	N/R
1030, 1150, 1155, 1255	G-159, G-188 Gas, 451 Diesel	12	MDU-7102A, 4A	X332	SC208	SB136	N/A	N/A	N/R	N/R
1070, 1175, 1270, 1370, 1570	451, 504 Diesel	12	1113399	X347 ⁸	N/A	SB148	N/A	N/A	N/R	N/A

● A Borg-Warner Brand "P" Version Also Available See Inside Back Cover.

⁸ Starters require various quantities of Brushes & Springs. Order as required.

²⁸ SR14 for Solenoids w/Oval Face Plate; SR27 for Solenoids w/Square Face Plate.

J.I. CASE — Cont'd

STARTING SYSTEM PARTS — Cont'd										
Model	Engine	Volts	For Starter Number	Brush Set	Brush Spring ⁸	D.E. Bushing	C.E. Bushing	Solenoid Switch	Repair Kit	Starter Lever
1030, 1070, 1090, 1150, 1170, 1175, 1200, 1270, 1370, 1470, 2470	301, 401 Diesel A451, D, BD, BDT, 504, BDT	24	All	X306 ⁸	SC902	N/A	SB141	S726	²⁸	N/A
		12	For Delco 1107877	X265	N/A	N/A	SB0	●S100	SR16	SC212
		12	For Delco 1108340	X358	SC206	N/A	SB0	●S100	SR10	SC212
		12	For Delco 1113688	X291	N/A	SB148	SB138	S120	SR24	N/A
		12	For Delco 1113689	X306 ⁸	N/A	SB148	N/A	N/A	N/R	N/R
		12	For All Other Delco	X291	N/A	SB148	SB138	S120	SR24	N/A
		24	For Delco 1113353 or 370	N/A	N/A	N/A	SB138	S726	²⁸	N/A
		24	For Delco 1113949	X306 ⁸	SC902	N/A	SB141	S726	²⁸	N/A
1200	All	12	25604, 25615, 25616, 25626, 25633, 26233, 26238, 26264, 26271, 26302, 26306, 26310, 26320, 26321, 26327, 26348, 26370, 26371, 26375	N/A	N/A	N/A	N/A	S5004	N/R	N/A
1410, 1412, 1490, 1690	4-125	12	26211, 26291, 26338, 26339, 26395, 27500, 27569, K919752	X378	N/A	N/A	N/A	S677	N/R	N/A
2470, 2670, 2870, 2090, 2190, 2290, 2390, 2590, 4490, 4494, 4690, 4694, 4890, 4894, 4994	504, 674 Diesel	12	1114704	X347 ⁸	SC902	N/A	N/A	S725	²⁷	N/A
		12	1114765	X347 ⁸	SC902	N/A	N/A	S725	²⁷	N/A
		12	1114802	X377	N/A	N/A	N/A	S725	²⁷	N/A
3088, 3288, 3688	All	12	1998375	X322	N/A	SB201	N/A	S941	N/R	SC212
4894, 4994	674, 864 Diesel	12	1990467	X395	N/A	SB165	SB148	S5019	SR29	N/A
5088, 5288, 5488, 7088, 7288, 7488	All	12	1993793	X397	N/A	SB148	SB148	N/A	N/R	N/A
COMPACT TRACTORS										
220, 230	Wisconsin THD	12	MZ-4194	X326	SC208	N/A	N/A	S5	N/R	N/R

● A Borg-Warner Brand "P" Version Also Available See Inside Back Cover.

⁸ Starters require various quantities of Brushes & Springs. Order as required.

²⁷ SR13 for Solenoids w/Oval Face Plate; SR26 for Solenoids w/Square Face Plate.

²⁸ SR14 for Solenoids w/Oval Face Plate; SR27 for Solenoids w/Square Face Plate.

J.I. CASE — Cont'd

STARTING SYSTEM PARTS — Cont'd

STARTER DRIVES

Year	Model or Engine	Part No.	Year	Model or Engine	Part No.
1973-61	All Eng. 440, 441, 540, 541, 541C, 640, 641C w/Str. MDU-7102, MDU-7104	SD565	1960-58	All Eng. 267, 600, 700, 800, 900 w/Str. ML-4356.....	SD568
1969	All Eng. 310, 450 w/Str. 1108688.....	SD221	1960-58	All Eng. 267, 600, 700, 800, 900 w/Str. 1113111, 1113634, 1113635.....	SD282
1969-62	All Eng. 750 w/Str. 1101336, 1113371, 1113949.....	SD489	1960-58	All Eng. 267, 600, 700, 800, 900 w/Str. 1113628.....	SD489
1964-61	All Eng. 730, 830, 930, A401, W9AD w/Str. 1113634, 1113646.....	SD282	1960-58	All Eng. 267, 600, 700, 800, 900 w/Str. 1107163.....	SD570
1964-61	All Eng. 740, 840, 940 w/Str. 1107877.....	SD221	1960-55	All Eng. All Models w/Str. MAW-4039, MZ-4127	SD107
1964-60	All Eng. 430, 431, 500, 530C, 531, 531C, 630, 630C, 631, 631C w/Str. 1107516, 1108666, 1108670.....	SD221	1960-53	All Eng. All Models w/Str. 1107750, MDL-6015, MZ-4176.....	SD568
1960-58	All Eng. 200B, 300B, 310, 400B, 420, 500B, 600B w/Str. MZ-4176	SD568	1960-53	All Eng. All Models w/Str. 1107771.....	SD221
1960-58	All Eng. 200B, 300B, 310, 400B, 420, 500B, 600B w/Str. 1107745, 1107755, MDL-6006, MDL-6019.....	SD565	1960-53	All Eng. All Models w/Str. MAX-4095.....	SD135
1960-58	All Eng. 200B, 300B, 310, 400B, 420, 500B, 600B w/Str. MBG-4105.....	SD135	1955-42	All Eng. VA Series w/Str. MZ-4114.....	SD121
			1955-41	All Eng. D, LA, S Series w/Str. MAB-4105, ML-4126, ML-4170, ML-4329, MZ-4095.....	SD135

CATERPILLAR TRACTORS

CHARGING SYSTEM PARTS

PARTS FOR ALTERNATORS

Model	Engine or Alternator No.	Volts	Voltage Regulator	Brush Holder Assembly	Brush Set	Positive Diode (3 Used)	Negative Diode (3 Used)	Hardware Kit	Diode Trio
65.....	3306 Diesel, 1105472, 473	12	R716	X303	X301	SC117 Assembly ⁷		N/A	SC116

STARTING SYSTEM PARTS

Model	Engine	Volts	For Starter Number	Brush Set	Brush Spring ⁸	D.E. Bushing	C.E. Bushing	Solenoid Switch	Repair Kit	Starter Lever
65.....	3306 Diesel	12	1990379, 1993820	X395	N/A	SB165	SB148	S5019	SR29	N/A

STARTER DRIVES

Year	Model or Engine	Part No.
All	All Eng. All Models w/Str. 1990379, 1993820	SD489

⁷ Diode Bridge contains 3 Negative and 3 Positive Diodes.

⁸ Starters require various quantities of Brushes & Springs. Order as required.

CLEVELAND TRACTORS

PARTS FOR DISTRIBUTORS & COILS

Model	Engine or Distributor No.	Contact Assembly*							
		Heavy Duty	Heavy Duty Pierced	Con-denser	Cap	Dust Cap	Rotor	6 Volt Coil ^{1,5}	12 Volt Coil ^{1,5}
AG, EG, "Cletrac".....	Hercules OOC Eng. 625H	N/A	N/A	G102A	N/A	N/A	N/A	E1	N/R
AG, BG, CG.....	WXC, JXC, F-226, 642W, 645H, 1110179, 187, 198, 1111766	A40H	A40V	G102A	C16A	N/A	D10	E1	N/R
DG, FG.....	Hercules HXE, RXC, 642W, 649H, 1110188, 1111783	A40H	A40V	G102A	C16A	N/A	D10	N/R	E40
See Magneto Guides for Additional Information									

CHARGING SYSTEM PARTS

PARTS FOR GENERATORS

Model	Engine	Volts	For Generator Number	Voltage Regulator ²⁹	Voltage Regulator Fuse	Brush Set	Brush Spring (2 Used)	Bushing
AG, BG, CG, DG, EG, FG .	All	—	939X	N/A	N/A	X348	N/A	GB203
		—	953T, 1101669	N/A	N/A	X348	N/A	N/A
		—	1101662	N/A	N/A	X348	N/A	GB203
		—	1102424	N/A	N/A	X349	N/A	GB203
		—	1101713, 2515	N/A	N/A	X348	N/A	N/A

STARTING SYSTEM PARTS

Model	Engine	Volts	For Starter Number	Brush Set	Brush Spring ⁸	D.E. Bushing	C.E. Bushing	Solenoid Switch	Repair Kit	Starter Lever
AG, BG, CG, DG, EG, FG.....	All	—	571, 713	X344 ⁸	N/A	N/A	N/A	N/A	N/R	N/A
		—	661	X344 ⁸	N/A	SBO	N/A	N/A	N/R	N/A
		—	721F, 722H	X145	N/A	N/A	N/A	N/A	N/R	N/A
		—	722K	X145	N/A	SBO	N/A	N/A	N/R	N/A
		—	1108954	X346 ⁸	N/A	N/A	SBO	S5	N/R	N/A

COCKSHUTT TRACTORS

(Canada & CO-OP)

PARTS FOR DISTRIBUTORS & COILS

Model	Engine or Distributor No.	Contact Assembly*							
		Heavy Duty	Heavy Duty Pierced	Con-denser	Cap	Dust Cap	Rotor	6 Volt Coil ^{1,5}	12 Volt Coil ^{1,5}
20, 30.....	Continental F-124, F-140, Buda 4B-153	A81	N/A	G136	C110	N/A	D121	E5	N/R

* For Standard Contact Assembly see Conversion Table.

¹ When Coil Bracket is required, refer to Illustrated Bracket Guide.

⁵ For Epoxy Coils see Conversion Table.

⁸ Starters require various quantities of Brushes & Springs. Order as required.

²⁹ Shock Mounting Package R706 available for Delco-Remy type Generators.

COCKSHUTT — Cont'd

PARTS FOR DISTRIBUTORS & COILS — Cont'd

Model	Engine or Distributor No.	Contact Assembly*				Dust Cap	Rotor	6 Volt Coil ^{1,5}	12 Volt Coil ^{1,5}
		Heavy Duty	Heavy Duty Pierced	Con- denser	Cap				
40	Buda 6B-230, Chrysler T-120	A81	N/A	G124	C123	N/A	D103	E5	N/R
540	Continental F-162, F-186	A40H	A40V	G102A	C150	N/A	N/A	N/R	E40
550	Hercules GO-198 For Prestolite For Delco	A81	N/A	G136	C110	N/A	D121	E5	E38 ³³
		A40H	A40V	G102A	C150	N/A	N/A	N/R	E40
570	Hercules GO-298 For Prestolite For Delco	A81	N/A	G136	C123	N/A	D103	E5	E38 ³³
		A40H	A40V	G102A	C16A	C80	N/A	N/R	E40
1600, 1650, 1755, 1800, 1850, 1855, 1900, 1950, 1955		See Oliver Tractors							

CHARGING SYSTEM PARTS

PARTS FOR GENERATORS

Model	Engine	Volts	For Generator Number	Voltage Regulator ²⁹	Voltage Regulator Fuse	Brush Set	Brush Spring (2 Used)	Bushing	
20	Continental F-124, F-140	6	All	N/A	N/A	X324	N/A	GB202	
30	Buda 4B-153 Gasoline Buda 4BD-153 Diesel	6	GED-4818A	R11	N/A	N/A	N/A	GB200	
		6	GHD-600AF, K, Q, Y	N/A	N/A	X324	N/A	GB202	
		12	All	N/A	N/A	X324	N/A	GB202	
		6	All	N/A	N/A	X324	N/A	GB202	
		12	All	N/A	N/A	X324	N/A	GB202	
40	Chrysler T-120 Gasoline Buda 6B-230 Gasoline Buda 6BD-230 Diesel	6	GDZ-4822A	N/A	N/A	X260	N/A	GB200	
		6	GED-4818A	R11	N/A	N/A	N/A	GB200	
		6	GHD-6001F, K, Q, Y	N/A	N/A	X324	N/A	GB202	
		12	GEF-4813B	N/A	N/A	N/A	N/A	GB202	
		12	GHH-6001B, E	N/A	N/A	X324	N/A	GB202	
50	Buda 6BDA-273	6	GHD-6001F, K, Q, Y	N/A	N/A	X324	N/A	GB202	
		12	GEF-4813B	N/A	N/A	N/A	N/A	GB202	
		12	GHH-600B, E	N/A	N/A	X324	N/A	GB202	
540	Continental F-162	12	All	R197	RF35	X270	SC202	N/A	
550	Hercules GO-198 Gasoline Hercules DD-198, DD-339H Diesel	6	GHD-6001X	N/A	N/A	X324	N/A	GB202	
		12	1100350	R197	RF35	X270	SC202	N/A	
		12	1100396	R197	RF35	X270	SC202	N/A	
		12	1100352	R199	N/A	X270	SC202	N/A	
		12	1100397	R199	N/A	X270	SC202	N/A	
560	Perkins 270D	12	All	R220	RF35	X270	N/A	N/A	
570	Hercules GO-298 Gasoline Hercules DD-298, DD-339H Diesel	6	GHD-6001X	N/A	N/A	X324	N/A	GB202	
		12	1100350	R197	RF35	X270	SC202	N/A	
		12	1100396	R197	RF35	X270	SC202	N/A	
		12	1100352	R199	N/A	X270	SC202	N/A	
		12	1100397	R199	N/A	X270	SC202	N/A	
570 Super	Hercules D-339A	12	All	R199	N/A	X270	SC202	N/A	
1600, 1650, 1800, 1850, 1900, 1950		See Oliver Tractors							

* For Standard Contact Assembly see Conversion Table.

¹ When Coil Bracket is required, refer to Illustrated Bracket Guide.

⁵ For Epoxy Coils see Conversion Table.

²⁹ Shock Mounting Package R706 available for Delco-Remy type Generators.

³³ For 12 Volt without Resistor use E502.

COCKSHUTT — Cont'd

STARTING SYSTEM PARTS										
Model	Engine	Volts	For Starter Number	Brush Set	Brush Spring ^a	D.E. Bushing	C.E. Bushing	Solenoid Switch	Repair Kit	Starter Lever
20	Continental F-126, F-140	6	All	X326	SC208	N/A	N/A	S5	N/R	N/R
30	Buda 4B-153, 4BD-153 Gasoline and Diesel	6 12	All All	X328 N/A	SC208 N/A	SB136 N/A	SB59 GB200	N/A S72	N/R N/R	N/R N/R
40	Chrysler T-120 Buda 6B-230, 6BD-230 Gasoline and Diesel	6 12	All All	X328 N/A	SC208 N/A	SB136 N/A	SB59 GB200	N/A S72	N/R N/R	N/R N/R
50	Buda 6BDA-273	6 12	All All	X328 N/A	SC208 N/A	SB136 N/A	SB59 GB200	N/A S72	N/R N/R	N/R N/R
540	Continental F-162	6 12	All All	X145 X265	SC204 SC206	N/A N/A	N/A SB0	S79 S72	N/R N/R	N/R N/R
550	Hercules GO-198 Gasoline	6 12	All All	X326 X265	SC208 SC206	N/A N/A	N/A SB0	N/A S72	N/R N/R	N/R N/R
	Hercules DD-198, DD-339H Diesel	12 12	1113633 1113617	X291 X291	N/A N/A	SB148 SB102	SB138 SB138	S120 N/A	SR24 N/R	N/A N/R
560	Perkins 270	12 12	1113636 1113614	X291 X291	N/A N/A	SB148 SB137	SB138 SB138	S120 N/A	SR24 N/R	N/A N/R
570	Hercules GO-298 Gasoline	6 12	All All	X326 X265	SC208 SC206	N/A N/A	N/A SB0	N/A S72	N/R N/R	N/R N/R
	Hercules DD-298, DD-339H Diesel	12 12	1113617 1113633	X291 X291	N/A N/A	SB102 SB148	SB138 SB138	N/A S120	N/R SR24	N/R N/A
570	Hercules D-339A	12	All	X291	N/A	N/A	SB138	S120	SR24	N/A
1600, 1650, 1800, 1850, 1900, 1950 See Oliver Tractor										

STARTER DRIVES

Year	Model or Engine	Part No.	Year	Model or Engine	Part No.
1961-60	Models 550, 570 Diesel.....	SD282	1956-53	Model 50 Gas	SD135
1961-60	Model 560 Diesel	SD279	1956-49	Model 40	SD135
1957-56	Models 35, 550, 570	SD135	1956-46	Model 30	SD121
1957-52	Model 20	SD121	1948	Model 40	SD135

COLT GARDEN TRACTORS

CHARGING SYSTEM PARTS						
Model	Engine	Volts	Voltage Regulator	Voltage Regulator Fuse	Brush Set	
Case 120, 150, 155, 190, 195	Kohler K-241S, K-301S	12	R220	RF35	X354	
Colt 7, 9-10	K-161, K-241	12	R220	RF35	X354	
Colt 2110, 2318, 2510	Lauson HH-100	12	R220	RF35	X354	

^a Starters require various quantities of Brushes & Springs. Order as required.

CO-OP
(See Cockshutt)

JOHN DEERE TRACTORS

PARTS FOR DISTRIBUTORS & COILS									
Model	Engine or Distributor No.	Contact Assembly*							
		Heavy Duty	Heavy Duty Pierced	Con-denser	Cap	Dust Cap	Rotor	6 Volt Coil ^{1,5}	12 Volt Coil ^{1,5}
A, AN, AW, AH	A With Magneto Replacement Distributor Crawler JD-301, JD-310, JD-350-B IBT-4301D Distributor	A40H A105	A40V N/A	G102A G136	N/A C20	C80 N/A	N/A D179	N/R E5	E40 E502
B	B if Wico XB4023 Dist. With Magneto Replacement Distributor	WS13 A40H	N/A A40V	WG18 G102A	N/A N/A	N/A C80	N/A N/A	N/A E1	N/A N/R
G	G With Magneto Replacement Distributor	A40H	A40V	G102A	N/A	C80	N/A	N/R	E40
M, MT	M, MT	A40H	A40V	G102A	C78	C80	N/A	E1	N/R
40	All	A40H	A40V	G102A	C78	C80	N/A	E1	N/R
50	For Wico XB4023 Distributor Magneto Replacement Distributor LPG	WS13 A40H A40H	N/A A40V A40V	WG18 G102A G102A	N/A N/A C78	N/A C80 C80	N/A N/A D10	N/A N/R E1 ¹⁵	N/A E40 N/R
60	All Exc. LPG LPG	A40H A40H	A40V A40V	G102A G102A	N/A C78	C80 C80	N/A D10	N/R E1 ¹⁵	E40 N/R
70	All Fuel Exc. LPG and Diesel LPG	A40H A40H	A40V A40V	G102A G102A	N/A C78	C80 C80	N/A D10	N/R E1 ¹⁵	E40 N/R
266	NA-180G Gas, NA-189L LPG, IBT-4101U	A105	N/A	G124	C20	N/A	D179	E5	E502
300, 301	IBT-4101S Distributor IBT-4301B, C, D, U Distributor	A105 A105	N/A N/A	G136 G136	C202 C20	N/A N/A	D179 D179	E5 E5	E502 E502
320, 330	For Delco Distributor	A40H	A40V	G102A	C78	C80	N/A	E1	N/R
323W	EA115G Gas IBT-4101R Distributor	A105	N/A	G136	C202	N/A	D179	E5	E502
350, 350B	IBT-4101S Distributor IBT-4301B, C, D, U Dist.	A105 A105	N/A N/A	G136 G136	C202 C20	N/A N/A	D179 D179	E5 E5	E502 E502
420, 430, 440	For Delco Distributor	A40H	A40V	G102A	C78	C80	N/A	E1	E40
400, 401, 410, 440, 450, 480	IBT-4101U, S Dist.	A105	N/A	G136	C202	N/A	D179	E5	E502
500	For Delco 1112648 Distributor	A103M	●A109V	G102A	C167	N/A	●D152	E1	N/R
500C	227 w/1112474 Dist.	A103M	●A109V	●G126	C167	N/A	●D152	E1	N/R
520, 530, 620, 630	All	A40H	A40V	G102A	C79	C80	N/A	E1	N/R

● A Borg-Warner Brand "P" Version Also Available See Inside Back Cover.

* For Standard Contact Assembly see Conversion Table.

¹ When Coil Bracket is required, refer to Illustrated Bracket Guide.

⁵ For Epoxy Coils see Conversion Table.

¹⁵ 6 Volt Coil with original equipment Resistor 1928292 on 12 Volt System.

JOHN DEERE — Cont'd

PARTS FOR DISTRIBUTORS & COILS — Cont'd

Model	Engine or Distributor No.	Contact Assembly*							
		Heavy Duty	Heavy Duty Pierced	Con-denser	Cap	Dust Cap	Rotor	6 Volt Coil ^{1,5}	12 Volt Coil ^{1,5}
600, 700	IBT-4101L, R, S Dist. IBT-4301B, C, D, U Distributor 1112624 Distributor	A105	N/A	G136	C202	N/A	D179	E5	E502
		A105	N/A	G136	C20	N/A	D179	E5	E502
		A103M	●A109V	G102A	●C168	N/A	●D152	E1	N/R
720, 730	All Fuel Exc. Diesel	A40H	A40V	G102A	C79	C80	N/A	E1	N/R
800	IBT-4101S Distributor IBT-4301B, C, D, U Distributor	A105	N/A	G136	C202	N/A	D179	E5	E502
		A105	N/A	G136	C20	N/A	D179	E5	E502
1010	IBT-4101L, R, S, U Distributor For Delco Distributor For Wico Distributor	A105	N/A	G136	C202	N/A	D179	E5	E502
		A40H	A40V	G102A	C150	C80	D10	E1	N/R
		WS52	N/A	N/A	N/A	N/A	N/A	N/A	N/A
1020, RU, HU, LU, 1520	IBT-4301B, C, D Dist.	A105	N/A	G136	C20	N/A	D179	E5	E502
2010	IBT-4101L, R, S, U Distributor For Delco Distributor For Wico Distributor	A105	N/A	G136	C202	N/A	D179	E5	E502
		A40H	A40V	G102A	C150	C80	D10	E1	N/A
		WS52	N/A	N/A	N/A	N/A	N/A	N/A	N/A
2020, 2030, 2510, 2520	IBT-4101B, S, U Dist. IBT-4301C, D Dist.	A105	N/A	G136	C202	N/A	D179	E5	E502
		A105	N/A	G136	C20	N/A	D179	E5	E502
3010	201 Exc. Dist. 1112623 w/Dist. 1112623	A40H	A40V	G102A	C150	C80	D10	E5	E502
		A103M	●A109V	●G126	C167	N/A	●D152	E1	E502
3020	227 Dist. 1112577 Dist. 1112623, 48 240 Dist. 1112474	A40H	A40V	G102A	C150	C80	D10	E1	E40
		A103M	●A109V	●G126	C167	N/A	●D152	E1	E40
		A103M	●A109V	●G126	C167	N/A	●D152	E1	N/R
4000, 4010	302, 360 Exc. Distributor 1112624 w/Dist. 1112624	A40H	A40V	G102A	C16 ²	C80	D10	E1	E40
		A103M	●A109V	●G126	●C168	N/A	●D152	E1	E40
4020	341 Dist. 1112581 Dist. 1112624 360 Dist. 1112466 Hercules IXB-3 Wisconsin VG4D	A40H	A40V	G102A	C16 ²	C80	D10	E1	N/R
		A103M	●A109V	●G126	●C168	N/A	●D152	E1	N/R
		A103M	●A109V	●G126	●C168	N/A	●D152	E1	N/R
		A81	N/A	G124	C110	N/A	D121	E5	N/R
		A81	N/A	G124	C110	N/A	D121	E5	N/R

PARTS FOR MAGNETOS

Tractor Model	For Magneto Model	Contact Assembly	Con-denser
A, AD, AR, B, BO, BR, D, G, H.....	XH-477, XH-1042	WS13	WG1

See Magneto
Guides For Additional
Information

CHARGING SYSTEM PARTS

PARTS FOR ALTERNATORS

Model	Engine	For Alternator Number	Voltage Regulator	Brush Holder Assembly	Brush Set	Positive Diode (3 Used)	Negative Diode (3 Used)	Hardware Kit	Diode Trio
WA-14, 17.....	N-855CL, NT-855CL	1117769	R293	N/A	X355	N/A	N/A	N/R	N/R
1520, 2030.....	164, 219 Gas & Diesel	1102359	●R291	X303	X301	SC5 Assembly ⁷		SC124	SC113

● A Borg-Warner Brand "P" Version Also Available See Inside Back Cover.

* For Standard Contact Assembly see Conversion Table.

¹ When Coil Bracket is required, refer to Illustrated Bracket Guide.

² For Heavy Duty Cap use C16A.

⁵ For Epoxy Coils see Conversion Table.

⁷ Diode Bridge contains 3 Negative and 3 Positive Diodes.

JOHN DEERE — Cont'd

CHARGING SYSTEM PARTS — Cont'd

PARTS FOR ALTERNATORS — Cont'd

Model	Engine	For Alternator Number	Voltage Regulator	Brush Holder Assembly	Brush Set	Positive Diode (3 Used)	Negative Diode (3 Used)	Hardware Kit	Diode Trio
3020.....	240 Gas & LPG, 270 Diesel	1100490	●R291	X303	X301	SC5 Assembly ⁷		SC124	SC113
4020, 4320	362 Gas & LPG, 404 Diesel	1100490	●R291	X303	X301	SC5 Assembly ⁷		SC124	SC113
4030, 4230	329, 404 Diesel	1102926, 32 1100491, 1102359	●R291 ●R291	X359 X303	N/A X301	SC5 Assembly ⁷ SC5 Assembly ⁷		SC124 SC124	SC113 SC113
4040, 4240, 4440, 4640	404, 466 Diesel	1102926, 32, 1103124, 28	●R291	X359	N/A	SC5 Assembly ⁷		SC124	SC113
4050, 4250, 4450, 4850	466, 6466 Diesel	1105174	●R291	X359	N/A	SC111 Assembly ⁷		N/A	SC113
4430, 4620, 4630 ..	404, 531 Diesel	1102926, 32 1100490, 91, 1102359	●R291 ●R291	X359 X303	N/A X301	SC5 Assembly ⁷ SC5 Assembly ⁷		SC124 SC124	SC113 SC113
4650, 4850, 8640 w/Nippondenso Alt.	Diesel	AR93448	R723	N/A	N/A	N/A	N/A	N/A	N/A
5010-1	Diesel	All-5201A	N/A	N/A	X604	N/A	N/A	N/R	N/R
6030, 7020, 7520 ..	404, 531 Diesel	1100490, 91	●R291	X303	X301	SC5 Assembly ⁷		SC124	SC113
8430, 8630	466, A, 619, A Diesel	1100490 1102932	●R291 ●R291	X303 X359	X301 N/A	SC5 Assembly ⁷ SC5 Assembly ⁷		SC124 SC124	SC113 SC113
All	All	AR2050F, AR2051K, AR38458, AR40420, AT63871, AT63872, RA12NJD453, RA12NJD600, 12N37A, 12N51A AN56049, AT36219, AT56049, AT56249, 8TA2003B, 8TA2003D, 8TA2024D AR74033, AR80420, AR114058, 8TA2009E, 8TA2021E, 8TA2026E AR45526, AT45526, AT56246, 8TA3020C, 8TA3025C AR40419, RA24JD902 AR38429, AR40527, AR41592, AR42110, AR43632, AT27827, RA12N35JD1, RA12N55JD1, RA12N55JD5, RA12N55JD6, RA12N55JD8, 12N37A, 12N51A AT56722, 8TA2027D	R328 R330 R331 R337 R338 R326 R335	N/A N/A N/A N/A N/A N/A N/A N/A N/A N/A N/A N/A N/A N/A N/A N/A N/A	N/A N/A N/A N/A N/A N/A N/A N/A N/A N/A N/A N/A N/A N/A N/A N/A N/A	N/A N/A N/A N/A N/A N/A N/A N/A N/A N/A N/A N/A N/A N/A N/A N/A N/A	N/A N/A N/A N/A N/A N/A N/A N/A N/A N/A N/A N/A N/A N/A N/A N/A N/A		

● A Borg-Warner Brand "P" Version Also Available See Inside Back Cover.

⁷ Diode Bridge contains 3 Negative and 3 Positive Diodes.

JOHN DEERE — Cont'd

CHARGING SYSTEM PARTS — Cont'd

PARTS FOR ALTERNATORS — Cont'd

Model	Engine	For Alternator Number	Voltage Regulator	Brush Holder Assembly	Brush Set	Positive Diode (3 Used)	Negative Diode (3 Used)	Hardware Kit	Diode Trio
All	All	AH93616, AH105520, AH190265, AR52077, AR52078, AT29661, AT34331, AT34332, AT41951, M12N51A, 8MR2009, 8MR2021K 8HC2003P, 8HC2008F, 8MR2001, 8MR2009P, 8MR2012P, 8MR2013K, 8MR2014K	R2001	N/A	N/A	N/A	N/A	N/A	N/A
			R2001	N/A	X294	N/A	N/A	N/A	N/A

PARTS FOR GENERATORS

Model	Engine	Volts	For Generator Number	Voltage Regulator ²⁹	Voltage Regulator Fuse	Brush Set	Brush Spring (2 Used)	Bushing
A, AH, AN, AW	A, AH, AN, AW	6	1101385	R195	RF35	X360	N/A	GB203
		6	1101356, 371	R193 ⁶	RF35	X360	N/A	GB203
		12	All	R197	RF35	X348	N/A	GB203
AO, AR	AO, AR	6	All	R193	RF35	X360	N/A	GB203
B	B	6	1101356, 371	R193 ⁶	RF35	X360	N/A	GB203
		6	1101390, 1100506	R193	RF35	X360	N/A	GB203
BO, BR	BO, BR	6	All	R193	RF35	X360	N/A	GB203
D	D	12	1101720, 756	N/A	N/A	X348	N/A	GB203
		12	1100956, 1101784	R197	RF35	X348	N/A	GB203
G	G	6	All	R193 ⁶	RF35	X360	N/A	GB203
		12	1101755	N/A	N/A	X348	N/A	GB203
		12	1100955, 1101777	R197	RF35	X348	N/A	GB203
H	H	6	All	R195 ⁶	RF35	X360	N/A	GB203
L, LA	L, LA	6	All	R193 ⁶	RF35	X360	N/A	GB203
M	M	6	1101852, 857	R195	RF35	X360	N/A	GB203
		6	1101859	R195	RF35	X228	SC202	N/A
MT	MT	6	All	R195	RF35	X360	N/A	GB203
R	Diesel	6	All	R193	RF35	X360	N/A	GB203
40	All	6	All	R195	RF35	X228	SC202	N/A
50, 60	All	12	1100955	R197	RF35	X348	N/A	GB203
		12	1100309	R199	N/A	X270	SC202	N/A
70	Gasoline LPG	12	1100955	R197	RF35	X348	N/A	GB203
		12	1100309	R199	N/A	X270	SC202	N/A
	Diesel	6	All	R623	RF35	X270	SC202	N/A
80	Diesel Gasoline Starting Engine	6	All	R623	RF35	X270	SC202	N/A
	Electric Starter	24	All	R318	N/A	X270	SC202	N/A
320, 330, 420, 430, 430C	All	6	All	R195	RF35	X228	SC202	N/A
435D	Diesel	12	1102102	N/A	N/A	X270	SC202	N/A
		12	1100367	R198	RF35	X270	SC202	N/A

⁶ R193K Resistor Package required.²⁹ Shock Mounting Package R706 available for Delco-Remy type Generators.

JOHN DEERE — Cont'd

CHARGING SYSTEM PARTS — Cont'd

PARTS FOR GENERATORS — Cont'd

Model	Engine	Volts	For Generator Number	Voltage Regulator ²⁹	Voltage Regulator Fuse	Brush Set	Brush Spring (2 Used)	Bushing
440 Series.....	Gasoline	6	All	R195	RF35	X228	SC202	N/A
	Diesel	12	1102102	N/A	N/A	X270	SC202	N/A
		12	1100367	R198	RF35	X270	SC202	N/A
520, 530, 620, 630.....	All	12	All	R199	N/A	X270	SC202	N/A
720, 730.....	Gasoline	12	All	R199	N/A	X270	SC202	N/A
	Diesel Gasoline Starting Engine	6	All	R623	RF35	X270	SC202	N/A
		24	All	R318	N/A	X270	SC202	N/A
820, 830.....	Diesel Gasoline Starting Engine	6	All	R623	RF35	X270	SC202	N/A
		24	All	R318	N/A	X270	SC202	N/A
840.....	Diesel Gasoline Starting Engine	6	All	N/A	N/A	X270	SC202	N/A
		6	All	N/A	N/A	X270	SC202	N/A
1010, 2010.....	115, 145 Gas, 145, 165 Diesel	12	All Exc. 1102331	R198	RF35	X270	SC202	N/A
		12	1102331	R317	RF35	X270	SC202	N/A
3010, 3020, 4010, 4020 .	201, 227, 302, 341 Gasoline	12	All	R308	RF35	X270	SC202	N/A
		24	All	R318	N/A	X270	SC202	N/A
4401D.....	Diesel	12	1100367	R198	RF35	X270	SC202	N/A
		12	1102102	R308	RF35	X349	N/A	N/A
5010.....	Diesel	24	All	R318	N/A	X260	N/A	N/A
5010-1.....	Diesel Hercules IXB-3	24	All	R318	N/A	X604	N/A	N/A
		6	All	N/A	N/A	X324	N/A	GB200
COMPACT TRACTORS								
110.....	Kohler K181S	12	1101970	R199	N/A	X354	SC202	N/A
		12	1101972	R317	RF35	X354	SC202	N/A

STARTING SYSTEM PARTS

Model	Engine	Volts	For Starter Number	Brush Set	Brush Spring ⁸	D.E. Bushing	C.E. Bushing	Solenoid Switch	Repair Kit	Starter Lever
A, AH, AN, AW ..	A	6	All	X344 ⁸	N/A	SB0	SB65	S24 ²⁰	N/R	N/R
		12	All	X346 ⁸	SC902	SB0	SB0	S24	N/R	N/R
AO, AR.....	AO, AR	6	All	X344 ⁸	N/A	SB0	N/A	S79	N/R	N/R
B.....	B	6	All	X145	SC204	SB0	N/A	S612 ²⁰	N/R	N/R
BO, BR.....	BO, BR	6	All	X145	SC204	SB0	N/A	S79	N/R	N/R
D.....	D	12	794	X344 ⁸	N/A	SB137	N/A	N/A	N/R	N/R
		12	1109158	X346 ⁸	SC902	N/A	SB0	N/A	N/R	N/R
G.....	G	12	All	X344 ⁸	N/A	SB0	SB65	S24	N/R	N/R
H.....	H	6	All	X357	SC902	N/A	N/A	S612	N/R	N/R
L, LA, M, MT....	L, LA, M, MT	6	All	X145	SC204	SB0	N/A	S612	N/R	N/R
R.....	R	6	All	X145	SC204	SB65	N/A	S24	N/R	N/R
WA-14, 17.....	N-855-C1, NT-855-C1	24	1113842	X306 ⁸	SC902	N/A	SB141	S726	²⁸	N/A

⁸ Starters require various quantities of Brushes & Springs. Order as required.

²⁰ Use S79 for Solenoid Magnetic Switch.

²⁸ SR14 for Solenoids w/Oval Face Plate; SR27 for Solenoids w/Square Face Plate.

²⁹ Shock Mounting Package R706 available for Delco-Remy type Generators.

JOHN DEERE — Cont'd

STARTING SYSTEM PARTS — Cont'd

Model	Engine	Volts	For Starter Number	Brush Set	Brush Spring ⁸	D.E. Bushing	C.E. Bushing	Solenoid Switch	Repair Kit	Starter Lever
10, 24, T, WS....	Wisc. VG4D & THD	6	MGB-4140, 1	X326	SC208	N/A	N/A	S5	N/R	N/R
40	All	6	All	X145	SC204	SB0	N/A	S612	N/R	N/R
50	All	6	All	N/A	SC204	SB0	SB0	N/A	N/R	N/R
60	Gasoline	12	1108950	X346 ⁸	SC902	SB0	SB0	S24	N/R	N/R
	LPG	12	1108989	X346 ⁸	SC902	SB0	SB0	N/A	N/R	N/R
	Gasoline and LPG	12	1113041	X291	N/A	SB0	SB0	N/A	N/R	N/R
70	Gasoline and LPG	12	1109981, 990	X346 ⁸	SC902	SB0	SB0	N/A	N/R	N/R
		12	1113304	X291	N/A	SB137	SB0	N/A	N/R	N/R
	Diesel-Gasoline Starting Engine	6	1107150	X145	SC204	SB65	N/A	S46	N/R	N/R
		6	1107155	X145	SC204	SB0	N/A	S79	N/R	N/R
		6	1107157	X145	SC204	SB0	N/A	N/A	N/R	N/R
80	Diesel-Gasoline Starting Engine	6	All	X145	SC204	SB0	N/A	N/A	N/R	N/R
	Electric Starter	24	1113801	X346 ⁸	SC902	N/A	SB141	S116	N/R	N/R
		24	1113830	X306 ⁸	SC902	N/A	SB141	S726	²⁸	N/A
216T, WS, 224T, WS, 346	Wisc. VH4D	6	MBG-4140, 1	X326	SC208	N/A	N/A	S5	N/R	N/R
320, 330, 420, 430	All	6	All	X145	SC204	SB0	N/A	S612	N/R	N/R
435D	Diesel	12	All	X145	N/A	N/A	SB138	●S100	SR16	SC212
440, 4401D	Gasoline	6	All	X145	SC204	SB0	SB138	S612	N/R	N/R
	Diesel	12	All	X145	N/A	N/A	SB138	●S100	SR16	SC212
520	All	12	All	N/A	SC204	SB0	SB0	N/A	N/R	N/R
530	All	12	All	X265	SC206	SB65	SB0	S88	SR12	N/R
600 Hi Cycles....	NA-115, 135 Gas	12	MDY-8006A	X332	SC208	SB106	N/A	N/A	N/R	N/R
620	All	12	1113041	X291	N/A	SB0	SB0	N/A	N/R	N/R
		12	1113092	X291	N/A	SB0	SB0	S120	SR24	N/A
630	All	12	All	X291	N/A	SB0	SB0	S120	SR24	N/A
700 Series.....	Diesel	12	1114166	X306 ⁸	SC902	N/A	SB141	S725	²⁷	N/A
700 Hi Cycles....	NA-115, 135 Gas	12	MDY-8006A	X332	SC208	SB106	N/A	N/A	N/R	N/R
720	Gasoline	12	All	X291	N/A	SB137	SB0	S120	SR24	N/A
	Diesel-Gasoline Starting Engine	6	All	X145	SC204	SB0	N/A	N/A	N/R	N/R
	Electric Starter	24	1113801	X346 ⁸	SC902	N/A	SB141	S116	N/R	N/R
		24	1113830	X306 ⁸	SC902	N/A	SB141	S726	²⁸	N/A
730	Gasoline	12	All	X291	N/A	SB137	SB0	S120	SR24	N/R
	Diesel-Gasoline Starting Engine	6	All	X145	SC204	SB0	N/A	N/A	N/R	N/R
	Diesel-Electric Starter	24	1113801	X346 ⁸	SC902	N/A	SB141	S116	N/R	N/R
		24	1113830	X306 ⁸	SC902	N/A	SB141	S726	²⁸	N/A
780	Wisc. VG4D, VH4D	6	MBG-4140, 1	X326	SC208	N/A	N/A	S5	N/R	N/R
800 Hi Cycles....	NA-115, 135 Gas	12	MDY-8006A	X332	SC208	SB106	N/A	N/A	N/R	N/R

● A Borg-Warner Brand "P" Version Also Available See Inside Back Cover.

⁸ Starters require various quantities of Brushes & Springs. Order as required.

²⁷ SR13 for Solenoids w/Oval Face Plate; SR26 for Solenoids w/Square Face Plate.

²⁸ SR14 for Solenoids w/Oval Face Plate; SR27 for Solenoids w/Square Face Plate.

JOHN DEERE — Cont'd

STARTING SYSTEM PARTS — Cont'd										
Model	Engine	Volts	For Starter Number	Brush Set	Brush Spring ⁸	D.E. Bushing	C.E. Bushing	Solenoid Switch	Repair Kit	Starter Lever
820	Diesel-Gasoline Starting Engine	6	All	X145	SC204	SB0	N/A	N/A	N/R	N/R
	135, 151, 152, 164, 180, 202, 219 Diesel & Gasoline	12	1107863	X291	SC206	N/A	N/A	●S100	SR16	SC212
		12	1107871	X291	SC206	N/A	SB0	●S100	SR16	SC212
		12	1108319	X265	SC206	SB65	SB0	●S100	SR10	SC212
	Electric Starter	24	1113801	X346 ⁸	SC902	N/A	SB141	S116	N/R	N/R
		24	1113830	X306 ⁸	SC902	N/A	SB141	S726	²⁸	N/A
820	152 Diesel	12	0001359090	N/A	N/A	N/A	N/A	S5000	N/R	N/A
830	152 Diesel	12	0001359090	N/A	N/A	N/A	N/A	S5000	N/R	N/A
830, 840	Diesel-Gasoline Starting Engine	6	All	X145	SC204	SB0	N/A	N/A	N/R	N/R
	Electric Starter	24	1113801	X346 ⁸	SC902	N/A	SB141	S116	N/R	N/R
		24	1113830	X306 ⁸	SC902	N/A	SB141	S726	²⁸	N/A
1010	115	12	1107879	X265	SC206	SB65	SB0	●S100	SR16	SC212
		12	1107326	X265	SC206	SB65	SB0	●S100	SR16	SC212
		12	MDY-8006A	X332	SC208	SB106	N/A	N/A	N/R	N/R
	135.5, 180.6	12	1108319	X265	SC206	SB65	SB0	●S100	SR10	SC212
	145 Diesel	12	1108672	X145	SC204	SB106	SB138	●S100	SR16	SC212
		12	1107573	X291	SC206	N/A	SB138	●S100	SR16	SC212
	202 Diesel	12	1107599	X291	SC206	N/A	SB138	●S100	SR16	SC212
1020	Gasoline	12	MDY-8006A	X332	SC208	SB106	N/A	N/A	N/R	N/R
		12	For Delco	X265	SC206	SB65	SB0	●S100	SR16	SC212
	Diesel	12	All	X291	SC206	N/A	SB138	●S100	SR16	SC212
		12	1108319	X265	SC206	SB65	SB0	●S100	SR10	SC212
		12	1107871	X291	SC206	N/A	SB0	●S100	SR16	SC212
1030	All	12	0001359090	N/A	N/A	N/A	N/A	S5000	N/R	N/A
1520	164 Gas	12	1108319	X265	SC206	SB65	SB0	●S100	SR10	SC212
	164 Diesel	12	1107863	X291	SC206	N/A	N/A	●S100	SR16	SC212
1530	164 Diesel	12	0001359090	N/A	N/A	N/A	N/A	S5000	N/R	N/A
1630, 1830	All	12	0001359090	N/A	N/A	N/A	N/A	S5000	N/R	N/A
2010	145	12	1107879	X265	SC206	SB65	SB0	●S100	SR16	SC212
		12	1107326	X265	SC206	SB65	SB0	●S100	SR16	SC212
		12	MDY-8006A	X332	SC208	SB106	N/A	N/A	N/R	N/R
2010	165 Diesel	12	1108672	X145	SC204	SB106	SB138	●S100	SR16	SC212
		12	1107573	X291	SC206	N/A	SB138	●S100	SR16	SC212
2020, 2030	Gasoline	12	MDY-8006A	X332	SC208	SB106	N/A	N/A	N/R	N/R
		12	All	X265	SC206	SB65	SB0	●S100	SR16	SC212
		12	1108319	X265	SC206	SB65	SB0	●S100	SR10	SC212
		12	1107863	X291	SC206	N/A	SB0	●S100	SR16	SC212
	Diesel	12	1107871	X291	SC206	N/A	SB0	●S100	SR16	SC212
2030	219 Diesel	12	0001359090	N/A	N/A	N/A	N/A	S5000	N/R	N/A
2040, 2130, 2240, 2840, 2860, 3130	All	12	0001359090	N/A	N/A	N/A	N/A	S5000	N/R	N/A
2440	219 Diesel	12	1107871	X291	SC206	N/A	SB0	●S100	SR16	SC212
2510	180 Gasoline, LPG	12	All	X265	SC206	SB65	SB0	●S100	SR16	SC212
	202 Diesel	12	All	X291	SC206	N/A	SB138	●S100	SR16	SC212

● A Borg-Warner Brand "P" Version Also Available See Inside Back Cover.

⁸ Starters require various quantities of Brushes & Springs. Order as required.

²⁸ SR14 for Solenoids w/Oval Face Plate; SR27 for Solenoids w/Square Face Plate.

JOHN DEERE — Cont'd

STARTING SYSTEM PARTS — Cont'd

Model	Engine	Volts	For Starter Number	Brush Set	Brush Spring ^a	D.E. Bushing	C.E. Bushing	Solenoid Switch	Repair Kit	Starter Lever
2520	202 Gasoline	12	1108319	X265	SC206	SB65	SB0	●S100	SR10	SC212
	219 Diesel	12	1107863	X291	SC206	N/A	N/A	●S100	SR16	SC212
	219 Diesel & Gasoline	12	1107871	X291	SC206	N/A	SB0	●S100	SR16	SC212
2630, 2640	276 Diesel	12	1109251	X291	N/A	N/A	SB135	●S100	SR16	SC212
		12	1113402	N/A	N/A	SB148	SB138	S120	SR24	N/A
2840	329 Diesel	12	1113391	N/A	N/A	SB148	SB138	S674	N/R	N/A
3010	201 Gasoline, LPG	12	All	X265	SC206	N/A	SB0	●S100	SR16	SC212
	254 Diesel	24	All	N/A	N/A	N/A	N/A	S610	N/R	N/R
3020	227 Gasoline, LPG	12	All	X265	SC206	N/A	SB0	●S100	SR16	SC212
	240 Gasoline, LPG	12	All	X291	SC206	N/A	SB138	●S100	SR16	SC212
	362 Gasoline, LPG	12	1107578	X291	SC206	N/A	SB138	●S100	SR16	SC212
	270 Diesel & Gasoline	12	All Exc. 1113672	N/A	N/A	SB148	SB138	S120	SR24	N/A
	270, 404 Diesel	12	1113672	N/A	N/A	SB148	SB141	S120	SR24	N/A
		24	1113148	N/A	N/A	SB148	SB138	S610	N/R	N/A
24	1113190	N/A	N/A	SB148	SB138	S610	N/R	N/A	N/A	
4000	302 Gasoline, LPG	12	All	X291	SC206	N/A	SB138	●S100	SR16	SC212
	360 Gasoline, LPG	12	All	X291	SC206	N/A	SB138	●S100	SR16	SC212
	404 Diesel	12	All	N/A	N/A	SB148	SB138	S120	SR24	N/A
4010	302 LPG	12	All	X291	SC206	N/A	SB138	●S100	SR16	SC212
	302 Gasoline & LPG	12	All	X145	SC204	N/A	SB138	●S100	SR16	SC212
	381 Diesel	24	All	N/A	N/A	SB148	SB138	S610	N/R	N/R
4020	341 Gasoline	12	All	X291	SC206	N/A	SB0	●S100	SR16	SC212
	341 LPG	12	All	X291	SC206	N/A	SB138	●S100	SR16	SC212
	360 Gasoline, LPG	12	1103578	X291	SC206	N/A	SB138	●S100	SR16	SC212
	362, 404 Gasoline, LPG, Diesel	12	1107537	X291	SC206	N/A	SB138	●S100	SR16	SC212
	404, 405 Diesel	12	1113672	N/A	N/A	SB148	SB141	S120	SR24	N/A
		24	1113148	N/A	N/A	SB148	SB138	S610	N/R	N/A
24	1113190	N/A	N/A	SB148	SB138	S610	N/R	N/A	N/A	
4030, 4230	329, 404, 531 Diesel	12	1113402	N/A	N/A	SB148	SB138	S120	SR24	N/A
		12	1114191	X347 ^a	SC902	N/A	SB141	S725	²⁷	N/A
		12	1113391	N/A	N/A	SB148	SB138	S674	N/R	N/A
4050	All	12	1993799, 1993800	X397	N/A	SB148	SB148	N/A	N/R	N/A
4320	341 Gasoline, LPG	12	All	X291	SC206	N/A	SB138	●S100	SR16	SC212
	360 Gasoline, LPG	12	1103578	X291	SC206	N/A	SB138	●S100	SR16	SC212
	362 Gasoline, LPG	12	1107578	X291	SC206	N/A	SB138	●S100	SR16	SC212
	404, 405 Diesel	12	1113672	N/A	N/A	SB148	SB141	S120	SR24	N/A
		12	1113391	N/A	N/A	SB148	SB138	S674	N/R	N/A
	24	1113148	N/A	N/A	SB148	SB138	S610	N/R	N/A	
24	1113190	N/A	N/A	SB148	SB138	S610	N/R	N/A		
4430	404, 531 Diesel	12	1114191	X347 ^a	SC902	N/A	SB141	S725	²⁷	N/A
		12	1113402	N/A	N/A	SB148	SB138	S120	SR24	N/A
		12	1113391	N/A	N/A	SB148	SB138	S674	N/R	N/A
4520	404 Diesel	12	All	N/A	N/A	SB148	SB138	S120	SR24	N/A
4620	404 Gasoline, LPG	12	1107578	X291	SC206	N/A	SB138	●S100	SR16	SC212
	404 Diesel	12	1113672	N/A	N/A	SB148	SB141	S120	SR24	SC212

● A Borg-Warner Brand "P" Version Also Available See Inside Back Cover.

^a Starters require various quantities of Brushes & Springs. Order as required.

²⁷ SR13 for Solenoids w/Oval Face Plate; SR26 for Solenoids w/Square Face Plate.

JOHN DEERE — Cont'd

STARTING SYSTEM PARTS — Cont'd										
Model	Engine	Volts	For Starter Number	Brush Set	Brush Spring ⁸	D.E. Bushing	C.E. Bushing	Solenoid Switch	Repair Kit	Starter Lever
4630	404, 531 Diesel	12	1114191	X347 ⁸	SC902	N/A	SB141	S725	²⁷	N/A
		12	1113402	N/A	N/A	SB148	SB138	S120	SR24	N/A
		12	1113391	N/A	N/A	SB148	SB138	S674	N/R	N/A
4650, 4850, 8450, 8650	All	12	028000-3291	N/A	N/A	N/A	N/A	S5001	N/R	N/A
5010, 5010-C, 5020	All	12	MEW-8001B, MFY-8001B, C	N/A	N/A	N/A	GB200	N/A	N/R	N/A
5020, 6030	531 Diesel	12	All	X306 ⁸	SC902	N/A	N/A	N/A	N/R	N/R
6030, 7020, 7520	404, 531 Diesel 404, 7020 Diesel	12	1114191	X347 ⁸	SC902	N/A	SB141	S725	²⁷	N/A
		12	All Exc. 1114191	N/A	N/A	SB148	SB138	S120	SR24	N/A
		12	1113402	N/A	N/A	SB148	SB138	S120	SR24	N/A
8430	466 Diesel	12	1113391	N/A	N/A	SB148	SB138	S674	N/R	N/A
8630	619, A Diesel	12	1114191	X347 ⁸	SC902	N/A	SB141	S725	²⁷	N/A
8640	619 Diesel	12	1114831	SC168	N/A	N/A	N/A	S727	N/R	N/A
8650	619 Diesel	12	1990325	X377	N/A	SB165	SB141	S725	²⁷	SC182
		12	1990356	X395	N/A	SB165	SB148	S5019	SR29	N/A
8850	955 Diesel	12	1114894	X377	N/A	SB165	SB141	S725	²⁷	SC182
		12	1990358	X395	N/A	SB165	SB148	S5019	SR29	N/A

STARTER DRIVES

Year	Model or Engine	Part No.	Year	Model or Engine	Part No.
1973-71	All Eng. All Models w/Str. 1113842, 1113938, 1114894, 1990358.....	SD486	1973-60	All Eng. 1010, 2010, 3010, 3020, 4010, 4020 w/Str. 1113135, 1113148.....	SD279
1973-70	All Eng. All Models w/Str. 1114166, 1114831, 1114191, 1990325, 1990356.....	SD489	1960-56	All Eng. 320, 330, 420, 430, 440 w/Str. 1107127, 1107165, 1108072.....	SD121
1973-65	All Eng. 350, 440, 450, 2510 w/Str. 1107339, 1107577, 1107599, 1108319.....	SD302	1959-57	All Eng. 55, 69, 95 w/Str. 1107685, 1107736..	SD135
1973-65	All Eng. 350, 440, 450, 2510 w/Str. 1113190, 1113672.....	SD279	1953-44	All Eng. L, LA, M, 40, M69, M70 w/Str. 1107036, 1107064, 1107127.....	SD121
1973-60	All Eng. 1010, 2010, 3010, 3020, 4010, 4020 w/Str. 1107326, 1107350, 1107578, 1107785, 1107879, 1108665.....	SD221	1947-44	All Eng. B, BO, AO, AR w/Str. 760, 1107424, 1107445.....	SD135
1973-60	All Eng. 1010, 2010, 3010, 3020, 4010, 4020 w/Str. 1107573, 1107599, 1107863, 1107871, 1108319, 1109251.....	SD302	All	All Eng. All Models w/Str. 1993799, 1993800..	SD914

FARMALL

(See International Harvester)

FERGUSON

(See Massey Ferguson)

⁸ Starters require various quantities of Brushes & Springs. Order as required.
²⁷ SR13 for Solenoids w/Oval Face Plate; SR26 for Solenoids w/Square Face Plate.

FORD TRACTORS

PARTS FOR DISTRIBUTORS & COILS

Model	For Engine or Distributor	Contact Assembly*					Rotor	6 Volt Coil ^{1,5}	12 Volt Coil ^{1,5}
		Heavy Duty	Heavy Duty Pierced	Con-denser	Cap				
2N	4-119	A41	N/A	G97	C132	D122	E58 ²¹	N/R	
8N	4-119 8N-12127B (Side Mtd.) 9N-12100 (Front Mtd.)	A97H	●A97V	G111	C144	D130	E60	N/R	
		A41	N/A	G97	C132	D122	E58 ²¹	N/R	
9N	4-119	A41	N/A	G97	C132	D122	E58 ²¹	N/R	
NAA, NAB	4-134	A97H	●A97V	G111	C144	D130	E60	N/R	
500 Series Thru 900 Series	4-134, 4-172 FDN-12127A 311185	A97H	●A97V	G111	C144	D130	E60	N/R	
		A97H	●A97V	●G125	C144	D130	E60	N/R	
2000, 2100, 2110, 3100, 3400 Series	4-134 FDN-12127A 311185 3-158 C5NF-12127C	A97H	●A97V	G111	C144	D130	E60	N/R	
		A97H	●A97V	●G125	C144	D130	E60	N/R	
		A101	●A101V	G129	C174	D150	N/R	E70	
2000 Dexta Series, 3000 Series, 3000 Super Dexta Series	3-158	A101	●A101V	G129	C174	D150	N/R	E70	
4000 Series, 4100, 4140, 4200 Series	4-172 FDN-12127 311185	A97H	●A97V	G111	C144	D130	E60	N/R	
		A97H	●A97V	●G125	C144	D130	E60	N/R	
4000, 4100, 4140, 4200 Series	3-192	A101	●A101V	G129	C174	D150	N/R	E70	
Major 4000 Series	3-192	A101	●A101V	G129	C174	D150	N/R	E70	
5000, 5100 Series, 5000 Super Major Series, 5200 Series	4-220, 4-233, 4-256	A101	●A101V	G129	N/A	D150	N/R	E70	
6000 Series, Commander 6000 Series	6-223	A97H	●A97V	G111	N/A	D130	N/R	E502	
6600, 6700, 7000	4-220, 4-233R & R, 4-256 C7NF-12127E Dist. C6NF-12127A Dist.	A101	●A101V	G129	N/A	D150	N/R	E70	
		A101	●A101V	G129	C174	D150	N/R	E70	
Fordson Major And Super-Lucas Equipped	4-220 (1962-65) 4-220 (1953-62) 4-220 (1952-53)	A527	N/A	G594	C525	D570	N/R	E502	
		A559	N/A	G594	C525	D570	N/R	E502	
		N/A	N/A	G594	C525	D570	N/R	E502	

PARTS FOR MAGNETOS

Tractor Model	For Magneto Model	Contact Assembly	Con-denser	Coil
2N	FMJ4B73	FS50	WG30	E125

See Magneto Guides For Additional Information

CHARGING SYSTEM PARTS

PARTS FOR ALTERNATORS

Model	For Engine or Alternator	Volts	Voltage Regulator	Brush Holder Assembly	Brush Set
TW-10, 20, 30	401 Diesel-C7NN-10300B	12	R290	N/A	X294

● A Borg-Warner Brand "P" Version Also Available See Inside Back Cover.

* For Standard Contact Assembly see Conversion Table.

¹ When Coil Bracket is required, refer to Illustrated Bracket Guide.

⁵ For Epoxy Coils see Conversion Table.

²¹ Use RU1 Resistance Unit.

FORD — Cont'd

CHARGING SYSTEM PARTS — Cont'd

PARTS FOR ALTERNATORS — Cont'd

Model	For Engine or Alternator	Volts	Voltage Regulator	Brush Holder Assembly	Brush Set
5000, 6000	All	12	R290	N/A	X294
7000	256DT Diesel	12	N/A	N/A	X300
	All-C7NN-10300B	12	R290	N/A	X294
8000, 8600, 8700, 9000, 9600, 9700	401, DT Diesel-C7NN-10300B	12	R284 ⁵¹	N/A	X294
All	D2JL-10346A, 8AR2023K	12	R326	N/A	N/A
	D2JL-10346B, 8AR2019K	12	R328	N/A	N/A
	D4JL-10346A, 8TA2018D	12	R334	N/A	N/A

PARTS FOR GENERATORS

Model	Engine	Volts	For Generator Number	Voltage Regulator ²⁹	Voltage Regulator Fuse	Brush Set	Brush Spring (2 Used)	Bushing
2N, 8N, 9N	4-119	6	8N-10000B	N/A	N/A	X335	N/A	N/A
		6	8N-10001	R190 ²⁶	RF35	X273	N/A	GB201
NAA, NAB	4-134	6	All	R191	RF35	X273	N/A	GB201
500 Series Thru 900 Series	4-134, 4-172 Gasoline, LPG	6	All	R191	RF35	X273	N/A	GB201
1800		4-144, 4-172 Diesel	12	All	R221	RF35	X273	N/A
1801, D	All Diesel	6	FAC-10002A	R191	RF35	X273	N/A	GB201
		12	B9NF-10002A	R221	RF35	X273	N/A	N/A
2000 Series, 3000 Series, 4000 Series	4-134, 4-172 Gasoline, 4-144, 4-172 Diesel, All	6	All	R191	RF35	X273	N/A	GB201
		12	All	R221	RF35	X273	N/A	N/A
		12	C5NF-10000E	N/A	N/A	X281	N/A	N/A
		12	C7NN-10000C	N/A	N/A	X300	N/A	N/A
5000 Series, 6000 Series	All	12	C3NF-10002A	R221	RF35	X281	N/A	N/A
		12	C5NF-10000E	N/A	N/A	X281	N/A	N/A
		12	C7NN-10000C	N/A	N/A	X300	N/A	N/A
6000 Series, Commander 6000 Series	6-223 Gasoline, 6-242 Diesel	12	All	R221	RF35	X281	SC205	N/A
7000	4-233 (Thru 7/20/68)	12	C7NN-10000C	N/A	N/A	X300	N/A	N/A
8000	6-401 (Early)	12	C7NN-10000C	N/A	N/A	X300	N/A	N/A
Fordson Dexta Series, Super Dexta Series, 2000 Super Dexta Series	Perkins 144, (1963 Up) 152 Diesel (Thru 1963)	12	All	N/A	N/A	X514	N/A	N/A
		12	All	N/A	N/A	X500	N/A	N/A
Fordson Major Series, Super Major Series, 5000 Super Major Series	4-220 Diesel (1963 Up) (1948-62)	12	Lucas	N/A	N/A	X514	N/A	N/A
		12	Lucas	N/A	N/A	X500	N/A	N/A
80, 100	Kohler K-181S, K-241S	12	1101970	R220	RF35	X354	SC202	N/A
		12	1101972	R317	N/A	X354	SC202	N/A

²⁶ 1948-49 Models require R705 Adapter Kit.

⁵¹ Check Application; R290 may be used on some Applications.

²⁹ Shock Mounting Package R706 available for Delco-Remy type Generators.

FORD — Cont'd

STARTING SYSTEM PARTS										
Model	Engine	Volts	For Starter Number	Brush Set	Brush Spring ^a	D.E. Bushing	C.E. Bushing	Solenoid Switch	Repair Kit	Starter Lever
A Series, D Series Transit ..	All	—	26312, 26336, 26388, 26407	N/A	N/A	N/A	N/A	S5002	N/R	N/A
2N, 8N, 9N	4-119	6	All	X236	N/A	SB45	SB150	S613	N/R	N/R
NAA, NAB	4-134	6	All	X236	SC208	SB103	SB150	S67 ²³	N/R	N/R
500 Series Thru 900 Series	4-134, 172 Gasoline	6	All	X236	SC208	SB103	SB150	S67 ²³	N/R	N/R
1800 Series	4-144, 172 Diesel	12	All	X389	SC208	N/A	N/A	S103	N/R	N/R
1801	All Diesel	6	FAC-11002N	X236	SC208	SB103	SB150	S67 ²³	N/R	N/R
		12	All	X389	SC208	N/A	N/A	S103	N/R	N/R
2000, 2600, 3000, 3600	All	—	25604, 25615, 25616, 25626, 25633, 26233, 26238, 26264, 26271, 26302, 26306, 26310, 26320, 26321, 26327, 26348, 26370, 26371, 26375	N/A	N/A	N/A	N/A	S5004	N/R	N/R
2000, 2110 Series	Gasoline 4-134	6	All	X236	SC208	N/A	N/A	S53	N/R	N/R
	3-158	12	All	N/A	SC208	N/A	N/A	●S63	N/R	N/R
	Diesel 4-144	12	All	X389	SC208	N/A	SB150	S103	N/R	N/R
	3-158	12	All	N/A	SC208	N/A	N/A	●S63	N/R	N/R
2000 Dexta, 3000 Series, 3000 Super Dexta Series, 3400, 3550	3-158, 3-175 Gasoline & Diesel	12	All	N/A	SC208	N/A	N/A	●S63	N/R	N/R
2000, 2514E, 2910, 3000, 3910	All	12	26211, 26291, 26338, 26339, 26395, 27500, 27569, D1NN-11000A, D2NN-11000B, D4NN-11000B, D7NN-11000B, D8NN-11000CA, D9NN-11000AA	X378	N/A	N/A	N/A	S677	N/R	N/A
4000 Series	Gasoline 4-172	6	All	X236	SC208	N/A	N/A	S53	N/R	N/R
	3-192	12	All	N/A	SC208	N/A	N/A	●S63	N/R	N/R
	Diesel 4-172	12	All	X389	SC208	N/A	SB150	S103	N/R	N/R
	3-201	12	All	N/A	SC208	N/A	N/A	●S63	N/R	N/R
Major 4000, 5000 Series	3-192, 3-201, 4-233	12	All	N/A	SC208	N/A	N/A	●S63	N/R	N/R

● A Borg-Warner Brand "P" Version Also Available See Inside Back Cover.

²³ To replace three Terminal use S53.

^a Starters require various quantities of Brushes & Springs. Order as required.

FORD — Cont'd

STARTING SYSTEM PARTS — Cont'd										
Model	Engine	Volts	For Starter Number	Brush Set	Brush Spring ⁸	D.E. Bushing	C.E. Bushing	Solenoid Switch	Repair Kit	Starter Lever
4110, 4400, 4410	4-172 Gasoline 3-192 Gasoline 4-172 Diesel 3-201 Diesel	6 12 12 12	All All All All	X236 N/A X389 N/A	SC208 SC208 SC208 SC208	N/A N/A N/A N/A	N/A N/A SB150 N/A	S53 ●S63 S103 ●S63	N/R N/R N/R N/R	N/R N/R N/R N/R
4000, 4100, 4600, 4610, 5000, 5600, 5610	All	12	26211, 26291, 26338, 26339, 26395, 27500, 27569, D1NN-11000A, D2NN-11000B, D4NN-11000B, D7NN-11000B, D8NN-11000CA, D9NN-11000AA	X378	N/A	N/A	N/A	S677	N/R	N/A
2000, 3000, 4000, 5000, 7000	All	—	26337, 26338	N/A	N/A	N/A	N/A	S677	N/R	N/R
6000 Series, Commander 6000 Series	6-223 Gasoline 6-242 Diesel	6 12	All All	X236 X291	SC208 N/A	N/A SB148	N/A SB138	S88 ²² S120	SR12 SR24	N/A N/A
Fordson Major Series, Super Major Series, 5000 Super Major Series ...	4-220 Diesel 256 Gasoline or Diesel	12 12	Lucas C5NF-11001A, B, C7NF-11001B	X563 N/A	N/A SC208	N/A N/A	N/A N/A	N/A ●S63	N/R N/R	N/R N/R
6600, 6610, 6700, 6710, 7000, 7600, 7610, 7700, 7710, 7910	All	12	26211, 26291, 26338, 26339, 26395, 27500, 27569, D1NN-11000A, D2NN-11000B, D4NN-11000B, D7NN-11000B, D8NN-11000CA, D9NN-11000AA	X378	N/A	N/A	N/A	S677	N/R	N/A
6600, 6700, 7000 Series	256 Gasoline or Diesel	12	C5NF-11001A, B, C7NF-11001B	N/A	SC208	N/A	N/A	●S63	N/R	N/R

● A Borg-Warner Brand "P" Version Also Available See Inside Back Cover.

²² For Mechanical Starter Switch use S5.

⁸ Starters require various quantities of Brushes & Springs. Order as required.

FORD — Cont'd

STARTING SYSTEM PARTS — Cont'd

Model	Engine	Volts	For Starter Number	Brush Set	Brush Spring ⁸	D.E. Bushing	C.E. Bushing	Solenoid Switch	Repair Kit	Starter Lever
8000, 8210, 8310, 8600, 8700, 9600, 9700	All	12	26211, 26291, 26338, 26339, 26395, 27500, 27569, D1NN-11000A, D2NN-11000B, D4NN-11000B, D7NN-11000B, D8NN-11000CA, D9NN-11000AA	X378	N/A	N/A	N/A	S677	N/R	N/A

STARTER DRIVES

Year	Model or Engine	Part No.	Year	Model or Engine	Part No.
1975-67	All Eng. All Models w/Str. 1107854, 1107855, 1113201, 1113680	SD302	1969-65	All Eng. All Models w/Str. 1107238	SD570
1975-67	All Eng. All Models w/Str. 1107867, 1113413, 1113640, 1113668, 1113690	SD279	1969-59	All Eng. All Models w/Str. 1113832, 1113883 ..	SD486
1975-63	All Eng. All Models w/Str. 1113197, 1113409, 1113647, 1113685	SD279	1965-57	All Eng. All Models w/Str. 1107430, 1107926 ..	SD144
1974-44	All Eng. All Models w/Str. 1107275, 1107328, 1107435, 1107462, 1108009, 1108142, 1109611	SD135	1965-56	All Eng. All Models w/Str. 1113038, 1113052, 1113097, 1113157, 1113339, 1113340, 1113345, 1113346, 1113367, 1113368, 1113373	SD282 SD595
1973-67	All Eng. All Models w/Str. 1108358, 1108395 ..	SD302	1964-62	All Exc. 4 Cyl.	SD595
1973-65	All Eng. All Models w/Str. 1107364, 1108323 ..	SD221	1964-54	All Eng. All Models w/Str. 1107093, 1107169, 1107174, 1107393, 1107886, 1108038, 1108041, 1108060, 1108080, 1108096, 1108173, 1108174	SD121
1973-58	All Eng. All Models w/Str. 1107290, 1107867, 1113626	SD279	1964-53	All 4 Cyl.	SD553

FORDSON TRACTORS

(See Ford)

GEORGE GARDEN TOOL CO.

(Garden Tractor)

CHARGING SYSTEM PARTS

Model	Engine	Volts	Voltage Regulator	Voltage Regulator Fuse	Brush Set
Work Bird No. 006	Briggs & Stratton 142404	12	R220	RF35	X354
Work Bird No. 0080	Kohler K-181	12	R317	RF35	X354

⁸ Starters require various quantities of Brushes & Springs. Order as required.

INTERCONTINENTAL TRACTORS

PARTS FOR DISTRIBUTORS & COILS

Model	For Engine or Distributor	Contact Assembly* Heavy Duty	Con- denser	Cap	Rotor	6 Volt Coil ^{1,5}	12 Volt Coil ^{1,5}
G26	Cont. F-126, Buda 4BD-153 Eng., IAD-4029, IAD-6004-1B, 1E	A81	G124	C110	D121	E5	N/R

CHARGING SYSTEM PARTS

PARTS FOR GENERATORS

Model	Engine	Volts	For Generator Number	Voltage Regulator ²⁹	Voltage Regulator Fuse	Brush Set	Brush Spring (2 Used)	Bushing
C-26	All	6	GGE-4806C	N/A	N/A	N/A	N/A	GB200
		6	GFW-4814B-1	N/A	N/A	N/A	N/A	GB200

STARTING SYSTEM PARTS

Model	Engine	Volts	For Starter Number	Brush Set	Brush Spring ⁸	D.E. Bushing	C.E. Bushing	Solenoid Switch	Repair Kit	Starter Lever
C-26	All	6	ML-4308	N/A	N/A	N/A	N/A	S72	N/R	N/A
		6	MZ-4150	X326	N/A	SB136	SB59	S79	N/R	N/A

INTERNATIONAL HARVESTER, McCORMICK-DEERING & FARMALL TRACTORS

PARTS FOR DISTRIBUTORS & COILS

Model	For Engine or Distributor	Contact Assembly* Heavy Duty	Con- denser	Cap	Rotor	6 Volt Coil ^{1,5}	12 Volt Coil ^{1,5}
Cub & LoBoy A, Super A, AV, Super AV, B, BN	C-113	HS4	HG5	HC2	HR2	E1	N/R
B-414	144	A556	G649	N/A	N/A	N/R	E502
BM, Super BM, BT 6, BW 6		A556	G649	N/A	N/A	E5	N/R
C, Super	C-113, C-223						
H, Super H, HV, Super HV	C-154, C-164						
M, Super M	C-248	HS4	HG5	HC2	HR2	E1	N/R
MD, Super MD, MDV, Super MDV	D-248, D-264 Diesel	HS6	HG5	HC2	HR2	E1	N/R
Super ML, MV, Super MV, Super MVL	C-248, C-264	HS4	HG5	HC2	HR2	E1	N/R

* For Standard Contact Assembly see Conversion Table.

¹ When Coil Bracket is required, refer to Illustrated Bracket Guide.

⁵ For Epoxy Coils see Conversion Table.

⁸ Starters require various quantities of Brushes & Springs. Order as required.

²⁹ Shock Mounting Package R706 available for Delco-Remy type Generators.

IHC — Cont'd

PARTS FOR DISTRIBUTORS & COILS — Cont'd							
Model	For Engine or Distributor	Contact Assembly* Heavy Duty	Con- denser	Cap	Rotor	6 Volt Coil ^{1,5}	12 Volt Coil ^{1,5}
Super MTA	C-264 Gasoline D-264 Diesel	HS4 HS6	HG5 HG5	HC2 HC2	HR2 HR2	E1 E1	N/R N/R
04, 0S4, 0S6	C-152, C-248	HS4	HG5	HC2	HR2	E1	N/R
0DS6	D-248 Diesel	HS6	HG5	HC2	HR2	E1	E31 ²⁵
W4, Super W4, W6, Super W6, Super W61, W6TA, W6TD	C-152, C-164, C-248, C-264	HS4	HG5	HC2	HR2	E1	N/R
Super W67A	C-264 Gasoline D-264 Diesel	HS4 HS6	HG5 HG5	HC2 HC2	HR2 HR2	E1 E1	N/R N/R
WD6, Super WD6	D-248, D-264 Diesel	HS6	HG5	HC2	HR2	E1	E31 ²⁵
W9, WR9, WR9S	C-335 Gasoline						
WD9, Super WD9, WDR9, Super WDR9	D-335, D-350 Diesel	HS6	HG5	HC2	HR2	E1	E31 ²⁵
W-400, W-450	C-264, C-281 Gasoline D-264, D-281 Diesel	HS4 HS6	HG5 HG5	HC2 HC2	HR2 HR2	E1 E1	E31 ²⁵ N/A
100, 130, 140	C-123	HS4	HG5	HC2	HR2	E1	N/R
All Models	C-157 w/IBT-4102, A Dist.	A105	G136	N/A	D179	E5	E502
All Models	C-175, C-200 w/IBT-4102, A Dist.	A105	G124	C207	D181	E5	E502
All Models	C-175 w/Delco Dist.	A103M	●G126	C167	●D152	N/R	●E30
200, 230, 240, 300, 330, 340	C-123, C-135, C-169	HS4	HG5	HC2	HR2	E1	E31 ²⁵
UC-221, C-263, C-301	IBT-6201, A	A105	G136	C203	D181	E5	E502
350	C-175	HS4	HG5	HC2	HR2	E1	N/R
354	144	A556	G649	N/A	N/A	N/R	E502
400	C-264 Gasoline D-264 Diesel	HS4 HS6	HG5 HG5	HC2 HC2	HR2 HR2	E1 E1	N/R N/R
404, 424	C-135, C-146	HS4	HG5	HC2	HR2	N/R	E31
444	C-146	HS4	HG5	HC2	HR2	N/A	N/A
450	C-281 Gasoline D-281 Diesel	HS4 HS6	HG5 HG5	HC2 HC2	HR2 HR2	E1 E1	E31 ²⁵ N/A
460	C-221	HS4	HG5	HC6	HR2	N/R	E31
464	C-175	HS4	HG5	HC2	HR2	E1	N/R
500, 504	C-153	HS6	HG5	HC2	HR2	N/R	E31
544	C-200, D-239	A103M	●G126	C167	●D152	N/R	●E30
F-544, 1-544, 1-2544, 1-6000, F-544D, 1-544D, 1-2544D	C-200, D-239	N/A	G102A	C150	●D152	N/R	●E30
560	C-263	HS4	HG5	HC6	HR2	N/R	E31
574	C-200, D-239 w/Prestolite Dist.	A103M A105	●G126 G124	C167 C207	●D152 D181	N/R E5	●E30 E502
600	C-350 Gasoline D-350 Diesel	HS4 HS6	HG5 HG5	HC2 HC2	HR2 HR2	E1 E1	E31 ²⁵ E31 ²⁵
606	C-221	HS6	HG5	HC6	HR2	N/R	E31
650	C-350 Gasoline D-350 Diesel	HS4 HS6	HG5 HG5	HC2 HC2	HR2 HR2	E1 E1	E31 ²⁵ E31 ²⁵
656, 660	C-263, C-291, D-283 For Int. Dist. For Delco Mag. Pulse	HS6 N/R	HG5 N/R	HC6 ●C168	HR2 ●D152	N/A N/A	E31 N/A

● A Borg-Warner Brand "P" Version Also Available See Inside Back Cover.

* For Standard Contact Assembly see Conversion Table.

¹ When Coil Bracket is required, refer to Illustrated Bracket Guide.

⁵ For Epoxy Coils see Conversion Table.

²⁵ E40 for 12 Volt Non-Resistor type Coil.

IHC — Cont'd

PARTS FOR DISTRIBUTORS & COILS — Cont'd

Model	For Engine or Distributor	Contact Assembly* Heavy Duty	Con- denser	Cap	Rotor	6 Volt Coil ^{1,5}	12 Volt Coil ^{1,5}
666	C-263, D-283, C-291 For Int. Dist. For Delco Mag. Pulse	HS6 N/R	HG5 N/R	HC6 ●C168	HR2 ●D152	E1 N/A	E31 ²⁵ N/A
674	C-200, D-239	A103M	●G126	C167	●D152	N/A	●E30
706, 756, 766, 806, 826, 856, 2756, 2826, 2856	C-263, C-291, C-301, D-407 For Int. Dist. For Delco Mag. Pulse	HS6 N/R	HG5 N/R	HC6 ●C168	HR2 ●D152	E1 N/A	E31 ²⁵ N/A
2404, 2424	C-135, C-146	HS4	HG5	HC2	HR2	N/R	E31
2444	C-153	HS4	HG5	HC2	HR2	E1	E31 ²⁵
2504	C-153	HS6	HG5	HC2	HR2	N/R	E31
2544	C-200, D-239	A103M	●G126	C167	●D152	N/R	●E30
2576	C-263, C-291, C-301 For Int. Dist. For Delco Mag. Pulse	HS6 N/R	HG5 N/R	HC6 ●C168	HR2 ●D152	N/R N/A	E31 N/A
2606, 2656	C-221, C-263	HS6	HG5	HC6	HR2	N/R	E31
2706, 2756, 2806, 2856	C-263, C-291, C-301 For Int. Dist. For Delco Mag. Pulse	HS6 N/R	HG5 N/R	HC6 ●C168	HR2 ●D152	E1 N/A	E31 ²⁵ N/A
3400, 3450	C-221, C-263	HS6	HG5	HC6	HR2	N/A	E31
3414, 3444	BC144	A556	G649	N/A	N/A	N/A	E502
3514	C-153, C-175 For Int. Dist. For Delco Dist.	HS6 A103M	HG5 ●G126	HC2 C167	HR2 ●D152	E1 N/R	E31 ●E30
3616	C-153, C-175 C-221, C-263	HS6 HS6	HG5 HG5	HC2 HC6	HR2 HR2	N/R N/R	E31 E31
3800, 3850	C-221, C-263	HS6	HG5	HC6	HR2	N/R	E31
1-6000D	C-200, D-239	N/A	G102A	C150	●D152	N/R	●E30

PARTS FOR MAGNETOS

INTERNATIONAL MAGNETOS

Magneto Model	Contact Assembly	Con- denser	Cap	Rotor	Coil
F4, F6	HS5	HG2	N/A	N/A	E108
H4	HS3	HG2	HC3	HR3	E108
J4	HS4	HG5	HC2	N/A	N/A

● A Borg-Warner Brand "P" Version Also Available See Inside Back Cover.

* For Standard Contact Assembly see Conversion Table.

¹ When Coil Bracket is required, refer to Illustrated Bracket Guide.

⁵ For Epoxy Coils see Conversion Table.
²⁵ E40 for 12 Volt Non-Resistor type Coil.

IHC — Cont'd

PARTS FOR MAGNETOS — Cont'd

FAIRBANKS-MORSE MAGNETOS

Tractor Model	For Magneto Model	Contact Assembly	Con- denser	Coil
A, A-12, AV, B, BN, F-12, F-14, F-20, F-30, H, HV, ID-6, ID-40, IU, IU4, N-30, M, MD, O4, O-6, O-9, O12, O-14, O0-6, P-12, P-20, P-30, T-6, T-20, U-2, U-4, U-6, UD-6, UD-9, UD-14, W-4, W-6, W-12, W-30, WD-6, WO-6, 7, 8, 9, 10, 10-20, 11, 12, 14, 16, 20, 20A, 30, 40, 61, 62, 72, 112, 114, 120, 130, 200, 300, 400, 460, 3X4.....	FMX4A11, FMX4B11, FMX4B11A	FS11 FS13	WG30 WG30	FM200 E125
19, T9, W9.....				

See Magneto
Guides For Additional
Information

CHARGING SYSTEM PARTS

PARTS FOR ALTERNATORS

Model	For Engine or Alternator	Volts	Voltage Regulator ⁵³	Brush Holder Assembly	Brush Set	Positive Diode (3 Used)	Negative Diode (3 Used)	Hardware Kit	Diode Trio	Alt. Con- denser
Hydro 70D	C-291, D-312	12	●R291	X303	X301	SC5 Assembly ⁷		SC124	SC113	N/A
Hydro, 86D, 126D, 140D, 186D, 686, D	C-291, D-310, D-312, D-436	12	●R291	X303	X301	SC5 Assembly ⁷		SC124	SC113	N/A
	1100578, 83, 93	12	●R291	X303	X301	SC5 Assembly ⁷		SC124	SC113	N/A
	1102920, 21, 40	12	●R291	X359	N/A	SC5 Assembly ⁷		SC124	SC113	N/A
Cub, F-140, F-140HC.....	C-60, C-123	12	●R291	X303	X301	SC5 Assembly ⁷		SC124	SC113	N/A
	1100578	12	●R291	X303	X301	SC5 Assembly ⁷		SC124	SC113	N/A
	1102940	12	●R291	X359	N/A	SC5 Assembly ⁷		SC124	SC113	N/A
248	1014220-C91, 1058309-C1	12	R587	N/A	N/A	N/A	N/A	N/A	N/A	N/A
354, 404, 424, 444	All	12	R310	X302	X293	SC2P	SC2N	N/R	N/R	N/A
454	All 1100805	12	R310	X302	X293	SC2P	SC2N	N/R	N/R	N/A
	C-157 1100593	12	●R291	X303	X301	SC5 Assembly ⁷		SC124	SC113	N/A
464, D	C-175 Gas, D-179 Diesel	12	●R291	X303	X301	SC5 Assembly ⁷		SC124	SC113	N/A
	42 Amp. 1102920, 40	12	●R291	X359	N/A	SC5 Assembly ⁷		SC124	SC113	N/A
500C	G-146 Gas D-155 Diesel 1100805	12	R310	X302	X293	SC2P	SC2N	N/R	N/R	G80
504	C-152, 153, D-188	12	●R281	X302	X293	SC2P	SC2N	N/R	N/R	G80
544, 574, D.....	C-200, D-239	12	●R281	X302	X293	SC2P	SC2N	N/R	N/R	G80
	42 Amp. 1102920, 40	12	●R291	X359	N/A	SC5 Assembly ⁷		SC124	SC113	N/A
606	C-221, D-236, C-263	12	●R281	X302	X293	SC2P	SC2N	N/R	N/R	G80
656, D	C-263, D-282	12	●R281	X302	X293	SC2P	SC2N	N/R	N/R	G80
	1100805, 83	12	R310	X302	X293	SC2P	SC2N	N/R	N/R	N/A
664	D-239	12	●R281	X302	X293	SC2P	SC2N	N/R	N/R	G80
666, D	C-291	12	●R281	X302	X293	SC2P	SC2N	N/R	N/R	G80
	D-312 1100578, 93	12	●R291	X303	X301	SC5 Assembly ⁷		SC124	SC113	N/A

● A Borg-Warner Brand "P" Version Also Available See
Inside Back Cover.

⁷ Diode Bridge contains 3 Negative and 3 Positive Diodes.

⁵³ R622 available for Delco-Remy Alternator type Regulators.

IHC — Cont'd

CHARGING SYSTEM PARTS — Cont'd

PARTS FOR ALTERNATORS — Cont'd

Model	For Engine or Alternator	Volts	Voltage Regulator ⁵³	Brush Holder Assembly	Brush Set	Positive Diode (3 Used)	Negative Diode (3 Used)	Hardware Kit	Diode Trio	Alt. Con- denser
674, D, RC, RCD ..	C-200 1100593	12	●R291	X303	X301	SC5 Assembly ⁷		SC124	SC113	N/A
	D-239 1100578 42 Amp. 1102920, 40		●R291	X359	N/A	SC5 Assembly ⁷		SC124	SC113	N/A
686, D	C-291, D-310, D-312 1100578, 83, 93	12	●R291	X303	X301	SC5 Assembly ⁷		SC124	SC113	N/A
706, 756, D, DA, 766, 806	C-263, D-282, C-291, D-310, D-360, D-361	12	●R281	X302	X293	SC2P	SC2N	N/R	N/R	G80
826D, 2826D	D-358 32 Amp. 1100805	12	R310	X302	X293	SC2P	SC2N	N/R	N/R	N/A
	55 Amp. 1100791	12	●R281	X302	X293	SC2P	SC2N	N/R	N/R	N/A
886D	D-358, D-360 1102920, 21, 1103171, 83, 84	12	●R291	X359	N/A	SC5 Assembly ⁷		SC124	SC113	N/A
966, D, 1066, D ...	D-414, DT-414 1100578, 87, 93	12	●R291	X303	X301	SC5 Assembly ⁷		SC124	SC113	N/A
986D, 1086D	D-436, DT-414, B 1102920, 21, 1103171, 83, 84	12	●R291	X359	N/A	SC5 Assembly ⁷		SC124	SC113	N/A
856, 1026, 1206, 1256, 1275, 1456, D	C-291, C-301, D-407, DT-361, DT-407 32 Amp. 55 Amp. 1100587	12	R310	X302	X293	SC2P	SC2N	N/R	N/R	N/A
		12	●R281	X302	X293	SC2P	SC2N	N/R	N/R	N/A
		12	●R291	X303	X301	SC5 Assembly ⁷		SC124	SC113	N/A
All Diesel.....										
1466D, 1468D, 1566D, 1568.....	DT-436, DV-550, B	12	●R291	X303	X301	SC5 Assembly ⁷		SC124	SC113	N/A
1486D, 1586D	DT-436, B	12	●R291	X303	X301	SC5 Assembly ⁷		SC124	SC113	N/A
	72 Amp. 1102922	12	●R291	X359	N/A	SC5 Assembly ⁷		SC124	SC113	N/A
2400A, B, A-D, B-D	C-157, C-175, D-179	12	●R291	X303	X301	SC5 Assembly ⁷		SC124	SC113	N/A
2404, 2424, 2444 .	C-153, BD-154	12	R310	X302	X293	SC2P	SC2N	N/R	N/R	N/A
2500 A-D, B, B-D..	C-200 Gas. D-239 1100593, 78	12	●R291	X303	X301	SC5 Assembly ⁷		SC124	SC113	N/A
2544	C-200, D-239	12	●R281	X302	X293	SC2P	SC2N	N/R	N/R	N/A
2606, 2656, D, 2706	C-263, D-236, D-282	12	●R281	X302	X293	SC2P	SC2N	N/R	N/R	N/A
	1100805, 883	12	R310	X302	X293	SC2P	SC2N	N/R	N/R	N/A
2756, D	C-291, D-310	12	●R281	X302	X293	SC2P	SC2N	N/R	N/R	N/A
2806, 2826, 56	C-301, D-361, D-407	12	●R281	X302	X293	SC2P	SC2N	N/R	N/R	N/A
3088, 3288, 3688 .	D-358, D-466 1100170, 71	12	●R291	X359	N/A	SC5 Assembly ⁷		SC124	SC113	N/A
	1101440	12	●R291	N/A	N/A	N/A	N/A	N/A	SC113	N/A
	1105164	12	N/A	X359	N/A	SC111 Assembly ⁷		N/A	SC113	N/A
	1105178	12	●R291	X359	N/A	SC111 Assembly ⁷		N/A	SC113	N/A
	1105538	12	N/A	N/A	N/A	N/A	N/A	N/A	SC113	N/A

● A Borg-Warner Brand "P" Version Also Available See Inside Back Cover.

⁷ Diode Bridge contains 3 Negative and 3 Positive Diodes.

⁵³ R622 available for Delco-Remy Alternator type Regulators.

IHC — Cont'd

CHARGING SYSTEM PARTS — Cont'd

PARTS FOR ALTERNATORS — Cont'd

Model	For Engine or Alternator	Volts	Voltage Regulator ⁵³	Brush Holder Assembly	Brush Set	Positive Diode (3 Used)	Negative Diode (3 Used)	Hardware Kit	Diode Trio	Alt. Con- denser
3400A, DA	C-157 Gas, C-175 Gas	12	●R291	X303	X301	SC5 Assembly ⁷		SC124	SC113	N/A
	D-179 Diesel 1100805	12	R310	X302	X293	SC2P	SC2N	N/R	N/R	N/A
3444	BC-144, BD-154	12	R310	X302	X293	SC2P	SC2N	N/R	N/R	N/A
3500A, AD	C-200 Gas, D-239 Diesel w/Built-in Reg. 1100578, 93	12	●R291	X303	X301	SC5 Assembly ⁷		SC124	SC113	N/A
3514, 16, 3616	C-153, C-173, D-188, C-221, D-236, C-363, D-282, D-239	12	R310	X302	X293	SC2P	SC2N	N/R	N/R	N/A
3800, 3850	C-263, D-282, D-291 1100791	12	R310	X302	X293	SC2P	SC2N	N/R	N/R	N/A
		12	●R281	X302	X293	SC2P	SC2N	N/R	N/R	N/A
4100, D, 4156, D, 4300	DT-429, DT-817 1100791	12	R310	X302	X293	SC2P	SC2N	N/R	N/R	N/A
		12	●R281	X302	X293	SC2P	SC2N	N/R	N/R	N/A
4166D, Hydro 100D	DT-436, 466	12	●R291	X303	X301	SC5 Assembly ⁷		SC124	SC113	N/A
4186D, 4386D, 4586D	DT-436, DT-466, DVT-800 1100578, 87, 93, 1102375 1102922	12	●R291	X303	X301	SC5 Assembly ⁷		SC124	SC113	N/A
		12	●R291	X359	N/A	SC5 Assembly ⁷		SC124	SC113	N/A
4366D	DT-466 1100593, 78, 87	12	●R291	X303	X301	SC5 Assembly ⁷		SC124	SC113	N/A
4500A, A-D, B, B-D	C-157 Gas, D-179 Diesel	12	●R291	X303	X301	SC5 Assembly ⁷		SC124	SC113	N/A
5088, 5288, 5488	D-436, DT-466 1100170, 71 1101440 1105164 1105178 1105538	12	●R291	X359	N/A	SC5 Assembly ⁷		SC124	SC113	N/A
		12	●R291	N/A	N/A	N/A	N/A	N/A	SC113	N/A
		12	N/A	X359	N/A	SC111 Assembly ⁷		N/A	SC113	N/A
		12	●R291	X359	N/A	SC111 Assembly ⁷		N/A	SC113	N/A
		12	N/A	N/A	N/A	N/A	N/A	N/A	SC113	N/A
		12	N/A	N/A	N/A	N/A	N/A	N/A	SC113	N/A
6000	1100791, 805	12	●R281	X302	X293	SC2P	SC2N	N/R	N/R	G80
6388, 6588, 6788, 7388, 7588, 7788	DT-436, DT-466, DTI-466, V-800 1100170, 71 1101440 1105164 1105178 1105538 1117641	12	●R291	X359	N/A	SC5 Assembly ⁷		SC124	SC113	N/A
		12	●R291	N/A	N/A	N/A	N/A	N/A	SC113	N/A
		12	N/A	X359	N/A	SC111 Assembly ⁷		N/A	SC113	N/A
		12	●R291	X359	N/A	SC111 Assembly ⁷		N/A	SC113	N/A
		12	N/A	N/A	N/A	N/A	N/A	N/A	SC113	N/A
		12	N/A	N/R	N/R	SC5 Assembly ⁷		SC124	N/A	N/A
7088, 7288, 7488	DT-436, DT466 1105538	12	N/A	N/A	N/A	N/A	N/A	N/A	SC113	N/A
21206, 21256, 21456	DT-361, D-407	12	●R281	X302	X293	SC2P	SC2N	N/R	N/R	N/A

● A Borg-Warner Brand "P" Version Also Available See Inside Back Cover.

⁷ Diode Bridge contains 3 Negative and 3 Positive Diodes.

⁵³ R622 available for Delco-Remy Alternator type Regulators.

IHC — Cont'd

CHARGING SYSTEM PARTS — Cont'd

PARTS FOR GENERATORS

Model	Engine	Volts	For Generator Number	Voltage Regulator ²⁹	Voltage Regulator Fuse	Brush Set	Brush Spring (2 Used)	Bushing
340	C-135 Gasoline & LPG	6	All	R195	RF35	X270	SC202	N/A
		12	All	R198	RF35	X270	SC202	N/A
	D-166 Diesel	12	1100402	R198	RF35	X270	SC202	N/A
		12	1100403	R319	RF35	X270	SC202	N/A
350, 400	C-135, C-175 Gasoline & LPG Gasoline, LPG & Diesel	6	All	R195	RF35	X349	N/A	GB203
		12	All	R198	RF35	X349	N/A	GB203
354	All	12	For Generator	R319	RF35	X270	SC202	N/A
404, 424	C-135, C-146, BD 154	12	All	R319	RF35	X270	SC202	N/A
444	C-153, D-154	12	1100409, 22	R319	RF35	X270	SC202	N/A
450	C-281 Gasoline, LPG D-281 Diesel	12	All	R198	RF35	X270	SC202	N/A
		12	All	R198	RF35	X349	N/A	GB203
454	D-154	12	All	R319	RF35	X270	SC202	N/A
460	C-221, D-236	12	1100355, 56	R198	RF35	X270	SC202	N/A
		12	1100394, 95	R198 ²⁴	RF35	X270	SC202	N/A
		12	1100391, 92	R319	RF35	X270	SC202	N/A
464	All	12	For Generator	R319	RF35	X270	SC202	N/A
504	C-152, C-153, D-188	12	1100402, 03, 09	R319	RF35	X270	SC202	N/A
560	C-263, D-282	12	1100355, 56	R198	RF35	X270	SC202	N/A
		12	1100391, 94, 95, 96	R198	RF35	X270	SC202	N/A
600	C-350, D-350	12	All	R198	RF35	X270	SC202	N/A
606	C-221, D-236, C-263	12	Generator	R319	RF35	X270	SC202	N/A
650	C-350, D-350	12	All	R198	RF35	X270	SC202	N/A
656, D	C-263, D-282	12	Generator	R319	RF35	X270	SC202	N/A
660	C-221, C-263, D-282	12	1100292, 392	R319	RF35	X270	SC202	N/A
		12	1100395	R198	RF35	X270	SC202	N/A
706	C-263, D-282	12	Generator	R319	RF35	X270	SC202	N/A
806	C-291, D-310, D-361	12	Generator	R319	RF35	X270	SC202	N/A
1606, 1660	C-221, C-263	12	All	R319	RF35	X270	SC202	N/A
2404, 2424	C-135, C-146, BD-154	12	All	R319	RF35	X270	SC202	N/A
2444	C-153, D-154	12	1100409, 22	R319	RF35	X270	SC202	N/A
2500, A, 2504	C-153, D-188	12	All	R319	RF35	X270	SC202	N/A
2606, 2656, 2706	C-263, D-236, D-282	12	Generator	R319	RF35	X270	SC202	N/A
2806	C-301, D-361	12	Generator	R319	RF35	X270	SC202	N/A
3414	BC-144, C-144, C-153, D-154, D-188	12	All	R319	RF35	X270	SC202	N/A
3444	BC-144, BD-154	12	Generator	R319	RF35	X270	SC202	N/A
3514, 3516	C-153, D-188, C-173, C-221, D-236, C-363, D-282, D-239	12	Generator	R319	RF35	X270	SC202	N/A
3616	C-221, D-236	12	Generator	R319	RF35	X270	SC202	N/A
3800, D, 3850, D	C-263, D-282, D-291	12	Generator	R319	RF35	X270	SC202	N/A

²⁴ R198 for 1962 Models.²⁹ Shock Mounting Package R706 available for Delco-Remy type Generators.

IHC — Cont'd

CHARGING SYSTEM PARTS — Cont'd

PARTS FOR GENERATORS — Cont'd

Model	Engine	Volts	For Generator Number	Voltage Regulator ²⁹	Voltage Regulator Fuse	Brush Set	Brush Spring (2 Used)	Bushing
Cub	C-60	6	1101355, 423	R193 ⁶	RF35	X360	N/A	GB203
		6	1100501	R195	RF35	X349	N/A	GB203
		6	1100531	R195	RF35	X349	N/A	GB203
		6	1100055	N/A	N/A	X270	SC202	N/A
		12	1100401	R198	RF35	X270	SC202	N/A
		12	1101693	R199	RF35	X354	SC202	N/A
Cub Cadet	86, 106, 107, 8, 9, 126, 127, 28, 29, 147, 49 Kohler	12	1101691, 92	R198	N/A	X354	SC202	N/A
Cub Cadet	Kohler K-161, K-241, K-301 C-60	12	All	R198	RF35	X354	SC202	N/A
		12	1101693, 98	R199	RF35	X354	SC202	N/A
Cub 154 "LoBoy"	C-10	12	1100401	R199	RF35	X354	SC202	N/A
LoBoy	C-60	6	1100531	R195	RF35	X349	N/A	GB203
		6	1100055	N/A	N/A	X270	SC202	N/A
		12	All	R198	RF35	X270	SC202	N/A
		12	1100401	R198	N/A	X270	SC202	N/A
A, AV, B, BN, C	C-113	6	All	R193 ⁶	RF35	X360	N/A	GB203
Super A, Super AV, Super C	C-113	6	1101355	R193 ⁶	RF35	X360	N/A	GB203
		6	1100501	R195	RF35	X349	N/A	GB203
B-275	144 Diesel 1963 144 Diesel 1959-62		Lucas C39P2	N/A	N/A	X514	N/A	N/A
			Lucas	N/A	N/A	X500	N/A	N/A
B-414	144 Diesel, 154 Gas		Lucas	N/A	N/A	X514	N/A	N/A
H	C-152	6	1101355, 423	R193 ⁶	RF35	X360	N/A	GB203
		6	1100501	R195	RF35	X349	N/A	GB203
Super H, HV, Super HV...	C-152, C-164	6	All	R195	RF35	X349	N/A	GB203
M	C-248	6	1101355, 423	R193 ⁶	RF35	X360	N/A	GB203
		6	1100501	R195	RF35	X349	N/A	GB203
Super M	C-264	6	All	R195	RF35	X349	N/A	GB203
MD	D-248	6	All	R195 ⁶	RF35	X360	N/A	GB203
		12	1100972, 1101726	N/A	N/A	X348	N/A	GB203
		12	1100964	R198	RF35	X349	N/A	GB203
		12	1100986	N/A	N/A	X348	N/A	GB203
Super MD, MDV	D-264	12	1100964	R198	RF35	X349	N/A	GB203
Super MD, MDV	D-264	12	1100986	N/A	N/A	X348	N/A	GB203
ML, Super MTA, MV, Super MV, Super MVL ..	C-264	6	All	R195	RF35	X349	N/A	GB203
04, Super 04, 06	C-152, C-248	6	1101355, 423	R193 ⁶	RF35	X360	N/A	GB203
		6	1100501	R195	RF35	X349	N/A	GB203
ODS6, Super ODS6	D-248	12	1100964	R198	RF35	X349	N/A	GB203
		12	1100986	N/A	N/A	X348	N/A	GB203
OS4, Super OS4, OS6, Super OS6	C-152, C-248	6	1101355, 423	R193 ⁶	RF35	X360	N/A	GB203
		6	1100501	R195	RF35	X349	N/A	GB203
09, W-4, W-6	C-152, C-248, C-335	6	All	R193 ⁶	RF35	X360	N/A	GB203
Super W-4 & All Super W-6 Series	C-264, D-264	6	All	R195	RF35	X349	N/A	GB203
W-9	C-335	6	All	R193 ⁶	RF35	X360	N/A	GB203

⁶ R193K Resistor Package required.²⁹ Shock Mounting Package R706 available for Delco-Remy type Generators.

IHC — Cont'd

CHARGING SYSTEM PARTS — Cont'd

PARTS FOR GENERATORS — Cont'd

Model	Engine	Volts	For Generator Number	Voltage Regulator ²⁹	Voltage Regulator Fuse	Brush Set	Brush Spring (2 Used)	Bushing
Super W-9	D-335	6	All	R195	RF35	X349	N/A	GB203
WD-6, WD-9	C-248, D-335	6 12	All All	R195 ⁶ N/A	RF35 N/A	X360 X348	N/A N/A	GB203 GB203
Super WD-6, Super WD-9.	D-264, D-350	12 12	1100964 1100986	R198 N/A	RF35 N/A	X349 X348	N/A N/A	GB203 GB203
WDR9, Super WDR9	D-335, D-350	12	All	R198	RF35	X349	N/A	GB203
WR9, WR9S	C-335	6	All	R195	RF35	X349	N/A	GB203
100, 130	C-123	6	All	R195	RF35	X349	N/A	GB203
140	C-123	6 12 12	All All 1100409	R195 R198 R198	RF35 RF35 RF35	X270 X270 X270	SC202 SC202 SC202	N/A N/A N/A
200, 230	C-123	6	All	R195	RF35	X349	N/A	GB203
240	C-123	6 12	All All	R195 R198	RF35 RF35	X270 X270	SC202 SC202	N/A N/A
300	C-169	6 12	All All	R195 R198	RF35 RF35	X349 X270	N/A SC202	GB203 N/A
330	C-135	6	All	R195	RF35	X270	SC202	N/A

STARTING SYSTEM PARTS

Model	Engine	Volts	For Starter Number	Brush Set	Brush Spring ⁸	D.E. Bushing	C.E. Bushing	Solenoid Switch	Repair Kit	Starter Lever
Cub, LoBoy, 154.	C-60	6 12	All All	X357 X265	N/A SC206	SB0 N/A	SB65 N/A	S612 S88	N/R SR12	N/R N/A
Cub, F-140, HC ..	C-60, C-123	12	1107327, 28	X265	SC206	SB0	SB0	N/R	N/R	N/R
A, AV, Super A, Super AV, B, BN, Super C ...	C-113	6	All	X145	SC204	SB0	N/A	S612	N/R	N/R
H, HV	C-152	6 6	All Exc. 1107448 1107448	X145 X145	SC204 SC204	SB0 SB0	N/A N/A	S612 N/R	N/R N/R	N/R N/R
Super H, Super HV	C-164	6	All	X145	SC204	SB0	N/A	S612	N/R	N/R
M, Super M	C-163, C-264	6 6	All Exc. 1107448 1107448	X145 X145	SC204 SC204	SB0 SB0	N/A N/A	S612 N/R	N/R N/R	N/R N/R
MD, Super MD, MDV, Super MDV	D-248, D-264	12 12	1108913 1108982	X344 ⁸ X346 ⁸	N/A SC902	N/A SB0	SB65 SB0	N/R S24	N/R N/R	N/R N/R
ML, Super ML ...	C-264	6 6	All Exc. 1107448 1107448	X145 X145	SC204 SC204	SB0 SB0	N/A N/A	S612 N/R	N/R N/R	N/R N/R
Super MTA	C-264	6	All	X145	SC204	SB0	N/A	S612	N/R	N/R
MV, Super MV, MVL, Super MVL	C-248, C-264	6 6	All Exc. 1107448 1107448	X145 X145	SC204 SC204	SB0 SB0	N/A N/A	S612 N/R	N/R N/R	N/R N/R
04	C-152	6 6	All Exc. 1107448 1107448	X145 X145	SC204 SC204	SB0 SB0	N/A N/A	S612 N/R	N/R N/R	N/R N/R

⁶ R193K Resistor Package required.⁸ Starters require various quantities of Brushes & Springs. Order as required.²⁹ Shock Mounting Package R706 available for Delco-Remy type Generators.

IHC — Cont'd

STARTING SYSTEM PARTS — Cont'd

Model	Engine	Volts	For Starter Number	Brush Set	Brush Spring ⁸	D.E. Bushing	C.E. Bushing	Solenoid Switch	Repair Kit	Starter Lever
06	C-248	6	All	X145	SC204	SB0	N/A	S612 ²⁰	N/R	N/R
ODS6	D-248	12	All	X344 ⁸	N/A	N/A	SB65	N/A	N/R	N/R
Super ODS6	D-264	12	All	X346 ⁸	SC902	SB0	SB0	N/A	N/R	N/R
OS4	C-152	6	All Exc. 1107448	X145	SC204	SB0	N/A	S612	N/R	N/R
		6	1107448	X145	SC204	SB0	N/A	N/R	N/R	N/R
OS6	C-248	6	All	X145	SC204	SB0	N/A	S612 ²⁰	N/R	N/R
09		6	All	X344 ⁸	N/A	N/A	SB65	S612	N/R	N/R
W4	C-152	6	All Exc. 1107448	X145	SC204	SB0	N/A	S612	N/R	N/R
		6	1107448	X145	SC204	SB0	N/A	N/R	N/R	N/R
Super W4	C-164	6	All	X145	SC204	SB0	N/A	S612	N/R	N/R
W6, Super W6 ...	C-248	6	All	X145	SC204	SB0	N/A	S612 ²⁰	N/R	N/R
Super W6TA	C-264	6	All	X145	SC204	SB0	N/A	S612	N/R	N/R
W9, Super W9 ...	C-335	6	All	X344 ⁸	N/A	N/A	SB65	S612	N/R	N/R
WD-6, Super WD-6	D-248, D-264	12	1108913	X344 ⁸	N/A	N/A	SB65	N/R	N/R	N/R
		12	1108982	X346 ⁸	SC902	SB0	SB0	S24	N/R	N/R
WD-9, WDR-9 ...	D-335	12	All	X344 ⁸	N/A	N/A	SB65	S612	N/R	N/R
Super WD9, Super WDR9 ...	D-350	12	1108944	X344 ⁸	N/A	N/A	SB65	S612	N/R	N/R
		12	1113012	X291	N/A	N/A	SB138	S612	N/R	N/R
WR9	C-335	6	All	X344 ⁸	N/A	N/A	SB65	S612	N/R	N/R
WR9S	C-335	6	1108943	X344 ⁸	N/A	N/A	SB65	S612	N/R	N/R
		6	1113011	X291	N/A	N/A	SB138	S612	N/R	N/R
100, 130	C-123	6	All	X145	SC204	SB0	N/A	S612	N/R	N/R
140	C-123	6	1107093, 174	X145	SC204	SB0	N/A	S612 ²⁰	N/R	N/R
		6	1108096	X265	SC206	SB0	SB0	S612	N/R	N/R
		12	1107238	X265	SC206	SB0	SB0	S72	N/R	N/R
Hydro 70	C-291	12	1107854	X291	SC206	N/A	N/A	●S100	SR16	SC212
Hydro 70D	D-312	12	1113201	X291	N/A	SB148	SB138	S120	SR24	N/A
Hydro 100D	D-436	12	1113684, 440	X347 ⁸	N/A	SB148	N/A	N/A	N/R	N/A
		12	1107328	X265	SC206	SB0	SB0	N/R	N/R	N/R
Hydro 84	D-246	12	1993705	X397	N/A	SB148	SB148	S5131	N/R	N/A
Hydro 84D	D-246	12	1113690	X291	N/A	N/A	SB138	S120	SR24	N/A
Hydro 186D	D-436	12	1113434, 40	X347 ⁸	N/A	SB148	N/A	N/A	N/R	N/A
200, 300	C-123	6	All	X145	SC204	SB0	N/A	S612	N/R	N/R
240	C-123	6	1107174	X145	SC204	SB0	N/A	S612 ²⁰	N/R	N/R
		6	1107491	X265	SC206	SB0	SB0	S612 ²⁰	N/R	N/R
		6	1108098	X265	SC206	SB0	SB0	S79	N/R	N/R
		12	1107886	X265	SC206	SB0	SB0	N/A	N/R	N/R
300	C-169	6	All	X145	SC204	SB0	N/A	S79	N/R	N/R
		12	All	X145	SC204	N/A	SB138	S72	N/R	N/R
330	C-135	6	All	X145	SC204	SB0	N/A	S79	N/R	N/R

● A Borg-Warner Brand "P" Version Also Available See Inside Back Cover.

²⁰ Use S79 for Solenoid Magnetic Switch.

⁸ Starters require various quantities of Brushes & Springs. Order as required.

IHC — Cont'd

STARTING SYSTEM PARTS — Cont'd										
Model	Engine	Volts	For Starter Number	Brush Set	Brush Spring ⁸	D.E. Bushing	C.E. Bushing	Solenoid Switch	Repair Kit	Starter Lever
340	C-135, Gasoline, LPG, D-166 Diesel	6	1107169	X145	SC204	SB0	N/A	S79	N/R	N/R
		6	1108097	X265	SC206	SB0	SB0	S79	N/R	N/R
		12	1107322	X265	SC206	SB0	SB0	N/R	N/R	N/R
		12	1107545	X291	SC206	SB106	SB138	N/A	N/R	N/R
		12	1108174	N/A	SC204	SB0	N/A	N/A	N/R	N/R
		12	1108673	X145	SC204	N/A	SB138	N/A	N/R	N/A
		24	1108246	X265	SC206	SB65	SB0	N/A	N/R	N/R
350	C-175 Gasoline	6	All	X145	SC204	SB0	N/A	S79	N/R	N/R
		12	All	N/A	SC204	SB0	N/A	N/A	N/R	N/R
	C-175 LPG	12	1108645	X145	SC204	SB137	SB138	N/A	N/R	N/R
		12	1108646	X145	SC204	SB106	SB138	S92	SR12	N/A
	Continental GD-193 Diesel	12	All	X145	SC204	N/A	SB138	●S100	SR16	SC212
354	BC-144	12	All	X265	SC206	N/A	SB0	●S100	SR16	SC212
384	D-179	12	1998343	X322	N/A	SB201	N/A	S941	N/R	SC212
400	C-264 Gasoline C-264 LPG D-264 Diesel	6	All	X145	SC204	SB0	N/A	S79	N/R	N/R
		12	All	X145	SC204	SB138	SB138	S72	N/R	N/R
		12	1108996	X306 ⁸	SC902	SB0	SB0	N/A	N/R	N/A
		12	1113034	X291	N/A	SB137	SB138	S120	SR24	N/A
404	C-135	12	All	X265	SC206	SB65	SB0	●S100	SR16	SC212
424, 444	C-146 C-153 BD-154	12	1107364	X265	SC206	SB65	SB0	●S100	SR16	SC212
		12	1108323	X265	SC206	SB65	SB0	●S100	SR10	SC212
		12	1107585	X291	SC206	N/A	SB138	●S100	SR16	SC212
450, W-450	C-281 Gasoline C-281 LPG D-281 Diesel	12	All	N/A	SC204	SB0	N/A	N/A	N/R	N/R
		12	All	X145	SC204	N/A	SB138	S92	SR12	N/A
		12	All	X291	N/A	SB137	SB138	S120	SR24	N/A
454, D	C-157, C-175 C-179, C-200 D-154, D-179	12	1108394	X265	SC206	N/A	SB135	●S100	SR10	SC212
		12	1113203	X291	N/A	SB148	SB138	S120	SR24	N/A
		12	1113690	X291	N/A	N/A	SB138	S120	SR24	N/A
		12	1107585	X291	SC206	N/A	SB138	●S100	SR16	SC212
		12	1107867	X291	SC206	N/A	N/A	●S100	SR16	SC212
460	C-221 Gasoline C-221 LPG, D-236 Diesel	12	All	X265	SC206	SB65	SB0	●S100	SR16	SC212
		12	1107543, 64	X291	SC206	N/A	SB138	●S100	SR16	SC212
		12	1108642, 57	X145	SC204	SB106	SB138	●S100	SR16	SC212
464, D	C-175, D-179	12	All	X291	SC204	SB0	N/A	●S100	SR16	SC212
		12	1107867	X291	SC206	N/A	N/A	●S100	SR16	SC212
		12	1108394	X265	SC206	N/A	SB135	●S100	SR10	SC212
		12	1113203	X291	N/A	SB148	SB138	S120	SR24	N/A
		12	1113690	X291	N/A	N/A	SB138	S120	SR24	N/A
484	D-179	12	1107867	X291	SC206	N/A	N/A	●S100	SR16	SC212
		12	1108394	X265	SC206	N/A	SB135	●S100	SR10	SC212
		12	1113203	X291	N/A	SB148	SB138	S120	SR24	N/A
		12	1113690	X291	N/A	N/A	SB138	S120	SR24	N/A
504	C-153 D-188	12	All	X265	SC206	SB65	SB0	●S100	SR16	SC212
		12	All	X291	SC206	N/A	SB138	●S100	SR16	SC212
544	C-200 D-239	12	1107854	X291	SC206	N/A	N/A	●S100	SR16	SC212
		12	1108334, 44	X265	SC206	SB65	SB0	●S100	SR10	SC212
		12	1113198	X291	N/A	SB148	SB138	S120	SR24	N/A
		12	1113201, 680	X291	N/A	SB148	SB138	S120	SR24	N/A
560	C-263 Gasoline C-263 LPG D-282 Diesel	12	All	X265	SC206	SB65	SB0	●S100	SR16	SC212
		12	1107543	X291	SC206	N/A	SB138	●S100	SR16	SC212
		12	1108642, 657	X145	SC204	SB106	SB138	●S100	SR16	SC212
		12	All	X291	N/A	SB137	SB138	S120	SR24	N/A

● A Borg-Warner Brand "P" Version Also Available See Inside Back Cover.

⁸ Starters require various quantities of Brushes & Springs. Order as required.

IHC — Cont'd

STARTING SYSTEM PARTS — Cont'd

Model	Engine	Volts	For Starter Number	Brush Set	Brush Spring ⁸	D.E. Bushing	C.E. Bushing	Solenoid Switch	Repair Kit	Starter Lever
574, D	C-157, C-200, D-239	12	1108394	X265	SC206	N/A	SB135	●S100	SR10	SC212
		12	1107867	X291	SC206	N/A	N/A	●S100	SR16	SC212
		12	1113690	X291	N/A	N/A	SB138	S120	SR24	N/A
		12	1113203	X291	N/A	SB148	SB138	S120	SR24	N/A
584	D-206	12	1107867	X291	SC206	N/A	N/A	●S100	SR16	SC212
		12	1108394	X265	SC206	N/A	SB135	●S100	SR10	SC212
		12	1113203	X291	N/A	SB148	SB138	S120	SR24	N/A
		12	1113690	X291	N/A	N/A	SB138	S120	SR24	N/A
		12	1998343	X322	N/A	SB201	N/A	S941	N/R	SC212
600	D-350	12	All	X291	N/A	SB137	SB138	S120	SR24	N/A
606	C-221 Gasoline	12	All	X265	SC206	SB65	S80	●S100	SR16	SC212
	C-221 LPG, D-236 Diesel	12	All	X291	SC206	N/A	SB138	●S100	SR16	SC212
650	D-350 Diesel	12	All	X291	N/A	SB137	SB138	S120	SR24	N/A
656, D	C-263 Gasoline	12	All	X265	SC206	SB65	S80	●S100	SR16	SC212
	C-263 LPG	12	All	X291	SC206	N/A	SB138	●S100	SR16	SC212
	D-282 Diesel	12	All	X291	N/A	SB148	SB138	S120	SR24	N/A
660	C-263 Gasoline	12	All	X265	SC206	SB65	S80	●S100	SR16	SC212
	C-263 LPG	12	1107543	X291	SC206	N/A	SB138	●S100	SR16	SC212
	D-282 Diesel	12	1108642, 657	X145	SC204	SB106	SB138	●S100	SR16	SC212
		12	All	X291	N/A	SB137	SB138	S120	SR24	N/A
666, D	D-310, D-312	12	1113197, 98 1113201	X291	N/A	SB148	SB138	S120	SR24	N/A
	C-291	12	1108344	X265	SC206	SB65	S80	●S100	SR10	SC212
	674, D, DRC, RC, RCD	C-157, C-200, D-239	12	1108394	X265	SC206	N/A	SB135	●S100	SR10
12			1107867	X291	SC206	N/A	N/A	●S100	SR16	SC212
12			1113690	X291	N/A	N/A	SB138	S120	SR24	N/A
12			1113203	X291	N/A	SB148	SB138	S120	SR24	N/A
Hydro 686	C-291	12	1107854	X291	SC206	N/A	N/A	●S100	SR16	SC212
Hydro 686D	D-312	12	1109252	X291	N/A	N/A	SB138	●S100	SR16	SC212
		12	1113201	X291	N/A	SB148	SB138	S120	SR24	N/A
684	D-239	12	1998343	X322	N/A	SB201	N/A	S941	N/R	SC212
684D	D-239	12	1113690	X291	N/A	N/A	SB138	S120	SR24	N/A
686, D-A	D-310, D-312	12	1113197, 98 1113201	X291	N/A	SB148	SB138	S120	SR24	N/A
		12	1109252	X265	N/A	N/A	SB138	●S100	SR16	SC212
		12	1108344	X265	SC206	SB65	S80	●S100	SR10	SC212
		12	1108344	X265	SC206	SB65	S80	●S100	SR10	SC212
706, 756, 806, 856	C-263, C-291, C-301 Gasoline, LPG, D-282, D-310, D-361, D-407 Diesel	12	1108691	X291	SC206	N/A	N/A	●S100	SR16	SC212
		12	1108334	X265	SC206	SB65	S80	●S100	SR10	SC212
		12	1113176	X291	N/A	SB148	SB138	S120	SR24	N/A
		12	1113674	N/A	N/A	N/A	N/A	S725	²⁷	N/A
784	D-246	12	1998343	X322	N/A	SB201	N/A	S941	N/R	SC212
784D	D-246	12	1113690	X291	N/A	N/A	SB138	S120	SR24	N/A

● A Borg-Warner Brand "P" Version Also Available See Inside Back Cover.

⁸ Starters require various quantities of Brushes & Springs. Order as required.

²⁷ SR13 for Solenoids w/Oval Face Plate; SR26 for Solenoids w/Square Face Plate.

IHC — Cont'd

STARTING SYSTEM PARTS — Cont'd										
Model	Engine	Volts	For Starter Number	Brush Set	Brush Spring ⁸	D.E. Bushing	C.E. Bushing	Solenoid Switch	Repair Kit	Starter Lever
826, D	C-301 Gas & LPG	12	1108334	X265	SC206	SB65	SB135	●S100	SR10	SC212
	D-358 Diesel	12	1113685	X291	N/A	SB148	N/A	S120	SR24	N/A
884D	D-268	12	1113690	X291	N/A	N/A	SB138	S120	SR24	N/A
886D	D-358, D-360	12	1113439, 46	N/A	N/A	SB148	N/A	S674	N/R	N/A
966, 1066D	DT-414	12	1113647	X291	N/A	SB148	SB138	S120	SR24	SC212
		12	1113684	X347 ⁸	N/A	SB148	N/A	N/A	N/R	N/A
986D, 1086D	D-436, DT-414, B	12	1113439, 46	N/A	N/A	SB148	N/A	S674	N/R	N/A
1206, 1256	DT-361, DT-407	12	All	X291	N/A	SB148	SB138	S120	SR24	N/A
1275	C-291	12	1108691	X291	SC206	N/A	N/A	●S100	SR16	SC212
1456, D, 1466D	D-407, DT-436, B	12	1113647	X291	N/A	SB148	SB138	S120	SR24	N/A
1468D	DV-550B	12	1113647	X291	N/A	SB148	SB138	S120	SR24	N/A
		12	1113684	X347 ⁸	N/A	SB148	N/A	N/A	N/R	N/A
1486D	DT-436, B	12	1113446	N/A	N/A	SB148	N/A	S674	N/R	N/A
1566D	DT-436, B	12	1113684	X347 ⁸	N/A	SB148	N/A	N/A	N/R	N/A
		12	1113647	X291	N/A	SB148	SB138	S120	SR24	N/A
1568D	DV-550B	12	1113647	X291	N/A	SB148	SB138	S120	SR24	N/A
1586D	DT-436, B	12	1113439, 46	N/A	N/A	SB148	N/A	S674	N/R	N/A
2126	D-407	12	1113684	X347 ⁸	N/A	SB148	N/A	N/A	N/R	N/A
2400A, B, A-D, B-3	C-157	12	1108394	X265	SC206	N/A	SB135	●S100	SR10	SC212
		12	1113203	X291	N/A	SB148	SB138	S120	SR24	N/A
		12	1107867	X291	SC206	N/A	N/A	●S100	SR16	SC212
		12	1113690	X291	N/A	N/A	N/A	S120	SR24	N/A
2404	C-135	12	All	X265	SC206	SB65	SB0	●S100	SR16	SC212
2424, 2444, D	C-146 C-153 BD-154	12	1107364	X265	SC206	SB65	SB0	●S100	SR16	SC212
		12	1108323	X265	SC206	SB65	SB0	●S100	SR10	SC212
		12	1107585	X291	SC206	N/A	SB138	●S100	SR16	SC212
2500A-D, B-D	C-200, C-239	12	1113203	X291	N/A	SB148	SB138	S120	SR24	N/A
		12	1108394	X265	SC206	N/A	SB135	●S100	SR10	SC212
		12	1107867	X291	SC206	N/A	N/A	●S100	SR16	SC212
		12	1113690	X291	N/A	N/A	N/A	S120	SR24	N/A
2504	C-153 Gasoline D-188 Diesel	12	All	X398	SC206	SB65	SB0	●S100	SR16	SC212
		12	All	X291	SC206	N/A	SB138	●S100	SR16	SC212
2544	C-200 Gas D-239	12	1107854	X291	SC206	N/A	N/A	●S100	SR16	SC212
		12	1108344	X265	SC206	SB65	SB0	●S100	SR10	SC212
		12	1113198	X291	N/A	SB148	SB138	S120	SR24	N/A
		12	1113201, 680	X291	N/A	SB148	SB138	S120	SR24	N/A
2606	D-236 Diesel	12	All	X291	N/A	SB137	SB138	S120	SR24	N/A
2656, D	C-263 Gasoline C-263 LPG D-282 Diesel	12	All	X265	SC206	SB65	SB0	●S100	SR16	SC212
		12	All	X291	SC206	SB65	SB0	●S100	SR16	SC212
		12	All	X291	N/A	SB148	SB138	S120	SR24	N/A
2706, 2756, D, 2806, 2856	C-263, C-291, C-301 Gas, LPG D-282, D-310, D-361, D-407 Diesel	12	All	X265	SC206	SB65	SB0	●S100	SR16	SC212
		12	All	X291	N/A	SB148	SB138	S120	SR24	N/A
2826D	D-358	12	1113685	X291	N/A	SB148	N/A	S120	SR24	N/A

● A Borg-Warner Brand "P" Version Also Available See Inside Back Cover.

⁸ Starters require various quantities of Brushes & Springs. Order as required.

IHC — Cont'd

STARTING SYSTEM PARTS — Cont'd

Model	Engine	Volts	For Starter Number	Brush Set	Brush Spring ^a	D.E. Bushing	C.E. Bushing	Solenoid Switch	Repair Kit	Starter Lever
3088, 3288, 3688	D-358, D-466	12	1113446	X362	N/A	SB148	N/A	S674	N/R	N/A
		12	1990322	X397	N/A	SB148	SB148	N/A	N/R	N/A
		12	1998375	X322	N/A	SB201	N/A	S941	N/R	SC212
3400A-D	C-175 D-179	12	1108394	X265	SC206	N/A	SB135	●S100	SR10	SC212
		12	1107867	X291	N/A	N/A	N/A	●S100	SR16	SC212
		12	1113690	X291	N/A	N/A	N/A	S120	SR24	N/A
3414, 3444	BC-144, C-154 Gasoline BD-154, D-154	12	All	X265	SC206	N/A	SBO	●S100	SR16	SC212
		12	All	X291	SC206	N/A	SB138	●S100	SR16	SC212
3500AD, DA	D-239	12	1107867	X291	SC206	N/A	N/A	●S100	SR16	SC212
		12	1113690	X291	N/A	N/A	N/A	S120	SR24	N/A
		12	1108394	X265	SC206	N/A	SB135	●S100	SR10	SC212
		12	1113203	X291	N/A	SB148	SB138	S120	SR24	N/A
3514, 3516	C-188, C-221, C-153 Gasoline, LPG	12	1107744	X265	SC206	SB65	SBO	●S100	SR16	SC212
		12	1107854	X291	SC206	N/A	N/A	●S100	SR16	SC212
		12	1108343	X265	SC206	N/A	SBO	●S100	SR10	SC212
		12	1108344	X265	SC206	SB65	SBO	●S100	SR10	SC212
	D-188, D-236, D-239 Diesel	12	1107543, 64	X291	SC206	N/A	SB138	●S100	SR16	SC212
		12	1107855	X291	SC206	N/A	N/A	●S100	SR16	SC212
		12	1113198	X291	N/A	SB148	SB138	S120	SR24	N/A
		12	1113201, 680	X291	N/A	SB148	SB138	S120	SR24	N/A
3514, D	C-173 Gas Hyd. Trans. Hyd. Trans. D-239	12	1108344	X265	SC206	SB65	SBO	●S100	SR10	SC212
		12	1107854	X291	SC206	N/A	N/A	●S100	SR16	SC212
		12	1113680	X291	N/A	SB148	SB138	S120	SR24	N/A
		12	1113206	X291	N/A	SB148	SB138	S120	SR24	N/A
3616	C-221, D-236	12	1108344	X265	SC206	SB65	SBO	●S100	SR10	SC212
		12	1107855	X291	SC206	N/A	N/A	●S100	SR16	SC212
3800, 3850	C-263 Gasoline, LPG D-282, D-291	12	All	X265	SC206	N/A	SBO	●S100	SR16	SC212
		12	All	X291	N/A	SB148	SB138	S120	SR24	N/A
4100, 4300	DT-429, DT-817 Diesel		All	X306 ^a	SC902	N/A	SB141	N/A	N/R	N/R
4166D	DT-436	12	1113409	X291	N/A	SB148	N/A	S120	SR24	N/A
4186D	DT-436	12	1113398	N/A	N/A	SB148	SB138	N/A	N/R	N/A
4386D	DT-436, TD-446	12	1113413	X347 ^a	N/A	SB148	N/A	N/A	N/R	N/A
4500, B, A-D, B-D	C-157 D-179	12	1108394	X265	SC206	N/A	SB135	●S100	SR10	SC212
		12	1107867	X291	SC206	N/A	N/A	●S100	SR16	SC212
		12	1113690	X291	N/A	N/A	N/A	S120	SR24	N/A
5088, 5288, 5488	D-436, DT-466	12	1113582	X347 ^a	N/A	SB148	N/A	N/A	N/R	N/A
		12	1990311	X397	N/A	SB148	SB148	N/A	N/R	N/A
6000	C-200 D-239	12	1107854	X291	SC206	N/A	N/A	●S100	SR16	SC212
		12	1108344	X265	SC206	SB65	SBO	●S100	SR10	SC212
		12	1113198, 201	X291	N/A	SB148	SB138	S120	SR24	N/A
6388, 6788	DT-436, DT-466	12	1113489	X347 ^a	N/A	SB148	N/A	N/A	N/R	N/A
6788	DT-466	12	1990311	X397	N/A	SB148	SB148	N/A	N/R	N/A
6588, 7388	DT-466, DT1-466	12	1113413	X347 ^a	N/A	SB148	N/A	N/A	N/R	N/A
		12	1990311	X397	N/A	SB148	SB148	N/A	N/R	N/A

● A Borg-Warner Brand "P" Version Also Available See Inside Back Cover.

^a Starters require various quantities of Brushes & Springs. Order as required.

IHC — Cont'd

STARTING SYSTEM PARTS — Cont'd

Model	Engine	Volts	For Starter Number	Brush Set	Brush Spring ^a	D.E. Bushing	C.E. Bushing	Solenoid Switch	Repair Kit	Starter Lever
7088, 7288, 7488	DT-436, DT-466	12	1990311	X397	N/A	SB148	SB148	N/A	N/R	N/A
7588, 7788	V-800	12	1114890	SC168	N/A	SB165	SB141	S725	²⁷	SC182
		12	1990386	N/A	N/A	SB165	SB148	S5019	SR29	N/A
		12	1990483	X395	N/A	SB165	SB148	S5019	SR29	N/A
21216, 21256, 21456	DT-361, DT-407	12	All	X291	N/A	SB148	SB138	S120	SR24	N/A

STARTER DRIVES

Year	Model or Engine	Part No.	Year	Model or Engine	Part No.
1962-57	All Eng. F-140, F-140HC, F-240, F-340, 350, 350HC, 450, 450H, F-460, F-460HC w/Str. 1107093, 1107169, 1107174, 1108038, 1108096, 1108173	SD121	1953-44	All Eng. 04, 06, W4, W6 w/Str. 1107444, 1107448	SD121
1962-44	All Eng. All Models w/Str. 1109603, 1109611 ..	SD135	All	All Eng. All Models w/Str. 1990386, 1990483 ..	SD486
1961-44	All Eng. All Models w/Str. 1107021, 1107044, 1107067, 1107093, 1107448, 1108038	SD121	All	All Eng. All Models w/Str. 1990311, 1993705 ..	SD914

ISEKI TRACTORS

CHARGING SYSTEM PARTS

PARTS FOR ALTERNATORS

Model	Engine	For Alternator Number	Volts	Amps	Voltage Regulator
Misc. Tractors	3AE1-B, 3AF1-B, 3AG1-B, 3AF1-BL, 8BD1	12013077200	12	35	R741
		12140077201	12	20	R741
		12350077200	12	35	R741
		12408077201	12	35	R741
		12461077201	12	35	R741
		12817177200	12	35	R741
		12827077200	12	35	R741
		12977277200	12	55	R741
		12979577200	12	35	R741
		17105877200	12	25	R741
		5001810100	12	35	R741
		6581-200-304-2	12	20	R741
		6581-200-338-0	12	35	R741
		6581-200-349-0	12	35	R741

^a Starters require various quantities of Brushes & Springs. Order as required.

²⁷ SR13 for Solenoids w/Oval Face Plate; SR26 for Solenoids w/Square Face Plate.

JACOBSEN MFG. CO. GARDEN TRACTORS

CHARGING SYSTEM PARTS

PARTS FOR GENERATORS

Model	Engine	Volts	Voltage Regulator	Voltage Regulator Fuse	Brush Set
Chief 100-A	Kohler K-161	12	R220	RF35	X354
Chief 800	Kohler K-181	12	R220	RF35	X354
Chief 1000, 1200	Kohler K-241, K-301	12	R220	RF35	X354
Chief 53028	Kohler K-181	12	R220	RF35	X354
Chief 53031	Lauson H-60	12	R220	RF35	X354
Chief 53035, 53036, 53200	Kohler K-241	12	R220	RF35	X354
Chief 35215, 53275, 53300	Kohler K-301	12	R220	RF35	X354
GT 10	Kohler K-241	12	R220	RF35	X354
GT 12	Kohler K-301	12	R220	RF35	X354

LEYLAND NUFFIELD TRACTORS

PARTS FOR DISTRIBUTORS & COILS

Model	For Engine or Distributor	Contact Assembly*			Rotor	6 Volt Coil ^{1,5}	12 Volt Coil ^{1,5}
		Heavy Duty	Con-denser	Cap			
Mini Tractor	41180	A527	G594	C532	D570	N/A	N/A
154 Diesel & Gas, 425	41241	A527	G594	C532	D570	N/A	N/A

CHARGING SYSTEM PARTS

PARTS FOR ALTERNATORS

Model	Engine	For Alternator Number	Voltage Regulator
253 (3 Cyl.)	Diesel 23640	All	R820
	23774	All	R820
255 & 270	23640, 23778	All	R820
	23725	All	R820
485 & 4100 4 Wheel 285 & 2100 2 Wheel	23778, 23725	All	R820
344 & 384 (4 Cyl. Diesel)	23575, 97, 23661, 37A, 23640	All	R820
245 (3 Cyl. Diesel)	23640	All	R820

PARTS FOR GENERATORS

Model	Engine	For Generator Number	Brush Set
Mini	22772	All	X514

* For Standard Contact Assembly see Conversion Table.

⁵ For Epoxy Coils see Conversion Table.

¹ When Coil Bracket is required, refer to Illustrated Bracket Guide.

LEYLAND NUFFIELD — Cont'd

CHARGING SYSTEM PARTS — Cont'd

PARTS FOR GENERATORS — Cont'd

Model	Engine	For Generator Number	Brush Set
154 Diesel & Gas	22703 22791	All All	X514 X514

LOVE TRACTOR

PARTS FOR DISTRIBUTORS & COILS

Model	Engine or Distributor No.	Contact Assembly*				Dust Cap	Rotor	6 Volt Coil ^{1,5}	12 Volt Coil ^{1,5}
		Heavy Duty	Heavy Duty Pierced	Con-denser	Cap				
C51, CF51	Chrysler 5A, 6A, IAD-4039-1, IAD-4201-1	A81	N/A	G124	C123	N/A	D103	E5	N/R
J-51	Willys CJ2A, 3B, IAD-4008, A	A81	N/A	G124	C110	N/A	D121	E5	N/A

CHARGING SYSTEM PARTS

PARTS FOR GENERATORS

Model	Engine	Volts	For Generator Number	Voltage Regulator ²⁹	Voltage Regulator Fuse	Brush Set	Brush Spring (2 Used)	Bushing
C51, CF51, J-51	All	6	GDZ-4823AM	N/A	N/A	N/A	N/A	GB200
		6	GDZ-6001D	N/A	N/A	X275	N/A	GB202
		6	GGW-4801D	R170	RF45	N/A	N/A	GB202
		6	GHB-4801A	N/A	N/A	N/A	N/A	GB200
		6	CGW-4801D	R118	RF45	X275	N/A	GB202

STARTING SYSTEM PARTS

Model	Engine	Volts	For Starter Number	Brush Set	Brush Spring ⁸	D.E. Bushing	C.E. Bushing	Solenoid Switch	Repair Kit	Starter Lever
C51, CF51, J-51 .	All	6	MAX-4062	X328	N/A	SB64	SB59	N/A	N/R	N/A
		6	MCH-6207	X330	N/A	SB136	SB59	S5	N/R	N/A
		6	MCL-6107	X330	N/A	SB64	SB59	S62	N/R	N/A
		6	MZ-4162	X326	N/A	SB64	SB59	N/A	N/R	N/A

* For Standard Contact Assembly see Conversion Table.

¹ When Coil Bracket is required, refer to Illustrated Bracket Guide.

⁵ For Epoxy Coils see Conversion Table.

⁸ Starters require various quantities of Brushes & Springs. Order as required.

²⁹ Shock Mounting Package R706 available for Delco-Remy type Generators.

MASSEY FERGUSON TRACTORS

(Includes Massey Harris)

PARTS FOR DISTRIBUTORS & COILS									
Model	Engine or Distributor No.	Contact Assembly*							
		Heavy Duty	Heavy Duty Pierced	Con-denser	Cap	Dust Cap	Rotor	6 Volt Coil ^{1,5}	12 Volt Coil ^{1,5}
F 40	Continental Z-134 1112643 1112557, 085	A103M A40H	●A109V A40V	●G126 G102A	C167 C150	N/A C80	●D152 D10	N/R N/R	E502 E40
H-260	Continental H-260	A81	N/A	G136	C110	N/A	D121	E5	E502
MF Special 35, MF 50	Continental Z-134 1112643 1112557, 570, 085	A103M A40H	●A109V A40V	●G126 G102A	C167 C150	N/A C80	●D152 D10	N/R N/R	E502 E40
MF 65	Continental G-176 1112643, 44 1112583, 89	A103M A40H	●A109V A40V	●G126 G102A	C167 C150	N/A C80	●D152 D10	N/R N/R	E502 E40
MF 85, MF 88, MF 90	Continental E223, E242	A40H	A40V	G102A	C150	C80	D10	N/R	E40
MF 20, MF 30, MF 40, MF 165, MF 175, MF 180, MF 181, G & D	Continental G-175, G-206, Z-134, Perkins AG4-212, AG4-236	A103M	●A109V	●G126	C167	N/A	●D152	N/R	E502
MF 135, MF 150	Perkins AG3-152	A103M	●A109V	●G126	N/A	N/A	●D152	N/R	E502
MF 202, MF 204	Continental Z-134	A40H	A40V	G102A	C150	C80	D10	N/R	E40
MF 235	Continental Z-145 1112457	A103M	●A109V	●G126	N/A	N/A	●D152	N/R	E502
MF 255, MF 265	Perkins AG4-212, AG4-236, 1112458, 1112693	A103M	●A109V	●G126	C167	N/A	●D152	N/R	E502
MF-285	Perkins AG4-263, 1112693	A103M	●A109V	●G126	C167	N/A	●D152	N/R	E502
MF 302, MF 304, MF 356	Continental GF-193 1112644 1112583	A103M A40H	●A109V A40V	●G126 G102A	C167 C150	N/A C80	●D152 D10	N/R N/R	E502 E40
MF 1100, 1105	Waukesha F-320G, LPG	A103M	●A109V	●G126	●C168	N/A	●D152	N/R	E502
MF 2135, MF 2200 MF 2500	Continental GT-193, Z-134 Perkins AG3-152	A103M A103M	●A109V ●A109V	●G126 ●G126	C167 N/A	N/A N/A	●D152 ●D152	N/R N/R	E502 E502
MF 3165	Continental GF-193 Perkins AG4-212	A103M	●A109V	●G126	C167	N/A	●D152	N/R	E502
MH 50	Continental Z-134	A40H	A40V	G102A	C150	C80	D10	N/R	E40
MHF 3, MHF 4	Continental E-201, E-208, E-277, E-288, F-124, F-140, F-162, H-260	A81	N/A	G136	C110	N/A	D121	E5	E502
MHF 202	Continental Z-134	A40H	A40V	G102A	C150	C80	D10	N/R	E40
MJA 382, D	Continental E-201, E-208, F-124, F-140, F-162, H-260	A81	N/A	G136	C110	N/A	D121	E5	E502
T020, 30	Continental Z-120, 129	A40H	A40V	G102A	C150	C80	N/A	E1	N/R
T035	Continental Z-134	A40H	A40V	G102A	C150	C80	D10	N/R	E40

● A Borg-Warner Brand "P" Version Also Available See Inside Back Cover.

* For Standard Contact Assembly see Conversion Table.

¹ When Coil Bracket is required, refer to Illustrated Bracket Guide.

⁵ For Epoxy Coils see Conversion Table.

MASSEY FERGUSON — Cont'd

PARTS FOR DISTRIBUTORS & COILS — Cont'd

Model	Engine or Distributor No.	Contact Assembly*					Rotor	6 Volt Coil ^{1,5}	12 Volt Coil ^{1,5}
		Heavy Duty	Heavy Duty Pierced	Con- denser	Cap	Dust Cap			
11 Pony, 16 Pacer, 21 Colt, 22K, 23K, 23 Mustang, 30, K, 33, 44	Continental E-201, F-124, F-140, H-260, H-277, N62, Y91	A81	N/A	G124	C110	N/A	D121	E5	N/R
44-6.....	Continental F-226	A81	N/A	G124	C123	N/A	D103	E5	N/R
55.....	Continental J-382	A81	N/A	G124	C110	N/A	D121	E5	N/R
333, 333RT, RS, HA, 444, 555.....	Continental E-208, ED-208, H-277, J-382	A81	N/A	G124	C110	N/A	D121	E5	E502

CHARGING SYSTEM PARTS

PARTS FOR ALTERNATORS

Model	Engine	Volts	For Alternator Number	Voltage Regulator	Brush Holder Assembly	Brush Set	Positive Diode (3 Used)	Negative Diode (3 Used)	Hard-ware Kit	Diode Trio	Alt. Con- denser
MF 20, 30, 31, 40, 50 ..	Perkins AD3-152	12	1100820	R310	X302	X293	SC2P	SC2N	N/R	N/R	G80
MF 135	Continental Z-145 Perkins AD3-152 Perkins AG3-152	12	1100805, 820	R310	X302	X293	SC2P	SC2N	N/R	N/R	G80
MF 150	Perkins AD3-152 Perkins AG3-152 Caterpillar V8-573	12	1100805, 883	R310	X302	X293	SC2P	SC2N	N/R	N/R	G80
MF 165	Perkins AD4-203 Perkins AG4-212	12	1100805, 821, 22, 28	R310	X302	X293	SC2P	SC2N	N/R	N/R	G80
MF 175, 180..	Perkins AD4-236 Perkins AG4-236	12	1100821, 22	R310	X302	X293	SC2P	SC2N	N/R	N/R	G80
MF 225	Perkins AD4-236	12	1100588, 1102248	●R291	X303	X301	SC5 Assembly ⁷	SC124	SC113	N/A	
		12	1102921	●R291	X359	N/A	SC5 Assembly ⁷	SC124	SC113	N/A	
MF 230, 235, 245.....	Continental Z-145 Perkins AD2-152	12	1100578, 81, 88, 1102848, 1103117	●R291	X303	X301	SC5 Assembly ⁷	SC124	SC113	N/A	
		12	1102920, 21	●R291	X359	N/A	SC5 Assembly ⁷	SC124	SC113	N/A	

● A Borg-Warner Brand "P" Version Also Available See Inside Back Cover.

* For Standard Contact Assembly see Conversion Table.

¹ When Coil Bracket is required, refer to Illustrated Bracket Guide.

⁵ For Epoxy Coils see Conversion Table.

⁷ Diode Bridge contains 3 Negative and 3 Positive Diodes.

MASSEY FERGUSON — Cont'd

CHARGING SYSTEM PARTS — Cont'd

PARTS FOR ALTERNATORS — Cont'd

Model	Engine	Volts	For Alternator Number	Voltage Regulator	Brush Holder Assembly	Brush Set	Positive Diode (3 Used)	Negative Diode (3 Used)	Hardware Kit	Diode Trio	Alt. Condenser
MF 255	Perkins AD4-203 Perkins AG4-212 Perkins AD4-236	12	1100578, 81, 1103117	●R291	X303	X301	SC5 Assembly ⁷		SC124	SC113	N/A
		12	1102920, 21	●R291	X359	N/A	SC5 Assembly ⁷		SC124	SC113	N/A
MF 265	Perkins AD4-236 Perkins AG4-236	12	1100578, 81, 88, 1102848, 1103117	●R291	X303	X301	SC5 Assembly ⁷		SC124	SC113	N/A
		12	1102920, 21	●R291	X359	N/A	SC5 Assembly ⁷		SC124	SC113	N/A
MF 275	Perkins AD4-248	12	1100581, 88, 1102848, 1103117	●R291	X303	X301	SC5 Assembly ⁷		SC124	SC113	N/A
		12	1102921	●R291	X359	N/A	SC5 Assembly ⁷		SC124	SC113	N/A
MF 285, 295..	Perkins AG4-236 Perkins AD4-318	12	1100578, 81, 88, 1102848, 1103117	●R291	X303	X301	SC5 Assembly ⁷		SC124	SC113	N/A
		12	1102920, 21, 1103116	●R291	X359	N/A	SC5 Assembly ⁷		SC124	SC113	N/A
MF1080	Perkins AD4-318	12	1100821, 22	R310	X302	X293	SC2P	SC2N	N/R	N/R	G80
MF 1085	Perkins AD4-318	12	1100578, 81, 88, 1102848	●R291	X303	X301	SC5 Assembly ⁷		SC124	SC113	N/A
		12	1102920, 21	●R291	X359	N/A	SC5 Assembly ⁷		SC124	SC113	N/A
MF 1100	Perkins A6-354 Waukesha F-320G	12	1100805, 20, 21, 22	R310	X302	X293	SC2P	SC2N	N/R	N/R	G80
MF 1105	Perkins ATC6-354	12	1100578, 81, 88, 1102848	●R291	X303	X301	SC5 Assembly ⁷		SC124	SC113	N/A
		12	1102920, 21	●R291	X359	N/A	SC5 Assembly ⁷		SC124	SC113	N/A
	Waukesha F-320G	12	1100821, 22	R310	X302	X293	SC2P	SC2N	N/R	N/R	G80
MF 1130	Perkins A6-354	12	1100805	R310	X302	X293	SC2P	SC2N	N/R	N/R	G80
MF 1135, 1155	Perkins AT6-354 Perkins AV8-510 Perkins AV8-540	12	1100578, 81, 88, 1102848	●R291	X303	X301	SC5 Assembly ⁷		SC124	SC113	N/A
		12	1102920, 21	●R291	X359	N/A	SC5 Assembly ⁷		SC124	SC113	N/A

● A Borg-Warner Brand "P" Version Also Available See Inside Back Cover.

⁷ Diode Bridge contains 3 Negative and 3 Positive Diodes.

MASSEY FERGUSON — Cont'd

CHARGING SYSTEM PARTS — Cont'd

PARTS FOR ALTERNATORS — Cont'd

Model	Engine	Volts	For Alternator Number	Voltage Regulator	Brush Holder Assembly	Brush Set	Positive Diode (3 Used)	Negative Diode (3 Used)	Hard-ware Kit	Diode Trio	Alt. Con-denser
MF 1150, 1500	Perkins AV8-510 Caterpillar 3150	12	1100883	R310	X302	X293	SC2P	SC2N	N/R	N/R	G80
MF 1505, 1805	Caterpillar 3208	12	1100581, 88, 1102848 1102921	●R291 ●R291	X303 X359	X301 N/A	SC5 Assembly ⁷ SC5 Assembly ⁷	SC124 SC124	SC113 SC113	N/A N/A	
MF 1800	Caterpillar 3160, V8-636	12	1100883	R310	X302	X293	SC2P	SC2N	N/R	N/R	G80
MF 2675, 2705, 2745, 2775, 2805 .	Perkins A6-354 Perkins AT6-354 Perkins AV8-540	12	1103116	●R291	X359	N/A	SC5 Assembly ⁷	SC124	SC113	N/A	
MF 2770, 2800	Perkins V8-640	12 12	1100588 1102921	●R291 ●R291	X303 X359	X301 N/A	SC5 Assembly ⁷ SC5 Assembly ⁷	SC124 SC124	SC113 SC113	N/A N/A	
MF 2810, 2830, 2850, 2870, 2890 .	Perkins AT6-354 Perkins ATV8-540 Perkins ATV8-640	12	1103116, 33	●R291	X359	N/A	SC5 Assembly ⁷	SC124	SC113	N/A	
MF 4790, 4800, 4840, 4880, 4900 .	Perkins V8-640 Cummins V8-903, T	12 12	1117641 1117160	N/A R716	N/A N/R	N/A N/R	SC5 Assembly ⁷ SC117 Assembly ⁷	SC124 N/A	SC113 N/A	N/A N/A	
All	All	12 12	265535M1 26504M1, 27380M92, 273802M92, 8MA2003P 1043827M91, RA12N451D	R341 R342 R326	N/A N/A N/A	N/A N/A N/A	N/A N/A N/A	N/A N/A N/A	N/A N/A N/A	N/A N/A N/A	

PARTS FOR GENERATORS

Model	Engine	Volts	For Generator Number	Voltage Regulator ²⁹	Voltage Regulator Fuse	Brush Set	Brush Spring (2 Used)	Bushing
F 40	Continental Z-134	6 12 12	1100530 1100998 1100362	R195 R198 R220	RF35 N/A RF35	X360 X348 X270	N/A N/A SC202	GB203 GB203 N/A
M 65	Perkins 4-203	12	All	R220	RF35	X228	SC202	N/A
MF 10	Lauson HH-100	12	All	R220	RF35	X354	SC202	N/A

● A Borg-Warner Brand "P" Version Also Available See Inside Back Cover.

⁷ Diode Bridge contains 3 Negative and 3 Positive Diodes.

²⁹ Shock Mounting Package R706 available for Delco-Remy type Generators.

MASSEY FERGUSON — Cont'd

CHARGING SYSTEM PARTS — Cont'd

PARTS FOR GENERATORS — Cont'd

Model	Engine	Volts	For Generator Number	Voltage Regulator ²⁹	Voltage Regulator Fuse	Brush Set	Brush Spring (2 Used)	Bushing
MF 25.....	Perkins A4-107	12	All	R220	RF35	X228	SC202	N/A
MF Special 35, MF 50....	Perkins 3A-152, Continental Z-134	12	All	R220	RF35	X270	SC202	N/A
MF 65.....	Perkins 4-203 Continental G-176	12	1101012	R220	RF35	X228	N/A	GB203
		12	1100362, 435, 439	R220	RF35	X270	SC202	N/A
MF 85, MF 88, MF 90, MF Super 90.....	Continental E-242, HD-277, Perkins 4A-300	12	All	R220	RF35	X270	SC202	N/A
MF-130.....	Perkins A4-107	12	All	R220	RF35	X270	N/A	N/A
MF 135, MF 150, MF 165, MF 175, MF 180, G & D.....	Perkins AD3-152, AD4-203, AD4-205, AD4-236, AG3-152, AG4-212, AG4-236 Continental G-176, G-206, Z-134, Z-145	12	All	R220	RF35	X270	SC202	N/A
MR 202, MF 204, MF 302, MF 304, MF 356..	Continental GF-193, Z-134	6	1100530	R195	RF35	X360	N/A	GB203
		12	1100362	R220	RF35	X270	SC202	N/A
		12	1100998	R198	N/A	X348	N/A	GB203
MH 50.....	Continental Z-134	12	All	R198	N/A	X348	N/A	GB203
MHF 3, MHF 4, MJA-382, D, MJD-382D	Continental E-201, E-208, E-277, E-288, F-124, F-140, F-162, H-260	6	All	N/A	N/A	X324	N/A	GB202
		12	GHH-6003A	N/A	N/A	X324	N/A	GB202
		12	1100328	R197	RF35	X270	SC202	N/A
TO 20.....	Continental Z-120	6	1101404	R195 ⁶	RF35	X360	N/A	GB203
		6	1100509	R193	RF35	X349	N/A	N/A
TO 30.....	Continental Z-129	6	All	R195	RF35	X360	N/A	GB203
TO 35.....	Continental Z-134	12	1100364	R220	RF35	X270	N/A	N/A
		12	1100998	R198	N/A	X348	N/A	GB203
	Continental Z-129 23C Diesel	6	All	R195	RF35	X360	N/A	GB203
		12	1100363	R220	RF35	X270	N/A	N/A
12	1101005	R220	RF35	X348	N/A	N/A		
11 Pony, 16 Pacer, 21 Colt, 22, K, 23K, Mustang.....	Continental F-124, F-140, N-62, Y-91	6	All	N/A	N/A	X324	N/A	GB202
30, K, 33.....	Continental E-201, ED-201	6	All	N/A	N/A	X324	N/A	GB202
		12	All	N/A	N/A	X324	N/A	GB202
44.....	Continental H-260, H-277, HD-260	6	All Exc. GJP	N/A	N/A	X324	N/A	GB202
		6	GJP	R704	RF35	X260	N/A	GB200
		12	All	N/A	N/A	X324	N/A	GB202
55.....	Continental J-382, JD-382	6	GHD-6001R	N/A	N/A	X324	N/A	GB202
		6	GJP	R704	RF35	X260	N/A	GB200
		12	GHH-6001D	N/A	N/A	X324	N/A	GB202
303, 333.....	Continental E-208, E-277, E-288, ED-208	12	GHH-6003A	N/A	N/A	X324	N/A	GB202
		12	1100328	R197	RF35	X270	SC202	N/A

⁶ R193K Resistor Package required.²⁹ Shock Mounting Package R706 available for Delco-Remy type Generators.

MASSEY FERGUSON — Cont'd

CHARGING SYSTEM PARTS — Cont'd

PARTS FOR GENERATORS — Cont'd

Model	Engine	Volts	For Generator Number	Voltage Regulator ²⁹	Voltage Regulator Fuse	Brush Set	Brush Spring (2 Used)	Bushing
404, 444, 444LP.....	Continental E-288, H-277, HD-277	12	GHH-6003A	N/A	N/A	X324	N/A	GB202
		12	1100328	R197	RF35	X270	SC202	N/A
406.....	Continental ED-208	12	All	N/A	N/A	X324	N/A	GB202
555.....	Continental J-382, JD-382	6	All	N/A	N/A	X324	N/A	GB202
		12	All	N/A	N/A	X324	N/A	GB202
1001.....	Continental F-208, ED-208	12	GHH-6001D	N/A	N/A	X324	N/A	GB202
		12	1100328	R197	RF35	X270	SC202	N/A
COMPACT TRACTORS								
MF 7, MF 8H, MF 12, G, MF 14.....	Lauson - (Tecumseh) H-70, H-80, H-100, HH-120	12	All	R220	RF35	X354	SC202	N/A

STARTING SYSTEM PARTS

Model	Engine	Volts	For Starter Number	Brush Set	Brush Spring ⁸	D.E. Bushing	C.E. Bushing	Solenoid Switch	Repair Kit	Starter Lever
F 40.....	Continental Z-134	6	All	X357	N/A	SB0	SB65	N/A	N/R	N/R
		12	All	X265	SC206	SB0	SB0	N/A	N/R	N/R
MF 20, MF 30, 31, 40.....	Perkins AD3-152, AD4-203, AG3-152, AGA-212, A4-236	12	1107268	X265	SC206	N/A	SB138	●S100	SR16	SC212
		12	1107329	X265	SC206	SB102	SB0	●S100	SR16	SC212
		12	1107512, 39	X291	SC206	N/A	SB138	●S100	SR16	SC212
		12	1107860	X291	SC206	N/A	N/A	●S100	SR16	SC212
		12	1108396	X265	SC206	SB65	SB0	●S100	SR16	SC212
		12	1108397	X265	SC206	SB65	SB0	●S100	SR16	SC212
MF 20C.....	Continental Z-145	12	1109080	X265	SC206	SB102	N/A	●S100	SR16	SC212
MF 25.....	Perkins A4-107	12	All	X291	N/A	N/A	SB138	●S100	SR16	SC212
MF 35, MF 50, MF 65.....	Continental G-176, Z-134	12	1107226, 654	X265	SC206	SB0	SB0	N/A	N/R	N/R
	Perkins 4-203, 3A-152	12	1107512, 49	X291	SC206	N/A	SB138	●S100	SR16	SC212
	3-152	12	1107503	X399	SC204	SB106	SB138	●S100	SR10	SC212
		12	1108662	X399	SC204	SB106	SB138	●S100	SR16	SC212
MF 60.....	Perkins A4-236	12	1113650	X291	N/A	SB148	SB138	S120	SR24	N/A
		12	1109263	X291	SC206	SB201	N/A	●S100	SR16	SC212
MF 85, MF 88, MF 90, MF Super 90.....	Continental E-242	12	1107728	X265	SC206	SB0	SB0	●S58	N/R	N/R
	Perkins 4A-300, Continental HD-277	12	1113126, 139	N/A	N/A	SB148	SB138	S120	SR24	N/A
MF 130.....	Perkins A4-107	12	All	X265	N/A	SB102	SB0	●S100	SR16	SC212

● A Borg-Warner Brand "P" Version Also Available See Inside Back Cover.

⁸ Starters require various quantities of Brushes & Springs. Order as required.

²⁹ Shock Mounting Package R706 available for Delco-Remy type Generators.

MASSEY FERGUSON — Cont'd

STARTING SYSTEM PARTS — Cont'd

Model	Engine	Volts	For Starter Number	Brush Set	Brush Spring ⁸	D.E. Bushing	C.E. Bushing	Solenoid Switch	Repair Kit	Starter Lever
MF 135, MF 150, MF 165, G & D	Continental Z-134, Z-145, G-176, Perkins AG-152, AD3-152, 4-203, AD4-203, A4-236, AG4-236, AG4-212	12	1107268	X265	SC206	N/A	SB138	●S100	SR16	SC212
		12	1107329	X265	SC206	SB102	SBO	●S100	SR16	SC212
		12	1107512, 39	X291	SC206	N/A	SB138	●S100	SR16	SC212
		12	1107860	X291	SC206	N/A	N/A	●S100	SR16	SC212
		12	1108324	X265	SC206	SB102	SBO	●S100	SR10	SC212
		12	1108379	X265	SC206	N/A	SBO	●S100	SR10	SC212
		12	1108396	X265	SC206	N/A	N/A	●S100	SR16	SC212
		12	1108397	X265	SC206	SB65	SBO	●S100	SR16	SC212
MF 174, 175, 285, MF 185, G & D	Continental G-206, BG-206 Perkins A4-236, AD4-236, AG4-236	12	1107268	X265	SC206	N/A	SB138	●S100	SR16	SC212
		12	1107329	X265	SC206	SB102	SBO	●S100	SR16	SC212
		12	1107539	X291	SC206	N/A	SB138	●S100	SR16	SC212
		12	1108396	X265	N/A	SB65	SBO	●S100	SR16	SC212
		12	1113676	N/A	N/A	SB148	SB138	S120	SR24	N/A
		A4-318	12	1113676	N/A	N/A	SB148	SB138	S120	SR24
MF 230	Perkins AD2-152, AD3-152	12	1107870	X291	SC206	N/A	N/A	●S100	SR16	SC212
		12	1113673	N/A	N/A	N/A	SB138	S120	SR24	N/A
	Continental Z-145	12	1108324	X265	SC206	SB102	SBO	●S100	SR10	SC212
		12	1109030	X265	SC206	SB102	SBO	●S100	SR16	SC212
MF 235	Perkins AD3-152	12	1107870	X291	SC206	N/A	N/A	●S100	SR16	SC212
		12	1107872	X291	SC206	N/A	SB135	●S100	SR16	SC212
	Continental Z-145	12	1109257	X291	N/A	N/A	SB138	●S100	SR16	SC212
		12	1108324	X265	SC206	SB102	SBO	●S100	SR10	SC212
MF 245	Perkins AD2-152, AD3-152	12	1107870	X291	SC206	N/A	N/A	●S100	SR16	SC212
		12	1109257	X291	N/A	N/A	SB138	●S100	SR16	SC212
		12	1109264	X291	SC206	SB201	N/A	●S100	SR16	SC212
		12	1113673	N/A	N/A	N/A	SB138	S120	SR24	N/A
	Continental Z-145	12	1109030, 79	X265	SC206	SB102	SBO	●S100	SR16	SC212
		12	1108324	X265	SC206	SB102	SBO	●S100	SR10	SC212
MF 255	Perkins AD4-203, AD4-236, AG4-212	12	1107870	X291	SC206	N/A	N/A	●S100	SR16	SC212
		12	1107872	X291	SC206	N/A	SB135	●S100	SR16	SC212
		12	1108396	X265	SC206	SB65	SBO	●S100	SR16	SC212
		12	1109257	X291	N/A	N/A	SB138	●S100	SR16	SC212
		12	1109264	X291	SC206	SB201	N/A	●S100	SR16	SC212
		12	1113673	N/A	N/A	N/A	SB138	S120	SR24	N/A
MF 265	Perkins AD4-236	12	1107872	X291	SC206	N/A	SB135	●S100	SR16	SC212
		12	1108396	X265	SC206	SB65	SBO	●S100	SR16	SC212
		12	1113673	N/A	N/A	N/A	SB138	S120	SR24	N/A
MF 275	Perkins AD4-248	12	1107872	X291	SC206	N/A	SB135	●S100	SR16	SC212
		12	1109253	X291	N/A	N/A	SB138	●S100	SR16	SC212
		12	1113650	X291	N/A	N/A	SB138	S120	SR24	N/A
		12	1113673	N/A	N/A	N/A	SB138	S120	SR24	N/A

● A Borg-Warner Brand "P" Version Also Available See Inside Back Cover.

⁸ Starters require various quantities of Brushes & Springs. Order as required.

MASSEY FERGUSON — Cont'd

STARTING SYSTEM PARTS — Cont'd										
Model	Engine	Volts	For Starter Number	Brush Set	Brush Spring ⁸	D.E. Bushing	C.E. Bushing	Solenoid Switch	Repair Kit	Starter Lever
MF 285	Perkins 4-318, A4-318, AG4-236	12	1108396	X265	SC206	SB65	SB0	●S100	SR16	SC212
		12	1113673	N/A	N/A	N/A	SB138	S120	SR24	N/A
		12	1113676	N/A	N/A	SB148	SB138	S120	SR24	N/A
MF 295	Perkins A4-318	12	1113673	N/A	N/A	N/A	SB138	S120	SR24	N/A
		12	1113676	N/A	N/A	SB148	SB138	S120	SR24	N/A
MF 1080, 1085 ..	Perkins A4-318, AD4-318	12	1113676	N/A	N/A	SB148	SB138	S120	SR24	N/A
MF 1100, 1105 ..	Perkins A6-354, ATC6-354, Wauk F-320G	12	1113139, 683	N/A	N/A	SB148	SB138	S120	SR24	N/A
		12	1107329	X265	SC206	SB102	SB0	●S100	SR16	SC212
		12	1108324	X265	SC206	SB102	SB0	●S100	SR10	SC212
MF 1130, 1135 ..	Perkins AT6-354	12	1113683	N/A	N/A	SB148	SB138	S120	SR24	N/A
MF 1150, 1155 ..	Perkins AV8-510, AV8-540	12	1114175	X306 ⁸	N/A	N/A	SB141	S725	²⁷	N/A
		12	1114190	X347 ⁸	N/A	N/A	N/A	S725	²⁷	N/A
		12	1114198	X347 ⁸	N/A	N/A	N/A	S727	N/R	N/A
MF 1500, 1800 ..	Cat. V8-573, V8-636	12	1114156, 75	X347 ⁸	N/A	N/A	SB141	S725	²⁷	N/A
		12	1114190	X347 ⁸	N/A	N/A	N/A	S725	²⁷	N/A
MF 1505, 1805 ..	Cat. 2308	12	1114175	X347 ⁸	N/A	N/A	SB141	S725	²⁷	N/A
		12	1114190	X347 ⁸	N/A	N/A	N/A	S725	²⁷	N/A
MF 2770, 2800 ..	Perkins V8-640	12	1114175	X347 ⁸	N/A	N/A	SB141	S725	²⁷	N/A
		12	1114190	X347 ⁸	N/A	N/A	N/A	S725	²⁷	N/A
MF 2745, 2775, MF 2805, 2870, MF 2890, 4790	Perkins AV8-540, AV8-640, ATV8-640, V8-640	12	1114190	X347 ⁸	N/A	N/A	N/A	S725	²⁷	N/A
		12	1114828	X377	N/A	SB165	N/A	S725	²⁷	SC182
MF 4800, 4840, MF 4880, 4900	Cummins V8-903T	12	1114074	X347 ⁸	N/A	N/A	SB141	S725	²⁷	N/A
		12	1114890	X377	N/A	SB165	N/A	S725	²⁷	SC182
MH 50	Continental Z-134	12	All	X265	SC206	SB0	SB0	●S58	N/R	N/R
MHF 3, MH 4, MJA-382, MJD-382D	Continental E-201, E-208, F-124, F-162, H-260, J-382, JD-382	6	All	X326	SC208	SB136	SB59	S5	N/R	N/R
		12	MDL-6021	X331	N/A	SB136	N/A	N/A	N/R	N/R
		12	MDF-6014	N/A	SC208	SB136	N/A	●S58	N/R	N/R
		12	ML-4351	X329	N/A	N/A	SB139	N/A	N/R	N/R
TO 20, TO 30	Continental Z-120, Z-129	6	All	X357	N/A	SB0	SB65	S42	N/R	N/R
TO 35	Continental Z-129, Z-134, 236 Diesel	6	1107654	X265	SC206	SB0	SB0	N/R	N/R	N/R
		6	1109457	X357	N/A	SB0	SB65	N/R	N/R	N/R
		12	1108649	X145	SC204	SB138	SB138	S72	N/R	N/R
11 Pony, 16 Pacer	Continental N 62, Y 91	6	All	X326	SC208	SB136	SB59	S79	N/R	N/R

● A Borg-Warner Brand "P" Version Also Available See Inside Back Cover.

²⁷ SR13 for Solenoids w/Oval Face Plate; SR26 for Solenoids w/Square Face Plate.

⁸ Starters require various quantities of Brushes & Springs. Order as required.

MASSEY FERGUSON — Cont'd

STARTING SYSTEM PARTS — Cont'd										
Model	Engine	Volts	For Starter Number	Brush Set	Brush Spring ^a	D.E. Bushing	C.E. Bushing	Solenoid Switch	Repair Kit	Starter Lever
21 Colt, 22 K, 23, K, Mustang	Continental F-124, F-140	6	All	X326	SC208	SB136	SB59	S5	N/R	N/R
33, K, 44.....	Continental E-201, H-260, H-277	6	All	X328	SC208	SB136	SB59	S5	N/R	N/R
55.....	Continental J-382	6	ML-4309	X329	SC208	SB136	SB139	S5	N/R	N/R
303, 333.....	Continental E-208	12	MDL-6021	X331	N/A	SB136	N/A	N/A	N/R	N/R
	Continental ED-208	12	MDF-6014	N/A	SC208	SB136	N/A	●S58	N/R	N/R
404, 406, 444 ...	Continental E-208, ED-208, H-277, HD-277	12	1113006	X291	N/A	SB148	SB138	S120	SR24	N/A
		12	MDF-6014	N/A	SC208	SB136	N/A	●S58	N/R	N/R
		12	MDL-6021	X331	N/A	SB136	N/A	N/A	N/R	N/R
555.....	Continental J-382, JD-382	12	1113006	X291	N/A	SB148	SB138	S120	SR24	N/A
		6	ML-4309, 51	X329	SC208	SB136	SB139	N/A	N/R	N/R
		12	MDF-6014	N/A	SC208	SB136	N/A	N/A	N/R	N/R
1001.....	Continental E-208, ED-208	12	MDL-6021	X331	N/A	SB136	N/A	N/A	N/R	N/R
		12	1113006	X291	N/A	SB148	SB138	S120	SR24	N/A
All.....	All	12	25604, 25615, 25616, 25626, 25633, 26233, 26238, 26264, 26302, 26306, 26310, 26320, 26321, 26327, 26348, 26370, 26371, 26375	N/A	N/A	N/A	N/A	S5004	N/R	N/A
		12	1113281	X615	SC903	SB206	N/A	S5125	N/A	SC952
		12	1990379	X395	N/A	SB165	SB148	S5019	SR29	N/A
		24	1990456, 1990483	X396	N/A	SB165	SB148	S5021	SR30	N/A
		12	1998377	X322	SC225	SB201	N/A	S941	N/A	SC212
		12	1990483	X396	N/A	SB165	SB148	S5021	SR30	N/A

STARTER DRIVES

Year	Model or Engine	Part No.	Year	Model or Engine	Part No.
1973-69	All Eng. All Models w/Str. 1107268.....	SD279	1963-58	All Eng. MF 85, MF 90 w/Str. 1107728.....	SD565
1973-69	All Eng. All Models w/Str. 1113824, 1113842, 1113851, 1113938, 1114175, 1114890, 1990456, 1990483.....	SD486	1959-58	All Eng. TO 35 w/Str. 1108649.....	SD279
			1959-56	All Eng. MHF 3, MHF 4 w/Str. MDF-6014, MDL-6021.....	SD568
1973-69	All Eng. All Models w/Str. 1114109, 1114156, 1114190, 1114198, 1990379.....	SD489	1958-56	All Eng. 333, 333K, 333LP, 444, 444K, 444LP, 555, 555K w/Str. MDF-6014, MDL-6021.....	SD568
1969-64	All Eng. MF 135, MF 150, MF 165, MF 175, MF 180, MF 1100 w/Str. 1107512, 1107539, 1113139.....	SD279	1957-53	All Eng. 16 Pacer, 21 Colt, 23, 23K Mustang w/Str. MZ-4072, 416A.....	SD121
			1955-52	All Eng. 33 w/Str. MAX-4080.....	SD135
1969-64	All Eng. MF 300 Diesel w/Str. 1107512.....	SD279	1955-47	All Eng. 11 Pony w/Str. MZ-4146A.....	SD121
1964-59	All Eng. 35, 35 Special, MF 50, MF 65, MF 202, MF 204 w/Str. 1107226.....	SD594	1955-46	All Eng. 44, 44-6, 44K, 44LP, 55, 55D, 55K, 55LP w/Str. MAB-4082, MAX-4080, ML-4309.....	SD135
			1947-52	All Eng. 20, 20K, 22, 22K, 30, 30K w/Str. MZ-4072.....	SD121
1964-58	All Eng. MF 35, MF 50, MF 65, MF 85, Super 90 w/Str. 1107503, 1107512, 1108662, 1113126, 1113139.....	SD279			

● A Borg-Warner Brand "P" Version Also Available See Inside Back Cover.

^a Starters require various quantities of Brushes & Springs. Order as required.

MASSEY HARRIS

(See Massey Ferguson)

McCORMICK-DEERING

(See International Harvester)

MINNEAPOLIS-MOLINE TRACTORS

(Includes AVERY)
(See Also White Farm Equipment)

PARTS FOR DISTRIBUTORS & COILS									
Model	Engine or Distributor No.	Contact Assembly*							
		Heavy Duty	Heavy Duty Pierced	Con-denser	Cap	Dust Cap	Rotor	6 Volt Coil ^{1,5}	12 Volt Coil ^{1,5}
A.....	Hercules IX43, B3, K3 For Prestolite For Delco	A81 A40H	N/A A40V	G124 G102A	C110 C150	N/A C80	D121 N/A	E5 E1	N/R N/R
BG, BF, BFH, B1G.....	Hercules IXB3SL, XL	A40H	A40V	G102A	C150	C80	D10	E1	E40
B-4.....	260K-4	A40H	A40V	G102A	C150	C80	D10	E1	E40
D-1.....	425B-6, 425-6	A40H	A40V	G102A	C16 ²	C80	D10	N/R	E40
GB, GBD, GBLB.....	403C-4	A40H	A40V	G102A	C16 ²	C80	D10	N/R	E40
GTA, GTB.....	LE, 403A	A40H	A40V	G102A	C150	C80	N/A	E1	E40
G-704.....	All Exc. Delco 1112662, 84 1112662, 84	A40H A103M	A40V ●A109V	G102A ●G126	C16A ●C168	C80 N/A	N/A ●D152	N/R E1	E40 E40
GTC, GV1, G705, 706, 707, 708.....	All	A40H	A40V	G102A	C16 ²	C80	D10	N/R	E40
G-900, G-950.....	425-6	A103M	●A109V	●G126	●C168	N/A	●D152	E1	E40
G-1000, G-1050, G-1350.....	425-6, 425-A6, 425-B6, 504A-6 1112594	A103M A40H	●A109V A40V	●G126 G102A	●C168 C16A	N/A C80	●D152 N/A	E1 N/A	E40 E40
Jet Star.....	206L-4, 1111711 1111898	A40H A40H	A40V A40V	G102A G102A	C150 C150	C80 C80	N/A N/A	N/R N/R	E40 E40
Jet Star 3.....	206, B-4, L-4, A-4, 220, A-4, 1112606 1112642	A40H A103M	A40V ●A109V	G102A ●G126	C150 C167	C80 N/A	D10 ●D152	N/R N/R	E40 E40
M5, 504, 602, 604.....	D-336A-4 For Prestolite For Delco	A102V A40H	A102V A40V	G136 ●G126	C202 C150	N/A C80	D179 D10	N/R N/R	E502 E40
M670, Super M670.....	336-4	A103M	●A109V	●G126	C167	N/A	●D152	N/R	E40
R, RT, RTE, RTN, RTS, RTU.....	IXB3SL, EE	A40H	A40V	G102A	C150	C80	D10	E1	E40
UB, UBE, UBN, UBU, UT, UTC, UTE, UTI, UTIL, UTN, UTS.....	260B, 283, A, B, C, AEC, KEF	A40H	A40V	G102A	C150	C80	D10	E1	E40

● A Borg-Warner Brand "P" Version Also Available See Inside Back Cover.

* For Standard Contact Assembly see Conversion Table.

¹ When Coil Bracket is required, refer to Illustrated Bracket Guide.

² For Heavy Duty Cap use C16A.

⁵ For Epoxy Coils see Conversion Table.

MINNEAPOLIS-MOLINE — Cont'd

PARTS FOR DISTRIBUTORS & COILS — Cont'd

Model	Engine or Distributor No.	Contact Assembly*							
		Heavy Duty	Heavy Duty Pierced	Con- denser	Cap	Dust Cap	Rotor	6 Volt Coil ^{1,5}	12 Volt Coil ^{1,5}
Uni-Tractor.....	V206, N, 1111559 1111898	A40H A40H	A40V A40V	G102A G102A	C150 C150	C80 C80	N/A N/A	E1 N/R	N/R E40
U302.....	206B-4, 220A4, 220-4	A103M	●A109V	●G126	C167	N/A	●D152	N/R	E40
V.....	ZXB-3 For Prestolite For Delco	A81 A40H	N/A A40V	G124 G102A	C110 C150	N/A C80	D121 N/A	E5 E1	N/R N/R
ZA, ZAE, ZAN, ZAS, ZAU, ZBE, ZBN, ZBU, ZT, ZTE, ZTU.....	206B, G4, RE	A40H	A40V	G102A	C150	C80	N/A	E1	E40
4 Star.....	206L4, 1111711 1111898	A40H A40H	A40V A40V	G102A G102A	C150 C150	C80 C80	N/A N/A	N/R N/R	E40 E40
5 Star.....	283E-4	A40H	A40V	G102A	C150	C80	D10	N/R	E40
11-302.....	206B, L, 220A	A103M	●A109V	●G126	C167	N/A	●D152	N/R	E40
335, 445, 550.....	165-A, 206H, 283E-4	A40H	A40V	G102A	C150	C80	D10	E1	E40

PARTS FOR MAGNETOS

Tractor Model	For Magneto Model	Contact Assembly	Con- denser
MM80.....	FMZ6B4B		
U, UT, UTS, UTU, Z, ZT, ZTN, ZTS.....	FMZ4B4	FS11	WG30

See Magneto
Guides For Additional
Information

CHARGING SYSTEM PARTS

PARTS FOR ALTERNATORS

Model	Engine	Volts	For Alternator Number	Voltage Regulator ³⁶	Brush Holder Assembly	Brush Set	Positive Diode (3 Used)	Negative Diode (3 Used)	Alt. Con- denser
A4T1400, A4T1600.....	425C-6, 451-6, 504A, 6	12	All	R310	X302	X293	SC2P	SC2N	G80
G-900, G-950, G-1000, G-1050, G-1350.....	425C, 451C, 504A, 504B	12	All	R310	X302	X293	SC2P	SC2N	G80
G-955, G-1055, G-1355	425, 504, 585	12	1100581, 1100808	●R291	X303	X301	SC5 Assembly ⁷		N/A
Jet Star.....	D206-4, 206L-4								
Jet Star 3.....	206B-4, 220A-4	12	All	R310	X302	X293	SC2P	SC2N	N/A
M670, Super M670.....	3364-A, D336A-4	12	1100771, 805	R310	X302	X293	SC2P	SC2N	G80
Uni-Tractor.....	106N, V206-4, 206N, 292, 401	12	All	R310	X302	X293	SC2P	SC2N	G80
U-302.....	206L-4, 220-A4, D-236	12	All	R310	X302	X293	SC2P	SC2N	G80
11-302.....	206B-4, 206L-4, 220A-4	12	All	R310	X302	X293	SC2P	SC2N	G80
All.....	All	12	8AR2004, 8AR2004S, 8AR2005, 12N37A	R326	N/A	N/A	N/A	N/A	N/A

● A Borg-Warner Brand "P" Version Also Available See Inside Back Cover.

* For Standard Contact Assembly see Conversion Table.

¹ When Coil Bracket is required, refer to Illustrated Bracket Guide.

⁵ For Epoxy Coils see Conversion Table.

⁷ Diode Bridge contains 3 Negative and 3 Positive Diodes.

³⁶ Two unit type, if Single unit type use R283.

MINNEAPOLIS-MOLINE — Cont'd

CHARGING SYSTEM PARTS — Cont'd

PARTS FOR GENERATORS

Model	Engine	Volts	For Generator Number	Voltage Regulator ²⁹	Voltage Regulator Fuse	Brush Set	Brush Spring (2 Used)	Bushing
A	Hercules IXA3, B3, K3	6	For Prestolite	R11	N/A	X323	N/A	N/A
		6	For Delco	R195	RF35	X360	N/A	GB203
BF, BFH, BG, BIG	Hercules IXB3XL, IXB3SL	6	All	R195	RF35	X349	N/A	GB203
B-4	206K-4	12	All	R197	RF35	X270	SC202	N/A
CU		12	1101746	N/A	N/A	X348	N/A	GB203
		12	1101783, 1100954	R197	RF35	X348	N/A	GB203
D-1, D-2, GB, GBLB	425A-6, 425B-6, 403C-4	12	All	R197	RF35	X270	SC202	N/A
GBD	D425-6	12	1100954	R197	RF35	X348	N/A	GB203
		12	1100314	R197	RF35	X270	SC202	N/A
GTA, GTB, GTC, GTD	LE, 403A, 403C-4, 34A-40	6	All	R193 ⁶	RF35	X360	N/A	GB203
		12	All	R197	RF35	X348	N/A	GB203
GVI	425, B-6, D425A-6	12	1100314	R197	RF35	X270	SC202	N/A
		12	1100432, 26	R319	RF35	X270	SC202	N/A
		12	1947579	R197	RF35	X270	SC202	N/A
G705, G706, G707, G708	504	12	All	R319	RF35	X270	SC202	N/A
HU		12	1101746	N/A	N/A	X348	N/A	GB203
		12	1101783, 954	R197	RF35	X348	N/A	GB203
Jet Star	D206-4, 206L-4	12	1100430, 36	R319	RF35	X270	SC202	N/A
Jet Star 3	206B-4, 220A-4	12	1100335	R197	RF35	X270	SC202	N/A
		12	1947579	R197	RF35	X270	SC202	N/A
M5	D-336-4	12	For Prestolite	N/A	N/A	X260	N/A	GB204
		12	For Delco	R197	RF35	X270	SC202	N/A
M-504	D-336-A	12	For Prestolite	N/A	N/A	X260	N/A	GB204
		12	1100954	R197	RF35	X348	N/A	GB203
		12	1100314, 417	R197	RF35	X270	SC202	N/A
		12	1100426	R319	RF35	X270	SC202	N/A
M-602	D-336A-4	12	All	R197	RF35	X270	SC202	N/A
M604	D-336A-4	12	For Prestolite	N/A	N/A	X260	N/A	GB204
		12	1100954	R197	RF35	N/A	N/A	GB203
		12	1100314, 417	R197	RF35	X270	N/A	N/A
		12	1100426	R319	RF35	X270	SC202	N/A
M670, Super M670	336A-A, D336A-4	12	1100417	R197	RF35	X270	SC202	N/A
R	ISB3SL	6	All	R195	RF35	X349	N/A	GB203
RT	EE	6	1101354, 94	R193 ⁶	RF35	X360	N/A	GB203
		6	1101398	R193	RF35	X360	N/A	GB203
		6	1100505	R193	RF35	X348	N/A	GB203
RTE, RTN, RTS, RTU, UBN, UBU, UTE, UTN, UTU	IXB3EE, 206B, 283, A, B, C, E, AEC, KEF, D283-4	12	All	R197	RF35	X348	N/A	GB203
UB, UBE, UBED, UBND, UBUD, UTC, UTCB, UTI, UTID, UTIL, UTILD, UTS, UTSD	283, B-4, C-4, A, B, C, AEC, KEF, D283-4	6	1101354	R193 ⁶	RF35	X360	N/A	GB203
		6	1101398	R193	RF35	X360	N/A	GB203
		6	1100505	R193	RF35	X348	N/A	GB203
		12	All	R197	RF35	X348	N/A	GB203

⁶ R193K Resistor Package required.

²⁹ Shock Mounting Package R706 available for Delco-Remy type Generators.

MINNEAPOLIS-MOLINE — Cont'd

CHARGING SYSTEM PARTS — Cont'd

PARTS FOR GENERATORS — Cont'd

Model	Engine	Volts	For Generator Number	Voltage Regulator ²⁹	Voltage Regulator Fuse	Brush Set	Brush Spring (2 Used)	Bushing
Uni-Tractor	106N, V206-4, 206N, 292, 401	6	All	R193	RF35	X348	N/A	GB203
		12	1100335	R197	RF35	X270	SC202	N/A
		12	1100999	R197	RF35	X348	N/A	GB203
		12	1947579	R197	RF35	X270	N/A	N/A
U302	206L-4, 220-A4 D-236, 220-4	12	1100430, 36	R319	N/A	X270	SC202	N/A
		12	1100954	R197	RF35	X348	N/A	GB203
		12	1100314, 417	R197	RF35	X270	SC202	N/A
V.....	ZXB-3	6	For Prestolite	R11	RF35	X323	N/A	N/A
		6	For Delco	R195	RF35	X349	N/A	GB203
ZA, ZAS, ZAE, ZAN, ZAU, ZTE	206B, 206G-4	6	1101398	R193	RF35	X360	N/A	GB203
		6	1100505	R193	RF35	X348	N/A	GB203
		12	All	R197	RF35	X348	N/A	GB203
ZB, ZBE, ZBN, ZBU	206G-4	12	All	R197	RF35	X348	N/A	GB203
ZT, U	RE	6	All	R193 ⁶	RF35	X360	N/A	GB203
4 Star	206H, 205L-4, D206-4	12	1100335	R197	RF35	X270	SC202	GB203
		12	1100430	R319	RF35	X270	SC202	N/A
		12	1947579	R197	RF35	X270	N/A	N/A
5 Star	283E-4, D336-4	12	All	R197	RF35	X270	SC202	N/A
11-302.....	206B-4, 206L-4, 220A-4	12	All	R319	RF35	X270	SC202	N/A
335	165A, D206H	6	All	R193	RF35	X270	SC202	N/A
		12	All	R197	RF35	X348	N/A	GB203
445, 550	206H, D206-4, 283E-4, D336-4	12	All	R197	RF35	X270	SC202	N/A
108, 110	K181S, K-241S	12	1101970	R198	RF35	X354	SC202	N/A
		12	1101928	N/A	RF35	X354	N/A	N/A

STARTING SYSTEM PARTS

Model	Engine	Volts	For Starter Number	Brush Set	Brush Spring ⁸	D.E. Bushing	C.E. Bushing	Solenoid Switch	Repair Kit	Starter Lever
A	Hercules IXA3, B3, K3	6	For Prestolite	X326	SC208	N/A	SB59	N/A	N/R	N/R
		6	For Delco	X357	N/A	N/A	SB65	N/A	N/R	N/R
BF, B1G		6	1109604	X357	N/A	N/A	SB65	S612	N/R	N/R
		6	1109609	N/A	N/A	N/A	SB65	S79	N/R	N/R
B-4	206K-4	12	All	X291	N/A	N/A	SB138	N/A	N/R	N/R
CU		12	All	X344 ⁸	N/A	SB0	SB65	S72	N/R	N/R
D-1	425B-6	12	All	X291	N/A	N/A	SB138	S72	N/R	N/R
D-2	425A-6	12	All	X346 ⁸	N/A	N/A	SB141	N/A	N/R	N/R
GB, GBLB	403C-4	12	1108983	X346 ⁸	SC902	N/A	SB0	S72	N/R	N/R
		12	1113029	X291	N/A	N/A	SB138	S72	N/R	N/R
GBD	D425-6	12	All	X346 ⁸	N/A	N/A	SB141	N/A	N/R	N/R
GTA, GTB.....	LE, 403A	6	All	X344 ⁸	N/A	SB0	SB65	S79	N/R	N/R
GTC.....	34A-40	12	All	N/A	SC204	SB0	N/A	S72	N/R	N/R

⁶ R193K Resistor Package required.⁸ Starters require various quantities of Brushes & Springs. Order as required.²⁹ Shock Mounting Package R706 available for Delco-Remy type Generators.

MINNEAPOLIS-MOLINE — Cont'd

STARTING SYSTEM PARTS — Cont'd										
Model	Engine	Volts	For Starter Number	Brush Set	Brush Spring ^a	D.E. Bushing	C.E. Bushing	Solenoid Switch	Repair Kit	Starter Lever
GTD	D425-6	12	All	X346 ^a	SC902	N/A	SB141	N/A	N/R	N/R
GVI	425B-6, D425A-6	12	1107576	X291	SC206	N/A	SB138	●S100	SR16	SC212
		12	1113020	X291	N/A	N/A	SB138	S72	N/R	N/R
		12	1114036	X346 ^a	SC902	SB102	SB141	N/A	N/R	N/R
G705, G706, G707, G708, G900, G950, G1030, G1350	425, 451, 504A, 504B	12	1107576	X291	SC206	N/A	SB138	●S100	SR16	SC212
		12	1113020	X291	N/A	N/A	SB138	S72	N/R	N/R
		12	1114109, 110	X347 ^a	SC902	N/A	SB141	S725	27	N/A
G-955, G-1055, G-1355	425, 504, 585	12	1113698	X347 ^a	N/A	SB148	N/A	N/A	N/R	N/A
		12	1114110	X347 ^a	SC902	N/A	SB141	S725	27	N/A
HU	All	12	All	X344 ^a	N/A	SB0	SB65	S72	N/R	N/R
Jet Star	D206-4, 206L-4	12	All	X291	N/A	SB137	SB138	N/A	N/R	N/R
Jet Star 3	206B-4, 206L-4, 220A-4	12	1107332	X265	SC206	SB65	SB135	●S100	SR16	SC212
		12	1107356	X265	SC206	N/A	SB0	●S100	SR16	SC212
		12	1107576	X291	SC206	N/A	SB138	●S100	SR16	SC212
		12	1108416	X265	SC206	N/A	SB0	●S100	SR16	SC212
M5	D336-4	12	For Prestolite	N/A	SC208	SB136	N/A	S72	N/R	N/R
		12	For Delco	X291	N/A	N/A	SB138	N/A	N/R	N/R
M504	D336A-4	12	1113654	X291	N/A	SB148	SB138	S120	SR24	N/A
		12	1113080	X291	N/A	N/A	SB138	S612	N/R	N/R
		12	1113620	X291	N/A	SB102	SB138	N/A	N/R	N/R
		12	1109236	X346 ^a	SC902	SB102	SB0	N/A	N/R	N/A
		12	1107356	X265	SC206	N/A	SB0	●S100	SR16	SC212
M602	D336A-4	12	All	X291	N/A	N/A	SB138	N/A	N/R	N/R
M604	D-336-A	12	1113654	X291	N/A	SB148	SB138	S120	SR24	N/A
		12	1113080	X291	N/A	N/A	SB138	S612	N/R	N/R
		12	1113620	X291	N/A	SB102	SB138	N/A	N/R	N/R
		12	1109236	X346 ^a	SC902	SB102	SB0	N/A	N/R	N/R
		12	1107356	X265	SC206	N/A	SB0	●S100	SR16	SC212
M670, Super M670	336A-4, D336A-4	12	1107356	X265	SC206	N/A	SB0	●S100	SR16	SC212
		12	1107584	X291	SC206	N/A	SB138	●S100	SR16	SC212
		12	1113620	X291	N/A	SB102	SB138	N/A	N/R	N/R
		12	1113654	X291	N/A	SB148	SB138	S120	SR24	N/A
R	IXB3SL	6	For Prestolite	X326	SC208	N/A	SB59	S79	N/R	N/R
		6	For Delco	X357	N/A	N/A	SB65	S79	N/R	N/R
RE	EE	6	All	X145	SC204	SB0	N/A	S79	N/R	N/R
UB, UBE, UBED, UBN, UBND, UBUD, UTC, UTCD, UTI, UTID, UTIL, UTILD, UTSD, UTU	283C-4, 283B-4 AEC, KEF, D283-4	6	All	X145	SC204	SB0	N/A	S79	N/R	N/R
		12	1107659	X265	SC206	SB0	SB0	S72	N/R	N/R
		12	1109236	X346 ^a	SC902	SB102	SB0	N/A	N/R	N/A
		12	1107605	N/A	SC204	SB0	N/A	S72	N/R	N/R

● A Borg-Warner Brand "P" Version Also Available See Inside Back Cover.

^a Starters require various quantities of Brushes & Springs. Order as required.

²⁷ SR13 for Solenoids w/Oval Face Plate; SR26 for Solenoids w/Square Face Plate.

MINNEAPOLIS-MOLINE — Cont'd

STARTING SYSTEM PARTS — Cont'd

Model	Engine	Volts	For Starter Number	Brush Set	Brush Spring ⁸	D.E. Bushing	C.E. Bushing	Solenoid Switch	Repair Kit	Starter Lever
Uni-Tractor	106N, V206-4, 206N	6	All	X145	N/A	SB0	N/A	S79	N/R	N/R
		12	1107658	X265	SC206	SB0	SB0	S72	N/R	N/R
		12	1108167	N/A	SC204	SB0	N/A	S72	N/R	N/R
	292 401	12	All	N/A	N/A	SB0	SB102	●S100	SR16	SC212
		12	All	X265	N/A	SB0	SB102	S96	SR18	N/A
U302	220-A4	12	1107332	X265	SC206	SB65	SB135	●S100	SR16	SC212
		12	1107576	X291	SC206	N/A	SB138	●S100	SR16	SC212
		12	1107356	X265	SC206	N/A	SB0	●S100	SR16	SC212
V	ZXB-3	6	All	X357	N/A	N/A	N/A	S79	N/R	N/R
ZA, ZAS	206B, 206G-4	6	All	X145	SC204	SB0	N/A	S79	N/R	N/R
		12	All	N/A	SC204	SB0	N/A	S72	N/R	N/R
ZB, ZBE, ZBN, ZBU	206G-4	12	All	N/A	SC204	SB0	N/A	S72	N/R	N/R
ZT	RE	6	All	X145	SC204	SB0	N/A	N/A	N/R	N/R
4 Star	206H, 206L4, D206-4	12	1108162	N/A	SC204	SB0	N/A	S612	N/R	N/R
		12	1113078	X291	N/A	N/A	SB138	S612	N/R	N/R
5 Star	283E-4, D336-4	12	All	X291	N/A	N/A	SB138	N/A	N/R	N/R
11-302	206B-4, 206L-4, 220A-4	12	All	X265	SC206	SB65	SB135	●S100	SR16	SC212
165-4A, 206A-4A, 283-4A	All	6	All	X145	SC204	N/A	N/A	S79	N/R	N/R
335	165A, D206H	12	1108059	X145	SC204	SB0	SB138	S612	N/R	N/R
		12	1113058	X291	N/A	SB137	SB138	S612	N/R	N/R
445	206H, D206-4	12	1108162	N/A	SC204	SB0	N/A	S612	N/R	N/R
		12	1113058	X291	N/A	SB137	SB138	S612	N/R	N/R
550	283E-4, D336-4	12	All	X291	N/A	N/A	SB138	N/A	N/R	N/R
1212-10A, 4256A, 6056A..	All	12	All	X145	SC204	SB0	SB138	S612	N/R	N/R

STARTER DRIVES

Year	Model or Engine	Part No.	Year	Model or Engine	Part No.
1971-63	All Eng. Jet Star 3, U-302 w/Str. 1107332	SD221	1961-59	All Eng. Jet 4 Star, 4 Star, 4 Star Super w/Str. 1108162	SD144
1971-63	All Eng. Jet Star 3, U-302 w/Str. 1107576	SD229	1961-51	All Eng. All Models w/Str. 1107658	SD565
1969-63	All Eng. All Models w/Str. 1107356	SD221	1961-51	All Eng. All Models w/Str. 1108167	SD144
1968-65	All Eng. M670 w/Str. 1113654	SD282	1958-56	All Eng. 335, 445, GB w/Str. 1108059, 1108161	SD144
1967-66	All Eng. All Models w/Str. MDU-6003	SD582	1955-45	All Eng. RT, UTS, UTU, Z, ZA, ZAS, ZBE, ZBN w/Str. 1107025, 1107409, 1107905, 1108109	SD135
1967-50	All Eng. All Models w/Str. MBG-4109, MZ-4118, MZ-4175, MZ-4184, MZ-4192	SD103	1952-45	All Eng. GTA, GTB w/Str. 1108918, 1108937 ...	SD144
1965-50	All Eng. M5 w/Str. MEJ-6001	SD565			
1964-62	All Eng. G704, G705, G706, G900 w/Str. 1114110	SD489			

● A Borg-Warner Brand "P" Version Also Available See Inside Back Cover.

⁸ Starters require various quantities of Brushes & Springs. Order as required.

NEW HOLLAND-SPERRY RAND CORP. COMPACT TRACTORS

CHARGING SYSTEM PARTS				
Model	Engine	Volts	Voltage Regulator	Voltage Regulator Fuse Brush Set
S-12	Kohler K-301S	12	R220	RF35 X354

OLIVER TRACTORS (See Also White Farm Equipment)

PARTS FOR DISTRIBUTORS & COILS									
Model	Engine or Distributor No.	Contact Assembly*							
		Heavy Duty	Heavy Duty Pierced	Con- denser	Cap	Dust Cap	Rotor	6 Volt Coil ^{1,5}	12 Volt Coil ^{1,5}
OC-4-3G	Hercules GO-130	A40H	A40V	G102A	N/A	C80	N/A	E1	N/R
OC-6, OC-12	Waukesha 185GA, 185GB, Hercules JXLD	A40H	A40V	G102A	C16 ²	C80	D10	E1	N/R
44, 55, 60, 66	Continental Own 4 Cylinder	A40H	A40V	G102A	C150	C80	D10	E1	●E30
70, 77, 88	Own 6 Cylinder	A40H	A40V	G102A	C16 ²	C80	D10	E1	N/R
90	Own 4 Cylinder	A40H	A40V	G102A	C150	C80	N/A	E1	N/R
99	Own 6 Cylinder	A40H	A40V	G102A	C16 ²	C80	D10	E1	●E30
99, Super 99	Own 4 Cylinder	A40H	A40V	G102A	C150	C80	N/A	E1	N/R
99GMTC	Own 6 Cylinder	A40H	A40V	G102A	C16 ²	C80	D10	N/R	E40
440, 550	Own 4 Cylinder	A40H	A40V	G102A	C150	C80	N/A	N/R	E40
	Own 6 Cylinder	A40H	A40V	G102A	C16 ²	C80	D10	N/R	E40
770, 880, 950, 990, 995.	Own 4 Cylinder	A40H	A40V	G102A	C150	C80	N/A	N/R	E40
	Own 6 Cylinder	A40H	A40V	G102A	C16 ²	C80	D10	N/R	E40
1550, 1555	Own 6 Cylinder	A97H	●A97V	G130	C215	N/A	D12	N/R	●E30
1600	1600	A103M	●A109V	●G126	●C168	N/A	●D152	N/R	E40
1650, 1655, 1750, 1755.	Own 6 Cylinder	A97H	●A97V	G130	C215	N/A	D12	N/R	●E30
1800	Own 4 Cylinder	A40H	A40V	G102A	C150	C80	N/A	N/A	N/A
	Own 6 Cylinder	A103M	●A109V	●G126	●C168	N/A	●D152	N/R	E40
1850, 1855	Own 6 Cylinder	A97H	●A97V	G130	C215	N/A	D12	N/R	●E30

● A Borg-Warner Brand "P" Version Also Available See Inside Back Cover.

* For Standard Contact Assembly see Conversion Table.

¹ When Coil Bracket is required, refer to Illustrated Bracket Guide.

² For Heavy Duty Cap use C16A.

⁵ For Epoxy Coils see Conversion Table.

OLIVER — Cont'd

CHARGING SYSTEM PARTS

PARTS FOR ALTERNATORS

Model	Engine	Volts	For Alternator Number	Voltage Regulator ³⁶	Brush Holder Assembly	Brush Set	Positive Diode (3 Used)	Negative Diode (3 Used)	Alt. Condenser
195DT	310	12	All	●R281	X302	X293	SC2P	SC2N	G80
550, 660, 770	144, 155, 216, 265, 770	12	All	●R281	X302	X293	SC2P	SC2N	G80
1255, 1265, 1355, 1365, 1551, 1555	232, 265, 283, 310, 1500	12	All	●R281	X302	X293	SC2P	SC2N	G80
1555, 1655, 1755	232, 265, 283, 320	12	1100578, 581, 805, 808	●R291	X303	X301	SC5 Assembly ⁷		N/A
1650, 1655, 1750, 1755	265, 283, 310, 320, 1650, 1750	12	All	●R281	X302	X293	SC2P	SC2N	G80
1850, 1855	310, 320, 354, 1850	12	All	●R281	X302	X293	SC2P	SC2N	G80
1855, 1955	310	12	1100805, 808	●R291	X303	X301	SC5 Assembly ⁷		N/A
1900, 1950, T, 1955, T	453, 1950, 310, 4-53	12	All	●R281	X302	X293	SC2P	SC2N	G80
2050, 2055, 2150, T, 2155, T	118HP, 131HP, 2150T, 2155T	12	All	●R281	X302	X293	SC2P	SC2N	G80
2255, 2655	585, 3150	12	1100581, 808	●R291	X303	X301	SC5 Assembly ⁷		N/A
2655	2050, D-585-6	12	All	●R281	X302	X293	SC2P	SC2N	G80

PARTS FOR GENERATORS

Model	Engine	Volts	For Generator Number	Voltage Regulator ²⁹	Voltage Regulator Fuse	Brush Set	Brush Spring (2 Used)	Bushing
CC12	Hercules	12	All	R197	RF35	X270	SC202	N/A
OC-3	Hercules IXB	6	All	R195	RF35	X360	N/A	GB203
OC4-3	Hercules GO-130	6	All	R193	RF35	X270	SC202	N/A
OC-4-3D	Hercules DD-130	12	All	R197	RF35	X270	SC202	N/A
OC-6	Waukesha 185GA, GBL	6	1100504	R193	RF35	X360	SC202	GB203
OC-6	Waukesha 185GA, GBL	6	1100033	R193	RF35	X270	SC202	N/A
	Waukesha 185DA, DBL	12	All	R197	RF35	X348	SC202	GB203
OC-9	Own	12	All	R197	RF35	X270	SC202	N/A
OC-12	Hercules Gasoline	6	All	R193	RF35	X270	SC202	N/A
	Hercules Diesel	12	All	R197	RF35	X270	SC202	N/A
OC-15	Own	12	All	R197	RF35	X270	SC202	N/A
OC-18	Hercules DFXE	12	1105912	R308	RF35	X228	SC202	GB203
		12	1105103	R308	RF35	X353	SC202	N/A
		12	1105101	N/A	N/A	X353	SC202	N/A
Super 44	Continental F-140, Own	6	All	R193	RF35	X270	SC202	N/A
Super 55	Own	6	All	R193	RF35	X270	SC202	N/A
		12	All	R197	RF35	X270	SC202	N/A
66	Own	6	All	R193	RF35	X360	N/A	GB203
		12	All	R197	RF35	X348	N/A	GB203
Super 66	Own	6	All	R193	RF35	X270	SC202	N/A
		12	All	R197	RF35	X270	SC202	N/A
70	Continental DS6-202	6	All	N/A	N/A	X360	N/A	GB203

● A Borg-Warner Brand "P" Version Also Available See Inside Back Cover.

⁷ Diode Bridge contains 3 Negative and 3 Positive Diodes.

²⁹ Shock Mounting Package R706 available for Delco-Remy type Generators.

³⁶ Two unit type, if Single unit type use R283.

OLIVER — Cont'd

CHARGING SYSTEM PARTS — Cont'd

PARTS FOR GENERATORS — Cont'd

Model	Engine	Volts	For Generator Number	Voltage Regulator ²⁹	Voltage Regulator Fuse	Brush Set	Brush Spring (2 Used)	Bushing
77	Own	6	All	R193	RF35	X360	N/A	GB203
		12	1100953, 1101775	R197	RF35	X348	N/A	GB203
		12	1101779	R197	RF35	X348	N/A	GB203
Super 77	Own	6	All	R193	RF35	X270	SC202	N/A
		12	All	R197	RF35	X270	SC202	N/A
78	Own	12	1101779	R197	RF35	X348	N/A	GB203
		12	1101775	R197	RF35	X348	N/A	GB203
80	Own	6	All	R193	RF35	X360	N/A	GB203
		12	All	N/A	N/A	X348	N/A	GB203
88	Own	6	1101391, 1100504	R193	RF35	X360	N/A	GB203
		12	1100953, 1101775	R197	RF35	X348	N/A	GB203
		12	1101779	R197	RF35	X348	N/A	GB203
Super 88	Own	6	All	R193	RF35	X270	SC202	N/A
		12	All	R197	RF35	X270	SC202	N/A
90	Own	6	946M	R193	RF35	X360	N/A	GB203
		6	1102683	R129	RF35	X228	SC202	GB203
99, Super 99	Own All Exc. Diesel Diesel	6	All	R193	RF35	X360	N/A	GB203
		12	All	R197	RF35	X270	SC202	N/A
Super 99GM, Super 99GMTC	GMC-71	12	1100316	R197	RF35	X270	SC202	N/A
		12	1102023	R308	RF35	X270	SC202	N/A
440	Continental F-140	6	All	R193	RF35	X270	SC202	N/A
550, 770	144, 155, 216, 265, 770	12	1100419	R198	RF35	X270	SC202	N/A
		12	1100314, 322	R197	RF35	X270	SC202	N/A
880	144, 216, 265	12	1100419	R198	RF35	X270	SC202	N/A
		12	1100314, 322	R197	RF35	X270	SC202	N/A
900	90	6	All	R193	RF35	X360	N/A	GB203
950 HC Super	Own	12	All	R197	RF35	X270	SC202	N/A
990	GM3-71	12	All	R308	RF35	X270	SC202	N/A
995	Own	12	1102023	R308	RF35	X270	SC202	N/A
		12	1100322	R197	RF35	X270	SC202	N/A
1600	265, 283, 310, 320, 1600	12	All	R198	RF35	X270	SC202	N/A
1800	265, 283, 1800	12	All	R198	RF35	X270	SC202	N/A
1900	453, 1900	12	All	R198	RF35	X270	SC202	N/A

STARTING SYSTEM PARTS

Model	Engine	Volts	For Starter Number	Brush Set	Brush Spring ⁸	D.E. Bushing	C.E. Bushing	Solenoid Switch	Repair Kit	Starter Lever
CC12	Hercules DJXC	12	All	X346 ⁸	SC902	N/A	SB141	N/A	N/R	N/R
OC-3	Hercules IXB-3	6	All	X357	N/A	N/A	SB65	N/A	N/R	N/R
OC-4-3G	Hercules GO-130	6	All	X145	SC204	SB137	SB138	S79	N/R	N/R
OC-4-3D	Hercules DD-130	12	All	X145	SC204	N/A	SB138	N/A	N/R	N/R

⁸ Starters require various quantities of Brushes & Springs. Order as required.

²⁹ Shock Mounting Package R706 available for Delco-Remy type Generators.

OLIVER — Cont'd

STARTING SYSTEM PARTS — Cont'd										
Model	Engine	Volts	For Starter Number	Brush Set	Brush Spring ⁸	D.E. Bushing	C.E. Bushing	Solenoid Switch	Repair Kit	Starter Lever
OC-6.....	Waukesha 185GA, 185GLB	6	All	X145	SC204	SBO	N/A	N/A	N/R	N/R
	Waukesha 185DA, 185DBL	12	1113007	X291	N/A	SB137	SB138	S24	N/R	N/R
		12	1109170	X346 ⁸	SC902	SB102	SBO	N/A	N/R	N/R
OC-9.....	Own		All	X145	SC204	N/A	SB138	N/A	N/R	N/R
OC-12.....	Hercules Gasoline	6	All	X344 ⁸	N/A	N/A	SB141	N/A	N/R	N/R
	Hercules Diesel	12	All	X346 ⁸	SC902	N/A	SB141	N/A	N/R	N/R
OC-15.....	Own	12	All	X346 ⁸	SC902	N/A	SB141	N/A	N/R	N/R
OC-18.....	Hercules DFXE	12 &								
		24	All	X344 ⁸	SC902	N/A	N/A	N/A	N/R	N/R
Super 44.....	Continental F-140	6	All	X145	N/A	SBO	SBO	S79	N/R	N/R
Super 55.....	Own	6	All	X145	SC204	SBO	N/A	N/A	N/R	N/R
		12	1108610	X145	SC204	SB137	N/A	N/A	N/R	N/R
		12	1108632, 648	X145	SC204	SB106	SB138	N/A	N/R	N/R
		12	1107682	X265	SC206	SBO	SBO	S72	N/R	N/R
66.....	Own	6	All	X145	SC204	SBO	N/A	N/A	N/R	N/R
		12	1108610	X145	SC204	SB137	N/A	N/A	N/R	N/R
		12	1108632	X145	SC204	SB106	SB138	N/A	N/R	N/R
Super 66.....	Own	12	1107682	X265	SC206	SBO	SBO	S72	N/R	N/R
		12	1108648	X145	SC204	SB106	SB138	N/A	N/R	N/R
70.....	Continental DS-6-202	6	All	X145	SC204	SBO	N/A	N/A	N/R	N/R
77.....		6	All	X145	SC204	SBO	N/A	N/A	N/R	N/R
		12	All	X346 ⁸	SC902	N/A	SBO	N/A	N/R	N/R
Super 77.....	All Except Diesel Diesel	12	1107682	X265	SC206	SBO	SBO	S72	N/R	N/R
		12	1113075, 88	X291	N/A	SB148	SB138	S120	SR24	N/A
		12	1113007	X291	N/A	SB137	SB138	S24	N/R	N/R
80.....	Own	6	700, 759	X344 ⁸	N/A	SBO	SB65	N/A	N/R	N/R
		6	737	X344 ⁸	N/A	N/A	SB141	N/A	N/R	N/R
		6 & 12	1107423, 824	X145	SC204	SBO	N/A	N/R	N/R	N/R
88.....		6	All	X145	SC204	SBO	N/A	N/A	N/R	N/R
		12	All	X346 ⁸	SC901	N/A	SBO	N/A	N/R	N/R
88 Super.....	Gasoline, L.P.G., Own	12	1107682	X265	SC206	SBO	SBO	S72	N/R	N/R
		12	1113075	X291	N/A	SB148	SB138	S120	SR24	N/A
		12	1113007	X291	N/A	SB137	SB138	S24	N/R	N/R
90.....	Own	6	700, 759	X344 ⁸	N/A	SBO	SB65	N/A	N/R	N/R
		6	737	X344 ⁸	N/A	N/A	SB141	N/A	N/R	N/R
		6 & 12	1107423, 824	X145	SC204	SBO	N/A	N/R	N/R	N/R
99.....	Own 4 Cylinder	6	All	X344 ⁸	N/A	SBO	SB65	N/A	N/R	N/R
Super 99.....	Own 6 Cylinder All Except Diesel	6	1109753	X344 ⁸	N/A	SBO	SB65	N/R	N/R	N/R
		6	1108951	X306 ⁸	SC902	N/A	SBO	S5	N/R	N/R
		6	1113014	X291	N/A	N/A	SB138	S5	N/R	N/R
	Diesel	12	1109229	X346 ⁸	SC902	SB102	SBO	N/A	N/R	N/R
		12	1113602	X291	N/A	SB102	SB138	N/A	N/R	N/R
99GM, GMTC....	GM3-71	12	All	X346 ⁸	SC902	N/A	SB141	N/A	N/R	N/R
				X265	N/A	N/A	N/A	N/A	N/R	N/R
440.....	All	6	All	X291	N/A	SBO	SBO	S79	N/R	N/R

⁸ Starters require various quantities of Brushes & Springs. Order as required.

OLIVER — Cont'd

STARTING SYSTEM PARTS — Cont'd										
Model	Engine	Volts	For Starter Number	Brush Set	Brush Spring ^a	D.E. Bushing	C.E. Bushing	Solenoid Switch	Repair Kit	Starter Lever
500, 550	144, 216, 265, 550									
	Gas & Diesel	6	All	X145	SC204	SB0	N/A	N/A	N/R	N/R
	Gas & Diesel	12	1107358	X265	SC206	SB0	SB0	N/A	N/R	N/R
	Gas & Diesel	12	1107538	X291	SC206	SB106	SB138	S88	SR12	N/A
	Diesel	12	1107539	X291	SC206	N/A	SB138	●S100	SR16	SC212
	Gas & Diesel	12	1107682	X265	SC206	SB0	SB0	S72	N/R	N/R
	Gas & Diesel	12	1108610	X145	SC204	SB137	N/A	N/A	N/R	N/R
	Gas & Diesel	12	1108632	X145	SC204	SB106	SB138	N/A	N/R	N/R
500, 550	Diesel	12	1108648	X145	SC204	SB106	SB138	N/A	N/R	N/R
770, 880	144, 216, 232, 265, 770, 880									
	Gas & Diesel	12	1107358	X265	SC206	SB0	SB0	N/A	N/R	N/R
	Gas & Diesel	12	1107538	X291	SC206	SB106	SB138	S88	SR12	N/A
	Gas & Diesel	12	1107682	X265	SC206	SB0	SB0	S72	N/R	N/R
	Gas	12	1108431	X265	SC206	N/A	SB0	●S100	SR16	SC212
	Diesel	12	1113088	X291	N/A	SB148	SB138	S120	SR24	N/A
	Diesel	12	1113098	X291	N/A	SB148	SB138	S120	SR24	N/A
	Diesel	12	1113139	X291	N/A	SB148	SB138	S120	SR24	N/A
900	All	6	All	X344 ^a	N/A	N/A	SB141	N/A	N/R	N/R
950	950 All Except Diesel	12	All	X291	N/A	N/A	SB138	S72	N/R	N/R
	Diesel	12	All	X291	N/A	N/A	SB138	N/A	N/R	N/R
990, 995	GM3-71	12	All	X346 ^a	SC902	N/A	SB141	N/A	N/R	N/R
1255, 1355, 1550, 1555	232, 265, 283, 310, 1500									
	Gas & LPG	12	1107358	X265	SC206	SB0	SB0	N/A	N/R	N/R
	Gas & LPG	12	1108431	X265	SC206	N/A	SB0	●S100	SR16	SC212
	Diesel	12	1113139	X291	N/A	SB148	SB138	S120	SR24	N/A
	Diesel	12	1109253	X291	N/A	SB135	SB138	●S100	SR16	SC212
1600	1600 All Except Diesel	12	All	X265	SC206	SB0	SB0	S72	N/R	N/R
	Diesel	12	All	X291	N/A	SB137	SB138	S120	SR24	N/A
1650, 1655, 1750, 1755	265, 283, 320, 1650, 1750									
	Gas & LPG	12	1107358	X265	SC206	SB0	SB0	N/A	N/R	N/R
	Gas & LPG	12	1108431	X265	SC206	N/A	SB0	●S100	SR16	SC212
	Diesel	12	1113098, 88	X291	N/A	SB148	SB138	S120	SR24	N/A
	Diesel	12	1113139	X291	N/A	SB148	SB138	S120	SR24	N/A
	Diesel	12	1113656	X291	N/A	SB148	SB138	S120	SR24	N/A
	Diesel	12	1109253	X291	N/A	SB135	SB138	●S100	SR16	SC212
1800	1800 All Except Diesel	12	All	X265	SC206	SB0	SB0	S72	N/R	N/R
	Diesel	12	1113088, 98	X291	N/A	SB148	SB138	S120	SR24	N/A
	Diesel	12	1113165	X291	N/A	SB148	SB138	S120	SR24	N/A
1850, 1855	310, 320, 354, 1850									
	Gas & LPG	12	1107358	X265	SC206	SB0	SB0	N/A	N/R	N/R
	Gas & LPG	12	1107682	X265	SC206	SB0	SB0	S72	N/R	N/R
	Gas & LPG	12	1108431	X265	SC206	N/A	SB0	●S100	SR16	SC212
	Diesel	12	1113088	X291	N/A	SB148	SB138	S120	SR24	N/A
	Diesel	12	1113098	X291	N/A	SB148	SB138	S120	SR24	N/A
	Diesel	12	1113139	X291	N/A	SB148	SB138	S120	SR24	N/A
	Diesel	12	1113656	X291	N/A	SB148	SB138	S120	SR24	N/A

● A Borg-Warner Brand "P" Version Also Available See Inside Back Cover.

^a Starters require various quantities of Brushes & Springs. Order as required.

OLIVER — Cont'd

STARTING SYSTEM PARTS — Cont'd										
Model	Engine	Volts	For Starter Number	Brush Set	Brush Spring ⁸	D.E. Bushing	C.E. Bushing	Solenoid Switch	Repair Kit	Starter Lever
1900, 1950, T, 1955, T.....	4-53, 310, 1900, 1950, 1955 Diesel	12	All	X291	N/A	SB148	SB138	S120	SR24	N/A
2050, 2055, 2150, T, 2155, T, 2655.....	118HP, 131HP, 2150T, 2155T, 2050, D-585-6	12 12	All 1114171	X306 ⁸ X347 ⁸	N/A N/A	N/A N/A	SB141 SB141	N/A S727	N/R N/R	N/R N/A
2255	3150	12	1114156	X347 ⁸	N/A	SB131	SB141	S725	²⁷	SC182
2655	585	12	1114110	X347 ⁸	N/A	N/A	SB141	S725	²⁷	N/A

STARTER DRIVES

Year	Model or Engine	Part No.	Year	Model or Engine	Part No.
1969-64	All Eng. 1850, 1950T, 1955T w/Str. 1113136...	SD282	1964-57	All Eng. OC-4G, OC-6, OC-9 w/Str. 1108632, 1108648, 1113088.....	SD279
1969-48	All Eng. OG, OG-6, 55, 60, 66, 70, 80, 88, 99, 550, 770, 800, 1600, 1800, 1900 w/Str. 722H, 738U, 1107065, 1107147, 1107423, 1107682, 1107939, 1109229, 1109452, 1109753.....	SD135	1960-49	All Eng. All Models w/Str. 1113007, 1113075 ..	SD282
			1959-58	All Eng. OC-4-3G w/Str. 1108069, 1108076.....	SD568
			1952-44	All Eng. DG, 90, 99, 900 w/Str. 661, 770	SD144

ROPER COMPACT RIDING TRACTORS

CHARGING SYSTEM PARTS					
Model	Engine	Volts	Voltage Regulator	Voltage Regulator Fuse	Brush Set
Craftsman 32" Riding-Mower, Custom 600.....	Lauson 6 H.P.	12	R220	RF35	X354
Custom 7, 10XL, 600.....	Lauson HH-70, HH-100	12	R220	RF35	X354
Suburban 8, 10, 12, SS-12, Hydro-Trac 12.....	Lauson HH-80, HH-100, HH-120	12	R220	RF35	X354
TO 22, TO 2331R.....	Lauson (Tecumseh) HH-100	12	R220	RF35	X354

SIMPLICITY COMPACT RIDING TRACTORS

CHARGING SYSTEM PARTS					
Model	Engine	Volts	Voltage Regulator	Voltage Regulator Fuse	Brush Set
Broadmoor	Briggs & Stratton 143700	12	R220	RF35	X354
Broadmoor 535	Briggs & Stratton 130902	12	R220	RF35	X354
Broadmoor 637	Briggs & Stratton 170702	12	R220	RF35	X354
Broadmoor 717, 727	Briggs & Stratton	12	R220	RF35	X354
Broadmoor 990303	Briggs & Stratton	12	R199	RF35	X354
Four Wheel 725	Briggs & Stratton 19	12	R220	RF35	X354

⁸ Starters require various quantities of Brushes & Springs. Order as required.

²⁷ SR13 for Solenoids w/Oval Face Plate; SR26 for Solenoids w/Square Face Plate.

SIMPLICITY — Cont'd

CHARGING SYSTEM PARTS — Cont'd

Model	Engine	Volts	Voltage Regulator	Voltage Regulator Fuse	Brush Set
Landlord	Briggs & Stratton 23	12	R317	RF35	X354
Landlord 2110	Briggs & Stratton	12	N/A	N/A	X354
Sovereign 3012	Briggs & Stratton	12	N/A	N/A	X354
728.....	Briggs & Stratton 191701	12	R220	RF35	X354
3410, S, H.....	Briggs & Stratton 243431	12	N/A	N/A	X354
7010 Landlord	Briggs & Stratton 10 H.P.	12	R198	RF35	X354
7013 Baron, 7016 Sovereign	Briggs & Stratton 13 H.P.	12	N/A	N/A	X354

STEIGER TRACTORS

CHARGING SYSTEM PARTS

PARTS FOR ALTERNATORS

Model	Engine	Volts	For Alternator Number	Voltage Regulator	Brush Holder Assy.	Brush Set	Positive Diode (3 Used)	Negative Diode (3 Used)	Hardware Kit	Diode Trio
103, 106	Cummins 855									
104, 105	Cat 3306									
107, 108	Cummins 903	12	1117732	R716	N/R	N/R	SC117 Assembly ⁷	N/A	N/A	SC228
ST, PT 220, 225, 251.....	Cummins 855									
ST, PT 250, 270	Cummins 855									
ST, PT 310, 320	Cummins 903									
ST, PT 325.....	Cat. 3406	12	1117732	R716	N/R	N/R	SC117 Assembly ⁷	N/A	N/A	SC228
Tiger 111, 470	Cummins KTA 1150									
Tiger 450.....	Cat. 3408	12	1117481	R716	N/R	N/R	SC117 Assembly ⁷	N/A	N/A	SC228
Bearcat 225, Cougar 250.....	Cat. 3306	12	1117160	R716	N/R	N/R	SC117 Assembly ⁷	N/A	N/A	N/A
Cougar 280.....	Cat. 3406	12	1117732	R716	N/R	N/R	SC117 Assembly ⁷	N/A	N/A	SC228
9110, 9130	All	12	1105539, 10479927	●R291	N/A	N/A	N/A	N/A	N/A	SC113
9170, 9180	All	12	1117732	R716	N/R	N/R	SC117 Assembly ⁷	N/A	N/A	SC228
9190.....	All	12	1117481	R716	N/R	N/R	SC117 Assembly ⁷	N/A	N/A	SC228
All	All	12	RA12N600, 8AR2007	R326	N/A	N/A	N/A	N/A	N/A	N/A

STARTING SYSTEM PARTS

Model	Engine	Volts	For Starter Number	Brush Set	Brush Spring ⁸	D.E. Bushing	C.E. Bushing	Solenoid Switch	Repair Kit	Starter Lever
101, 104, 105 ...	Cat. 3208, 3306	12	1114733	X347 ⁸	SC902	N/A	N/A	S727	N/R	N/A
103, 106, 107, 108.....	Cummins 855, 903	12	1114194	X347 ⁸	N/A	N/A	N/A	S725	²⁷	N/A

● A Borg-Warner Brand "P" Version Also Available See Inside Back Cover.

⁷ Diode Bridge contains 3 Negative and 3 Positive Diodes.

⁸ Starters require various quantities of Brushes & Springs. Order as required.

²⁷ SR13 for Solenoids w/Oval Face Plate; SR26 for Solenoids w/Square Face Plate.

STEIGER — Cont'd

STARTING SYSTEM PARTS — Cont'd

Model	Engine	Volts	For Starter Number	Brush Set	Brush Spring ⁸	D.E. Bushing	C.E. Bushing	Solenoid Switch	Repair Kit	Starter Lever
ST, PT 210, 250, 270, Bearcat 225, Cougar 250.....	Cat. 3208, 3306	12	1114746	X347 ⁸	SC902	N/A	N/A	S727	N/R	N/A
		12	1114833	SC168	N/A	N/A	N/A	S727	N/R	N/A
ST, PT 220, 225, 251, Panther 310.....	Cummins 855	12	1114747	X347 ⁸	SC902	N/A	N/A	S727	N/R	N/A
		12	1114820	SC168	N/A	N/A	N/A	S727	N/R	N/A
ST, PT 310, 320.	Cummins 903	12	1114058	X347 ⁸	N/A	N/A	SB141	S725	²⁷	N/A
		12	1114889	SC168	N/A	N/A	N/A	S725	²⁷	N/A
ST, PT 325, Cougar 280, Panther 325.....	Cat. 3406	12	1114058	X347 ⁸	N/A	N/A	SB141	S725	²⁷	N/A
		12	1114889	SC168	N/A	N/A	N/A	S725	²⁷	N/A
Tiger III	Cummins KTA 1150	24	1109978	X401	SC902	N/A	N/A	S726	²⁸	SC182
		24	1109841	X401	SC902	SB165	N/A	S726	²⁸	SC182
Tiger 450.....	Cat. 3408									
Tiger 470.....	Cummins KTA 1150	24	1990270	X400	N/A	SB165	N/A	S726	²⁸	SC182
9110, 9130, 9150, 9190	All	12	1990370	X395	N/A	SB165	SB148	S5019	SR29	N/A
9150, 9170, 9180	All	12	1990352	X395	N/A	SB165	SB148	S5019	SR29	N/A
All	All	24	1990269, 10478911	X400	N/A	SB165	N/A	S726	²⁸	SC182
		12	1990379	X395	N/A	SB165	SB148	S5019	SR29	N/A
		12	1990458	X395	N/A	SB165	SB148	S5084	N/R	N/A
		24	1990483	X396	N/A	SB165	SB148	S5021	SR30	N/A
		12	1990466	X395	N/A	SB165	SB148	S5084	N/R	N/A
		12	10479003	N/A	N/A	SB165	SB148	S5084	N/R	N/A

STARTER DRIVES

Year	Model or Engine	Part No.
All	All Eng. All Models w/Str. 1109841, 1109978, 1114058, 1114194, 1114747, 1114820, 1114889, 1990269, 1990270, 1990352, 1990458, 1990483, 10478911	SD486
All	All Eng. All Models w/Str. 1114733, 1114746, 1114833, 1990370, 1990379, 1990466, 10479003	SD489

⁸ Starters require various quantities of Brushes & Springs. Order as required.
²⁷ SR13 for Solenoids w/Oval Face Plate; SR26 for Solenoids w/Square Face Plate.

²⁸ SR14 for Solenoids w/Oval Face Plate; SR27 for Solenoids w/Square Face Plate.

TOUYOUSHA TRACTORS

CHARGING SYSTEM PARTS

PARTS FOR ALTERNATORS

Model	Engine	For Alternator Number	Volts	Amps	Voltage Regulator
Misc. Tractors	S135, S148, 3S150, 3S200, 3S221	12013077200	12	35	R741
		12140077201	12	20	R741
		12350077200	12	35	R741
		12408077201	12	35	R741
		12461077201	12	35	R741
		12817177200	12	35	R741
		12827077200	12	35	R741
		12977277200	12	55	R741
		12979577200	12	35	R741
		17105877200	12	25	R741
		5001810100	12	35	R741
		6581-200-304-2	12	20	R741
		6581-200-338-0	12	35	R741
		6581-200-349-0	12	35	R741

WHITE FARM TRACTORS

PARTS FOR DISTRIBUTORS & COILS

Model	For Engine or Distributor	Contact Assembly*					Rotor	6 Volt Coil ^{1,5}	12 Volt Coil ^{1,5}
		Heavy Duty	Heavy Duty Pierced	Con-denser	Cap				
U-302, Jet Star 3	222A-4 Gas & LPG 1112642	A103M	●A109V	●G126	C167	●D152	N/A	E40	
G-950	425 Gas 1112684	A103M	●A109V	●G126	●C168	●D152	N/A	●E30	
G-1050, 1350, 2155, A4T-1600 .	504A-6, 504B-6 LPG 1112662	A103M	●A109V	●G126	●C168	●D152	N/A	●E30	

CHARGING SYSTEM PARTS

PARTS FOR ALTERNATORS

Model	Engine	Volts	For Alternator Number	Voltage Regulator	Brush Holder Assembly	Brush Set	Positive Diode (3 Used)	Negative Diode (3 Used)	Hard-ware Kit	Diode Trio	Alt. Con-denser
2-70	Wauk. 283, D, G										
2-85, 2-105 ...	Perkins 354	12	1102925, 36, 1103130	●R291	X359	N/A	SC5 Assembly ⁷		SC124	SC113	N/A
			1100578, 81	●R291	X303	X301	SC5 Assembly ⁷		SC124	SC113	N/A
			1103138	●R291	X359	N/A	SC5 Assembly ⁷		SC124	SC113	N/A
2-88, 2-110 ...	Perkins 354	12	1105068, 072	●R291	X359	N/A	SC111 Assembly ⁷		N/A	SC113	N/A
2-150	White 585	12	1100578, 81	●R291	X303	X301	SC5 Assembly ⁷		SC124	SC113	N/A
2-135, 155	Hercules	12	1102925, 36	●R291	X359	N/A	SC5 Assembly ⁷		SC124	SC113	N/A
2-180	All	12	1117803	R716	N/R	N/R	SC117 Assembly ⁷		N/A	N/A	N/A

● A Borg-Warner Brand "P" Version Also Available See Inside Back Cover.

* For Standard Contact Assembly see Conversion Table.

¹ When Coil Bracket is required, refer to Illustrated Bracket Guide.

⁵ For Epoxy Coils see Conversion Table.

⁷ Diode Bridge contains 3 Negative and 3 Positive Diodes.

WHITE — Cont'd

CHARGING SYSTEM PARTS — Cont'd

PARTS FOR ALTERNATORS — Cont'd

Model	Engine	Volts	For Alternator Number	Voltage Regulator	Brush Holder Assembly	Brush Set	Positive Diode (3 Used)	Negative Diode (3 Used)	Hard-ware Kit	Diode Trio	Alt. Con-denser
4-150, 4-180 ..	Cat. V8636	12	1100578, 81	●R291	X303	X301	SC5 Assembly ⁷		SC124	SC113	N/A
		12	1102925, 26	●R291	X359	N/A	SC5 Assembly ⁷		SC124	SC113	N/A
4-225, 4-270 ..	All	12	1117160	R716	N/R	N/R	N/A	N/A	N/A	N/A	N/A
		12	1117803	R716	N/R	N/R	SC117 Assembly ⁷		N/A	N/A	N/A
G-955	425	12	1100578, 81	●R291	X303	X301	SC5 Assembly ⁷		SC124	SC113	N/A
G-1055	504										
G-1355	585										
1555	Wauk. 232	12	1100578, 81	●R291	X303	X301	SC5 Assembly ⁷		SC124	SC113	N/A
1655	Wauk. 265, 283										
1755D, G	Wauk. 283, 320	12	1100805, 8	R283	X302	X293	SC2P	SC2N	N/R	N/R	G80
1855, 1955 ...	Wauk. 310										
2255	Cat. 3150	12	1100578, 81	●R291	X303	X301	SC5 Assembly ⁷		SC124	SC113	N/A
2655	Own 585										
All	All	12	1105422	●R291	X353	N/A	SC111 Assembly ⁷		N/A	SC113	N/A
		12	1117732	R716	N/R	N/R	SC117 Assembly ⁷		N/A	SC228	N/A
		12	24730B, 8HC2009P	R2000	N/A	N/A	N/A	N/A	N/A	N/A	N/A
		12	10A29415, 10B29800, 10A31126, 402501505, RA12N451D, 8AR20045, 8AR2015K	R326	N/A	N/A	N/A	N/A	N/A	N/A	N/A
		12	12SA105	R342	N/A	N/A	N/A	N/A	N/A	N/A	N/A

STARTING SYSTEM PARTS

Model	Engine	Volts	For Starter Number	Brush Set	Brush Spring ⁸	D.E. Bushing	C.E. Bushing	Solenoid Switch	Repair Kit	Starter Lever
2-70, 2-85, 2-105	Wauk. 283, G, D	12	1108431	X265	SC206	N/A	SB0	●S100	SR16	SC212
		12	1109253	X291	N/A	N/A	SB138	●S100	SR16	SC212
		12	1113656	X291	N/A	SB148	SB138	S120	SR24	N/A
2-88, 2-110	All	12	1993762	X397	N/A	SB148	SB148	S5131	N/R	N/A
2-88, 2-110	Perkins 354	12	1113656	X291	N/A	SB148	SB138	S120	SR24	N/A
		12	1990326	X397	N/A	SB148	SB148	N/A	N/R	N/A
2-100, 2-120, 2-140, 2-185 ...	All	12	1998457	X322	SC225	SB201	N/A	S941	N/R	SC212
2-135, 2-155	All	12	1990370	X395	N/A	SB165	SB148	S5019	SR29	N/A
2-135, 2-155	Hercules 478 White 478	12	1114748	X347 ⁸	SC902	N/A	N/A	S725	²⁷	N/A
		12	1114834	SC168	N/A	N/A	N/A	S725	²⁷	N/A
2-150	White 585	12	1114110	X347 ⁸	N/A	N/A	SB141	S725	²⁷	N/A
2-160	All	12	1993794	X397	N/A	SB148	SB148	S5131	N/R	N/A
		12	1993795	X395	N/A	SB165	SB148	S5019	SR29	N/A
2-180	All	12	1990403	X395	N/A	SB165	SB148	S5019	SR29	N/A

● A Borg-Warner Brand "P" Version Also Available See Inside Back Cover.

⁷ Diode Bridge contains 3 Negative and 3 Positive Diodes.

⁸ Starters require various quantities of Brushes & Springs. Order as required.

²⁷ SR13 for Solenoids w/Oval Face Plate; SR26 for Solenoids w/Square Face Plate.

WHITE — Cont'd

STARTING SYSTEM PARTS — Cont'd										
Model	Engine	Volts	For Starter Number	Brush Set	Brush Spring ⁸	D.E. Bushing	C.E. Bushing	Solenoid Switch	Repair Kit	Starter Lever
2-180, 4-150, 4-180, 4-210, 4-225	Cat. 3208, V8-636	12	1114138, 56	X347 ⁸	N/A	N/A	SB141	S725	²⁷	N/A
		12	1114832	SC168	N/A	N/A	N/A	S725	²⁷	N/A
4-225, 4-270	All	12	1990370	X395	N/A	SB165	SB148	S5019	SR29	N/A
		12	1990403	X395	N/A	SB165	SB148	S5019	SR29	N/A
4-225, 270	Cat. 3208, 3306	12	1114834	SC168	N/A	N/A	N/A	S725	²⁷	N/A
U-302 Gas & LPG, Jet Star 3 Gas & Diesel ...	222A4 Gas & LPG, 206L-4 Diesel Gas & LPG Diesel Jet Star 3 (Gas)	12	1107356	X358	SC206	N/A	SB0	●S100	SR16	SC212
		12	1107576	X291	SC206	N/A	SB138	●S100	SR16	SC212
		12	1108416	X265	SC206	N/A	SB0	●S100	SR16	SC212
G-955	425	12	1113698	X347 ⁸	N/A	SB148	N/A	N/A	N/R	N/R
G-950	425 Gas 451 Diesel	12	1107576	X291	SC206	N/A	SB138	●S100	SR16	SC212
		12	1114110	X347 ⁸	N/A	N/A	SB141	S725	²⁷	N/A
G-1050, 1055, 1350, 1355, 2055	A4T-1600, 504-B-6 LPG, A4T-140, 504-A-6 Diesel D-585-6 LPG Diesel	12	1107576	X291	SC206	N/A	SB138	●S100	SR16	SC212
		12	1114110	X347 ⁸	N/A	N/A	SB141	S725	²⁷	N/A
1555	Wauk. 232									
1655	Wauk. 265, 283									
1755G	Wauk. 283									
1755D	Wauk. 320									
1855	Wauk. 310 Gas & NGVG Diesel	12	1108431	X265	SC206	N/A	SB0	●S100	SR16	SC212
		12	1109253	X291	N/A	N/A	SB138	●S100	SR16	SC212
		12	1113139	X291	N/A	SB148	SB138	S120	SR24	N/A
1955	Wauk. 310	12	1113656	X291	N/A	SB148	SB138	S120	SR24	N/A
2155, 2655	A4T-1600, 504B-6 LPG D-585-6 Diesel A4T-1400, 2455 D504A-L Diesel LPG Diesel Except 451 Engine For 451 Engine	12	1107576	X291	SC206	N/A	SB138	●S100	SR16	SC212
		12	1114110	X347 ⁸	N/A	N/A	SB141	S725	²⁷	N/A
		12	1113698	X347 ⁸	N/A	SB148	N/A	N/A	N/R	N/R
2255	Cat. 3150	12	1114156	X347 ⁸	N/A	N/A	SB141	S725	²⁷	N/A
All	All	12	1990379	X395	N/A	SB165	SB148	S5019	SR29	N/A
		12	1990317, 1993871, 1993881	X397	N/A	SB148	SB148	N/A	N/A	N/A
		12	1113281	X615	SC903	SB206	N/A	S5125	N/A	SC952

● A Borg-Warner Brand "P" Version Also Available See Inside Back Cover.

⁸ Starters require various quantities of Brushes & Springs. Order as required.

²⁷ SR13 for Solenoids w/Oval Face Plate; SR26 for Solenoids w/Square Face Plate.

WHITE — Cont'd

STARTING SYSTEM PARTS — Cont'd

STARTER DRIVES

Year	Model or Engine	Part No.	Year	Model or Engine	Part No.
All	All Eng. All Models w/Str. 1107356, 1108416 ..	SD221	All	All Eng. All Models w/Str. 1114110, 1114138, 1114156, 1114748, 1114832, 1114834, 1990370, 1990379, 1990403, 1993795.....	SD489
All	All Eng. All Models w/Str. 1113698	SD282			
All	All Eng. All Models w/Str. 1998457	SD302			
All	All Eng. All Models w/Str. 1990326, 1993762, 1993794, 1993881	SD914			

PARTS FOR DELCO-REMY (Magneto-Conversion) DISTRIBUTORS

For Distributors	Contact Assembly*							
	Heavy Duty	Heavy Duty Pierced	Con- denser	Cap	Dust Cap	Rotor	6 Volt Coil ^{1,5}	12 Volt Coil ^{1,5}
⁴⁰ 1111558-2 Cyl. 6 Volt	A40H	A40V	G102A	N/A	C80	D10	E1	N/R
2 Cyl. 12 Volt	A40H	A40V	G102A	N/A	C80	D10	N/R	E40
⁴¹ 1111411-4 Cyl. 6 Volt (Clockwise)	A40H	A40V	G102A	C150	C80	D10	E1	N/R
⁴² 1111412-6 Cyl. 6 Volt (Clockwise)	A40H	A40V	G102A	C16A	C80	D10	E1	N/R
⁴³ 1111414-4 Cyl. 6 Volt (Counter Clockwise)	A40H	A40V	G102A	C150	C80	D10	E1	N/R

YANMAR TRACTORS

CHARGING SYSTEM PARTS

PARTS FOR ALTERNATORS

Model	Engine	For Alternator Number	Volts	Amps	Voltage Regulator
Misc. Tractors	4T90L, 4T95, 4T112	12013077200	12	35	R741
		12140077201	12	20	R741
		12350077200	12	35	R741
		12408077201	12	35	R741
		12461077201	12	35	R741
		12817177200	12	35	R741
		12827077200	12	35	R741
		12977277200	12	55	R741
		12979577200	12	35	R741
		17105877200	12	25	R741
		5001810100	12	35	R741
		6581-200-304-2	12	20	R741
		6581-200-338-0	12	35	R741
		6581-200-349-0	12	35	R741

* For Standard Contact Assembly see Conversion Table.

¹ When Coil Bracket is required, refer to Illustrated Bracket Guide.

⁵ For Epoxy Coils see Conversion Table.

⁴⁰ This Distributor will replace the Original Equipment Magneto on the following models: John Deere — Model B 6 Volt, Model A & G 12 Volt.

⁴¹ This Distributor will replace the Original Equipment Magneto on the following Models: Allis-Chalmers — B, C, W, WF; Case — D, DC, DO (After Serial No. 4607033) S, SC, SI; Farmall — A, AV, B, BN, CH, HV, M, MDV, MV; International — I-4, I-6, T-6; McCormick-Deering — O-4, O-6, O5-6, W-4, W-6.

⁴² This Distributor will replace the Original Equipment Magneto on the following Models: Oliver — 70HC, 70KD.

⁴³ This Distributor will replace the Original Equipment Magneto on the following Models: Farmall — MD; International — 19, ID-6, ID-9, T-9, T-14, TD-6, TD-14; McCormick-Deering — W-9, WD-6, WDR-9, WR-9.

ALLIS-CHALMERS COMBINES

(Includes Gleaner-Baldwin)

PARTS FOR HIGH ENERGY IGNITION DISTRIBUTORS

Model	For Engine or Distributor	Pick-Up Tie Color Code	Pick-Up	Control Module Δ	R.F.I. Capacitor	Cap	Resistor Brush	Cap Cover	Rotor	12 Volt Coil
F & K	6-292, 6-250 Gas 1110665, 700	Yellow	ME9	●CBE4	G84	●C187	N/R	N/R	●D158	E41
F, G & K	6-292, 6-250 Gas 1110722	Yellow	ME9	●CBE4	G84	●C198	C210A	C185	●D157	●E42

PARTS FOR DISTRIBUTORS & COILS

Model	Engine or Distributor No.	Contact Assembly*		Con- denser	Cap	Dust Cap	Rotor	6 Volt Coil ^{1,5}	12 Volt Coil ^{1,5}	
		Heavy Duty	Heavy Duty Pierced							
A, A2, AH (Hillside) B, B Rice, C, C2, CH (Hillside), CR Rice.....	G-230, GB-230, G-262	A40H	A40V	G102A	C16 ²	C80	D10	N/R	E40	
E, E2, E3	G-226	A40H	A40V	G102A	C150	C80	D144	N/R	E40	
E3	G-250	A103M	●A109V	●G126	●C168	N/A	●D152	N/R	●E30	
F	G-262, B, GB-230, G-292, G-250 For 1112461, 1112479, 1112640 Dist. All Others	A103M A40H	●A109V A40V	●G126 G102A	●C168 C16 ²	N/A C80	●D152 D10	N/R N/R	E40 ^{5,2} E40	
G	2800 Gas, 1112472 Dist. 350 Gasoline, 1110640 Dist.	A103M A72	●A109V N/A	●G126 ●G126	●C168 C145	N/A N/R	●D152 D134	N/R N/R	●E30 E31	
K	6-250, 6-292	A103M	●A109V	●G126	●C168	N/A	●D152	N/R	●E30	
L, M	V8-350 1110640 Dist.	A72	N/A	●G126	C145	N/A	D134	N/R	E31	
R	GB-230, G-262, B	A40H	A40V	G102A	C16 ²	C80	D10	N/R	E40	
6B	1112562, 601, 655	A40H	A40V	G102A	C16 ²	C80	D10	N/R	E40	
Super 100	W-226	A40H	A40V	G102A	C16A	C80	D144	E1	N/R	
66, 72, 90	G-149	A40H	A40V	G102A	C150	C80	D144	E1	E40	
See Magneto Guides for Additional Information										

CHARGING SYSTEM PARTS

PARTS FOR ALTERNATORS

Model	Engine or Alternator No.	Voltage Regulator ⁵³	Brush Holder Assembly	Brush Set	Positive Diode (3 Used)	Negative Diode (3 Used)	Hardware Kit	Diode Trio	Alt. Con- denser
E, E3, F.....	6-250, 6-262, 6-292 Gas 2800 Diesel 1100808, 71	R310	X302	X293	SC2P	SC2N	N/R	N/R	G80

● A Borg-Warner Brand "P" Version Also Available See Inside Back Cover.

* For Standard Contact Assembly see Conversion Table.

Δ Use CL80 Heat Sink Compound on all Metal Surfaces of this Module.

¹ When Coil Bracket is required, refer to Illustrated Bracket Guide.

² For Heavy Duty Cap use C16A.

⁵ For Epoxy Coils see Conversion Table.

⁵² For Coil with Resistor use ●E30.

⁵³ R622 available for Delco-Remy Alternator type Regulators.

ALLIS-CHALMERS — Cont'd

CHARGING SYSTEM PARTS — Cont'd

PARTS FOR ALTERNATORS — Cont'd

Model	Engine or Alternator No.	Voltage Regulator ⁵³	Brush Holder Assembly	Brush Set	Positive Diode (3 Used)	Negative Diode (3 Used)	Hardware Kit	Diode Trio	Alt. Con-denser
F	6-292 Gas, 433, 2350 Diesel 1102936	●R291	X359	N/A	SC5 Assembly ⁷		SC124	SC113	N/A
	4-200 Diesel 1101439	●R291	N/A	N/A	N/A	N/A	N/A	SC113	N/A
	4-200 Diesel 1105539	●R291	N/A	N/A	N/A	N/A	N/A	SC113	N/A
G	2800 Gas V8-350 Gas 2900 Diesel 1100808, 71	R310	X302	X293	SC2P	SC2N	N/R	N/R	G80
	6-250 Gas, 2300 Diesel 1102936	●R291	X359	N/A	SC5 Assembly ⁷		SC124	SC113	N/A
K	6-250 Gas 1100808, 71	R310	X302	X293	SC2P	SC2N	N/R	N/R	G80
	6-250 Gas 1100580	●R291	X303	X301	SC5 Assembly ⁷		SC124	SC113	N/A
	433 Diesel 1102936	●R291	X359	N/A	SC5 Assembly ⁷		SC124	SC113	N/A
	4-200 Diesel 1101439	●R291	N/A	N/A	N/A	N/A	N/A	SC113	N/A
	4-200 Diesel 1105539	●R291	N/A	N/A	N/A	N/A	N/A	SC113	N/A
L & M	350 Gas, 2900 Diesel 1100587	●R291	X303	X301	SC5 Assembly ⁷		SC124	SC113	N/A
	649, 670, 2900, 3500 Diesel 1102937	●R291	X359	N/A	SC5 Assembly ⁷		SC124	SC113	N/A
	6301, 6-426 Diesel 1105539	●R291	N/A	N/A	N/A	N/A	N/A	SC113	N/A
N5, N6, N7.....	6-426, 6-516 Diesel 1105539	●R291	N/A	N/A	N/A	N/A	N/A	SC113	N/A

PARTS FOR GENERATORS

Model	For Engine	Volts	For Generator Number	Voltage Regulator ²⁹	Voltage Regulator Fuse	Brush Set	Brush Spring (2 Used)
A, A2, AH (Hillside), B, B Rice ...							
C, C2, CH (Hillside), CR Rice.....	G-262	12	All	R317	RF35	X270	SC202
	G-230, D-262	12	All	N/A	N/A	X270	SC202
	All Others	12	1102062	N/A	N/A	X270	SC202
		12	1102225	R317	RF35	X270	SC202
		12	1102334	R153	RF35	X270	SC202
E, E3.....	G-226, 6-250	12	All Std. Gen.	R317	RF35	X270	SC202
		12	Opt. 30 Amp. Gen.	R153	RF35	X270	SC202
F	G-262, B Gas, 2800 Diesel	12	All	N/A	N/A	X270	SC202
R	GB-230, G-262, B	12	All	N/A	N/A	X270	SC202
66, 72, 90	G-149	6	All	R195	RF35	X270	SC202
		12	All	R198	RF35	X270	SC202

● A Borg-Warner Brand "P" Version Also Available See Inside Back Cover.

⁷ Diode Bridge contains 3 Negative and 3 Positive Diodes.

²⁹ Shock Mounting Package R706 available for Delco-Remy type Generators.

⁵³ R622 available for Delco-Remy Alternator type Regulators.

ALLIS-CHALMERS — Cont'd

STARTING SYSTEM PARTS										
Model	Engine	Volts	For Starter Number	Brush Set	Brush Spring ⁸	D.E. Bushing	C.E. Bushing	Solenoid Switch	Repair Kit	Starter Lever
A, A2, AH (Hillside), B, B Rice, C, C2, CH (Hillside), CR Rice	G-230, GB-230, G-262 D-262, DT-262 Diesel GD-230	12 12 12	All All All	X265 X291 X145	SC206 SC206 SC204	SB0 N/A SB138	SB0 SB138 SB138	S72 ●S100 S72	N/R SR16 N/R	N/R SC212 N/R
E	G-226 6-250	12 12	All All	X265 X358	SC206 SC206	SB0 SB0	SB0 SB0	N/A N/A	N/R N/R	N/R N/R
F	G-262 Gas 2800 Diesel 4-200, 2800, 2350 Diesel Opt. 6-292 Gas 6-292 Gas	12 12 12 12 12 12 12	All All 1109255 1113689 1108360 1109099	X265 X291 X291 X347 ⁸ X265 X265	SC206 SC206 N/A N/A SC206 SC206	SB0 SB148 N/A N/A SB102 SB102	SB0 SB138 N/A N/A SB0 SB0	S72 S120 ●S100 N/A ●S100 ●S100	N/R SR24 SR16 N/R SR10 SR16	N/R N/A SC212 N/A SC212 SC212
G	2300 Diesel 2800 Gas 2900 Diesel 350 Gas 6-250	12 12 12 12 12	1109255 All All All 1108425, 9099	X291 X265 X291 X265 X265	N/A SC206 SC206 SC206 SC206	N/A N/A SB148 SB102 SB102	SB138 SB0 SB138 SB0 SB0	●S100 ●S100 S120 ●S100 ●S100	SR16 SR16 SR24 SR16 SR16	SC212 SC212 N/A SC212 SC212
I	6-292 Gas 2800 Diesel Opt.	12 12 12	All All 1113689	X265 X291 X347 ⁸	SC206 N/A N/A	SB102 SB148 SB148	N/A SB138 N/A	●S100 S120 N/A	SR24 SR24 N/R	SC212 N/A N/A
K	6-250 4-200 Diesel 6-250	12 12 12	1108360 1109255 1108784, 1109099	X265 X291 X265	SC206 N/A SC206	SB102 N/A SB102	SB0 SB138 SB0	●S100 ●S100 ●S100	SR10 SR16 SR16	SC212 SC212 SC212
L & M	350 Gas 350 Gas 2900 Diesel 2900 Diesel 6-301, 2900, 3500 Diesel Opt. 1113401, 1113689 3500 Diesel	12 12 12 12 12 12 12	1108360 1108784 1113400 All 1109255 1113401, 1113689 1113419	X265 X265 X291 X291 X291 X347 ⁸ X347 ⁸	SC206 SC206 N/A N/A N/A N/A N/A	SB102 SB0 SB148 SB148 SB148 SB148 SB148	SB0 SB0 N/A SB138 N/A N/A N/A	●S100 ●S100 S674 S120 ●S100 N/A N/A	SR10 SR16 N/R SR24 SR16 N/R N/R	SC212 SC212 N/A N/A SC212 N/A N/A
N7	6-516 Diesel	12 12	1114141 1114825	X347 ⁸ SC168	N/A N/A	N/A N/A	SB141 N/A	S725 S725	²⁷ ²⁷	N/A N/A
R	GB-230, G-262	12	All	X265	SC206	SB0	SB0	S72	N/R	N/R
66, 72, 90	G-149	6 12	All All	X145 X265	SC204 SC206	SB0 SB0	SB0 SB0	S79 S72	N/R N/R	N/R N/R

STARTER DRIVES

Year	Model or Engine	Part No.	Year	Model or Engine	Part No.
1973-69	All Eng. All Models w/Str. 1107372, 1108338, 1108360, 1108425, 1109099	SD207	1968-62	All Eng. E w/Str. 1107695	SD565
1973-67	All Eng. All Models w/Str. 1113400, 1113401, 1113689	SD279	1966-61	All Eng. A, B, C w/Str. 1107516	SD221
1970-69	All Eng. E111, K w/Str. 1107372, 1108425	SD207	1962-60	All Eng. A w/Str. 1107702	SD568
1970-67	All Eng. F, G w/Str. 1113657	SD279	All	All Eng. All Models w/Str. 1113419	SD282
			All	All Eng. All Models w/Str. 1114141, 1114825 ..	SD489

● A Borg-Warner Brand "P" Version Also Available See Inside Back Cover.

⁸ Starters require various quantities of Brushes & Springs. Order as required.

²⁷ SR13 for Solenoids w/Oval Face Plate; SR26 for Solenoids w/Square Face Plate.

J.I. CASE COMBINES

PARTS FOR DISTRIBUTORS & COILS

Model	Engine or Distributor No.	Contact Assembly*							
		Heavy Duty	Heavy Duty Pierced	Con-denser	Cap	Dust Cap	Rotor	6 Volt Coil ^{1,5}	12 Volt Coil ^{1,5}
A	Wisconsin VF-4 Dist. IAD-4036A Dist. IGW-4159, A	A81 A70	N/A N/A	G124 N/A	C110 C21	N/A C21A	D184 D91B	E5 E5	E502 E502
65	Wisconsin VF-4	A81	N/A	G124	C110	N/A	D184	E5	E502
150, 302, 600, 660	400, G-188B, A-201	A81	N/A	G124	C110	N/A	D121	E5	N/R
700	Chrysler H-225	A110M	●A110V	●G128	C171 or ●C190	N/A	●D147	N/R	E38
800	Hercules GO-298 A-251G, A-284G-F	A102V A102V	N/A N/A	G127 G136	C202 C202	N/A N/A	D179 D179	N/R E5	E502 E502
960	Chrysler H-225	A110M	●A110V	●G128	C171 or ●C190	N/A	●D147	N/R	E38
1000, 1010	Hercules GO-298 A-251G, A-284G-F	A102V A102V	N/A N/A	G127 G136	C202 C202	N/A N/A	D179 D179	N/R E5	E502 E502
1060, 1160, 1660, 1665	Chrysler HB-318, LH-318	A110M	●A110V	●G128	C156 or ●C191	N/A	●D147	N/R	E502

CHARGING SYSTEM PARTS

PARTS FOR ALTERNATORS

Model	For Engine or Alternator	Voltage Regulator	Brush Holder Assembly	Brush Set	Positive Diode (3 Used)	Negative Diode (3 Used)
660	A-201, G-188D, 1060	R632	N/A	X260	N/A	N/A
1060	A-284GF, A-284LP, A-301	R632	N/A	X260	N/A	N/A

PARTS FOR GENERATORS

Model	Engine	Volts	For Generator Number	Voltage Regulator ²⁹	Voltage Regulator Fuse	Brush Set	Brush Spring (2 Used)	Bushing
A	Wisconsin VF-4, Own, A-125	6 6	GAS-4301, 3 GAS-4305, 6	R621 R11	RF35 N/A	X323 X323	N/A N/A	N/A N/A
K2, M2	VTA 1109, VTA 1110, VT 124, W 106	6 6	GBM-4823A-5 GHD-6001E, Z	N/A N/A	N/A N/A	X324 X324	N/A N/A	GB200 GB202
SP, SPV	SE, DE	6	All	N/A	N/A	X324	N/A	GB202
SP9, SP12	SE, DE	6 6	GBM-4809B-5 GHD-6001	R621 N/A	RF35 N/A	X324 X324	N/A N/A	GB200 GB202
V2	Hercules JXC	6	All	R621	RF35	X324	N/A	GB200
65	Wisconsin VF-4, Own, A-125	6 6	GAS-4301, 3 GAS-4305, 6	R621 R11	RF35 N/A	X323 X323	N/A N/A	N/A N/A
75, 77	A-125	6	All	R11	N/A	X323	N/A	N/A
110, 120, 150, 301, 302	VA, 400	6	All	N/A	N/A	X324	N/A	GB202

● A Borg-Warner Brand "P" Version Also Available See Inside Back Cover.

* For Standard Contact Assembly see Conversion Table.

¹ When Coil Bracket is required, refer to Illustrated Bracket Guide.

⁵ For Epoxy Coils see Conversion Table.

²⁹ Shock Mounting Package R706 available for Delco-Remy type Generators.

J.I. CASE — Cont'd

CHARGING SYSTEM PARTS — Cont'd

PARTS FOR GENERATORS — Cont'd

Model	Engine	Volts	For Generator Number	Voltage Regulator ²⁹	Voltage Regulator Fuse	Brush Set	Brush Spring (2 Used)	Bushing
440, 441, 540, 540C, 541, 541C, 640, 640C, 641, 641C.....	G-148, G-148B, G-159, G-188, G-188B	12	GJT-7104A	R230	RF35	X275	N/A	GB204
600, 660.....	G-188, G-188B	12	GJT-7106A	N/A	N/A	X275	N/A	GB204
		12	GJT-7404A	R230	RF35	X275	N/A	GB204
		12	GJT-7104A	N/A	N/A	X260	N/A	GB204
700.....	Chrysler H-225	12	GJT-7404A	R230	RF35	X275	N/A	GB204
		12	GJT-7404B	N/A	N/A	X275	N/A	GB204
		12	GJT-7106A, 8B	N/A	N/A	X260	N/A	GB204
719.....	All	12	All	N/A	N/A	X260	N/A	GB204
840.....	A-125	6	GAS-4301, 3	R621	RF35	X323	N/A	N/A
		6	GAS-4305, 6	R11	N/A	X323	N/A	N/A
800, 940.....	Hercules GO-298	12	All	R199	RF35	X270	SC202	N/A
960.....	Chrysler H-225	12	All	N/A	N/A	X275	N/A	GB204
1000, 1010.....	Hercules GO-298	12	All	R199	RF35	X270	SC202	N/A

STARTING SYSTEM PARTS

Model	Engine	Volts	For Starter Number	Brush Set	Brush Spring ⁸	D.E. Bushing	C.E. Bushing	Solenoid Switch	Repair Kit	Starter Lever
A.....	Wisconsin VF-4 Own, A-125	6 & 12	All	X326	SC208	SB64	SB59	S5	N/R	N/R
		6	All	X326	SC208	SB136	N/A	N/A	N/R	N/R
K2, M2.....	VTA 1109, VTA 1110, TV 124, W106	6	All	X326	SC208	SB136	SB59	S5	N/R	N/R
SP, SPV, SP9, SP12.....	SE, DE	6	All	X327	SC208	SB136	SB59	S5	N/R	N/R
V 2.....	Hercules JXC	6	All	X327	SC208	SB136	SB59	S79	N/R	N/R
65.....	Wisconsin VF-4 Own, A-125	6 & 12	All	X326	SC208	SB64	SB59	S5	N/R	N/R
		6	All	X326	SC208	SB136	N/A	N/A	N/R	N/R
75, 77.....	A-125	6	All	X326	SC208	SB136	N/A	N/A	N/R	N/R
110.....	VA	6	All	X326	SC208	SB136	SB59	S5	N/R	N/R
120.....	400	6	All	X327	SC208	SB136	SB59	S5	N/R	N/R
150.....	400	6	All	X328	SC208	SB136	N/A	S79	N/R	N/R
301.....	All	6	All	X327	SC208	SB136	SB59	S5	N/R	N/R
302.....	All	6	All	X328	SC208	SB136	N/A	S79	N/R	N/R
600, 660.....	G-188B	12	All	X332	SC208	SB136	N/A	S72	N/R	N/R
700.....	Chrysler H-225	12	All	X332	SC208	N/A	N/A	S72	N/R	N/R
800, 1000, 1010.	GO-298 Gasoline	12	All	X327	SC206	N/A	SB0	●S100	SR16	SC212
	Diesel	12	All	X291	N/A	SB148	SB138	S120	SR24	N/A
1060.....	G-188B	12	All	X332	SC208	SB136	N/A	N/A	N/R	N/R
1470, 1480, 1640, 1660, 1680.....	All	12	1993791	X397	N/A	SB148	SB148	N/A	N/R	N/A

● A Borg-Warner Brand "P" Version Also Available See Inside Back Cover.

⁸ Starters require various quantities of Brushes & Springs. Order as required.

²⁹ Shock Mounting Package R706 available for Delco-Remy type Generators.

J.I. CASE — Cont'd

STARTING SYSTEM PARTS — Cont'd

STARTER DRIVES

Year	Model or Engine	Part No.	Year	Model or Engine	Part No.
1968-61	All Eng. 600 w/Str. MDU-7102	SD565	1960-59	All Eng. All Models w/Str. 1107771	SD221
1967-53	All Eng. A, 65 w/Str. MBG-4109, MZ-4118, MZ-4175, MZ-4184, MZ-4192	SD103	1959-56	All Eng. 150, 302 w/Str. MAX-4095	SD135
1962-60	All Eng. 800, 800D, 1000, 1000D w/Str. 1113634	SD282	1959-55	All Eng. 75, 77 w/Str. MCL-6007, MZ-4180	SD568
1962-60	All Eng. 800, 800D, 1000, 1000D w/Str. 1107877	SD221	1957-56	All Eng. 110 w/Str. MZ-4095	SD135
1960-59	All Eng. 267, 301 w/Str. 1113111, 1113634	SD282	1957-54	All Eng. 120 w/Str. MAB-4105	SD135
1960-59	All Eng. 251 w/Str. 1107750	SD568	1956-48	All Eng. SP, SPV, SP9 SP12, V-2, 301 Hillside w/Str. MAB-4105	SD135
			1955-47	All Eng. K2, M2 w/Str. MZ-4095	SD135

COCKSHUTT COMBINES
(Canada & CO-OP)

PARTS FOR DISTRIBUTORS & COILS

Model	For Engine or Distributor	Contact Assembly* Heavy Duty	Con- denser	Cap	Rotor	6 Volt Coil ^{1,5}	12 Volt Coil ^{1,5}
SP 109, SP 110, SP 112, SP 115, SP 132, SP 137, SP 215, SP 420, SP 427, SP 428, SP 429, SP 430, SP 431	All	A81	G124	C123	D103	E5	E502
7, 18, 422	All	A81	G124	C110	D121	E5	N/R
525, 535, 542	Chrysler Industrial 251, 265, 318	A81	G124	C123	D103	N/R	E502
545	IAD-4040-1 Dist. 318, 383 2875901, 19 Dist. 318, 383	A81 ●A110V	G124 ●G128	C123 C156 or ●C191	D103 ●D147	N/R	E502 E38
5542, 5555	For Chrysler Distributor	●A110V	●G128	C156 or ●C191	●D147	N/R	E38

See Magneto Guides for Additional Information

CHARGING SYSTEM PARTS

PARTS FOR GENERATORS

Model	Engine	Volts	For Generator Number	Voltage Regulator ²⁹	Voltage Regulator Fuse	Brush Set	Brush Spring (2 Used)	Bushing
SP 109, SP 110, SP 112, SP 115	Chrysler Industrial 5A	6	GDZ-4822-A	N/A	N/A	X260	N/A	GB200
SP 109, SP 110, SP 112, SP 115	Chrysler Industrial 5A	6	GHB-4801-A	R703	RF35	X260	N/A	GB200
SP 132, SP 137	Chrysler Industrial 5A & 7A	6	All	R703	RF35	X260	N/A	GB200
SP215	Chrysler Industrial 5A	6	GDZ-4822-A	N/A	N/A	X260	N/A	GB200
		6	GHB-4801-A	R703	RF35	X260	N/A	GB200
SP 420	Chrysler Industrial 5A & 7A	6	All	R703	RF35	X260	N/A	GB200

● A Borg-Warner Brand "P" Version Also Available See Inside Back Cover.

* For Standard Contact Assembly see Conversion Table.

¹ When Coil Bracket is required, refer to Illustrated Bracket Guide.

⁵ For Epoxy Coils see Conversion Table.

²⁹ Shock Mounting Package R706 available for Delco-Remy type Generators.

COCKSHUTT — Cont'd

CHARGING SYSTEM PARTS — Cont'd

PARTS FOR GENERATORS — Cont'd

Model	Engine	Volts	For Generator Number	Voltage Regulator ²⁹	Voltage Regulator Fuse	Brush Set	Brush Spring (2 Used)	Bushing
SP 427, SP 428, SP 429	Chrysler Industrial 236, 251	6	All	R703	RF35	X260	N/A	GB200
SP 430, SP 431	Chrysler Industrial 265	12	All	N/A	N/A	X275	N/A	GB204
7	Hercules IXB-3	6	All	R621	RF35	X324	N/A	GB200
18	Wisconsin VH4D	6	All	R11	N/A	X323	N/A	N/A
422	Continental F-140	6	All	N/A	N/A	X324	N/A	GB202
525, 535, 542, 545	Chrysler Industrial 251, 265, 318	12	All	N/A	N/A	X275	N/A	GB204
5542, 5555	Chrysler Industrial 265, 318	12	All	N/A	N/A	X275	N/A	GB204

STARTING SYSTEM PARTS

Model	For Engine	Volts	For Starter No.	Brush Set	Brush Spring ⁸	D.E. Bushing	C.E. Bushing	Solenoid Switch
SP 109, SP 110, SP 112, SP 115, SP 132, SP 137, SP 215, SP 420	Chrysler Industrial 5A & 7A	6	All	X328	SC208	SB136	N/A	S79
SP 427, SP 428, SP 429	Chrysler Industrial 236, 251	6	All	X328	SC208	SB136	N/A	S79
SP 430, SP 431	Chrysler Industrial 265	12	All	X331	SC206	SB136	N/A	S72
7, 18, 422	All	6	All	X326	SC208	N/A	SB59	S5
525, 535, 542	Chrysler Industrial 251, 265	12	All	X331	SC206	SB136	N/A	S72
545, 5542, 5555	Chrysler Industrial 265	12	MDT-6010	X331	SC206	SB136	N/A	S72
	Chrysler Industrial 318	12	MDU-6003	X331	SC206	SB136	N/A	S72

STARTER DRIVES

Year	Model or Engine	Part No.
1970-66	All Eng. 545 w/Str. MDU-6003	SD582
1965-63	All Eng. 101, 102, 350, 620 w/Str. MZ-4192, MZ-4194	SD103

**CO-OP
(See Cockshutt)**

⁸ Starters require various quantities of Brushes & Springs. Order as required.
²⁹ Shock Mounting Package R706 available for Delco-Remy type Generators.

JOHN DEERE COMBINES

PARTS FOR DISTRIBUTORS & COILS

Model	For Engine or Distributor	Contact Assembly*						6 Volt Coil ^{1,5}	12 Volt Coil ^{1,5}
		Heavy Duty	Heavy Duty Pierced	Con-denser	Cap	Rotor			
12, 40, 45	Deere w/IBT-4101L, R, S	A105	N/A	G136	C202	D179	E5	E40	
	IBT-4101U	A105	N/A	G136	C19	D179	E5	E502	
	Deere w/IBT-6101H, K, L	A105	N/A	G136	C19	D179	E5	E502	
	Deere w/IBT-6101N	A105	N/A	G136	C202	D179	E5	E502	
	Deere w/Delco-Remy Dist.	A40H	A40V	G102A	C150	N/A	E1	E40	
55	Deere w/IAD-4012A	A81	N/A	G124	C123	D103	E5	E502	
	IBT-6101H, K, L	A105	N/A	G136	N/A	D179	E5	E502	
	Deere w/Delco-Remy Dist.	A40H	A40V	G102A	C16 ²	D10	N/R	E40	
	Hercules w/Delco-Remy	A40H	A40V	G102A	C16 ²	N/A	E1	E40	
65	Deere w/IBT-6101H, K, L, N	A105	N/A	G136	C19	D179	E5	E502	
	Deere	A40H	A40V	G102A	C16 ²	D10	N/R	E40	
	Hercules QXD-3	A40H	A40V	G102A	C16 ²	N/A	E1	E40	
95, 105	Deere w/IBT-6101H, K, L	A105	N/A	G136	C19	D179	E5	E502	
	Deere w/IBT-6101N	A105	N/A	G136	C19	D179	E5	E502	
	IBT-6101U	A105	N/A	G136	C202	D179	E5	E502	
	Deere Exc. Dist. 1112466	A40H	A40V	G102A	C16 ²	D10	N/R	E40	
	Deere w/Dist. 1112466	A103M	●A109V	●G126	●C168	●D152	E1	E40	
111	Peanut, 3300 Deere w/IBT-4101L, R, S, U Dist.	A105	N/A	G136	C202	D179	E5	E502	
4400S.P.	Deere w/1112640 Dist.	A103M	●A109V	●G126	●C168	●D152	N/R	●E30	
6600	Deere w/IBT-6101H, K, N Dist.	A105	N/A	G136	C19	D179	E5	E502	
6602, 7700 S.P.	Deere w/1112466 Dist.	A103M	●A109V	●G126	●C168	●D152	E1	E40	

See Magneto Guides for Additional Information

CHARGING SYSTEM PARTS

PARTS FOR ALTERNATORS

Model	Engine or Alternator No.	Voltage Regulator ⁵³	Brush Holder Assembly	Brush Set	Positive Diode (3 Used)	Negative Diode (3 Used)	Hardware Kit	Diode Trio	Alt. Con-denser
7700	404 Diesel	●R291	X303	X301	SC5 Assembly ⁷		SC124	SC113	N/A

PARTS FOR GENERATORS

Model	Engine	Volts	For Generator Number	Voltage Regulator ²⁹	Voltage Regulator Fuse	Brush Set	Brush Spring (2 Used)	Bushing
25	Continental Y-112	6	All	R193	RF35	X360	N/A	GB203
40	All	12	All	R317	RF35	X270	SC202	N/A
45	Deere	6	1100038	R193	RF35	X270	SC202	N/A
		6	1100044	N/A	N/A	X270	SC202	N/A
	Hercules	12	All	R317	RF35	X270	SC202	N/A
		6	All	R193	RF35	X360	N/A	GB203

● A Borg-Warner Brand "P" Version Also Available See Inside Back Cover.

* For Standard Contact Assembly see Conversion Table.

¹ When Coil Bracket is required, refer to Illustrated Bracket Guide.

² For Heavy Duty Cap use C16A.

⁵ For Epoxy Coils see Conversion Table.

⁷ Diode Bridge contains 3 Negative and 3 Positive Diodes.

²⁹ Shock Mounting Package R706 available for Delco-Remy type Generators.

⁵³ R622 available for Delco-Remy Alternator type Regulators.

JOHN DEERE — Cont'd

CHARGING SYSTEM PARTS — Cont'd

PARTS FOR GENERATORS — Cont'd

Model	Engine	Volts	For Generator Number	Voltage Regulator ²⁹	Voltage Regulator Fuse	Brush Set	Brush Spring (2 Used)	Bushing
55	Deere	12	1100341	R197	RF35	X270	SC202	N/A
		12	1100361	R317	RF35	X270	SC202	N/A
	Hercules	6	All	R193	RF35	X360	N/A	GB203
		12	All	N/A	N/A	X348	N/A	GB203
65	Deere	12	1100341	R197	RF35	X270	SC202	N/A
		12	1100361	R317	RF35	X270	SC202	N/A
	Hercules	6	All	R193	RF35	X360	N/A	GB203
		12	All	N/A	N/A	X348	N/A	GB203
95	Deere	12	1100341	R197	RF35	X270	SC202	N/A
		12	1100361	R317	RF35	X270	SC202	N/A
105	Deere	12	All	R317	RF35	X270	SC202	N/A

STARTING SYSTEM PARTS

Model	Engine	Volts	For Starter Number	Brush Set	Brush Spring ⁸	D.E. Bushing	C.E. Bushing	Solenoid Switch	Repair Kit	Starter Lever
25	Continental Y-112	6	All	X357	N/A	SB0	SB65	S79	N/R	N/R
40	Deere w/Prestolite Str.	12	MDY-8006A	X332	SC208	SB106	N/A	N/A	N/R	N/R
	Deere w/Delco-Remy Str.	12	All Exc. 1107863	X265	SC206	SB65	SB0	●S100	SR10	SC212
	Deere w/Delco-Remy Str.	12	1107863	X291	SC206	N/A	N/A	●S100	SR16	SC212
45	Deere & Hercules, Gas, LPG For Prestolite Starter	6	All	X145	SC204	SB0	SB0	S79	N/R	N/R
		12	MDY-8006A	X332	SC208	SB106	N/A	N/A	N/R	N/R
		12	1107736	X265	SC206	SB0	SB0	S72	N/R	N/R
	Deere Diesel	12	1107863	X291	SC206	N/A	N/A	●S100	SR16	SC212
		12	1107879	X265	SC206	SB65	SB0	●S100	SR16	SC212
		12	1108319	X265	SC206	SB65	SB0	●S100	SR10	SC212
		12	1108672	X145	SC204	SB106	SB138	●S100	SR16	SC212
		12	1113104	X291	N/A	SB148	SB138	S120	SR24	N/A
12	1108360	X265	SC206	SB102	SB0	●S100	SR10	SC212		
55	Hercules	6	All	X145	SC204	SB0	N/A	S79	N/R	N/R
		12	All	N/A	SC204	SB0	N/A	S72	N/R	N/R
55	For Prestolite Starter	12	MDY-8006-A	X332	SC208	SB106	N/A	N/A	N/R	N/R
		12	MDY-8006-A	X332	SC208	SB106	N/A	N/A	N/R	N/R
55	Deere, Gas, LPG For Delco-Remy Starter	12	1107685, 736	X265	SC206	SB0	SB0	S72	N/R	N/R
		12	1107863	X291	SC206	N/A	N/A	●S100	SR16	SC212
		12	1107879	X265	SC206	SB65	SB0	●S100	SR16	SC212
	Deere Diesel	12	1108319	X265	SC206	SB65	SB0	●S100	SR10	SC212
		12	1108672	X145	SC204	SB106	SB138	●S100	SR16	SC212
		12	1113104	X291	N/A	SB148	SB138	S120	SR24	N/A
		12	1108360	X265	SC206	SB102	SB0	●S100	SR10	SC212
		12	1108360	X265	SC206	SB102	SB0	●S100	SR10	SC212

● A Borg-Warner Brand "P" Version Also Available See Inside Back Cover.

⁸ Starters require various quantities of Brushes & Springs. Order as required.

²⁹ Shock Mounting Package R706 available for Delco-Remy type Generators.

JOHN DEERE — Cont'd

STARTING SYSTEM PARTS — Cont'd

Model	Engine	Volts	For Starter Number	Brush Set	Brush Spring ^a	D.E. Bushing	C.E. Bushing	Solenoid Switch	Repair Kit	Starter Lever
65	Hercules Deere, Gasoline, LPG	6	All	X145	SC204	SB0	N/A	S79	N/R	N/R
		12	All	X265	SC206	SB0	SB0	S72	N/R	N/R
95	For Prestolite Starter Deere Gas, LPG For Delco-Remy Starter	12	MDY-8006-A	X332	SC208	SB106	N/A	N/A	N/R	N/R
		12	1107350	X265	SC206	N/A	SB0	●S100	SR16	SC212
	12	1107578	X291	SC206	N/A	SB138	●S100	SR16	SC212	
	12	1107879	X265	SC206	SB65	SB0	●S100	SR16	SC212	
	Deere Diesel	12	All Exc. 1108319	X145	SC204	N/A	SB138	●S100	SR10	SC212
		12	1108319	X265	SC206	SB65	SB0	●S100	SR10	SC212
12	1108360	X265	SC206	SB102	SB0	●S100	SR10	SC212		
105	All Deere w/Prestolite Starter Deere Gas, LPG For Delco-Remy Starter	12	All	X332	SC208	SB106	N/A	N/A	N/R	N/R
		12	1107350	X265	SC206	N/A	SB0	●S100	SR16	SC212
	12	1107578	X291	SC206	N/A	SB138	●S100	SR16	SC212	
	Deere Diesel	12	All Exc. 1113672	X291	SC206	SB148	SB138	S120	SR24	N/A
		12	1113672	N/A	N/A	SB148	SB138	S120	SR24	N/A
111	Peanut Deere	12	1107863	X291	SC206	N/A	N/A	●S100	SR16	SC212
		12	1108319	X265	SC206	SB65	SB0	●S100	SR10	SC212
		12	1108360	X265	SC206	SB102	SB0	●S100	SR10	SC212
3300	202 Gas	12	1108319	X265	SC206	SB65	SB0	●S100	SR10	SC212
		12	1108360	X265	SC206	SB102	SB0	●S100	SR16	SC212
	219 Diesel	12	1107863	X291	SC206	N/A	N/A	●S100	SR16	SC212
		12	1107871	X291	SC206	N/A	SB0	●S100	SR16	SC212
4400	292 Gas	12	1108360	X265	SC206	SB102	SB0	●S100	SR10	SC212
		12	1108489	X265	SC206	SB102	SB0	●S100	SR16	SC212
	329 Diesel	12	1107871	X291	SC206	N/A	SB0	●S100	SR16	SC212
4425	All	12	1993799	X397	N/A	SB148	SB148	N/A	N/R	N/A
6600	303 Gas	12	1108319	X265	SC206	SB65	SB0	●S100	SR10	SC212
		12	1107863	X291	SC206	N/A	N/A	●S100	SR16	SC212
	329 Diesel	12	1107871	X291	SC206	N/A	SB0	●S100	SR16	SC212
		12	1113391	N/A	N/A	SB148	SB138	S674	N/R	N/A
6602	362 Gas	12	1113402	N/A	N/A	SB148	SB138	S120	SR24	N/A
		12	1113656	X291	N/A	SB148	SB138	S120	SR24	N/A
	404 Diesel	12	1113391	N/A	N/A	SB148	SB138	S674	N/R	N/A
		12	1107578	X291	SC206	N/A	SB138	●S100	SR16	SC212
		12	1107350	X265	SC206	N/A	SB0	●S100	SR16	SC212
7700	362 Gas	12	1109145	X291	SC206	N/A	N/A	●S100	SR16	SC212
		12	1113656	X291	SC206	SB148	SB138	S120	SR24	N/A
	404 Diesel	12	1113402	N/A	N/A	SB148	SB138	S120	SR24	N/A
		12	1113391	N/A	N/A	SB148	SB138	S674	N/R	N/A
6600, 6620, 7700, 7720	All	12	028000-3291	N/A	N/A	N/A	N/A	S5001	N/R	N/A
6620, 7720, 8820	All	12	1993799	X397	N/A	SB148	SB148	N/A	N/R	N/A

● A Borg-Warner Brand "P" Version Also Available See Inside Back Cover.

^a Starters require various quantities of Brushes & Springs. Order as required.

JOHN DEERE — Cont'd

STARTING SYSTEM PARTS — Cont'd

STARTER DRIVES

Year	Model or Engine	Part No.	Year	Model or Engine	Part No.
1973-66	All Eng. All Models w/Str. 1107863, 1107871, 1108319.....	SD302	1953	All Eng. SP w/Str. 1109472.....	SD570
1969-66	All Eng. SP55, 95 w/Str. 1108319.....	SD302	All	All Eng. All Models w/Str. 1108360.....	SD207
1969-65	All Eng. SP w/Str. 1113656, 1113672.....	SD279	All	All Eng. All Models w/Str. 1107350, 1107578, 1109145.....	SD221
1967-60	All Eng. SP w/Str. 1107879, 1108672.....	SD221	All	All Eng. All Models w/Str. 1993799.....	SD914
1964-59	All Eng. 40, 45, 55, 65, 95 w/Str. 1107326....	SD221			
1959-44	All Eng. SP w/Str. 1107165, 1107166, 1107447, 1107964, 1107972, 1108067, 1108122.....	SD135			

DEUTZ-ALLIS COMBINES

CHARGING SYSTEM PARTS

PARTS FOR ALTERNATORS

Model	Engine or Alternator No.	Voltage Regulator	Brush Holder Assembly	Brush Set	Positive Diode (3 Used)	Negative Diode (3 Used)	Hardware Kit	Diode Trio	Alt. Con-denser
All.....	AC-433, 649, 670, 685, BF6L913C, BF8L513 Eng. 1105539	●R291	N/A	N/A	N/A	N/A	N/A	SC113	N/A

STARTING SYSTEM PARTS

Model	Engine	Volts	For Starter Number	Brush Set	Brush Spring	D.E. Bushing	C.E. Bushing	Solenoid Switch	Repair Kit	Starter Lever
R50.....	BF6L913C	12	1998380	X322	N/A	SB201	N/A	N/A	N/R	SC212
R70.....	BF8L513	12	1114825	N/A	N/A	SB165	N/A	S725	²⁷	SC182

FARMALL

(See International Harvester)

FORD COMBINES

PARTS FOR DISTRIBUTORS & COILS

Model	For Engine or Distributor	Contact Assembly*					Rotor	6 Volt Coil ^{1,5}	12 Volt Coil ^{1,5}
		Heavy Duty	Heavy Duty Pierced	Con-denser	Cap				
SP.....	6 Cyl. C1AF-12127F, C3TF-12127C, D	A97H	●A97V	G111	●C137	D130	N/R	E70	

● A Borg-Warner Brand "P" Version Also Available See Inside Back Cover.

* For Standard Contact Assembly see Conversion Table.

¹ When Coil Bracket is required, refer to Illustrated Bracket Guide.

⁵ For Epoxy Coils see Conversion Table.

²⁷ SR13 for Solenoids w/Oval Face Plate; SR26 for Solenoids w/Square Face Plate.

FORD — Cont'd

PARTS FOR DISTRIBUTORS & COILS — Cont'd

Model	For Engine or Distributor	Contact Assembly*					6 Volt Coil ^{1,5}	12 Volt Coil ^{1,5}
		Heavy Duty	Heavy Duty Pierced	Con-denser	Cap	Rotor		
16-46 Thru 49, 16-98 Thru 101	Wisconsin VF-4D	A81	N/A	G124	C110	D184	E5	E502
17-1	223	A97H	●A97V	G111	●C137	D130	N/R	E70
17-14 Thru 17	Wisconsin VF-4D	A81	N/A	G124	C110	D184	E5	E502
17-34, 17-35	300	A97H	●A97V	G111	●C137	D130	N/R	E70
19-14 Thru 17	Wisconsin VF-4D	A81	N/A	G124	C110	D184	E5	E502
620	233	A97H	●A97V	G111	C144	D130	E60	N/R
630, 640	300	A97H	●A97V	G111	●C137	D130	N/R	E70
820, 860, 950, 960	AC9L Gas FDN-12127A	A97H	●A97V	G111	C144	D130	E5	E502
6000 Series	CONN-12127E	A97H	●A97V	G111	N/A	D130	E5	E502

CHARGING SYSTEM PARTS

PARTS FOR GENERATORS

Model	Engine	Volts	For Generator Number	Voltage Regulator ²⁹	Voltage Regulator Fuse	Brush Set	Brush Spring (2 Used)	Bushing
S.P.	6 Cyl.	12	CONF-10000A	N/A	N/A	X273	N/A	GB201
16-46 Thru 19, 16-98 Thru 101	Wisconsin VF-4D	6	All	R11	N/A	X323	N/A	N/A
17-1	223	12	All	R221	RF35	X281	SC205	N/A
17-14 Thru 17	Wisconsin VF-4D	6	All	R11	N/A	X323	N/A	N/A
17-34, 17-35	300	12	All	R221	RF35	X281	SC205	N/A
19-14 Thru 17	Wisconsin VF-4D	6	All	R11	N/A	X323	N/A	N/A
620	233	6	All	R191	RF35	X273	SC205	GB201
630, 640	300	12	All	R221	RF35	X281	SC205	N/A

STARTING SYSTEM PARTS

Model	For Engine	Volts	For Starter Number	Brush Set	Brush Spring ⁸	Solenoid Switch
S.P.	6 Cyl.	12	2900726	X236	N/A	N/A
16-46 Thru 49, 16-98 Thru 101	Wisconsin VF-4D	6	All	X326	SC208	S5
17-1	223	12	All	X236	SC208	●S63
17-14 Thru 17	Wisconsin VF-4, VF-4D	6	All	X326	SC208	S5
17-34, 17-35	300	12	All	X236	SC208	●S63
19-14 Thru 17	Wisconsin VF-4D	6	All	X326	SC208	S5
620	233	6	All	X236	N/A	S53
630, 640	300	12	All	X236	SC208	●S63

● A Borg-Warner Brand "P" Version Also Available See Inside Back Cover.

* For Standard Contact Assembly see Conversion Table.

¹ When Coil Bracket is required, refer to Illustrated Bracket Guide.

⁵ For Epoxy Coils see Conversion Table.

⁸ Starters require various quantities of Brushes & Springs. Order as required.

²⁹ Shock Mounting Package R706 available for Delco-Remy type Generators.

FORD — Cont'd

STARTING SYSTEM PARTS — Cont'd

Model	For Engine	Volts	For Starter Number	Brush Set	Brush Spring ^a	Solenoid Switch
620, 622, Swather	All	12	26211, 26201, 26338, 26339, 26395, 27500, 27569, D1NN-11000A, D2NN-11000B, D4NN-11000B, D7NN-11000B, D8NN-11000A, D9NN-11000AA	X378	N/A	S677

STARTER DRIVES

Year	Model or Engine	Part No.	Year	Model or Engine	Part No.
1975-69	All Eng. All Models w/Str. 1113647	SD279	1965-63	All Eng. All Models w/Str. 1109971, 1113820, 1113831, 1113920	SD486
1975-69	All Eng. All Models w/Str. 1108344	SD302			SD221
1970	All Eng. All Models w/Str. 1114128	SD486	1965-62	All Eng. All Models w/Str. 1107734	SD144
1969-65	All Eng. All Models w/Str. 1107344	SD282	1965-59	All Eng. All Models w/Str. 1107738, 1107999 ..	SD282
1967-59	All Eng. 16-46 thru 49, 16-98 thru 101, 17-14 thru 17, w/Str. MZ-4192, MZ-4194	SD103	1965-59	All Eng. All Models w/Str. 1107344	SD279
1965-63	All Eng. All Models w/Str. 1113157	SD282	1964-59	All Eng. All Models w/Str. 1103098	SD135
			1962-59	All Eng. All Models w/Str. 1109611	

**GLENER-BALDWIN
(See Allis-Chalmers)**

HARVESTERS IMPLEMENTS COMBINES

PARTS FOR DISTRIBUTORS & COILS

Model	Engine or Distributor No.	Contact Assembly*							
		Heavy Duty	Heavy Duty Pierced	Con-denser	Cap	Dust Cap	Rotor	6 Volt Coil ^{1,5}	12 Volt Coil ^{1,5}
SP98, SP108, SP808, SP 1080, SPH 88, SPH 98, SPH 908	Hercules G0-339, G-3400	A40H	A40V	G102A	C16A	C80	N/A	N/R	E40

CHARGING SYSTEM PARTS

PARTS FOR GENERATORS

Model	Engine	Volts	For Generator Number	Voltage Regulator ²⁹	Voltage Regulator Fuse	Brush Set	Brush Spring (2 Used)	Bushing
SP 98, SP 108, SP 808, SP 1080, SPH 88, SPH 98, SPH 908	Hercules G0-339, G-3400	12	All	R153	RF35	X270	SC202	GB203

* For Standard Contact Assembly see Conversion Table.

¹ When Coil Bracket is required, refer to Illustrated Bracket Guide.

⁵ For Epoxy Coils see Conversion Table.

⁸ Starters require various quantities of Brushes & Springs. Order as required.

²⁹ Shock Mounting Package R706 available for Delco-Remy type Generators.

HARVESTERS IMPLEMENTS — Cont'd

STARTING SYSTEM PARTS								
Model	For Engine	Volts	For Starter No.	Brush Set	Brush Spring ^a	D.E. Bushing	C.E. Bushing	Solenoid Switch
SP 98, SP 108, SP 808, SP 1080, SPH 88, SPH 98, SPH 908	Hercules G0-339, G-3400	12	All	N/A	N/A	SB137	N/A	●S58

INTERNATIONAL HARVESTER, McCORMICK-DEERING & FARMALL COMBINES

PARTS FOR DISTRIBUTORS & COILS									
Model	Engine or Distributor No.	Contact Assembly*							
		Heavy Duty	Heavy Duty Pierced	Con-denser	Cap	Dust Cap	Rotor	6 Volt Coil ^{1,5}	12 Volt Coil ^{1,5}
76-6, 76-7	C-60, C-113, C-123	HS4	N/A	HG5	HC2	N/A	HR2	E1	E31 ²⁵
80	Wisconsin VH4	A81	N/A	G124	C123	N/A	D103	E5	N/R
91	C-135	HS4	N/A	HG5	HC2	N/A	HR2	E1	E31 ²⁵
93	C-153	HS6	N/A	HG5	HC2	N/A	HR2	E1	E31 ²⁵
101	BD-220								
	1112408 Distributor	A40H	A40V	G102A	C16 ²	C80	D10	E1	E40
	1112437 Distributor	A40H	A40V	G102A	C151	N/A	D132	E1	E40
122, 123	GRD-214, GRD-233	A40H	A40V	G102A	C16 ²	N/A	D10	E1	N/R
140	C-169, C-175	HS4	N/A	HG5	HC2	N/A	HR2	E1	E31 ²⁵
	Wisconsin VR 4D IAD Distributor	A81	N/A	G124	C110	N/A	D121	N/R	E502
151, 181	BD-264								
	International Dist.	HS4	N/A	HG5	HC6	N/A	HR2	E1	E31 ²⁵
	1112408 Distributor	A40H	A40V	G102A	C16 ²	C80	D10	E1	E40
	1112437 Distributor	A40H	A40V	G102A	C151	N/A	D132	E1	E40
203	C-153	HS6	N/A	HG5	HC2	N/A	HR2	E1	E31 ²⁵
205	C-221	HS6	N/A	HG5	HC6	N/A	HR2	E1	E31 ²⁵
303	C-221	HS6	N/A	HG5	HC6	N/A	HR2	E1	E31 ²⁵
	BD-220								
	1112408 Distributor	A40H	A40V	G102A	C16 ²	C80	D10	E1	E40
	1112437 Distributor	A40H	A40V	G102A	C151	N/A	D132	E1	E40
315, 403, 503, 815	C-221, C-263, C-282	HS6	N/A	HG5	HC6	N/A	HR2	E1	E31 ²⁵

● A Borg-Warner Brand "P" Version Also Available See Inside Back Cover.

* For Standard Contact Assembly see Conversion Table.

¹ When Coil Bracket is required, refer to Illustrated Bracket Guide.

² For Heavy Duty Cap use C16A.

⁵ For Epoxy Coils see Conversion Table.

⁸ Starters require various quantities of Brushes & Springs. Order as required.

²⁵ E40 for 12 Volt Non-Resistor type Coil.

IHC — Cont'd

CHARGING SYSTEM PARTS

PARTS FOR ALTERNATORS

Model	Engine or Alternator No.	Voltage Regulator ⁵³	Brush Holder Assembly	Brush Set	Positive Diode (3 Used)	Negative Diode (3 Used)	Hardware Kit	Diode Trio	Alt. Con-denser
105, 205, 304, 315, 403, 503.....	C-153, 1100791, 805	R310	X302	X293	SC2P	SC2N	N/A	N/A	G80
205, 315..... 403.....	C-153, BD-331 C-263, D-301, 1100883	R310	X302	X293	SC2P	SC2N	N/A	N/A	G80
453, 453D.....	C-301D, D-360, 1100589 1102921	●R291 ●R291	X303 X359	X301 N/A	SC5 Assembly ⁷ SC5 Assembly ⁷		SC124 SC124	SC113 SC113	N/A N/A
615, 615D..... 715, 715D.....	C-263 Gas, D-282 Diesel C-301 Gas, D-301 Diesel 1100883 1100581, 89 1102921	R310 ●R291 ●R291	X302 X303 X359	X293 X301 N/A	SC2P SC5 Assembly ⁷ SC5 Assembly ⁷	SC2N	N/A SC124 SC124	N/A SC113 SC113	G80 N/A N/A
815, 815D.....	V-304 Gas, V-345 LPG, D-414 Diesel — 1100587 1102922	●R291 ●R291	X303 X359	X301 N/A	SC5 Assembly ⁷ SC5 Assembly ⁷		SC124 SC124	SC113 SC113	N/A N/A
915, 915D.....	V-345 Gas or LPG, V-392 Gas, DT-414 Diesel — 1100587 1102922	●R291 ●R291	X303 X359	X301 N/A	SC5 Assembly ⁷ SC5 Assembly ⁷		SC124 SC124	SC113 SC113	N/A N/A
1420, 1440, 1440D, 1460, 1460D, 1470, 1480, 1480D.....	D-358, D-436, DT-436, DT-466 1102922, 1103183, 4 1105573	●R291 N/A	X359 X359	N/A N/A	SC5 Assembly ⁷ SC111 Assembly ⁷		SC124 N/A	SC113 SC113	N/A N/A

PARTS FOR GENERATORS

Model	Engine	Volts	For Generator Number	Voltage Regulator ²⁹	Voltage Regulator Fuse	Brush Set	Brush Spring (2 Used)	Bushing
20C, 64.....	SD-240, C-60, C-113	6	All	R195	RF35	X349	N/A	GB203
76-6, 76-7.....	C-123	6	All	R195	RF35	X349	N/A	GB203
91.....	C-135	6	All	R195	RF35	X270	SC202	N/A
93.....	C-153 Gasoline	6	All	R195	RF35	X270	SC202	N/A
		12	All	R198	RF35	X270	SC202	N/A
	D-154 Diesel	12	All	R197	RF35	X270	SC202	N/A
101.....	BD-220 Gasoline	6	All	R195	RF35	X349	N/A	GB203
		12	All	R198	RF35	X270	SC202	N/A
	D-236 Diesel	12	All	R198	RF35	X270	SC202	N/A
122, 123.....	GRD-214, GRD-233	6	All	R193 ⁶	RF35	X360	N/A	GB203
127.....	SD-240, BD-240	6	All	R195	RF35	X349	N/A	GB203
140.....	C-169, C-175	6	All	R195	RF35	X349	N/A	GB203
	Wisconsin VR-4D	12	All	N/A	N/A	X260	N/A	N/A
141.....	SD-240, BD-240	6	All	R195	RF35	X349	N/A	GB203
151.....	BD-264 Gasoline	6	All	R195	RF35	X349	N/A	GB203
		12	All	R198	RF35	X270	SC202	N/A
	D-282 Diesel	12	1100358, 95	R198	RF35	X270	SC202	N/A
160.....	SD-240, BD-240	6	All	R195	RF35	X349	N/A	GB203

● A Borg-Warner Brand "P" Version Also Available See Inside Back Cover.

⁶ R193K Resistor Package required.

⁷ Diode Bridge contains 3 Negative and 3 Positive Diodes.

²⁹ Shock Mounting Package R706 available for Delco-Remy type Generators.

⁵³ R622 available for Delco-Remy Alternator type Regulators.

IHC — Cont'd

CHARGING SYSTEM PARTS — Cont'd

PARTS FOR GENERATORS — Cont'd

Model	Engine	Volts	For Generator Number	Voltage Regulator ²⁹	Voltage Regulator Fuse	Brush Set	Brush Spring (2 Used)	Bushing
181	BD-264 Gasoline	12	All	R198	RF35	X270	SC202	N/A
	D-282 Diesel	12	1100358, 95	R198	RF35	X270	SC202	N/A
203	All	12	All	R198	RF35	X270	SC202	N/A
205	All Exc. C-153	12	All Exc. 1100791	R198	RF35	X270	SC202	N/A
303	All	12	All	R198	RF35	X270	SC202	N/A
315	All Gas & LPG	12	All Exc. 1100791	R198	RF35	X270	SC202	N/A
	All Diesel	12	All	R198	RF35	X270	SC202	N/A
403, 503	All	12	All Exc. 1100791	R198	RF35	X270	SC202	N/A

STARTING SYSTEM PARTS

Model	Engine	Volts	For Starter Number	Brush Set	Brush Spring ⁸	D.E. Bushing	C.E. Bushing	Solenoid Switch	Repair Kit	Starter Lever
20C	SD-240	6	All	X145	SC204	SB0	N/A	S79	N/R	N/R
64, 76-6, 76-7 ...	C-60 C-113	6	All	X357	N/A	SB0	SB65	N/A	N/R	N/R
		6	All	X145	SC204	SB0	N/A	S79	N/R	N/R
80	Wisconsin VH-4	6	All	X326	SC208	N/A	N/A	S5	N/R	N/R
91	C-135	6	All	X145	SC204	SB0	N/A	S79	N/R	N/R
93, 93SP, 105SP	C-153 D-154	6	All	X145	SC204	SB0	N/A	S79	N/R	N/R
		12	All	X265	SC206	SB65	SB0	●S100	SR16	SC212
		12	All	X291	SC206	N/A	SB138	●S100	SR16	SC212
101	BD-220 D-236 Diesel	6	All	X145	SC204	SB0	N/A	S79	N/R	N/R
		12	All	X265	SC206	SB102	SB0	●S100	SR16	SC212
		12	All	X291	N/A	SB137	SB138	S120	SR24	N/A
105	C-153 Gasoline	12	1107344	X265	SC206	SB65	SB0	●S100	SR16	SC212
122, 123	GRD-214, GRD-233	6	All	X145	SC204	SB0	N/A	S725	²⁷	N/A
127, 141	SD-240	6	All	X145	SC204	SB0	N/A	S79	N/R	N/R
140	C-169, C-175 Wisconsin VR-4D	6	All	X145	SC204	SB0	N/A	S79	N/R	N/R
		12	All	X331	SC206	SB136	N/A	S72	N/R	N/R
141	SD-240	6	All	X145	SC204	SB0	N/A	S79	N/R	N/R
151	BD-264 D-282 Diesel	6	All	X145	SC204	SB0	N/A	S79	N/R	N/R
		12	All	X265	SC206	SB102	SB0	●S100	SR16	SC212
		12	All	X291	N/A	SB137	SB138	S120	SR24	N/A
160	BD-240	6	All	X145	SC204	SB0	N/A	S79	N/R	N/R
181	BD-264 Gasoline D-282 Diesel	12	All	X265	SC206	SB102	SB0	●S100	SR16	SC212
		12	All	X291	N/A	SB137	SB138	S120	SR24	N/A
203, E, 205, S.P.	C-153	12	1107344	X265	SC206	SB65	SB0	●S100	SR16	SC212
		12	1107738	X265	SC206	SB0	SB0	S72	N/R	N/R
205, 303, 315 ...	C-153, BD-220, C-221	12	All	X265	SC206	SB102	SB0	●S100	SR16	SC212
315	BD-331	12	1107344	X265	SC206	SB65	SB0	●S100	SR16	SC212

● A Borg-Warner Brand "P" Version Also Available See Inside Back Cover.

⁸ Starters require various quantities of Brushes & Springs. Order as required.

²⁷ SR13 for Solenoids w/Oval Face Plate; SR26 for Solenoids w/Square Face Plate.

²⁹ Shock Mounting Package R706 available for Delco-Remy type Generators.

IHC — Cont'd

STARTING SYSTEM PARTS — Cont'd

Model	Engine	Volts	For Starter Number	Brush Set	Brush Spring ⁸	D.E. Bushing	C.E. Bushing	Solenoid Switch	Repair Kit	Starter Lever
403, 503	C-263, C-282 Gasoline	12	All	X265	SC206	SB102	SB0	●S100	SR16	SC212
	D-282, D-301 Diesel	12	All	X291	N/A	SB137	SB138	S120	SR24	N/A
453, 453D	C-301 Gas	12	1107679	X265	SC206	SB102	SB0	●S100	SR16	SC212
	D-360 Diesel	12	1113433	X291	N/A	SB148	N/A	S674	N/R	N/A
615	C-263	12	1107679	X265	SC206	SB102	SB0	●S100	SR16	SC212
	D-301	12	1113650	X291	N/A	SB148	SB138	S120	SR24	N/A
615D	D-282	12	1113220	X291	N/A	SB148	N/A	S120	SR24	N/A
715, 715D	C-301 Gas	12	1107679	X265	SC206	SB102	SB0	●S100	SR16	SC212
	D-301 Diesel	12	1113650	X291	N/A	SB148	SB138	S120	SR24	N/A
		12	1109258	X291	N/A	SB148	SB135	●S100	SR16	SC212
815, 915, D.....	V-304, V-345 Gas, LPG	12	All	X265	SC206	SB65	SB0	●S100	SR16	SC212
	D-358 Diesel	12	All	X291	N/A	SB148	SB138	S120	SR24	N/A
	D-414, DT-414	12	1113439	X291	N/A	SB148	N/A	S674	N/R	N/A
D-407, DT-407 ...	D-414, DT-414 Diesel	12	1113647	X291	N/A	SB148	SB138	S120	SR24	N/A
	V-392 Gas	12	1108344	X265	SC206	SB65	SB0	●S100	SR10	SC212
1420, 1440, 1460, 1470, 1480	D-358, D-436, DT-436, DT-466	12	1990321	X397	N/A	SB148	SB148	N/A	N/A	N/A
		12	1993764	X397	N/A	SB148	SB148	S5131	N/R	N/A
1440D, 1460D, 1480D	D-436, DT-436, DT-466	12	1113444	X362	N/A	SB148	N/A	N/A	N/R	N/A

STARTER DRIVES

Year	Model or Engine	Part No.
1956-42	All Eng. 64 Thresher w/Str. 1109621	SD135
1956-42	All Eng. 64 Thresher w/Str. 1107999	SD144
All	All Eng. All Models w/Str. 1107344	SD279
All	All Eng. All Models w/Str. 1113433	SD302

● A Borg-Warner Brand "P" Version Also Available See Inside Back Cover.

⁸ Starters require various quantities of Brushes & Springs. Order as required.

ISEKI COMBINES

CHARGING SYSTEM PARTS

PARTS FOR ALTERNATORS

Model	Engine	For Alternator Number	Volts	Amps	Voltage Regulator
Misc. Models	3AF1-BB, 3AG1-BB	12013077200	12	35	R741
		12140077201	12	20	R741
		12350077200	12	35	R741
		12408077201	12	35	R741
		12461077201	12	35	R741
		12817177200	12	35	R741
		12827077200	12	35	R741
		12977277200	12	55	R741
		12979577200	12	35	R741
		17105877200	12	25	R741
		5001810100	12	35	R741
		6581-200-304-2	12	20	R741
		6581-200-338-0	12	35	R741
		6581-200-349-0	12	35	R741

MASSEY FERGUSON COMBINES

PARTS FOR HIGH ENERGY IGNITION DISTRIBUTORS

Model	For Engine or Distributor	Pick-Up Tie Color Code	Pick-Up	Control Module Δ	R.F.I. Capacitor	Cap	Resistor Brush	Cap Cover	Rotor	12 Volt Coil
510	V8-350 Gas 1103258, 1112993	Yellow	ME11	●CBE4	G84	●C197	C210A	C185	●D157	●E42

PARTS FOR DISTRIBUTORS & COILS

Model	Engine or Distributor No.	Contact Assembly*				Dust Cap	Rotor	6 Volt Coil ^{1,5}	12 Volt Coil ^{1,5}
		Heavy Duty	Heavy Duty Pierced	Con- denser	Cap				
21, 21A	Chrysler 5, 5A	A70	N/A	N/A	N/A	N/A	N/A	E5	N/R
26, 27	Chrysler 5A, 8A	A81	N/A	G124	C123	N/A	D103	E5	N/R
35 Self Propelled & Super 35	Continental F-140 For Prestolite Dist. For Delco Dist.	A81	N/A	G124	C110	N/A	D121	E5	N/R
		A40H	A40V	G102A	C150	C80	N/A	E1	N/R
50	Wisconsin VF-4 IAD-4036 Dist. IGW-4150 Dist.	A81	N/A	G124	C110	N/A	D184	E5	N/R
		A70	N/A	G127	C21	C21A	D91B	E5	N/R
60 Pulled Type	Continental F-140	A81	N/A	G124	C110	N/A	D121	E5	N/R
60, 70, Self Propelled	Chrysler	A81	N/A	G124	C123	N/A	D103	E5	N/A
72 Pulled Type	Continental F-140	A81	N/A	G124	C110	N/A	D121	E5	N/R

● A Borg-Warner Brand "P" Version Also Available See Inside Back Cover.

* For Standard Contact Assembly see Conversion Table.

Δ Use CL80 Heat Sink Compound on all Metal Surfaces of this Module.

¹ When Coil Bracket is required, refer to Illustrated Bracket Guide.

⁵ For Epoxy Coils see Conversion Table.

MASSEY FERGUSON — Cont'd

PARTS FOR DISTRIBUTORS & COILS — Cont'd

Contact Assembly*									
Model	Engine or Distributor No.	Heavy Duty	Heavy Duty Pierced	Con-denser	Cap	Dust Cap	Rotor	6 Volt Coil ^{1,5}	12 Volt Coil ^{1,5}
72, 80, 82, 90, 92, 92 Self Propelled 322.....	For Prestolite Dist.	A81	N/A	G124	C123	N/A	D103	E5	N/R
Clipper Combine.....	Continental F-162	A81	N/A	G124	C110	N/A	D121	E5	N/R
Clipper Combine 6 Ft. 7 Ft.....		A70	N/A	G127	C21	N/A	D91B	E5	N/R
MF150.....	GMC 327	A72	N/A	●G126	C145	N/A	D134	N/R	●E30
MF205, MF300.....	Chrysler 170, 225 Except IBR-4202 IBR-4202	A85 A81	N/A N/A	G136 G136	C15 N/A	N/A N/A	D178 D178	E5 N/R	E502 E38
MF410.....	GMC 292	A103M	●A109V	●G126	●C168	N/A	●D152	N/R	●E30
MF510.....	GMC 327, V8-350 Gas	A72	N/A	●G126	C145	N/A	D134	N/R	●E30

CHARGING SYSTEM PARTS

PARTS FOR ALTERNATORS

Model	Engine or Alternator No.	Voltage Regulator ⁵³	Brush Holder Assembly	Brush Set	Positive Diode (3 Used)	Negative Diode (3 Used)	Hardware Kit	Diode Trio	Alt. Con-denser
MF150.....	Perkins A6, 354	R310	X302	X293	SC2P	SC2N	N/R	N/R	G80
MF205, 300.....	Chrysler H-225 Gas Perkins A4-203, AD-203, AD4-203	R310	X302	X293	SC2P	SC2N	N/R	N/R	G80
MF410, 510.....	V8-350 Gas Perkins AT6-354	R310	X302	X293	SC2P	SC2N	N/R	N/R	G80
MF530, 540.....	Perkins AD4-203, A4-318	R310	X302	X293	SC2P	SC2N	N/R	N/R	G80
MF740, 750, 760.....	Perkins A6-354	●R291	X303	X301	SC5 Assembly ⁷		SC124	SC113	N/A

PARTS FOR GENERATORS

Model	Engine	Volts	For Generator Number	Voltage Regulator ²⁹	Voltage Regulator Fuse	Brush Set	Brush Spring (2 Used)	Bushing
21, 21A.....	Chrysler 5, 5A	6	All	R703	N/A	X260	N/A	GB200
22, 23.....	Continental F-124, F-162	6	All	R11	N/A	N/A	N/A	GB200
25.....	Continental F-162	6	GBM-4804B-5	R11	N/A	X324	N/A	GB200
		6	GFA-4820-2	R11	N/A	N/A	N/A	GB200
		6	GHD-6001H	N/A	N/A	X324	N/A	GB202
26.....	Continental F-226	6	All	N/A	N/A	X260	N/A	GB200
	Chrysler 5A	6	GDZ-4822A	N/A	N/A	X260	N/A	GB200
		6	GHB-4801A	R703	RF35	X260	N/A	GB200
27.....	Chrysler 8A	6	GBM-4610C-5	R11	N/A	X324	N/A	GB200
		6	GDZ-4822A	N/A	N/A	X260	N/A	GB200
		6	GHB-4801A	R703	RF35	X260	N/A	GB200
27.....	Hercules JXC	6	GDZ	N/A	N/A	N/A	N/A	GB202
35 & 35 Super.....	Continental F-140	6	For Prestolite	N/A	N/A	X260	N/A	N/A
		6	For Delco	R128	RF45	X270	SC202	N/A

● A Borg-Warner Brand "P" Version Also Available See Inside Back Cover.

* For Standard Contact Assembly see Conversion Table.

¹ When Coil Bracket is required, refer to Illustrated Bracket Guide.

⁵ For Epoxy Coils see Conversion Table.

⁷ Diode Bridge contains 3 Negative and 3 Positive Diodes.

²⁹ Shock Mounting Package R706 available for Delco-Remy type Generators.

⁵³ R622 available for Delco-Remy Alternator type Regulators.

MASSEY FERGUSON — Cont'd

CHARGING SYSTEM PARTS — Cont'd

PARTS FOR GENERATORS — Cont'd

Model	Engine	Volts	For Generator Number	Voltage Regulator ²⁹	Voltage Regulator Fuse	Brush Set	Brush Spring (2 Used)	Bushing
50	Wisconsin VF4	6	GAS-4301, 3	R621	N/A	X323	N/A	N/A
		6	GAS-4306	R11	N/A	X323	N/A	N/A
60 Pulled Type	Continental F-140	6	All	R703	RF35	X260	N/A	GB200
60 Self Propelled	Chrysler 5A, 30	6	GGW-6001A	R142	RF45	X260	N/A	GB202
		6	GHB-4801A	R703	RF35	X260	N/A	GB200
70	Chrysler 5A	6	All	R142	RF45	X260	N/A	GB202
72 Pulled Type	Continental F-140	6	All	R703	RF35	X260	N/A	GB200
72, 80, 82, 90, 92 Self Propelled	Chrysler 5A, 30, 251	6	All	R703	RF35	X260	N/A	GB200
92 Self Propelled & Super 92	Chrysler 265	12	For Prestolite	N/A	N/A	X275	N/A	N/A
		12	For Delco	N/A	N/A	X270	SC202	N/A
222	Continental F-162	6	All	R11	N/A	N/A	N/A	GB200
322	Chrysler 5, 5A	6	GBM-4610C-5	R11	N/A	X324	N/A	GB200
		6	GDZ-4820AM, 4823	N/A	N/A	X260	N/A	GB200
Clipper Combine	Continental F-162	6	GBM-4804B-5	R11	N/A	X324	N/A	GB200
		6	GHD-6001H	N/A	N/A	X324	N/A	GB202
Clipper Combine 6 Ft, 7 Ft	Wisconsin VF4	6	All	N/A	N/A	X323	N/A	N/A
MF150	GMC327	12	1100426	R220	RF35	X270	SC202	N/A
MF 205, MF 300	Chrysler 170, 225, H225	12	All Except 1100788	R220	RF35	X270	SC202	N/A
MF 410, MF 510	GMC 292, 327, Perkins A4-300, A6-354	12	1100426	R220	RF35	X270	SC202	N/A

STARTING SYSTEM PARTS

Model	Engine	Volts	For Starter Number	Brush Set	Brush Spring ⁸	D.E. Bushing	C.E. Bushing	Solenoid Switch	Repair Kit	Starter Lever
21, 21A	Chrysler 5, 5A	6	All	X328	SC208	SB136	N/A	S79	N/R	N/R
22, 23, 25	Continental F-124, F-162	6	All	X326	SC208	N/A	SB59	S79	N/R	N/R
26	Chrysler 5A	6	MAX-4048	X328	SC208	SB136	N/A	S79	N/R	N/R
	Continental F-226	6	MCL-6004	X326	SC208	SB136	N/A	S79	N/R	N/R
27	Chrysler 8A	6	MAX-4058	X328	SC208	SB136	SB59	S79	N/R	N/R
	Hercules JXC	6	MAB-4101A	X327	N/A	SB136	SB59	S79	N/R	N/R
35 Self Propelled & Super 35	Continental F-140	6	For Prestolite	X326	SC208	SB64	SB59	S79	N/R	N/R
		6	For Delco	X145	SC204	SB0	N/A	S79	N/R	N/R
		6	For Delco	X265	SC206	SB0	SB0	S79	N/R	N/R
50	Wisconsin VF4	6	All	X326	SC208	SB64	SB59	S5	N/R	N/R
60 Pulled Type	Continental F-140	6	All	X326	SC208	SB64	SB59	S79	N/R	N/R
60, 70 Self Propelled	Chrysler 5A, 30	6	All	X328	SC208	SB136	N/A	S79	N/R	N/R
72 Pulled Type	Continental F-140	6	All	X326	SC208	SB64	SB59	S79	N/R	N/R

⁸ Starters require various quantities of Brushes & Springs. Order as required.

²⁹ Shock Mounting Package R706 available for Delco-Remy type Generators.

MASSEY FERGUSON — Cont'd

STARTING SYSTEM PARTS — Cont'd										
Model	Engine	Volts	For Starter Number	Brush Set	Brush Spring ^a	D.E. Bushing	C.E. Bushing	Solenoid Switch	Repair Kit	Starter Lever
72, 80, 82, 90, 92 Self Propelled	Chrysler 5A, 8A, 30, 251	6	All	X328	SC208	SB136	N/A	S79	N/R	N/R
92 Self Propelled	Chrysler 265	12	For Prestolite	X331	N/A	SB136	N/A	S72	N/R	N/R
		12	For Delco	X265	SC206	SB0	SB0	S72	N/R	N/R
Super 92	Chrysler 225	12	All	X331	N/A	SB136	N/A	S72	N/R	N/R
222	Continental F-162	6	All	X326	SC208	N/A	SB59	S79	N/R	N/R
322	Chrysler 5, 5A	6	All	X328	SC208	SB136	N/A	S79	N/R	N/R
Clipper Combine	Continental F-162	6	All	X326	SC208	N/A	SB59	S79	N/R	N/R
Clipper Combine 6 Ft, 7 Ft.	Wisconsin VF4	6	All	X326	SC208	SB64	SB59	S5	N/R	N/R
MF150	GMC327	12	All	X265	SC206	SB102	SB0	●S100	SR16	SC212
	Perkins A6, 354	12	All	X291	N/A	N/A	SB138	S120	SR24	N/A
MF205, MF300 ..	Chrysler 170, 225	12	All	X331	N/A	SB64	N/A	S64	N/R	N/R
	Perkins A4-203, AD4-203, AD4-203	12	All	X291	SC206	N/A	SB138	●S100	SR16	SC212
MF410, MF510 ..	GMC 292, 327	12	All	X265	SC206	SB102	SB0	●S100	SR16	SC212
	Perkins A4-300, A6-354	12	All	X291	N/A	N/A	SB138	S120	SR24	N/A
	Perkins AT6-354	12	1113683	N/A	N/A	SB148	SB138	S120	SR24	N/A
	V8-350 Gas	12	1108489	X265	SC206	SB102	SB0	●S100	SR16	SC212
		12	1108360	X265	SC206	SB102	SB0	●S100	SR10	SC212
MF530, 540, 550	Perkins AD4-203	12	1107870	X291	SC206	N/A	SB135	●S100	SR16	SC212
	Perkins A4-318	12	1113676	N/A	N/A	SB148	SB138	S120	SR24	N/A
	Perkins A6-354	12	1113683	N/A	N/A	SB148	SB138	S120	SR24	N/A
MF740, 750, 760	Perkins A6-354	12	1113139	X291	N/A	SB148	SB138	S120	SR24	N/A
	Perkins AT6-354, A6-372	12	1113683	N/A	N/A	SB148	SB138	S120	SR24	N/A
	Perkins AV8-540	12	1114175	X347 ^a	N/A	N/A	SB141	S725	²⁷	N/A
		12	1114827	SC168	N/A	N/A	N/A	S725	²⁷	N/A
MF-850, MF-860	Perkins A6-354	12	1113676	N/A	N/A	SB148	SB138	S120	SR24	N/A
	Perkins AT6-354	12	1113676	N/A	N/A	SB148	SB138	S120	SR24	N/A
MF-860	Perkins AV8-540	12	1114827	SC168	N/A	N/A	N/A	S725	²⁷	N/A

STARTER DRIVES

Year	Model or Engine	Part No.	Year	Model or Engine	Part No.
1973-61	All Eng. All Models w/Str. 1107512, 1113139, 1113683	SD279	1964-53	All Eng. 50 w/Str. MBG-4024, MZ-4175, MZ-4184, MZ-4192	SD103
1972-64	All Eng. All Models w/Str. 1107274, 1108360, 1108365	SD207	1964-53	All Eng. 35SP, 72PT, 60 w/Str. MZ-4051	SD107
1964-59	All Eng. 35 w/Str. 1107178	SD570	All	All Eng. All Models w/Str. 1114175, 1114827 ..	SD489

McCORMICK-DEERING
(See International Harvester)

● A Borg-Warner Brand "P" Version Also Available See Inside Back Cover.

^a Starters require various quantities of Brushes & Springs. Order as required.

²⁷ SR13 for Solenoids w/Oval Face Plate; SR26 for Solenoids w/Square Face Plate.

MINNEAPOLIS-MOLINE COMBINES

PARTS FOR DISTRIBUTORS & COILS

Model	Engine or Distributor No.	Contact Assembly*							
		Heavy Duty	Heavy Duty Pierced	Con-denser	Cap	Dust Cap	Rotor	6 Volt Coil ^{1,5}	12 Volt Coil ^{1,5}
G4	20614	A40H	A40V	G102A	C150	C80	N/A	E1	E40
G12	Wisconsin VG4D	A81	N/A	G124	C110	N/A	D121	N/R	E502
S	Continental F-226	A40H	A40V	G102A	C16 ²	C80	N/A	E1	N/R
69	Wisconsin VE4	A81	N/A	G124	C110	N/A	D184	E5	N/R
		A70	N/A	G127	C21	C21A	D91B	E5	N/R
88	Wisconsin VF4	A81	N/A	G124	C110	N/A	D184	E5	N/R
2890, 3490, 3496, 3496R, 4290, 4292, 4293, 4296, 4296R, 5297	All Chrysler Engines	A81	N/A	G124	C123	N/A	D103	N/R	E502

CHARGING SYSTEM PARTS

PARTS FOR GENERATORS

Model	Engine	Volts	For Generator Number	Voltage Regulator ²⁹	Voltage Regulator Fuse	Brush Set	Brush Spring (2 Used)	Bushing
G4	206J4	6	1100505	R193	RF35	X348	N/A	GB203
		12	1100314	R197	RF35	X270	SC202	N/A
G12	Wisconsin VG4D	12	All	N/A	N/A	X323	N/A	N/A
S	Continental F-226	6	All	R193 ⁶	RF35	X360	N/A	GB203
69	IAD Distributor	6	GAS-4301, 3	R621	N/A	X323	N/A	N/A
	IGW Distributor	6	GAS-4306	R11	N/A	X323	N/A	N/A
88	Wisconsin VF4	6	All	R11	N/A	X323	N/A	N/A
2890, 3490, 3496, 3496R, 4290, 4292, 4293, 4296, 4296R, 5297	All Chrysler Engines	12	All	N/A	N/A	X275	N/A	GB204

STARTING SYSTEM PARTS

Model	For Engine	Volts	For Starter No.	Brush Set	Brush Spring ⁸	D.E. Bushing	C.E. Bushing	Solenoid Switch
G4	206J4	6	All	X145	SC204	SB0	N/A	S79
G12	Wisconsin VG4D	12	All	X326	SC208	N/A	N/A	S5
S	Continental F-226	6	736G	X145	N/A	SB0	N/A	N/A
		6	1107970	X145	SC204	SB0	N/A	S79
69, 88	Wisconsin VE4, VF4	6	All	X326	SC208	SB64	SB59	S5
2890	Chrysler 251	12	All	X331	SC206	SB136	N/A	S72
3490	Chrysler 265	12	All Exc.					
			MDT-6010	X326	SC208	N/A	SB59	S5
			MDT-6010	X331	SC206	SB136	N/A	S72

* For Standard Contact Assembly see Conversion Table.

¹ When Coil Bracket is required, refer to Illustrated Bracket Guide.

² For Heavy Duty Cap use C16A.

⁵ For Epoxy Coils see Conversion Table.

⁶ R193K Resistor Package required.

⁸ Starters require various quantities of Brushes & Springs. Order as required.

²⁹ Shock Mounting Package R706 available for Delco-Remy type Generators.

MINNEAPOLIS-MOLINE — Cont'd

STARTING SYSTEM PARTS — Cont'd

Model	For Engine	Volts	For Starter No.	Brush Set	Brush Spring ⁸	D.E. Bushing	C.E. Bushing	Solenoid Switch
3496, 3496R, 4290, 4292	Chrysler 265	12	All	X331	SC206	SB136	N/A	S72
4293, 4296, 4296R, 5297	Chrysler 265	12	MDT-6010	X331	SC206	SB136	N/A	S72
	Chrysler 318	12	MDU-6003	X331	SC206	SB106	N/A	N/A

STARTER DRIVES

Year	Model or Engine	Part No.	Year	Model or Engine	Part No.
1970-66	All Eng. 4296 w/Str. MDU-6003	SD582	1958-56	All Eng. All Models w/Str. 1107162, 1108167 ..	SD144
1963-50	All Eng. All Models w/Str. MBG-4109, MZ-4118, MZ-4175, MZ-4184, MZ-4192.....	SD103	1955-45	All Eng. All Models w/Str. 736G, 1107025, 1107970.....	SD135
1963-50	All Eng. All Models w/Str. 1107970	SD135			

OLIVER COMBINES

PARTS FOR DISTRIBUTORS & COILS

Model	Engine or Distributor No.	Contact Assembly*							
		Heavy Duty	Heavy Duty Pierced	Con- denser	Cap	Dust Cap	Rotor	6 Volt Coil ^{1,5}	12 Volt Coil ^{1,5}
18.....	Wisconsin VH4	A81	N/A	G124	C110	N/A	D121	E5	E502
33.....	Continental F-226 For Prestolite Dist. For Delco-Remy Dist.	A81 A40H	N/A A40V	G124 G102A	C123 C16 ²	N/A C80	D103 N/A	E5 E1	E502 N/R
35SP, 40.....	Continental F-226	A40H	A40V	G102A	C16 ²	C80	N/A	E1	E40
430, 431, 525, 535, 535 Rice, 542, 545, 545 Rice Edible Bean, 5542, 5555	All Chrysler Engines For Prestolite Dist. For Chrysler Dist.	A81 A110M	N/A ●A110V	G124 ●G128	C123 C156 or ●C191	N/A N/A	D103 ●D147	E5 N/R	E502 E38

CHARGING SYSTEM PARTS

PARTS FOR GENERATORS

Model	Engine	Volts	For Generator Number	Voltage Regulator ²⁹	Voltage Regulator Fuse	Brush Set	Brush Spring (2 Used)	Bushing
18.....	Wisconsin VH4	6	All	R11	N/A	X323	N/A	N/A
33.....	Continental F-226 Gasoline	6	For Prestolite	R621	RF35	X324	N/A	GB200
	Continental F-226 Gasoline, 88 Diesel	6	For Delco-Remy	R193	RF35	X360	N/A	GB203
35SP, 40.....	Continental F-226 88 Diesel	6 12	All All	R193 R197	RF35 RF35	X360 X270	N/A SC202	GB203 N/A

● A Borg-Warner Brand "P" Version Also Available See Inside Back Cover.

* For Standard Contact Assembly see Conversion Table.

¹ When Coil Bracket is required, refer to Illustrated Bracket Guide.

² For Heavy Duty Cap use C16A.

⁵ For Epoxy Coils see Conversion Table.

⁸ Starters require various quantities of Brushes & Springs. Order as required.

²⁹ Shock Mounting Package R706 available for Delco-Remy type Generators.

OLIVER — Cont'd

CHARGING SYSTEM PARTS — Cont'd

PARTS FOR GENERATORS — Cont'd

Model	Engine	Volts	For Generator Number	Voltage Regulator ²⁹	Voltage Regulator Fuse	Brush Set	Brush Spring (2 Used)	Bushing
430, 431, 525, 535, 535 Rice, 542, 545, 545 Rice, Edible Bean, 5542, 5555	All Chrysler Engines	12	All	N/A	N/A	X275	N/A	GB204

STARTING SYSTEM PARTS

Model	Engine	Volts	For Starter Number	Brush Set	Brush Spring ⁸	D.E. Bushing	C.E. Bushing	Solenoid Switch	Repair Kit	Starter Lever
18	Wisconsin VH4	6	All	X326	SC208	N/A	N/A	S5	N/R	N/R
33	Continental F-226 Gasoline	6	For Prestolite	X327	SC208	SB64	SB59	S5	N/R	N/R
		6	For Delco	X145	N/A	SB0	N/A	S62	N/R	N/R
	88 Diesel	6	1109178	X346 ⁸	SC902	SB102	SB0	N/A	N/R	N/R
		12	1113075	X291	N/A	SB148	SB138	S120	SR24	N/A
35SP, 40	Continental F-226 Gasline 88 Diesel	6	All	X145	N/A	SB0	N/A	S62	N/R	N/R
		12	All	X291	N/A	SB137	SB138	S120	SR24	N/A
430, 431, 525, 535, 535 Rice, 542, 545, 545 Rice, Edible Bean, 5542, 5555	All Chrysler Engines	12	All	X331	SC206	SB136	N/A	S72	N/R	N/R

STARTER DRIVES

Year	Model or Engine	Part No.
1967-48	All Eng. All Models w/Str. MBG-4109, MBG-4118, MZ-4192, MZ-4194	SD103
1963-48	All Eng. All Models w/Str. 736G, 1109178	SD135
1963-48	All Eng. All Models w/Str. 1113075	SD282
1963-48	All Eng. All Models w/Str. MAJ-4040	SD107

SPERRY NEW HOLLAND COMBINES

CHARGING SYSTEM PARTS

PARTS FOR ALTERNATORS

Model	Engine or Alternator No.	Voltage Regulator ⁵³	Brush Holder Assembly	Brush Set	Positive Diode (3 Used)	Negative Diode (3 Used)	Hardware Kit	Diode Trio	Alt. Con- denser
TR75, TR85, TR95	Ford 2704ET, Cat. 3208 1105086	●R291	X359	N/A	SC111 Assembly ⁷		N/A	SC113	N/A

● A Borg-Warner Brand "P" Version Also Available See Inside Back Cover.

⁷ Diode Bridge contains 3 Negative and 3 Positive Diodes.

⁸ Starters require various quantities of Brushes & Springs. Order as required.

²⁹ Shock Mounting Package R706 available for Delco-Remy type Generators.

⁵³ R622 available for Delco-Remy Alternator type Regulators.

SPERRY NEW HOLLAND — Cont'd

STARTING SYSTEM PARTS

Model	Engine	Volts	For Starter Number	Brush Set	Brush Spring ⁸	D.E. Bushing	C.E. Bushing	Solenoid Switch	Repair Kit	Starter Lever
TR75, TR85, TR95	Ford 2704ET, Cat. 3208	12	1114834	N/A	N/A	SB165	SB141	S725	27	SC182

STARTER DRIVES

Year	Model or Engine	Part No.
All	All Eng. All Models w/Str. 1114834	SD489

YANMAR COMBINES

CHARGING SYSTEM PARTS

PARTS FOR ALTERNATORS

Model	Engine	For Alternator Number	Volts	Amps	Voltage Regulator
Misc. Models	2T72HC	12013077200	12	35	R741
		12140077201	12	20	R741
		12350077200	12	35	R741
		12408077201	12	35	R741
		12461077201	12	35	R741
		12817177200	12	35	R741
		12827077200	12	35	R741
		12977277200	12	55	R741
		12979577200	12	35	R741
		17105877200	12	25	R741
		5001810100	12	35	R741
		6581-200-304-2	12	20	R741
		6581-200-338-0	12	35	R741
		6581-200-349-0	12	35	R741

COTTON PICKERS

ALLIS-CHALMERS COTTON PICKERS

PARTS FOR DISTRIBUTORS & COILS

Model	Engine or Distributor No.	Contact Assembly*							6 Volt Coil ^{1,5}	12 Volt Coil ^{1,5}
		Heavy Duty	Heavy Duty Pierced	Con- denser	Cap	Dust Cap	Rotor			
707, XTB, 760XTB.....	226, 250	A40H	A40V	G102A	C150	C151	D144	E5	E502	
801, 802.....	G-262	A40H	A40V	G102A	C16 ²	C80	D10	N/R	E40	

* For Standard Contact Assembly see Conversion Table.
¹ When Coil Bracket is required, refer to Illustrated Bracket Guide.
² For Heavy Duty Cap use C16A.

⁵ For Epoxy Coils see Conversion Table.
⁸ Starters require various quantities of Brushes & Springs. Order as required.
²⁷ SR13 for Solenoids w/Oval Face Plate; SR26 for Solenoids w/Square Face Plate.

ALLIS-CHALMERS — Cont'd

CHARGING SYSTEM PARTS

PARTS FOR GENERATORS

Model	For Engine	Volts	For Generator Number	Voltage Regulator ²⁹	Voltage Regulator Fuse	Brush Set	Brush Spring (2 Used)
707, XTB.....	226	12	All	R198	RF35	X270	SC202
801, 802.....	G-262	12	All	R317	RF35	X270	SC202

STARTING SYSTEM PARTS

Model	For Engine	Volts	For Starter No.	Brush Set	Brush Spring ⁸	D.E. Bushing	C.E. Bushing	Solenoid Switch
707, XTB.....	226	12	All	X265	SC206	SB0	SB0	N/A
801, 802.....	G-262	12	All	X265	N/A	SB0	SB0	N/A

JOHN DEERE COTTON PICKERS

PARTS FOR DISTRIBUTORS & COILS

Model	Engine or Distributor No.	Contact Assembly*							
		Heavy Duty	Heavy Duty Pierced	Con-denser	Cap	Dust Cap	Rotor	6 Volt Coil ^{1,5}	12 Volt Coil ^{1,5}
8, S.....	Hercules QXD-3	A40H	A40V	G102A	C16 ²	C80	N/A	E1	E40
	All Others	A40H	A40V	G102A	C16 ²	C80	D10	E1	N/R
99.....	Deere IBT-4101L, R, S	A105	N/A	G136	C202	N/A	D179	E5	E502
99, 266, 299.....	Deere IBT-6101H, K, L, N	A105	N/A	G136	C19	N/A	D179	E5	E502
	IBT-4101U	A105	N/A	G136	C202	N/A	D179	E5	E502
99, 299SP.....	NB-217G, L	A105	N/A	G136	C159	N/A	D179	N/R	E502
Two Row Self Propelled..	NA-217	A40H	A40V	G102A	C16 ²	C80	D10	N/R	E40
449.....	Deere IBT-4101S, U	A105	N/A	G136	C202	N/A	D179	E5	E502
669.....	Deere IBT-6101H, K, L, N	A105	N/A	G136	C19	N/A	D179	E5	E502
	Deere IBT-4101U	A105	N/A	G136	C202	N/A	D179	E5	E502

CHARGING SYSTEM PARTS

PARTS FOR GENERATORS

Model	Engine	Volts	For Generator Number	Voltage Regulator ²⁹	Voltage Regulator Fuse	Brush Set	Brush Spring (2 Used)	Bushing
8, S.....	Hercules QXD-3	6	All	R193	RF35	X360	N/A	GB203
		12	All	R197	RF35	X270	SC202	N/A
Two Row Self Propelled ..	NA-217	12	All	R197	RF35	X270	SC202	N/A
55, 65, 95.....	Deere	12	All	R197	RF35	X270	SC202	N/A

* For Standard Contact Assembly see Conversion Table.
¹ When Coil Bracket is required, refer to Illustrated Bracket Guide.
² For Heavy Duty Cap use C16A.

⁵ For Epoxy Coils see Conversion Table.
⁸ Starters require various quantities of Brushes & Springs. Order as required.
²⁹ Shock Mounting Package R706 available for Delco-Remy type Generators.

JOHN DEERE — Cont'd

STARTING SYSTEM PARTS										
Model	Engine	Volts	For Starter Number	Brush Set	Brush Spring ⁸	D.E. Bushing	C.E. Bushing	Solenoid Switch	Repair Kit	Starter Lever
8, S	Hercules QXD-3	6	All	X145	SC204	SB0	N/A	S79	N/R	N/R
		12	All	X265	SC206	SB0	SB0	S72	N/R	N/R
55, 65, 95	Deere	12	1107685	X265	SC206	SB0	SB0	S72	N/R	N/R
99, 299SP	NB-217G, L	12	All	X332	SC208	N/A	SB106	N/A	N/R	N/R
Two Row Self Propelled	NA-217	12	All	X265	SC206	SB0	SB0	S72	N/R	N/R
482 Stripper	329	12	1113402	N/A	N/A	SB148	SB138	S120	SR24	N/A
484	329 Diesel	12	1107871	X291	SC206	N/A	SB0	●S100	SR16	SC212
	359 Diesel	12	1109251	X291	N/A	N/A	SB138	●S100	SR16	SC212
	359 Diesel	12	1998367	X322	SC225	SB201	N/A	S941	N/R	SC212
499, 699	299 Gasoline	12	1107871	X291	SC206	N/A	SB0	●S100	SR16	SC212
	Diesel & LPG Diesel	12	1113402	N/A	N/A	SB148	SB138	S120	SR24	N/A
6000	219 Diesel	12	1107871	X291	SC206	N/A	SB0	●S100	SR16	SC212
H-7100	531 Diesel	12	1114191	X347 ⁸	N/A	N/A	N/A	S725	²⁷	N/A
9900	329 Diesel	12	1107871	X291	SC206	N/A	SB0	●S100	SR16	SC212
9910	359 Diesel	12	1109251	X291	N/A	N/A	SB138	●S100	SR16	SC212
	359 Diesel	12	1998367	X322	SC225	SB201	N/A	S941	N/R	SC212

STARTER DRIVES

Year	Model or Engine	Part No.
1964-50	All Eng. All Models w/Str. 1107685, 1107964	SD135
1964-50	All Eng. All Models w/Str. 1107694	SD207
All	All Eng. All Models w/Str. 1114191	SD489
All	All Eng. All Models w/Str. 1107871, 1109251, 1998367	SD302

FARMALL

(See International Harvester)

FORD COTTON PICKERS

STARTING SYSTEM PARTS

STARTER DRIVES

Year	Model or Engine	Part No.
1974-59	All Eng. All Models w/Str. 1113098, 1113193, 1113197	SD279
1962-61	All Eng. All Models w/Str. 1107734	SD221

● A Borg-Warner Brand "P" Version Also Available See Inside Back Cover.

⁸ Starters require various quantities of Brushes & Springs. Order as required.

²⁷ SR13 for Solenoids w/Oval Face Plate; SR26 for Solenoids w/Square Face Plate.

INTERNATIONAL HARVESTER, McCORMICK-DEERING & FARMALL COTTON PICKERS

PARTS FOR DISTRIBUTORS & COILS

Model	For Engine or Distributor	Contact Assembly*			Rotor	6 Volt Coil ^{1,5}	12 Volt Coil ^{1,5}
		Heavy Duty	Con-denser	Cap			
214	BD-240	HS6	HG5	HC6	HR2	E1	E31 ²⁵
220, 414, 416, 420, 422	C-263, BD-240, BD-264	HS4	HG5	HC6	HR2	E1	E31 ²⁵
601, 602, 616, 622	C-291	HS6	HG5	HC6	HR2	E1	E31 ²⁵

CHARGING SYSTEM PARTS

PARTS FOR ALTERNATORS

Model	Engine or Alternator No.	Voltage Regulator ⁵³	Brush Holder Assembly	Brush Set	Positive Diode (3 Used)	Negative Diode (3 Used)	Hardware Kit	Diode Trio	Alt. Con-denser
95	C-301 GAS, D-310 Diesel	●R291	X303	X301	SC5 Assembly ⁷		SC124	SC113	N/A
601, 602, 616, 622	C-291, D-310, C-301	R310	X302	X293	SC2P	SC2N	N/R	N/R	G80

PARTS FOR GENERATORS

Model	Engine	Volts	For Generator Number	Voltage Regulator ²⁹	Voltage Regulator Fuse	Brush Set	Brush Spring (2 Used)	Bushing
214	BD-240	12	All	R198	RF35	X270	SC202	N/A
220	BD-240	6	All	R195	RF35	X349	N/A	GB203
		12	All	R198	RF35	X270	SC202	N/A
414	C-263, BD-264 Gasoline	12	1100394	R198	RF35	X270	SC202	N/A
		12	1100401	R198	RF35	X270	SC202	N/A
	D-282 Diesel	12	1102191	R198	RF35	X270	SC202	N/A
		12	All	R198	RF35	X270	SC202	N/A
416	C-263, D-282	12	All	R198	RF35	X270	SC202	N/A
420	C-263, BD-264 Gasoline	12	1100394	R198	RF35	X270	SC202	N/A
		12	1100401	R198	RF35	X270	SC202	N/A
	D-282 Diesel	12	1102191	R198	RF35	X270	SC202	N/A
		12	All	R198	RF35	X270	SC202	N/A
422	C-263, D-282	12	All	R198	RF35	X270	SC202	N/A

● A Borg-Warner Brand "P" Version Also Available See Inside Back Cover.

* For Standard Contact Assembly see Conversion Table.

¹ When Coil Bracket is required, refer to Illustrated Bracket Guide.

⁵ For Epoxy Coils see Conversion Table.

⁷ Diode Bridge contains 3 Negative and 3 Positive Diodes.

²⁵ E40 for 12 Volt Non-Resistor type Coil.

²⁹ Shock Mounting Package R706 available for Delco-Remy type Generators.

⁵³ R622 available for Delco-Remy Alternator type Regulators.

IHC — Cont'd

STARTING SYSTEM PARTS										
Model	Engine	Volts	For Starter Number	Brush Set	Brush Spring ⁸	D.E. Bushing	C.E. Bushing	Solenoid Switch	Repair Kit	Starter Lever
95	C-301	12	1108321	X265	SC206	N/A	SB0	●S100	SR10	SC212
	D-310	12	1113197	X291	N/A	SB148	SB138	S120	SR24	N/A
214	BD-240	12	All	X265	SC206	SB102	SB0	●S100	SR16	SC212
220	BD-240	6	All	X145	SC204	SB0	N/A	S79	N/R	N/R
		12	All	X265	SC206	SB102	SB0	●S100	SR16	SC212
414	BD-264, C-263 Gasoline	12	1107679	X265	SC206	SB102	SB0	●S100	SR16	SC212
		12	1107734	X265	SC206	SB65	SB0	●S100	SR16	SC212
	D-282 Diesel	12	All	X291	N/A	SB137	SB138	S120	SR24	N/A
		12	1113193	X347 ⁸	N/A	SB148	SB138	S120	SR24	N/A
416	C-263 Gasoline	12	All	X265	SC206	SB102	SB0	●S100	SR16	SC212
	D-282 Diesel	12	All	X291	N/A	SB137	SB0	S120	SR24	N/A
420	BD-264, C-263 Gasoline	12	1107679	X265	SC206	SB102	SB0	●S100	SR16	SC212
		12	1107734	X265	SC206	SB65	SB0	●S100	SR16	SC212
	D-282 Diesel	12	All	X291	N/A	SB137	SB138	S120	SR24	N/A
422	C-263 Gasoline	12	All	X265	SC206	SB102	SB0	●S100	SR16	SC212
	D-282 Diesel	12	All	X291	N/A	SB137	SB0	S120	SR24	N/A
		12	1113193	X347 ⁸	N/A	SB148	SB138	S120	SR24	N/A
601, 602, 616, 622	C-291 Gasoline	12	All	X265	SC206	N/A	SB0	●S100	SR16	SC212
	D-310 Diesel	12	All	X291	N/A	N/A	SB138	S120	SR24	N/A
	C-301	12	1108321	X265	SC206	N/A	SB0	●S100	SR10	SC212
	D-130	12	1113197	X291	N/A	SB148	SB138	S120	SR24	N/A
782, 1400	D-358 Diesel	12	1113496	X362	N/A	SB148	N/A	N/A	N/R	N/A
		12	1990318, 321	X397	N/A	SB148	SB148	N/A	N/R	N/A
		12	1993762	X397	N/A	SB148	SB148	S5131	N/R	N/A

McCORMICK-DEERING

(See International Harvester)

FORAGE HARVESTERS

ALLIS-CHALMERS FORAGE HARVESTERS

PARTS FOR DISTRIBUTORS & COILS									
Model	Engine or Distributor No.	Contact Assembly*							
		Heavy Duty	Heavy Duty Pierced	Con-denser	Cap	Dust Cap	Rotor	6 Volt Coil ^{1,5}	12 Volt Coil ^{1,5}
50	G-149	A40H	A40V	G102A	C150	C80	D144	E1	E40

● A Borg-Warner Brand "P" Version Also Available See Inside Back Cover.

* For Standard Contact Assembly see Conversion Table.

¹ When Coil Bracket is required, refer to Illustrated Bracket Guide.

⁵ For Epoxy Coils see Conversion Table.

⁸ Starters require various quantities of Brushes & Springs. Order as required.

ALLIS-CHALMERS — Cont'd

CHARGING SYSTEM PARTS

PARTS FOR GENERATORS

Model	For Engine	Volts	For Generator Number	Voltage Regulator ²⁹	Voltage Regulator Fuse	Brush Set	Brush Spring (2 Used)
50.....	G-149	6	All	R195	RF35	X270	SC202
		12	All	R198	RF35	X270	SC202

STARTING SYSTEM PARTS

Model	For Engine	Volts	For Starter No.	Brush Set	Brush Spring ⁸	D.E. Bushing	C.E. Bushing	Solenoid Switch
50.....	G-149	6	All	X145	SC204	SB0	SB0	S79
		12	All	X265	SC206	SB0	SB0	S72

JOHN DEERE FORAGE HARVESTERS

PARTS FOR DISTRIBUTORS & COILS

Model	For Engine or Distributor	Contact Assembly* Heavy Duty	Con- denser	Cap	Dust Cap	Rotor	6 Volt Coil ^{1,5}	12 Volt Coil ^{1,5}
8.....	Continental F-162	A81	G124	C110	N/A	D121	E5	N/A
12.....	Deere EA-217	A105	G136	C159	N/A	D179	E5	E502
72, 74.....	Wisconsin VP4D	A70	G127	C21	C21A	D91B	E5	N/A
		A81	G124	C110	N/A	D184	E5	N/A
H7-100 Gas, 155.....	Engine 531	A103M	●G126	●C168	N/A	●D152	E1	E40

CHARGING SYSTEM PARTS

PARTS FOR ALTERNATORS

Model	Engine or Alternator No.	Voltage Regulator ⁵³	Brush Holder Assembly	Brush Set	Positive Diode (3 Used)	Negative Diode (3 Used)	Hardware Kit	Diode Trio	Alt. Con- denser
H7-100, 155.....	531 Engine	●R291	N/A	N/A	SC5 Assembly ⁷		SC124	SC113	N/A
5200, 5400.....	404D, 531D 1100580, 7	●R291	X303	X301	SC5 Assembly ⁷		SC124	SC113	N/A
5440, 5460.....	404D, 531D 1102932	●R291	N/A	N/A	SC5 Assembly ⁷		SC124	SC113	N/A

PARTS FOR GENERATORS

Model	For Engine	Volts	For Generator Number	Voltage Regulator ²⁹	Brush Set
8.....	Continental F-162	6	All	R11	X323
72, 74.....	Wisconsin VP4D	6	All	N/A	X323

● A Borg-Warner Brand "P" Version Also Available See Inside Back Cover.

* For Standard Contact Assembly see Conversion Table.

¹ When Coil Bracket is required, refer to Illustrated Bracket Guide.

⁵ For Epoxy Coils see Conversion Table.

⁷ Diode Bridge contains 3 Negative and 3 Positive Diodes.

⁸ Starters require various quantities of Brushes & Springs. Order as required.

²⁹ Shock Mounting Package R706 available for Delco-Remy type Generators.

⁵³ R622 available for Delco-Remy Alternator type Regulators.

JOHN DEERE — Cont'd

STARTING SYSTEM PARTS										
Model	Engine	Volts	For Starter Number	Brush Set	Brush Spring ⁸	D.E. Bushing	C.E. Bushing	Solenoid Switch	Repair Kit	Starter Lever
8	Continental F-162	6	All	X326	SC208	N/A	SB59	S5	N/R	N/R
72, 74	Wisconsin VP4D	6	MZ-4118, 4175	X326	SC208	SB64	SB59	S5	N/R	N/R
		6	MZ-4184	X326	SC208	N/A	SB59	S5	N/R	N/R
H7-100, 155	6-531A Diesel	12	1114191	X347 ⁸	N/A	N/A	N/A	S725	²⁷	N/A
	Gas	12	1107350	X265	SC206	N/A	SB0	●S100	SR16	SC212
425	DDAD 6V-71	12	1114128	X347 ⁸	N/A	N/A	SB141	S725	²⁷	N/A
5200, 5440	Self Propelled 404, Diesel	12	1113402	N/A	N/A	SB148	SB138	S120	SR24	N/A
5400, 5460	531 Diesel	12	1114191	X347 ⁸	N/A	N/A	N/A	S725	²⁷	N/A

STARTER DRIVES

Year	Model or Engine	Part No.
1956-50	All Eng. 72, 74 w/Str. MZ-4118, MZ-4175, MZ-4184	SD103
All	All Eng. All Models w/Str. 1107350	SD221
All	All Eng. All Models w/Str. 1114128	SD486
All	All Eng. All Models w/Str. 1114191	SD489

FOX RIVER FORAGE HARVESTERS

PARTS FOR DISTRIBUTORS & COILS							
Model	For Engine or Distributor	Contact Assembly* Heavy Duty	Con- denser	Cap	Rotor	6 Volt Coil ^{1,5}	12 Volt Coil ^{1,5}
Hevi-Duty	Continental FA-244	A81	G124	C123	D103	E5	N/R

CHARGING SYSTEM PARTS

PARTS FOR GENERATORS

Model	For Engine	Volts	For Generator Number	Voltage Regulator ²⁹	Voltage Regulator Fuse	Brush Set	Bushing
Fox, Hevi-Duty	Continental FA-266, FA-244	6	All	N/A	N/A	X324	GB202

STARTING SYSTEM PARTS									
Model	For Engine	Volts	For Starter No.	Brush Set	Brush Spring ⁸	D.E. Bushing	C.E. Bushing	Solenoid Switch	
Fox, Hevi-Duty	Continental FA-226, FA-244	6	All	X327	SC208	SB64	SB59	S5	

● A Borg-Warner Brand "P" Version Also Available See Inside Back Cover.

* For Standard Contact Assembly see Conversion Table.

¹ When Coil Bracket is required, refer to Illustrated Bracket Guide.

⁵ For Epoxy Coils see Conversion Table.

⁸ Starters require various quantities of Brushes & Springs. Order as required.

²⁷ SR13 for Solenoids w/Oval Face Plate; SR26 for Solenoids w/Square Face Plate.

²⁹ Shock Mounting Package R706 available for Delco-Remy type Generators.

GEHL BROTHERS FORAGE HARVESTERS

PARTS FOR DISTRIBUTORS & COILS

Model	For Engine or Distributor	Contact Assembly* Heavy Duty	Con- denser	Cap	Rotor	6 Volt Coil ^{1,5}	12 Volt Coil ^{1,5}
Forage Harvester	Wisconsin VG4D	A81	G124	C110	D121	E5	N/R
FH83, SP188	Continental FA-244, M-263	A81	G124	C123	D103	E5	N/R

CHARGING SYSTEM PARTS

PARTS FOR ALTERNATORS

Model	Engine or Alternator No.	Voltage Regulator ⁵³	Brush Holder Assembly	Brush Set	Positive Diode (3 Used)	Negative Diode (3 Used)	Hardware Kit	Diode Trio	Alt. Con- denser
All	059583, RA12N451D	R326	N/A	N/A	N/A	N/A	N/A	N/A	N/A

PARTS FOR GENERATORS

Model	For Engine	Volts	For Generator Number	Voltage Regulator ²⁹	Voltage Regulator Fuse	Brush Set	Brush Spring (2 Used)
Forage Harvester	Wisconsin VG4D	6	All	N/A	N/A	X323	N/A
FH83, SP 188	Continental FA-244, M-263	6	All	N/A	N/A	X324	GB202

STARTING SYSTEM PARTS

Model	For Engine	Volts	For Starter No.	Brush Set	Brush Spring ⁸	D.E. Bushing	C.E. Bushing	Solenoid Switch
Forage Harvester	Wisconsin VG4D	6	All	X326	SC208	N/A	SB59	S5
FH 83	Continental FA-244	6	All	X326	SC208	SB64	SB59	S62
SP 82	Continental M-263	6	MAB-4071	X327	SC208	SB136	SB59	S5
		6	MCI-6009	X326	SC208	SB136	N/A	S62

LUNDELL MANUFACTURING COMPANY FORAGE HARVESTERS

PARTS FOR DISTRIBUTORS & COILS

Model	For Engine or Distributor	Contact Assembly* Heavy Duty	Con- denser	Cap	Rotor	6 Volt Coil ^{1,5}	12 Volt Coil ^{1,5}
55-17	Continental F-244	A81	G124	C123	D103	E5	N/R
Forage Harvester, Super 606	Wisconsin VG4D	A81	G124	C110	D121	E5	E502
Self-Propelled Tractor 2020	Wisconsin VG4D, V461B, V461D	A81	G136	C110	D121	N/R	E502

* For Standard Contact Assembly see Conversion Table.

¹ When Coil Bracket is required, refer to Illustrated Bracket Guide.

⁵ For Epoxy Coils see Conversion Table.

⁸ Starters require various quantities of Brushes & Springs. Order as required.

²⁹ Shock Mounting Package R706 available for Delco-Remy type Generators.

⁵³ R622 available for Delco-Remy Alternator type Regulators.

LUNDELL — Cont'd

CHARGING SYSTEM PARTS

PARTS FOR GENERATORS

Model	For Engine	Volts	For Generator Number	Voltage Regulator ²⁹	Voltage Regulator Fuse	Brush Set	Bushing
55-17	Continental F-244	6	All	N/A	N/A	X324	GB202
Forage Harvester	Wisconsin VG4D	6	All	N/A	N/A	X323	N/A
Super 606	Wisconsin VG4D	12	All	N/A	N/A	X323	N/A
2020	Self-Propelled VG4D V461D, B	12	All	N/A	N/A	X323	N/A
		12	All	N/A	N/A	X275	GB204

STARTING SYSTEM PARTS

Model	For Engine	Volts	For Starter No.	Brush Set	Brush Spring ⁸	D.E. Bushing	C.E. Bushing	Solenoid Switch
55-17	Continental F-244	6	All	X327	SC208	SB64	SB59	S5
Forage Harvester	Wisconsin VG4D	6	All	X326	SC208	N/A	SB59	S5
Super 606	Wisconsin VG4D	12	All	X326	SC208	N/A	N/A	S5
2020	Self-Propelled VG4D V461D	6	All	X326	SC208	N/A	N/A	S5
		12	All	X332	SC208	N/A	SB136	S72

MASSEY FERGUSON FORAGE HARVESTERS

PARTS FOR DISTRIBUTORS & COILS

Model	For Engine or Distributor	Contact Assembly* Heavy Duty	Con- denser	Cap	Rotor	6 Volt Coil ^{1,5}	12 Volt Coil ^{1,5}
Clipper Forager	Continental F-226	A81	G124	C123	D103	E5	N/R

CHARGING SYSTEM PARTS

PARTS FOR GENERATORS

Model	For Engine	Volts	For Generator Number	Voltage Regulator ²⁹	Voltage Regulator Fuse	Brush Set	Bushing
Clipper Forager	Continental F-226	6	GBM-4804E-5	R11	N/A	X324	GB200
		6	GHD-6001J, W	N/A	N/A	X324	GB202

STARTING SYSTEM PARTS

Model	For Engine	Volts	For Starter No.	Brush Set	Brush Spring ⁸	D.E. Bushing	C.E. Bushing	Solenoid Switch
Clipper Forager	Continental F-226	6	MAB-4082	X327	SC208	SB136	SB59	S5
		6	MAW-4054A	X328	N/A	SB136	SB59	S5

* For Standard Contact Assembly see Conversion Table.

¹ When Coil Bracket is required, refer to Illustrated Bracket Guide.

⁵ For Epoxy Coils see Conversion Table.

⁸ Starters require various quantities of Brushes & Springs. Order as required.

²⁹ Shock Mounting Package R706 available for Delco-Remy type Generators.

MASSEY FERGUSON — Cont'd

STARTING SYSTEM PARTS — Cont'd

STARTER DRIVES

Year	Model or Engine	Part No.
1958-50	All Eng. All Models w/Str. MAB-4082, MAB-4118A.....	SD135
1958-50	All Eng. All Models w/Str. MAW-4054A	SD565

NEW HOLLAND FORAGE HARVESTERS

PARTS FOR DISTRIBUTORS & COILS

Model	For Engine or Distributor	Contact Assembly* Heavy Duty	Con-denser	Cap	Dust Cap	Rotor	6 Volt Coil ^{1,5}	12 Volt Coil ^{1,5}
600, 601, 611	Wisconsin VP4, VP4D, IAD-4036A Dist. IGW-4159 Dist. Wisconsin VG4D	A81	G124	C110	N/A	D184	E5	N/R
		A81	G127	C21	C21A	D91B	E5	N/R
		A81	G124	C110	N/A	D121	E5	N/R
		800, 810, 818	Continental FA-244	A81	G124	C123	N/A	D103

CHARGING SYSTEM PARTS

PARTS FOR ALTERNATORS

Model	Engine or Alternator No.	Voltage Regulator ⁵³	Brush Holder Assembly	Brush Set	Positive Diode (3 Used)	Negative Diode (3 Used)	Hardware Kit	Diode Trio	Alt. Con-denser
All.....	235085, 23570335, 8V235085, 8V235703, 8V23508509, RA12N451, RA12N600D, 8AR2022F, 8AR2024F	R326	N/A	N/A	N/A	N/A	N/A	N/A	N/A

PARTS FOR GENERATORS

Model	Engine	Volts	For Generator Number	Voltage Regulator ²⁹	Voltage Regulator Fuse	Brush Set	Brush Spring (2 Used)	Bushing
600, 601, 611	Wisconsin VF4, VH4D, VP4, VP4D Wisconsin VG4D	6	All	N/A	N/A	X323	N/A	N/A
		6	GAS-4303	N/A	N/A	X323	N/A	N/A
		6	GAA-4306	R11	N/A	X323	N/A	N/A
		6	GJK-7001B	N/A	N/A	X260	N/A	N/A
800, 810, 818	Continental FA-244	6	All	N/A	N/A	X324	N/A	GB202

* For Standard Contact Assembly see Conversion Table.
¹ When Coil Bracket is required, refer to Illustrated Bracket Guide.
⁵ For Epoxy Coils see Conversion Table.

²⁹ Shock Mounting Package R706 available for Delco-Remy type Generators.
⁵³ R622 available for Delco-Remy Alternator type Regulators.

NEW HOLLAND — Cont'd

STARTING SYSTEM PARTS

Model	For Engine	Volts	For Starter No.	Brush Set	Brush Spring ⁸	D.E. Bushing	C.E. Bushing	Solenoid Switch
600, 601, 611	Wisconsin VF4, VH4D, VP4, VP4D, VG4D	6	All	X326	SC208	SB64	SB59	S5
	Wisconsin VG4D, VH4D, V460D, V461D	12	MDY-7006	X326	SC208	SB136	N/A	S72
800, 810, 818	Continental FA-244	6	All	X327	SC208	SB64	SB59	S5

STARTER DRIVES

Year	Model or Engine	Part No.
1967-50	All Eng. All Models w/Str. MZ-4118, MZ-4175, MZ-4184, MZ-4192, MZ-4194.....	SD103
1967-50	All Eng. All Models w/Str. MAJ-4040	SD107
1967-50	All Eng. All Models w/Str. MDL-7066	SD570

SPERRY NEW HOLLAND FORAGE HARVESTERS

CHARGING SYSTEM PARTS

PARTS FOR ALTERNATORS

Model	Engine or Alternator No.	Voltage Regulator ⁵³	Brush Holder Assembly	Brush Set	Positive Diode (3 Used)	Negative Diode (3 Used)	Hardware Kit	Diode Trio	Alt. Condenser
1900, 2100	Cat. 3306T, 3406 1105068, 1105086, 1105098	●R291	X359	N/A	SC111 Assembly ⁷		N/A	SC113	N/A

STARTING SYSTEM PARTS

Model	Engine	Volts	For Starter Number	Brush Set	Brush Spring ⁸	D.E. Bushing	C.E. Bushing	Solenoid Switch	Repair Kit	Starter Lever
1900, 2100	Cat. 3306T, 3406	12	1114815, 1114883	N/A	N/A	SB165	SB141	S725	²⁷	SC182

STARTER DRIVES

Year	Model or Engine	Part No.
All	All Eng. All Models w/Str. 1114815	SD486
All	All Eng. All Models w/Str. 1114883	SD489

● A Borg-Warner Brand "P" Version Also Available See Inside Back Cover.

⁷ Diode Bridge contains 3 Negative and 3 Positive Diodes.

⁸ Starters require various quantities of Brushes & Springs. Order as required.

²⁷ SR13 for Solenoids w/Oval Face Plate; SR26 for Solenoids w/Square Face Plate.

⁵³ R622 available for Delco-Remy Alternator type Regulators.

ALLIS-CHALMERS HAY BALERS

PARTS FOR DISTRIBUTORS & COILS

Model	Engine or Distributor No.	Contact Assembly*							
		Heavy Duty	Heavy Duty Pierced	Con-denser	Cap	Dust Cap	Rotor	6 Volt Coil ^{1,5}	12 Volt Coil ^{1,5}
Standard, 10.....	G-149	A40H	A40V	G102A	C150	C80	D144	E1	E40
300, 302, 303.....	Wisconsin VH4D w/IAD-6004-2F, 2N	A81	N/A	G124	C110	N/A	D121	E5	E502

CHARGING SYSTEM PARTS

PARTS FOR GENERATORS

Model	For Engine	Volts	For Generator Number	Voltage Regulator ²⁹	Voltage Regulator Fuse	Brush Set	Brush Spring (2 Used)
Standard, 10.....	G-149	6	All	R195	RF35	X270	SC202
		12	All	R198	RF35	X270	SC202
302, 303.....	Wisconsin VH4D	12	GDY-4115, N	N/A	N/A	X323	N/A

STARTING SYSTEM PARTS

Model	For Engine	Volts	For Starter No.	Brush Set	Brush Spring ⁸	D.E. Bushing	C.E. Bushing	Solenoid Switch
Standard, 10.....	G-149	6	All	X145	SC204	S80	S80	S79
		12	All	X265	SC206	S80	S80	S72
300, 302, 303.....	Wisconsin VH4D	12	MGB-4109, MBG-4141	X326	SC208	N/A	N/A	S5

STARTER DRIVES

Year	Model or Engine	Part No.
1976-64	All Eng. 300, 302, 303 w/Str. MBG-4109.....	SD103

J.I. CASE HAY BALERS

PARTS FOR DISTRIBUTORS & COILS

Model	For Engine or Distributor	Contact Assembly*						
		Heavy Duty	Con-denser	Cap	Dust Cap	Rotor	6 Volt Coil ^{1,5}	12 Volt Coil ^{1,5}
NCM.....	Wisconsin VE4	A70	G127	C21	C21A	D91B	E5	N/R
NT.....	Wisconsin VE4 IAD-4036 Dist.	A81	G124	C110	N/A	D184	E5	N/R
	IGW-4159A Dist.	A70	G127	C21	C21A	D91B	E5	N/R
	Wisconsin VF4	A81	G124	C110	N/A	D184	E5	N/R
W5.....	(G-188) IAD-6003-2F	A81	G124	C110	N/A	D121	E5	E502
130, 133, 135.....	Wisconsin TFD, THD	A70	G127	C18	N/A	D91B	E5	E502

* For Standard Contact Assembly see Conversion Table.

¹ When Coil Bracket is required, refer to Illustrated Bracket Guide.

⁵ For Epoxy Coils see Conversion Table.

⁸ Starters require various quantities of Brushes & Springs. Order as required.

²⁹ Shock Mounting Package R706 available for Delco-Remy type Generators.

J.I. CASE — Cont'd

PARTS FOR DISTRIBUTORS & COILS — Cont'd

Model	For Engine or Distributor	Contact Assembly* Heavy Duty	Con- denser	Cap	Dust Cap	Rotor	6 Volt Coil ^{1,5}	12 Volt Coil ^{1,5}
140T, W, 160T, W, NT	Wisconsin VE4, VF4	A81	G124	C110	N/A	D184	E5	N/R
177	Wisconsin VG4D	A81	G124	C110	N/A	D121	E5	N/R
200, 220, 230	Wisconsin THD	A70	G127	C18	N/A	D91B	E5	E502
200	Wisconsin THD IGW-4199B, C	A70	G127	C18	N/A	D91B	E5	E502
330	Wisconsin VG4D, VH4D	A81	G136	C110	N/A	D121	E5	E502

See Magneto Guides for Additional Information

CHARGING SYSTEM PARTS

PARTS FOR GENERATORS

Model	Engine	Volts	For Generator Number	Voltage Regulator ²⁹	Voltage Regulator Fuse	Brush Set	Brush Spring (2 Used)	Bushing
NAP2	Own SE	6	All	N/A	N/A	X324	N/A	GB202
NCM	Wisconsin VE4	6	All	N/A	N/A	X323	N/A	N/A
NT	Wisconsin VE4 Wisconsin VF4	6	All	N/A	N/A	X323	N/A	N/A
		6	All	R11	N/A	X323	N/A	N/A
88 Tobacco Harvester	Own A-125	6	All	N/A	N/A	X324	N/A	GB202
130, 133, 135	Wisconsin TFD, THD	6	All	R11	N/A	X323	N/A	N/A
140T, W, 160T, W, NT ...	Wisconsin VE4, VF4 Own A-125	6	GAS-4301, 3 GAS-4305, 6	R621	N/A	X323	N/A	N/A
		6		R11	N/A	X323	N/A	N/A
		6		R195	RF35	X349	N/A	GB203
177	Wisconsin VG4D	6	All	N/A	N/A	X260	N/A	GB203
200, 220, 230	Wisconsin THD	6	All	R11	N/A	X323	N/A	N/A
		12	All	N/A	N/A	X323	N/A	N/A

STARTING SYSTEM PARTS

Model	For Engine	Volts	For Starter No.	Brush Set	Brush Spring ⁸	D.E. Bushing	C.E. Bushing	Solenoid Switch
NAP2	Own SE	6	All	X326	SC208	SB136	SB59	S5
NCM, NT	Wisconsin VE4, VF4	6	All	X326	SC208	SB64	SB59	S5
88 Tobacco Harvester	Own A-125	6	All	X326	SC208	SB136	N/A	S62
130	Wisconsin TFD, THD	6	All	X326	SC208	SB64	SB59	S5
133, 135	Wisconsin TFD	6	All	X326	SC208	N/A	N/A	S5
140T, W, 160T, W	Wisconsin VE4, VF4 Own A-125	6	All	X326	SC208	N/A	SB59	S5
		6	All	X326	SC208	SB136	N/A	S62
177	Wisconsin VG4D	6	All	X326	SC208	N/A	N/A	S5
200	Wisconsin THD	6 & 12	All	X326	SC208	N/A	N/A	S5
220, 230	Wisconsin THD	6	All	X326	SC208	N/A	N/A	S5
330, 850, 1010, 1020, 2020	Wisconsin THD, VG4D, VH4D	6	All	X326	SC208	N/A	N/A	S5

* For Standard Contact Assembly see Conversion Table.

¹ When Coil Bracket is required, refer to Illustrated Bracket Guide.

⁵ For Epoxy Coils see Conversion Table.

⁸ Starters require various quantities of Brushes & Springs. Order as required.

²⁹ Shock Mounting Package R706 available for Delco-Remy type Generators.

HAY BALERS

**J.I. CASE
JOHN DEERE**

J.I. CASE — Cont'd

STARTING SYSTEM PARTS — Cont'd

STARTER DRIVES

Year	Model or Engine	Part No.	Year	Model or Engine	Part No.
1967-55	All Eng. 130, 133, 135, 140, 140T, 140W, 160T, 160W, 177, 200, 330, 850 w/Str. MBG-4109, MBG-4118	SD103	1959	All Eng. 200B w/Str. 1107177	SD568
1967-55	All Eng. 130, 133, 135, 140, 140T, 140W, 160T, 160W, 177, 200, 330, 850 w/Str. MZ-4180	SD568	1957-56	All Eng. 88 Tobacco Harvester w/Str. MZ-4180	SD568
			1957-52	All Eng. NAP, NAP-2 w/Str. MZ-4095	SD135
			1957-50	All Eng. NCM, NT w/Str. MZ-4118, MZ-4175, MZ-4184	SD103

COCKSHUTT HAY BALERS

Determine Model and Engine, then refer to the Wisconsin Engine section for parts used.

STARTING SYSTEM PARTS

STARTER DRIVES

Year	Model or Engine	Part No.
1969-68	All Eng. 520, 620 w/Str. MBG-4109, MBG-4118	SD103
1965-48	All Eng. All Models w/Str. MZ-4046	SD107
1965-48	All Eng. All Models w/Str. MZ-4184, MZ-4194	SD103

JOHN DEERE HAY BALERS

PARTS FOR DISTRIBUTORS & COILS

Model	Engine or Distributor No.	Contact Assembly*							
		Heavy Duty	Heavy Duty Pierced	Con- denser	Cap	Dust Cap	Rotor	6 Volt Coil ^{1,5}	12 Volt Coil ^{1,5}
10	Wisconsin VG4D	A81	N/A	G124	C110	N/A	D121	E5	N/R
24T, 24WS	Wisconsin THD	A70	N/A	G127	C18	N/A	D91B	E5	E502
114W, 116W	Wisconsin VF4D	A81	N/A	G124	C110	N/A	D184	E5	N/R
	IAD-4036A Dist. IGW-4159A Dist.	A70	N/A	G127	C21	C21A	D91B	E5	N/R
214WS, 216T, 216W, WS, 224T, 224WS	IAD-6004-2N	A81	N/A	G136	C110	N/A	D121	E5	E502
	Wisconsin VG4D, VH4D	A81	N/A	G124	C110	N/A	D121	E5	N/R
323	EA-11SG	A105	N/A	G136	C202	N/A	D179	N/A	E502
	Deere w/IBT-4101L, R, S, U Dist.	A105	N/A	G136	C202	N/A	D179	E5	E502
	Deere w/IBT-4101N Dist.	A105	N/A	G136	C202	N/A	D179	E5	E502
346	Wisconsin VG4D, VH4D IAD-6004-2N	A81	N/A	G136	C110	N/A	D184	E5	E502

See Magneto Guides for Additional Information

* For Standard Contact Assembly see Conversion Table.

⁵ For Epoxy Coils see Conversion Table.

¹ When Coil Bracket is required, refer to Illustrated Bracket Guide.

JOHN DEERE — Cont'd

CHARGING SYSTEM PARTS

PARTS FOR GENERATORS

Model	For Engine	Volts	For Generator Number	Voltage Regulator ²⁹	Voltage Regulator Fuse	Brush Set
10	Refer to Wisconsin VG4D Engine					
14T, 24T, 24WS	Wisconsin THD	12	All	N/A	N/A	X323
14W, 116W	Wisconsin VF4D	6	GAS-4301, 3	R621	N/A	X323
		6	GAS-4306	R11	N/A	X323
214T, 214W, 214WS, 216T, W, 224T, 224WS	Wisconsin VH4D	6	GAS-4303	R621	N/A	X323
		6	GAS-4306	R11	N/A	X323

STARTING SYSTEM PARTS

Model	For Engine	Volts	For Starter No.	Brush Set	Brush Spring ⁸	D.E. Bushing	C.E. Bushing	Solenoid Switch
10	Wisconsin VG4D	6	All	X326	SC208	N/A	N/A	S5
14T, 24T, 24WS	Wisconsin THD	12	All	X326	N/A	N/A	SB59	S5
	Wisconsin TFD	12	All Exc. MBG Str.	X326	N/A	N/A	SB59	S5
			MBG Starters	X326	SC208	N/A	N/A	S5
114W, 116W	Wisconsin VF4D	6	All	X326	SC208	SB64	SB59	S5
214T, 214W, 214WS	Wisconsin VH4D	6	All	X326	SC208	N/A	SB59	S5
	Wisconsin VH4, VG4D	6	All	X326	SC208	N/A	SB59	S5
216T, 216W, S, WS, 224T, 224WS	Wisconsin VH4D	6	All	X326	SC208	N/A	SB59	S5
323	EA-115G	12	All	X332	SC208	SB106	N/A	N/A
1010, 1020, 2010, 2020	All	12	MDY-8006A	X332	SC208	SB106	N/A	N/A

STARTER DRIVES

Year	Model or Engine	Part No.
1967-53	All Eng. 14T, 114W, 116W, 214T, 214W, 323 w/Str. MZ-4118, MZ-4175, MZ-4192, MZ-4194	SD103

**FARMALL
(See International Harvester)**

⁸ Starters require various quantities of Brushes & Springs. Order as required.

²⁹ Shock Mounting Package R706 available for Delco-Remy type Generators.

FORD HAY BALERS

Determine Model and Engine, then refer to the Wisconsin Engine section for parts used.

STARTING SYSTEM PARTS

STARTER DRIVES

Year	Model or Engine	Part No.	Year	Model or Engine	Part No.
1967-59	All Eng. 14-71, 14-76, 14-80, 14-169 thru 172, 14-213, 14-214, 14-215, 250, 350, 504, 506, 530, 540 w/Str. MZ-4192, MZ-4194	SD103	1967-55	All Eng. All Models w/Str. 1107490, 1107999 ..	SD144
1967-55	All Eng. All Models w/Str. MBG-4024, MZ-4184, MZ-4192, MZ-4194	SD103	1958-56	All Eng. 14-19, 14-49, 14-71, 14-76 w/Str. MZ-4184	SD103

J.A. FREEMAN & SON HAY BALERS

PARTS FOR DISTRIBUTORS & COILS

Model	For Engine or Distributor	Contact Assembly* Heavy Duty	Con- denser	Cap	Rotor	6 Volt Coil ^{1,5}	12 Volt Coil ^{1,5}
Baler, 25A, 25AW, 25ACWT, 26, 28, 100, 100T, 100W, 200, 200T, 200W, 252, 300, 300T, 300W, 330, W	Wisconsin VG4D, VH4D	A81	G124	C110	D121	E5	E502

See Magneto Guides for Additional Information

CHARGING SYSTEM PARTS

PARTS FOR GENERATORS

Model	Engine	Volts	For Generator Number	Voltage Regulator ²⁹	Voltage Regulator Fuse	Brush Set	Brush Spring (2 Used)	Bushing
Baler	Wisconsin VG4D	6	All	N/A	N/A	X323	N/A	N/A
	Lycoming C2-290	6	All	N/A	N/A	X324	N/A	GB202
25A, 25AW, 25ACWT	Wisconsin VH4D	6	GHD	N/A	N/A	X324	N/A	GB202
		6 & 12	All Exc. GHD	N/A	N/A	X260	N/A	GB204
26, 28	Wisconsin VH4D	6	GHD	N/A	N/A	X324	N/A	GB202
		6	GJK	N/A	N/A	X260	N/A	GB204
100, 100T, 100W, 200, 200T, 200W	Wisconsin VH4D	6 & 12	All	N/A	N/A	X260	N/A	GB204
300, 300T, 300W, 330W .	Wisconsin VH4D	6 & 12	All	N/A	N/A	X260	N/A	GB204
	Wisconsin VG4D	6	GJK-7001B	N/A	N/A	X260	N/A	GB204
		12	GJT-7103A, 7405A	N/A	N/A	X260	N/A	GB204
		12	GJY-7401SN	N/A	N/A	X260	N/A	GB204

* For Standard Contact Assembly see Conversion Table.

¹ When Coil Bracket is required, refer to Illustrated Bracket Guide.

⁵ For Epoxy Coils see Conversion Table.

²⁹ Shock Mounting Package R706 available for Delco-Remy type Generators.

J.A. FREEMAN & SON — Cont'd

STARTING SYSTEM PARTS							
Model	For Engine	Volts	For Starter Number	Brush Set	Brush Spring ⁸	C.E. Bushing	Solenoid Switch
Baler, 25A, 25AW, 25ACWT, 26, 28, 100, 100W, 200, 200T, 200W, 300, 300T, 300W, 330, W.	Wisconsin VG4D, VH4D	6 & 12	All	X326	SC208	SB59	S5

HARRINGTON MANUFACTURING, INC. HAY BALERS

Determine Model and Engine, then refer to the Wisconsin Engine section for parts used.

INTERNATIONAL HARVESTER, McCORMICK-DEERING & FARMALL HAY BALERS

PARTS FOR DISTRIBUTORS & COILS							
Model	For Engine or Distributor	Contact Assembly* Heavy Duty	Con- denser	Cap	Rotor	6 Volt Coil ^{1,5}	12 Volt Coil ^{1,5}
Baler.....	Wisconsin TFD	A70	G127	C18	D91B	E5	N/R
	Wisconsin VF4D	A81	G124	C110	D184	E5	N/R
	Wisconsin VG4D, VH4D	A81	G124	C110	D121	E5	E502
37.....	C-123	HS4	HG5	HC2	HR2	E1	E31 ²⁵
37 Twine, 37 Wire.....	Wisconsin THD	A70	G127	C18	D91B	E5	E502
	Wisconsin VH4D, VH4	A81	G124	C110	D121	E5	E502
45, 46.....	Wisconsin THD	A70	G127	C18	D91B	E5	E502
	Wisconsin VF4	A81	G124	C110	D184	E5	N/R
46 Twine, 46 Wire.....	Wisconsin THD	A70	G127	C18	D91B	E5	E502
47.....	C-123	HS4	HG5	HC2	HR2	E1	E31 ²⁵
47 Twine, 47 Wire.....	Wisconsin THD	A70	G127	C18	D91B	E5	N/A
	Wisconsin VH4D, VH4	A81	G124	C110	D121	E5	E502
50, 55, 55 Twine, 55 Wire.....	C-60, C-113, C-123	HS4	HG5	HC2	HR2	E1	E31 ²⁵
56 Twine, 56 Wire, 57 Twine, 57 Wire.....	Wisconsin VH4D, VH4	A81	G124	C110	D121	E5	E502
	C-123	HS4	HG5	HC2	HR2	E1	E31 ²⁵
60 Wire, 70 Wire, 71 Wire.....	Wisconsin VG4D, VR4D	A81	G124	C110	D121	E5	N/R
430, 430T, 430W, 440, 440T, 440W..	Wisconsin THD	A70	G127	C18	D91B	E5	E502
	Wisconsin VG4D, VH4D, VR4D	A81	G136	C110	D121	E5	E502

See Magneto Guides for Additional Information

* For Standard Contact Assembly see Conversion Table.
¹ When Coil Bracket is required, refer to Illustrated Bracket Guide.
⁵ For Epoxy Coils see Conversion Table.

⁸ Starters require various quantities of Brushes & Springs. Order as required.
²⁵ E40 for 12 Volt Non-Resistor type Coil.

IHC — Cont'd

CHARGING SYSTEM PARTS

PARTS FOR GENERATORS

Model	Engine	Volts	For Generator Number	Voltage Regulator ²⁹	Voltage Regulator Fuse	Brush Set	Brush Spring (2 Used)	Bushing
Baler	Wisconsin TFD, VF4D, VG4D	6	All	N/A	N/A	X323	N/A	N/A
37	C-123	6	All	R195	RF35	X349	N/A	GB203
37 Twine, 37 Wire, 45, 46, 46 Twine, 46 Wire..	Wisconsin THD, VH4D, VF4	6	All	R11	N/A	X323	N/A	N/A
47	C-123	6	All	R195	RF35	X349	N/A	GB203
47 Twine, 47 Wire	Wisconsin THD	6	All	R11	N/A	X323	N/A	N/A
	Wisconsin VH4D	6	All	R11	N/A	X323	N/A	N/A
		12	All	N/A	N/A	X260	N/A	GB204
50, 55, 55 Twine, 55 Wire	C-60, C-113, C-123	6	All	R195	RF35	X349	N/A	GB203
56 Twine, 56 Wire	Wisconsin VH4D, VH4 C-123	6	All	R11	N/A	X323	N/A	N/A
		6	All	R195	RF35	X349	N/A	GB203
57 Twine, 57 Wire	Wisconsin VH4D, VH4 C-123	6	All	R11	N/A	X323	N/A	N/A
		6	All	R195	RF35	X349	N/A	GB203
		12	All	R198	RF35	X270	SC202	N/A
60 Wire, 70 Wire, 71 Wire	Wisconsin VG4D, VR4D	6	All	R11	N/A	X323	N/A	N/A

STARTING SYSTEM PARTS

Model	For Engine	Volts	For Starter No.	Brush Set	Brush Spring ⁸	D.E. Bushing	C.E. Bushing	Solenoid Switch
Baler	Wisconsin TFD, VF4D, VG4D	6	All	X326	SC208	N/A	SB59	S5
37	C-123	6	All	X265	SC206	SB0	SB0	S79
34, 37 Twine, 37 Wire	Wisconsin THD, VH4D	6 & 12	All	X326	SC208	N/A	N/A	S5
	Wisconsin VH4	6	All	X265	SC206	SB0	SB0	S79
		12	All	X265	SC206	SB0	SB0	S72
45	Wisconsin THD, VH4D	6	All	X326	SC208	N/A	SB59	S5
46	Wisconsin THD, VF4	6	All	X326	SC208	N/A	SB59	S5
		12	All	X326	SC208	N/A	N/A	S5
46 Twine, 46 Wire.....	Wisconsin THD	6	All	X326	SC208	N/A	SB59	S5
47	C-123	6	All	X265	SC206	SB0	SB0	S79
47 Twine, 47 Wire.....	Wisconsin THD, VH4D	6 & 12	All	X326	SC208	N/A	N/A	S5
	Wisconsin VH4	6	All	X265	SC206	SB0	SB0	S79
		12	All	X265	SC206	SB0	SB0	S72
50	C-60, C-113	6	All	X357	N/A	SB0	SB65	S79
55	C-123	6	1107490	X265	SC206	SB0	SB0	S79
		6	1107999	X145	SC204	SB0	N/A	S79
55 Twine, 55 Wire.....	C-60	6	All	X357	N/A	SB0	SB65	S79
	C-113	6	All	X145	SC204	SB0	N/A	S79
56 Twine, 56 Wire.....	Wisconsin VH4D	6 & 12	All	X326	SC208	N/A	N/A	S79
	C-123	6	1107490	X265	SC206	SB0	SB0	S79
		6	1107999	X145	SC204	SB0	N/A	S79
57 Twine, 57 Wire.....	Wisconsin VH4D, VH4 C-123	6	All	X265	SC206	SB0	SB0	S79
		12	All	X265	SC206	SB0	SB0	S72
60 Wire, 70 Wire, 71 Wire.....	Wisconsin VG4D, VR4D	6 & 12	All	X326	SC208	N/A	N/A	S5

⁸ Starters require various quantities of Brushes & Springs. Order as required.

²⁹ Shock Mounting Package R706 available for Delco-Remy type Generators.

IHC — Cont'd

STARTING SYSTEM PARTS — Cont'd

Model	For Engine	Volts	For Starter No.	Brush Set	Brush Spring ⁸	D.E. Bushing	C.E. Bushing	Solenoid Switch
430T, 430W, 440T, 440W	Wisconsin THD, VG4D, VH4D, VR4D	6 & 12	All	X326	SC208	N/A	N/A	S5

STARTER DRIVES

Year	Model or Engine	Part No.
1956-42	All Eng. 50, 55 w/Str. 1109610	SD135
1956-42	All Eng. 50, 55 w/Str. 1107999	SD144

LONG MANUFACTURING CO.

PARTS FOR DISTRIBUTORS & COILS

Model	For Engine or Distributor	Contact Assembly* Heavy Duty	Con- denser	Cap	Rotor	6 Volt Coil ^{1,5}	12 Volt Coil ^{1,5}
680	Wisconsin VHD	A81	G124	C110	D121	E5	E502

STARTING SYSTEM PARTS

Model	For Engine	Volts	For Starter No.	Brush Set	Brush Spring ⁸	D.E. Bushing	C.E. Bushing	Solenoid Switch
680	Wisconsin VHD	6	MBG-4141	X326	SC208	N/A	N/A	S5

MASSEY FERGUSON HAY BALERS

Determine Model and Engine, then refer to the Wisconsin Engine section for parts used.

STARTING SYSTEM PARTS

STARTER DRIVES

Year	Model or Engine	Part No.
1958-54	All Eng. 1, 3, F-12 w/Str. MBG-4109, MBG-4118, MZ-4175, MZ-4184, MZ-4192	SD103
1958-50	All Eng. All Models w/Str. MAW-4054A	SD565
1958-50	All Eng. All Models w/Str. MBG-4082A, MBG-4118A	SD135

McCORMICK-DEERING
(See International Harvester)

* For Standard Contact Assembly see Conversion Table.

¹ When Coil Bracket is required, refer to Illustrated Bracket Guide.

⁵ For Epoxy Coils see Conversion Table.

⁸ Starters require various quantities of Brushes & Springs. Order as required.

MINNEAPOLIS-MOLINE HAY BALERS

STARTING SYSTEM PARTS

STARTER DRIVES

Year	Model or Engine	Part No.
1963-54	All Eng. K3, K-12 w/Str. MBG-4109, MZ-4118, MZ-4175, MZ-4184, MZ-4192.....	SD103

NEW HOLLAND HAY BALERS

Determine Model and Engine, then refer to the Wisconsin Engine section for parts used.

STARTING SYSTEM PARTS

STARTER DRIVES

Year	Model or Engine	Part No.
1972-50	All Eng. 66, 67, 68, 69, 77, 78, 80, 87, 98, 271, 280 w/Str. MBG-4109, MBG-4118, MZ-4118, MZ-4175, MZ-4184, MZ-4192, MZ-4194.....	SD103
1972-50	All Eng. 66, 68, 69, 77, 80, 87, 98, 271, 280 w/Str. MDL-7006.....	SD570

OLIVER HAY BALERS

Determine Model and Engine, then refer to the Wisconsin Engine section for parts used.

STARTING SYSTEM PARTS

STARTER DRIVES

Year	Model or Engine	Part No.
1967-50	All Eng. Auto 8, 50, 60, 60T, 60W, 62T, 62W, 100, 101, 620 w/Str. MBG-4109, MBG-4118, MZ-4118, MZ-4175, MZ-4184, MZ-4192, MZ-4194.....	SD103

SPERRY NEW HOLLAND HAY BALERS

CHARGING SYSTEM PARTS

PARTS FOR ALTERNATORS

Model	Engine	Volts	For Alternator Number	Voltage Regulator	Brush Holder Assembly	Brush Set	Positive Diode (3 Used)	Negative Diode (3 Used)	Hard-ware Kit	Diode Trio	Alt. Con-denser
1426	Perkins 4.236	12	1105068	●R291	X359	N/A	SC111 Assembly ⁷	N/A	N/A	SC113	N/A

● A Borg-Warner Brand "P" Version Also Available See Inside Back Cover.

⁷ Diode Bridge contains 3 Negative and 3 Positive Diodes.

SPERRY NEW HOLLAND — Cont'd

STARTING SYSTEM PARTS										
Model	Engine	Volts	For Starter Number	Brush Set	Brush Spring ^a	D.E. Bushing	C.E. Bushing	Solenoid Switch	Repair Kit	Starter Lever
1426	Perkins 4.236	12	1109253	X291	N/A	SB201	SB138	●S100	SR16	SC212

POWER UNITS

ALLIS-CHALMERS POWER UNITS

CHARGING SYSTEM PARTS										
-----------------------	--	--	--	--	--	--	--	--	--	--

PARTS FOR ALTERNATORS

Model	Engine	Volts	For Alternator Number	Voltage Regulator	Brush Holder Assembly	Brush Set	Positive Diode (3 Used)	Negative Diode (3 Used)	Hardware Kit	Diode Trio	Alt. Condenser
Diesel	D-175, D-262	12	1100805	R310	X302	X293	SC2P	SC2N	N/R	N/R	G80
		12	1102925	●R291	X359	N/A	SC5 Assembly ⁷		SC124	SC113	N/A
Diesel	433, 649 Series	12	1102920, 1, 1103116	●R291	X359	N/A	SC5 Assembly ⁷		SC124	SC113	N/A
		12	1105422	●R291	X359	N/A	SC111 Assembly ⁷		N/A	SC113	N/A
Diesel	670 Series	12	1102933, 1103072	●R291	X359	N/A	SC5 Assembly ⁷		SC124	SC113	N/A
		12	1105430	●R291	X359	N/A	SC111 Assembly ⁷		N/A	SC113	N/A
		24	1102934, 1103167	R322	X359	N/A	SC5 Assembly ⁷		SC124	SC113	N/A
		24	1105431	N/A	X359	N/A	SC111 Assembly ⁷		N/A	SC113	N/A
Diesel	685, 6138 Series	12	1100080	R279	X303	X301	N/A	N/A	N/A	N/A	N/A
		24	1100061, 2	N/A	X302	X293	SC2P	SC2N	N/R	N/R	G80
		24	1117248	R697	N/R	N/R	SC2P	SC2N	N/R	N/R	N/A
		24	1117642	R987	N/R	N/R	SC5 Assembly ⁷		SC124	SC113	N/A
Mark I, II	2800, 2900 Series	12	1102920, 1	●R291	X359	N/A	SC5 Assembly ⁷		SC124	SC113	N/A
		12	1100582, 4	●R291	X303	X301	SC5 Assembly ⁷		SC124	SC113	N/A
Mark II	3400, 3500 Series	12	1100059, 63	R310	X302	X293	SC2P	SC2N	N/R	N/R	G80
		12	1102933	●R291	X359	N/A	SC5 Assembly ⁷		SC124	SC113	N/A
		24	1100074	N/A	X302	X293	SC2P	SC2N	N/R	N/R	G80
		24	1102934	R322	X359	N/A	SC5 Assembly ⁷		SC124	SC113	N/A
Diesel	11000, 21000, 25000	12	1100080	R279	X303	X301	N/A	N/A	N/A	N/A	N/A
		24	1100061, 2	N/A	X302	X293	SC2P	SC2N	N/R	N/R	G80
		24	1117236, 48	R697	N/R	N/R	SC2P	SC2N	N/R	N/R	N/A

STARTING SYSTEM PARTS										
-----------------------	--	--	--	--	--	--	--	--	--	--

Model	Engine	Volts	For Starter Number	Brush Set	Brush Spring ^a	D.E. Bushing	C.E. Bushing	Solenoid Switch	Repair Kit	Starter Lever
Diesel	D-175, D-262	12	1113229	N/A	N/A	SB148	N/A	S120	SR24	N/A

● A Borg-Warner Brand "P" Version Also Available See Inside Back Cover.

⁷ Diode Bridge contains 3 Negative and 3 Positive Diodes.

⁸ Starters require various quantities of Brushes & Springs. Order as required.

ALLIS CHALMERS — Cont'd

STARTING SYSTEM PARTS — Cont'd

Model	Engine	Volts	For Starter Number	Brush Set	Brush Spring ⁸	D.E. Bushing	C.E. Bushing	Solenoid Switch	Repair Kit	Starter Lever
Diesel.....	433, 649 Series	12	1109217	X291	N/A	N/A	N/A	N/A	N/R	N/A
		12	1109255	X291	N/A	N/A	SB138	●S100	SR16	SC212
		12	1998366, 1998370	X322	SC225	SB201	N/A	S941	N/R	SC212
Diesel.....	670 Series	12	1114055	X347 ⁸	N/A	N/A	SB141	S725	²⁷	N/A
		12	1114893	SC168	N/A	N/A	N/A	S725	²⁷	N/A
		24	1113898	X306 ⁸	N/A	N/A	SB141	S726	²⁸	N/A
		24	1114851	N/A	N/A	N/A	N/A	S726	²⁸	N/A
Diesel.....	685, 6138 Series	24	1113855	X306 ⁸	N/A	N/A	N/A	S726	²⁸	N/A
		24	1113892	X306 ⁸	N/A	N/A	SB141	S726	²⁸	N/A
		24	1114915, 6	N/A	N/A	N/A	N/A	S726	²⁸	N/A
Mark II.....	3400, 3500 Series	12	1114055	X347 ⁸	N/A	N/A	SB141	S725	²⁷	N/A
		24	1113898	X306 ⁸	N/A	N/A	SB141	S726	²⁸	N/A
Diesel.....	11000, 21000, 25000	24	1113855	X306 ⁸	N/A	N/A	N/A	S726	²⁸	N/A
		24	1113892	X306 ⁸	N/A	N/A	SB141	S726	²⁸	N/A

STARTER DRIVES

Year	Model or Engine	Part No.	Year	Model or Engine	Part No.
1973-70	All Eng. All Models w/Str. 1107880	SD121	1968-67	All Eng. All Models w/Str. 1107589	SD302
1973-68	All Eng. All Models w/Str. 1107695	SD565			
1973-66	All Eng. All Models w/Str. 1113657	SD279			
1973-63	All Eng. All Models w/Str. 1113136, 1113229 ..	SD282			
1973-61	All Eng. All Models w/Str. 1113855, 1113892, 1113898, 1113909, 1114055, 1114072, 1114098, 1114851, 1114893, 1114915, 1114916.....	SD486			

AVCO-NEW IDEA UNI-SYSTEM
POWER UNITS

PARTS FOR DISTRIBUTORS & COILS

Model	For Engine or Distributor	Contact Assembly*						
		Heavy Duty	Heavy Duty Pierced	Con-denser	Cap	Rotor	6 Volt Coil ^{1,5}	12 Volt Coil ^{1,5}
701	Chevrolet L6-292	A103M	●A109V	G102A	●C168	●D152	N/R	●E30
702	GMC-401	A103M	●A109V	●G126	●C168	N/A	N/R	●E30

● A Borg-Warner Brand "P" Version Also Available See Inside Back Cover.

* For Standard Contact Assembly see Conversion Table.

¹ When Coil Bracket is required, refer to Illustrated Bracket Guide.

⁵ For Epoxy Coils see Conversion Table.

⁸ Starters require various quantities of Brushes & Springs. Order as required.

²⁷ SR13 for Solenoids w/Oval Face Plate; SR26 for Solenoids w/Square Face Plate.

²⁸ SR14 for Solenoids w/Oval Face Plate; SR27 for Solenoids w/Square Face Plate.

AVCO-NEW IDEA — Cont'd

CHARGING SYSTEM PARTS

PARTS FOR ALTERNATORS

Model	For Engine	Volts	For Alternator Number	Brush Holder Assembly	Brush Set	Positive Diode (3 Used)	Negative Diode (3 Used)
701, 702.....	Chevrolet L6-292, GMC-401	12	All	X302	X293	SC2P	SC2N

STARTING SYSTEM PARTS

Model	Engine	Volts	For Starter Number	Brush Set	Brush Spring ⁸	D.E. Bushing	C.E. Bushing	Solenoid Switch	Repair Kit	Starter Lever
701.....	Chevrolet L6-292	12	All	X265	SC206	SB102	SBO	●S100	SR16	SC212
702.....	GMC-401	12	All	X265	SC206	N/A	SBO	N/A	N/R	N/R

JOHN BEAN

Determine model and engine, then refer to the Wisconsin Engine section for parts used.

JOHN BLUE

Determine model and engine, then refer to the Wisconsin Engine section for parts used.

THE BROYHILL COMPANY POWER UNITS

PARTS FOR MAGNETOS

Model	For Engine	For Magneto Model	Contact Assembly	Con-denser
HC-1.....	Kohler K662	Wico XH-2062C, 2485 Fairbanks Morse XE 12B44	WS13 FS11	N/A WG30

See Magneto
Guides For Additional
Information

CHARGING SYSTEM PARTS

PARTS FOR GENERATORS

Model	Engine	Volts	For Generator Number	Voltage Regulator ²⁹	Voltage Regulator Fuse	Brush Set	Brush Spring (2 Used)	Bushing
HC-1.....	Kohler K662	6	All	R195	RF35	X349	N/A	GB203
		12	1100326	R153	RF35	X270	SC202	GB203
		12	1101866	R220	RF35	X228	N/A	GB203

● A Borg-Warner Brand "P" Version Also Available See Inside Back Cover.

⁸ Starters require various quantities of Brushes & Springs. Order as required.

²⁹ Shock Mounting Package R706 available for Delco-Remy type Generators.

THE BROYHILL COMPANY — Cont'd

STARTING SYSTEM PARTS

Model	For Engine	Volts	For Starter Number	Brush Set	D.E. Bushing	C.E. Bushing	Solenoid Switch
HC-1	Kohler-K662	6	All	N/A	SB0	SB65	S79
		12	All	X357	SB0	SB65	S72

J.I. CASE POWER UNITS

CHARGING SYSTEM PARTS

PARTS FOR ALTERNATORS

Model	Engine	Volts	For Alternator Number	Voltage Regulator	Brush Holder Assembly	Brush Set	Positive Diode (3 Used)	Negative Diode (3 Used)	Hard-ware Kit	Diode Trio	Alt. Con-denser
188D, 336D...	188, 336	12	1102867	●R291	X303	X301	SC5 Assembly ⁷		SC124	SC113	N/A
		12	1102928	●R291	X359	N/A	SC5 Assembly ⁷		SC124	SC113	N/A

STARTING SYSTEM PARTS

Model	Engine	Volts	For Starter Number	Brush Set	Brush Spring ^a	D.E. Bushing	C.E. Bushing	Solenoid Switch	Repair Kit	Starter Lever
188D, 336D, 504D	188	12	1109149	X291	SC206	SB65	N/A	●S100	SR16	SC212
	336	12	1113405	N/A	N/A	SB148	N/A	S120	SR24	N/A
	504	12	1113399	X347 ^a	N/A	SB148	N/A	N/A	N/R	N/A

STARTER DRIVES

Year	Model or Engine	Part No.
All	All Eng. All Models w/Str. 1109149	SD302

CENTURY ENGINEERING POWER UNITS

PARTS FOR DISTRIBUTORS & COILS

Model	For Engine or Distributor	Contact Assembly* Heavy Duty	Con-denser	Cap	Rotor	6 Volt Coil ^{1,5}	12 Volt Coil ^{1,5}
CHC-6B, CHC-6C	Wisconsin THD	A70	G127	C18	D91B	E5	N/R

PARTS FOR MAGNETOS

Model	For Engine	For Magneto Model	Contact Assembly	Con-denser
CHC-6C	Kohler K-662	Wico XH-2062C, 2485	WS13	N/A
		Fairbanks Morse XE12B44	FS11	WG30

See Magneto Guides For Additional Information

● A Borg-Warner Brand "P" Version Also Available See Inside Back Cover.

* For Standard Contact Assembly see Conversion Table.

¹ When Coil Bracket is required, refer to Illustrated Bracket Guide.

⁵ For Epoxy Coils see Conversion Table.

⁷ Diode Bridge contains 3 Negative and 3 Positive Diodes.

⁸ Starters require various quantities of Brushes & Springs. Order as required.

CENTURY ENGINEERING — Cont'd

CHARGING SYSTEM PARTS

PARTS FOR GENERATORS

Model	Engine	Volts	For Generator Number	Voltage Regulator ²⁹	Voltage Regulator Fuse	Brush Set	Brush Spring (2 Used)	Bushing
CHC-6B.....	Wisconsin THD	6	All	R11	N/A	X323	N/A	N/A
CHC-6C.....	Wisconsin THD Kohler K-662	6	All	R11	N/A	X323	N/A	N/A
		6	All	R195	RF35	X349	N/A	GB203
		12	1100326	R153	RF35	X270	SC202	GB203
		12	1101866	R220	RF35	X228	N/A	GB203

STARTING SYSTEM PARTS

Model	For Engine	Volts	For Starter No.	Brush Set	Brush Spring ⁸	D.E. Bushing	C.E. Bushing	Solenoid Switch
CHC-6B.....	Wisconsin THD	6	All	X326	SC208	N/A	N/A	S5
CHC-6C.....	Wisconsin THD Kohler K-662	6	All	X326	SC208	N/A	N/A	S5
		6	All	X357	N/A	SB0	SB65	S79
		12	All	X357	N/A	SB0	SB65	S72

JOHN DEERE POWER UNITS

PARTS FOR DISTRIBUTORS & COILS

Model	Engine or Distributor No.	Contact Assembly*							6 Volt Coil ^{1,5}	12 Volt Coil ^{1,5}
		Heavy Duty	Heavy Duty Pierced	Con- denser	Cap	Dust Cap	Rotor			
600, 700.....	NA115 For Prestolite Dist.	A105	N/A	G136	C202	N/A	D179	N/R	E502	
	For Delco Dist.	A40H	A40V	G102A	C150	C80	D10	N/R	E40	

CHARGING SYSTEM PARTS

PARTS FOR ALTERNATORS

Model	Engine	Volts	For Alternator Number	Voltage Regulator	Brush Holder Assembly	Brush Set	Positive Diode (3 Used)	Negative Diode (3 Used)	Hard-ware Kit	Diode Trio	Alt. Con- denser
3164, 4219, 4276, 6329, 6414.....	All	12	1105174	●R291	X359	N/A	SC111 Assembly ⁷	N/A	N/A	SC113	N/A
6404, 6466, 6531, 6619.	All	12	1105068, 1105174	●R291	X359	N/A	SC111 Assembly ⁷	N/A	N/A	SC113	N/A

● A Borg-Warner Brand "P" Version Also Available See Inside Back Cover.

* For Standard Contact Assembly see Conversion Table.

¹ When Coil Bracket is required, refer to Illustrated Bracket Guide.

⁵ For Epoxy Coils see Conversion Table.

⁷ Diode Bridge contains 3 Negative and 3 Positive Diodes.

⁸ Starters require various quantities of Brushes & Springs. Order as required.

²⁹ Shock Mounting Package R706 available for Delco-Remy type Generators.

JOHN DEERE — Cont'd

CHARGING SYSTEM PARTS — Cont'd

PARTS FOR GENERATORS

Model	For Engine	Volts	For Generator Number	Brush Set	Brush Spring (2 Used)
600, 700	NA115	12	All	X270	SC202

STARTING SYSTEM PARTS

Model	Engine	Volts	For Starter Number	Brush Set	Brush Spring ⁸	D.E. Bushing	C.E. Bushing	Solenoid Switch	Repair Kit	Starter Lever
600, 700	NA115	12	For Prestolite	X332	SC208	SB106	N/A	N/A	N/R	N/R
		12	For Delco Remy	X265	SC206	N/A	S80	●S100	SR16	SC212
3164, 4276, 6329	All	12	1998367	X322	SC225	SB201	N/A	S941	N/R	SC212
4219	All	12	1998364, 1998367	X322	SC225	SB201	N/A	S941	N/R	SC212
6531	All	24	1114859	N/A	N/A	SB165	N/A	S726	²⁸	SC182
		24	1990357	X396	N/A	SB165	SB148	S5021	SR30	N/A
6531, 6619	All	12	1114831	X377	N/A	SB165	N/A	S727	N/R	SC182
		12	1990407	X395	N/A	SB165	SB148	N/A	N/R	N/A
8955	All	24	1990270	X400	N/A	SB165	N/A	S726	²⁸	SC182

FARMALL

(See International Harvester)

FINCO INCORPORATED POWER UNITS

PARTS FOR DISTRIBUTORS & COILS

Model	For Engine or Distributor	Contact Assembly* Heavy Duty	Con- denser	Cap	Rotor	6 Volt Coil ^{1,5}	12 Volt Coil ^{1,5}
6.8	Wisconsin AEND	A70	G127	N/A	N/A	E5	N/R
6.18, 6.25	Wisconsin THD	A70	G127	C18	D91B	E5	N/R

PARTS FOR MAGNETOS

Model	For Engine	For Magneto Model	Contact Assembly	Con- denser
6.25	Kohler K-660	Wico XH-2062C, 2485 Fairbanks Morse XE12B44	WS13 FS11	N/A WG30

See Magneto
Guides For Additional
Information

● A Borg-Warner Brand "P" Version Also Available See Inside Back Cover.

* For Standard Contact Assembly see Conversion Table.

¹ When Coil Bracket is required, refer to Illustrated Bracket Guide.

⁵ For Epoxy Coils see Conversion Table.

⁸ Starters require various quantities of Brushes & Springs. Order as required.

²⁸ SR14 for Solenoids w/Oval Face Plate; SR27 for Solenoids w/Square Face Plate.

FINCO — Cont'd

CHARGING SYSTEM PARTS

PARTS FOR GENERATORS

Model	For Engine	Volts	For Generator Number	Voltage Regulator ²⁹	Voltage Regulator Fuse	Brush Set	Bushing
6.8, 6.18.....	Wisconsin AEND, THD	6	All	R11	N/A	X323	N/A
6.25.....	Wisconsin THD	6	All	R11	N/A	X323	N/A
	Kohler K-660	6	All	R195	RF35	X349	GB203

STARTING SYSTEM PARTS

Model	For Engine	Volts	For Starter No.	Brush Set	Brush Spring ⁸	D.E. Bushing	C.E. Bushing	Solenoid Switch
6.8.....	Wisconsin AEND	6	All	N/A	SC208	N/A	N/A	S5
6.18.....	Wisconsin THD	6	All	X326	SC208	N/A	N/A	S5
6.25.....	Wisconsin THD	6	All	X326	SC208	N/A	N/A	S5
	Kohler K-660	6	All	X357	N/A	SB0	SB65	S79

**HAGIE MANUFACTURING COMPANY
POWER UNITS**

PARTS FOR DISTRIBUTORS & COILS

Model	For Engine or Distributor	Contact Assembly*						
		Heavy Duty	Heavy Duty Pierced	Con- denser	Cap	Rotor	6 Volt Coil ^{1,5}	12 Volt Coil ^{1,5}
CANE.....	Wisconsin THD	A70	N/A	G127	N/A	D91B	E5	N/R
	Wisconsin VH4D	A81	N/A	G124	C110	D121	E5	N/R
CB, 120.....	Wisconsin AEN, AENL	A70	N/A	G127	N/A	N/A	E5	E502
180.....	Wisconsin THD	A70	N/A	G127	C18	D91B	E5	N/R
320, 340, 430, 432, 435W, 437	Wisconsin VH4D	A81	N/A	G124	C110	D121	E5	E502
440.....	HB 225 For Prestolite Distributor	A85	N/A	G136	C15	D178	E5	E38 ³³
	For Chrysler Distributor	A110M	●A110V	●G128	C171 or ●C190	●D147	E5	E38 ³³

PARTS FOR MAGNETOS

Model	For Engine	For Magneto Model	Contact Assembly	Con- denser
CANE, 260W.....	Kohler K-662	Wico XH-2062C, 2485 Fairbanks Morse XE12B44	WS13 FS11	N/A WG30

**See Magneto
Guides For Additional
Information**

● A Borg-Warner Brand "P" Version Also Available See Inside Back Cover.

* For Standard Contact Assembly see Conversion Table.

¹ When Coil Bracket is required, refer to Illustrated Bracket Guide.

⁵ For Epoxy Coils see Conversion Table.

⁸ Starters require various quantities of Brushes & Springs. Order as required.

²⁹ Shock Mounting Package R706 available for Delco-Remy type Generators.

³³ For 12 Volt without Resistor use E502.

HAGIE — Cont'd

CHARGING SYSTEM PARTS

PARTS FOR GENERATORS

Model	Engine	Volts	For Generator Number	Voltage Regulator ²⁹	Voltage Regulator Fuse	Brush Set	Brush Spring (2 Used)	Bushing
CANE	Wisconsin THD, VH4D Kohler K-662	6	All	R11	N/A	X323	N/A	N/A
		6	All	R195	RF35	X349	N/A	GB203
		12	1100326	R153	RF35	X270	SC202	GB203
		12	1101866	R220	RF35	X228	N/A	GB203
CB	Wisconsin AEN	6	All	R11	N/A	X323	N/A	N/A
120	Wisconsin AEN	6	All	R11	N/A	X323	N/A	N/A
		12	All	N/A	RF35	N/A	N/A	N/A
180	Wisconsin THD	6	All	R11	N/A	X323	N/A	N/A
260W	Kohler K-662	6	All	R195	RF35	X349	N/A	GB203
		12	1100326	R153	RF35	X270	SC202	GB203
		12	1101866	R220	RF35	X228	N/A	GB203
320	Wisconsin VH4D	6	GAS-4306	R11	N/A	X323	N/A	N/A
		6	GJK-7001B	N/A	N/A	X260	N/A	GB204
340, 430	Wisconsin VH4D	6	All	N/A	N/A	X260	N/A	N/A
432, 437	Wisconsin VHD	6	All	N/A	N/A	X260	N/A	N/A
		12	GDY-4115N	N/A	N/A	X323	N/A	N/A
		12	All	N/A	N/A	X275	N/A	N/A
440	Chrysler HB 225	12	All	R220	RF35	X270	SC202	N/A

STARTING SYSTEM PARTS

Model	For Engine	Volts	For Starter No.	Brush Set	Brush Spring ⁸	D.E. Bushing	C.E. Bushing	Solenoid Switch
CANE	Wisconsin THD, VH4D Kohler K-662	6	All	X326	SC208	N/A	N/A	S5
		6	All	X357	N/A	SB0	SB65	S79
		12	All	X357	N/A	SB0	SB65	S72
CB	Wisconsin THD	6	All	N/A	N/A	N/A	N/A	S5
180		6	All	X326	SC208	N/A	N/A	S5
260W	Kohler K-662	6	All	X357	N/A	SB0	SB65	S79
		12	All	X357	N/A	SB0	SB65	S72
320, 340, 430, 432, 435W, 437	Wisconsin VH4D	6 & 12	All	X326	N/A	N/A	N/A	S5
440	Chrysler HB 225	12	All	X331	N/A	SB136	N/A	S72

HAHN INCORPORATED POWER UNITS

Determine model and engine, then refer to the Wisconsin Engine section for parts used.

⁸ Starters require various quantities of Brushes & Springs. Order as required.

²⁹ Shock Mounting Package R706 available for Delco-Remy type Generators.

INTERNATIONAL HARVESTER, McCORMICK-DEERING & FARMALL POWER UNITS

PARTS FOR DISTRIBUTORS & COILS

Model	For Engine or Distributor	Contact Assembly*		Con- denser	Cap	Rotor	6 Volt Coil ^{1,5}	12 Volt Coil ^{1,5}
		Heavy Duty	Pierced					
660, 770, 800.....	C-146	HS4	HG5	HC2	HR2	E1	E31	

CHARGING SYSTEM PARTS

PARTS FOR GENERATORS

Model	For Engine	Volts	For Generator Number	Voltage Regulator ²⁹	Voltage Regulator Fuse	Brush Set	Brush Spring (2 Used)
660, 770, 880.....	C-146	12	All	R319	RF35	X270	SC202

STARTING SYSTEM PARTS

Model	Engine	Volts	For Starter Number	Brush Set	Brush Spring ⁸	D.E. Bushing	C.E. Bushing	Solenoid Switch	Repair Kit	Starter Lever
660, 770, 880 ...	C-146	12	All	X265	SC206	SB0	SB65	●S100	SR16	SC212

STARTER DRIVES

Year	Model or Engine	Part No.	Year	Model or Engine	Part No.
1972	All Eng. All Models w/Str. 1114714.....	SD489	1971-61	All Eng. All Models w/Str. 1107343, 1113097, 1113655.....	SD282
1972-61	All Eng. All Models w/Str. 1107308, 1107546, 1107680, 1107734, 1108393, 1108438, 1108675.....	SD221	1971-61	All Eng. All Models w/Str. 1113820, 1113831, 1113920, 1114076.....	SD486
1971-61	All Eng. All Models w/Str. 1113098, 1113193, 1113640, 1113650,.....	SD279	1965-61	All Eng. All Models w/Str. 1108142, 1109608, 1109613.....	SD135

W.F. LARSON, INC. POWER UNITS

PARTS FOR DISTRIBUTORS & COILS

Model	For Engine or Distributor	Contact Assembly*		Con- denser	Cap	Rotor	6 Volt Coil ^{1,5}	12 Volt Coil ^{1,5}
		Heavy Duty	Pierced					
Copeland 6500, 6500 DeLux, 6800.....	Ford 4000	A97H	●A97V	●G125	C144	D130	E60	E70

● A Borg-Warner Brand "P" Version Also Available See Inside Back Cover.

* For Standard Contact Assembly see Conversion Table.

¹ When Coil Bracket is required, refer to Illustrated Bracket Guide.

⁵ For Epoxy Coils see Conversion Table.

⁸ Starters require various quantities of Brushes & Springs. Order as required.

²⁹ Shock Mounting Package R706 available for Delco-Remy type Generators.

W.F. LARSON — Cont'd

CHARGING SYSTEM PARTS

PARTS FOR GENERATORS

Model	Engine	Volts	For Generator Number	Voltage Regulator ²⁹	Voltage Regulator Fuse	Brush Set	Brush Spring (2 Used)	Bushing
Copeland 6500, 6500 DeLux, 6800 Copeland 6500 Diesel, 6800 Diesel.....	Ford 4000	6 12	All All	R191 R221	RF35 RF35	X273 X273	N/A N/A	GB201 N/A

STARTING SYSTEM PARTS

Model	For Engine	Volts	For Starter No.	Brush Set	Brush Spring ⁸	D.E. Bushing	C.E. Bushing	Solenoid Switch
Copeland 6500, 6500 DeLux, 6800 Copeland 6500 Diesel, 6800 Diesel.....	Ford 4000	6 12	All All	X236 X389	SC208 SC208	SB103 N/A	SB150 SB150	S53 S103

LUNDELL MANUFACTURING COMPANY POWER UNITS

Determine model and engine, then refer to the Wisconsin Engine section for parts used.

McCORMICK-DEERING (See International Harvester)

MINNEAPOLIS-MOLINE POWER UNITS

STARTING SYSTEM PARTS

STARTER DRIVES

Year	Model or Engine	Part No.
1971-70	All Eng. All Models w/Str. 1107576	SD229
1971-65	All Eng. All Models w/Str. 1113380, 1113654	SD282
1971-63	All Eng. All Models w/Str. 1107332, 1107356	SD221
1969-63	All Eng. All Models w/Str. 1113378	SD489

⁸ Starters require various quantities of Brushes & Springs. Order as required.

²⁹ Shock Mounting Package R706 available for Delco-Remy type Generators.

POLAND MANUFACTURING COMPANY POWER UNITS

PARTS FOR DISTRIBUTORS & COILS

Model	For Engine or Distributor	Contact Assembly* Heavy Duty	Con- denser	Cap	Rotor	6 Volt Coil ^{1,5}	12 Volt Coil ^{1,5}
A-18, A-18-E, A-18S.....	Wisconsin THD	A70	G127	C18	D91B	N/R	E502

PARTS FOR MAGNETOS

Model	For Engine	For Magneto Model	Contact Assembly	Con- denser
A-26-E.....	Kohler K-662	Wico XH-2062C, 2485 Fairbanks Morse XE12B44	WS13 FS11	N/A WG30

See Magneto
Guides For Additional
Information

CHARGING SYSTEM PARTS

PARTS FOR GENERATORS

Model	Engine	Volts	For Generator Number	Voltage Regulator ²⁹	Voltage Regulator Fuse	Brush Set	Brush Spring (2 Used)	Bushing
A-18, A-18-E, A-18S.....	Wisconsin THD	12	All	N/A	N/A	X323	N/A	N/A
A-26-E.....	Kohler K-662	6	All	N/A	N/A	X323	N/A	N/A
		12	1100326	R153	RF35	X270	SC202	GB203
		12	1101866	R220	RF35	X228	N/A	GB203

STARTING SYSTEM PARTS

Model	For Engine	Volts	For Starter No.	Brush Set	Brush Spring ⁸	D.E. Bushing	C.E. Bushing	Solenoid Switch
A-18, A-18-E, A-18S.....	Wisconsin THD	12	All	X326	SC208	N/A	N/A	S5
A-26-E.....	Kohler K-662	6	All	X357	N/A	SB0	SB65	S79
		12	All	X357	N/A	SB0	SB65	S72

WHITE POWER UNITS

STARTING SYSTEM PARTS

Model	Engine	Volts	For Starter Number	Brush Set	Brush Spring ⁸	D.E. Bushing	C.E. Bushing	Solenoid Switch	Repair Kit	Starter Lever
HD-800.....		12	1113418	N/A	N/A	N/A	N/A	S674	N/R	N/A

* For Standard Contact Assembly see Conversion Table.

¹ When Coil Bracket is required, refer to Illustrated Bracket Guide.

⁵ For Epoxy Coils see Conversion Table.

⁸ Starters require various quantities of Brushes & Springs. Order as required.

²⁹ Shock Mounting Package R706 available for Delco-Remy type Generators.

JOHN BEAN — Cont'd

PARTS FOR DISTRIBUTORS & COILS — Cont'd								
Model	For Engine or Distributor	Contact Assembly*					6 Volt Coil ^{1,5}	12 Volt Coil ^{1,5}
		Heavy Duty	Heavy Duty Pierced	Con-denser	Cap	Rotor		
40F	Chrysler Industrial 56, 56A IBB Dist. IAZ Dist.	A95 A99V ¹⁷	A96V N/A	G136 G136	C141 C141	D104 D104	E5 E5	N/R N/R
40G	Chrysler Industrial 56, 56A	A95	A96V	G136	C141	D104	E5	N/R
40RC	Chrysler Industrial 32	A81	N/A	G124	C123	D103	E5	N/R
48	Wisconsin VE4	A70	N/A	G127	C21 ¹³	D91B	E5	N/R
60	Kaiser Willys F	A81	N/A	G136	C146	D141	E5	N/R
70HC-E, F	Wisconsin TH	A70	N/A	G127	C18	D91B	E5	E502
100E Rotomist	Kaiser Willys F-4, Standard F-4 w/Dustproof Distributor	A81 A81	N/A N/A	G136 G124	C146 C110	D127 D121	E5 E5	E502 E502
200CP, C200CP, D200CP, E200CP, F200, G200CP	Wisconsin VG4D, VH4D	A81	N/A	G124	C110	D121	E5	E502
275CP, A275CP, B275CP, C275, C275CP, D275	Kaiser Willys F	A81	N/A	G136	C146	D127 ¹⁶	E5	N/R
277, E277	Kaiser Willys F4-134	A81	N/A	G136	C146	D141	E5	E502
300G Rotomost	Chrysler Industrial 32	A81	N/A	G124	C123	D103	E5	N/R
400CP	Chrysler Industrial 30	A85	N/A	G136	C143	D128	E5	N/R
453CP, 493CP	General Motors 270B	A40H	A40V	G102A	C151	D132	N/R	●E30
500CP	Chrysler Industrial 56A	A95 ¹⁷	A96V ¹⁷	G136	C141	D104	E5	N/R
557CP	General Motors 305C	A103M	●A109V	●G126	●C168	●D152	N/R	●E30
700CP	General Motors 370	●A120	A120V	G102A	●C158	D137R	N/R	●E30
703CP, 757CP	International 345, 345V8	●A120	A120V	●G120A	●C158	D137R	N/R	●E30
AF10, 15, 20, AT 10, 15, 20, ATH-15	Wisconsin VF4D	A81	N/A	G124	C110	D121	E5	E502
C336	Kaiser Willys OHC230	A105	N/A	G136	C159	D128	N/R	E38
Hi Crop	Wisconsin TFD	A70	N/A	G127	C18	D91B	E5	E502
Potato Harvester, Rotocast	Wisconsin VH4D	A81	N/A	G124	C110	D121	E5	N/R
SVC Vineyard	Wisconsin TF Hercules IXB, NXA, NXB	A70 A70	N/A N/A	G127 G127	C18 C131	D91B D91B	E5 E5	E502 E502

See Magneto Guides for Additional Information

CHARGING SYSTEM PARTS

PARTS FOR GENERATORS

Model	Engine	Volts	For Generator Number	Voltage Regulator ²⁹	Voltage Regulator Fuse	Brush Set	Brush Spring (2 Used)	Bushing
6-25, 6-30, 6-40, 6-50, 6-60HVD	Wisconsin TF, TFD, TH, THD, VF4D, VG4D, VH4D, VP4D	6 12	All GDY-4115, N	R11 N/A	N/A N/A	X323 X323	N/A N/A	N/A N/A
6-50	Wisconsin VG4D	6 12	All All	R11 N/A	N/A N/A	X323 X323	N/A N/A	N/A N/A

● A Borg-Warner Brand "P" Version Also Available See Inside Back Cover.

* For Standard Contact Assembly see Conversion Table.

¹ When Coil Bracket is required, refer to Illustrated Bracket Guide.

⁵ For Epoxy Coils see Conversion Table.

¹³ Use C21A Cap Cover.

¹⁶ 1960 Models used D141 Rotor.

¹⁷ Two required.

²⁹ Shock Mounting Package R706 available for Delco-Remy type Generators.

JOHN BEAN — Cont'd

CHARGING SYSTEM PARTS — Cont'd

PARTS FOR GENERATORS — Cont'd

Model	Engine	Volts	For Generator Number	Voltage Regulator ²⁹	Voltage Regulator Fuse	Brush Set	Brush Spring (2 Used)	Bushing
6-60, 6-70	Kaiser Willys F4-134	12	GJP-7402A GKJ-7305A	R185 N/A	RF35 N/A	X275 X275	N/A N/A	GB204 GB204
8E, 8RC	Wisconsin TH, THD, TF, TFD	6	All	R11	N/A	X323	N/A	N/A
10, 20 SVC, AF 10, 15, 20, AT 10, 15, 20, AT-H15	Wisconsin TF, TFD, TH, THD, VF4D, VG4D, VH4D, VP4D	6 12 12	GAS-4305, 6 GDY-4115, N, NA GJL-7001A, GJY-7401S	R11 N/A N/A	N/A N/A N/A	X323 X323 X275	N/A N/A N/A	N/A N/A GB204
12	Wisconsin VF4D	6	All	R11	N/A	X323	N/A	N/A
14	Wisconsin VF4D Wisconsin VH4D	12 12	All All	N/A N/A	N/A N/A	X323 X260	N/A N/A	N/A GB204
15	Briggs & Stratton 23AB	12	All	R220	RF35	X354	SC202	N/A
15RC	Wisconsin VF4D, VG4D, VP4D	6	All	R11	N/A	X323	N/A	N/A
20	Briggs & Stratton 23AB Wisconsin TF Wisconsin VF4D Wisconsin VH4D	12 6 12 12	All All All All	R220 R11 N/A N/A	RF35 N/A N/A N/A	X354 X323 X323 X260	SC202 N/A N/A N/A	N/A N/A N/A GB204
20RC	Wisconsin VH4D	12 12	GDY-4115, N GJL-7001A, GJT-7405AN	N/A N/A	N/A N/A	X323 X260	N/A N/A	N/A GB204
20TP	Wisconsin TH	6	All	R11	N/A	X323	N/A	N/A
25	Wisconsin TF, THD	6 12	All All	R11 N/A	N/A N/A	X323 X323	N/A N/A	N/A N/A
26F	Wisconsin VF4D, VG4D Wisconsin VG4D	6 12	All All	R11 N/A	N/A N/A	X323 X323	N/A N/A	N/A N/A
28E, 28G	Kaiser Willys F-4	6 6 12	GGW-4801D GHD-6001AC All	R170 N/A R185	RF45 N/A RF35	X275 X324 X275	N/A N/A N/A	GB202 GB202 GB204
30RC	Kaiser Willys F	6	All	N/A	N/A	X324	N/A	GB202
31E, 31G	Chrysler Industrial 30, 32	6	All	R703	RF35	X260	N/A	GB200
35	Wisconsin VG4D Wisconsin VH4D	6 12 12 12	All All GDY-4115, N GJL-7001A, GJT-7103A, 7405AN	R11 N/A N/A N/A	N/A N/A N/A N/A	X323 X323 X323 X260	N/A N/A N/A N/A	N/A N/A N/A GB204
35TP	Wisconsin VF4D, VG4D	6	All	R11	N/A	X323	N/A	N/A
36F, 36G	Chrysler Industrial 52, 54	6	All	R703	RF35	X260	N/A	GB200
40F, 40G, 40RC	Chrysler Industrial 30, 32, 56, 56A	6	All	R703	RF35	X260	N/A	GB200
48	Wisconsin VE4	6	All	N/A	N/A	X323	N/A	N/A
60	Kaiser Willys F	6	All	N/A	N/A	X324	N/A	GB202
70HC, E, F	Wisconsin TH	6	All	R11	N/A	X323	N/A	N/A
100E Rotomist	Kaiser Willys F-4	6 6 12	GGW-4801D GHD-7001AC All	R170 N/A R185	RF45 N/A RF35	X275 X324 X275	N/A N/A N/A	GB202 GB202 GB204

²⁹ Shock Mounting Package R706 available for Delco-Remy type Generators.

JOHN BEAN — Cont'd

CHARGING SYSTEM PARTS — Cont'd

PARTS FOR GENERATORS — Cont'd

Model	Engine	Volts	For Generator Number	Voltage Regulator ²⁹	Voltage Regulator Fuse	Brush Set	Brush Spring (2 Used)	Bushing
200CP, C200CP, D200CP, E200CP, F200, G200CP	Wisconsin VG4D, VH4D	12	All	N/A	N/A	X323	N/A	N/A
215	Briggs & Stratton 23AB	12	All	R220	RF35	X354	SC202	N/A
275CP, A275CP, C275	Kaiser Willys F	6	All	N/A	N/A	X324	N/A	GB202
B275CP, C275CP, D275CP	Kaiser Willys F4-134	12	GJP-7402A	R185	RF35	X275	N/A	GB204
		12	GKJ-7305A	N/A	N/A	X260	N/A	GB204
277, E277	Kaiser Willys F4-134	12	GJP-7402A	R185	RF35	X275	N/A	GB204
		12	GKJ-7305A	N/A	N/A	X260	N/A	GB204
300G Rotomist 400CP, 500CP	Chrysler Industrial 30, 32, 56A	6	All	R703	RF35	X260	N/A	GB200
1010	Briggs & Stratton 143302	12	All	R220	RF35	X354	SC202	N/A
Potato Harvester, SVC Vineyard	Wisconsin TF, VH4D	6	All	R11	N/A	X323	N/A	N/A
	Hercules IXB, NXA, NXB	6	All	R11	N/A	X323	N/A	N/A

STARTING SYSTEM PARTS

Model	For Engine	Volts	For Starter No.	Brush Set	Brush Spring ⁸	D.E. Bushing	C.E. Bushing	Solenoid Switch
6-25, 6-30, 6-40	Wisconsin THD, VE4, VE4D, VG4D, VH4D	6 & 12	MBG-4140, 4141	X326	SC208	N/A	N/A	S5
6-50	Wisconsin VG4D	12	All	X326	SC208	N/A	N/A	S5
6-60, 6-70	Kaiser Willys F4-134	12	All	X332	N/A	SB136	N/A	S72
8E-8RC	Wisconsin TH, THD, VF4D, VG4D, VP4D	6	MZ-4184	X326	SC208	N/A	SB59	S5
	Wisconsin TF, TFD	6	MZ-4194	X326	SC208	N/A	N/A	S5
10, RC	ON4N CCK	12	MBG-4104, MBG-4134, B	X326	SC208	SB136	N/A	N/A
AF10, 15, 20, AT10, 15, 20, AT-H15	Wisconsin THD, VE4D, VF4D, VG4D, VG4D	12	MBG-4109, MBG-4118	X326	SC208	N/A	N/A	S5
12	Wisconsin VF4D	6	All	X326	SC208	N/A	N/A	S5
14	Wisconsin VF4D, VH4D	12	All	X326	SC208	N/A	N/A	S5
15RC	Wisconsin TH, THD, VR4D, VG4D, VP4D	6	MZ-4184	X326	SC208	N/A	SB59	S5
	Wisconsin VF4D	6	MZ-4192	X326	SC208	N/A	N/A	S5
20, 20RC	Wisconsin TF, VF4D, VH4D	6 & 12	All	X326	SC208	N/A	N/A	S5
20E	Wisconsin	6	MCH-6203	X330	SC208	SB136	N/A	S79
		12	MDM-6005	X331	SC208	SB136	N/A	S62
20SVC	Wisconsin TF, TFD, TH, THD, VG4D, VH4D	6	MZ-4184, MZ-4192, 94	X326	SC208	N/A	N/A	S5
20TP	Wisconsin TH, THD, VF4D, VG4D, VP4D	6	All	X326	SC208	N/A	SB59	S5
	Wisconsin TF	6	All	X326	SC204	N/A	N/A	S5

⁸ Starters require various quantities of Brushes & Springs. Order as required.

²⁹ Shock Mounting Package R706 available for Delco-Remy type Generators.

JOHN BEAN — Cont'd

STARTING SYSTEM PARTS — Cont'd

Model	For Engine	Volts	For Starter No.	Brush Set	Brush Spring ⁸	D.E. Bushing	C.E. Bushing	Solenoid Switch
25.....	Wisconsin TF	6	All	X326	SC208	N/A	N/A	S5
	Wisconsin THD, VE4D, VH4D	12	All	X326	SC208	N/A	N/A	S5
26F.....	Wisconsin TH, THD, VF4D, VG4D, VP4D	6	MZ-4184	X326	SC208	N/A	SB59	S5
	Wisconsin VG4D	6	MZ-4192	X326	SC208	N/A	N/A	S5
		12	All	X326	SC208	SB64	N/A	N/A
28E, 28G.....	Kaiser Willys F-4	6	All	X330	SC208	SB136	N/A	S79
		12	All	X331	N/A	SB136	N/A	S72
29R, 29S.....	Hercules QXLD-5	6	All	X327	SC208	SB136	SB59	N/A
30RC.....	Kaiser Willys F-4	6	All	X330	SC208	SB136	N/A	S79
31E, 31G.....	Chrysler Industrial 3032	6	All	X330	SC208	SB64	N/A	N/A
35.....	Wisconsin VG4D	6	All	X326	SC208	N/A	N/A	S5
		12	MBG-4024	X326	SC208	SB64	N/A	N/A
		12	MBG-4109	X326	SC208	N/A	N/A	S5
	12	Wisconsin THD, VE4D, VH4D	All	X326	SC208	N/A	N/A	S5
35TP.....	Wisconsin TH, THD, VF4D, VG4D, VP4D	6	All	X326	SC208	N/A	SB59	S5
36F, 36G.....	Chrysler Industrial 52, 54	6	All	X330	SC208	SB64	N/A	N/A
36R, 36S.....	Hercules JXD	6	All	X329	N/A	SB136	SB139	N/A
40F, 40G, 40RC.....	Chrysler Industrial 30, 32, 56, 56A	6	All	X330	SC208	SB64	N/A	N/A
48.....	Wisconsin VE4	6	All	X326	SC208	SB64	SB59	S5
60.....	Kaiser Willys F	6	All	X330	SC208	SB136	N/A	S79
70HC-E, F.....	Wisconsin TH	6	All	X326	SC208	N/A	N/A	S5
100E Rotomist.....	Kaiser Willys F-4	6	All	X330	SC208	SB136	N/A	S79
		12	All	X331	N/A	SB136	N/A	S72
200CP, C200CP, D200CP, E200CP, F200, G200CP.....	Wisconsin VG4D	12	All	X326	SC208	N/A	N/A	S5
257CP.....	Wisconsin THD, VE4, VE4D, VG4D, VH4D	12	MBG-4140, 41	X326	SC208	N/A	N/A	S5
275CP, A275CP, B275CP, C275, C275CP, D275.....	Kaiser Willys F	6	All	X330	SC208	SB136	N/A	S79
		12	All	X332	SC208	SB136	N/A	S72
277, E277.....	Kaiser Willys F4-134	6	All	X330	SC208	SB136	N/A	S79
		12	All	X332	SC208	SB136	N/A	S72
300G Rotomist 400CP, 500CP..	Chrysler Industrial 30, 32, 56A	6	All	X330	SC208	SB64	N/A	N/A
Potato Harvester SVC Vineyard.	Wisconsin TF, VH4D	6	All	X326	SC208	N/A	N/A	S5
Potato Harvester.....	Hercules IXB, NXA, NXB	6	All	X326	SC208	N/A	SB59	S5

JOHN BLUE CO. SPRAYERS

Determine model and engine, then refer to the Wisconsin Engine section for parts used.

⁸ Starters require various quantities of Brushes & Springs. Order as required.

JOHN DEERE SPRAYERS

PARTS FOR DISTRIBUTORS & COILS

Model	For Engine or Distributor	Contact Assembly* Heavy Duty	Con- denser	Cap	Rotor	6 Volt Coil ^{1,5}	12 Volt Coil ^{1,5}
600 Hi Cycle.....	IBT-4101U	A105	G136	C202	D179	E5	E502

CHARGING SYSTEM PARTS

PARTS FOR GENERATORS

Model	For Engine	Volts	For Generator Number	Voltage Regulator ²⁹	Voltage Regulator Fuse	Brush Set	Brush Spring (2 Used)
370	Kohler K-241 1961-62 1963 up	12	All	N/A	N/A	X354	SC202
		12	1101970	R198	RF35	X354	SC202
		12	1101973, 988	N/A	N/A	X354	SC202

STARTING SYSTEM PARTS

Model	Engine	Volts	For Starter Number	Brush Set	Brush Spring ⁸	D.E. Bushing	C.E. Bushing	Solenoid Switch	Repair Kit	Starter Lever
600A	135 Gasoline	12	1108319	X265	SC206	SB0	SB65	●S100	SR10	SC212

FINCO INCORPORATED SPRAYERS

PARTS FOR DISTRIBUTORS & COILS

Model	For Engine or Distributor	Contact Assembly* Heavy Duty	Con- denser	Cap	Rotor	6 Volt Coil ^{1,5}	12 Volt Coil ^{1,5}
6.8.....	Wisconsin AEND	A70	G127	N/A	N/A	E5	N/R
6.18, 6.25	Wisconsin THD	A70	G127	C18	D91B	E5	N/R

PARTS FOR MAGNETOS

Model	For Engine	For Magneto Model	Contact Assembly	Con- denser
6.25	Kohler K-660	Wico XH-2062C, 2485	WS13	N/A
		Fairbanks Morse XE12B44	FS11	WG30

**See Magneto
Guides For Additional
Information**

● A Borg-Warner Brand "P" Version Also Available See Inside Back Cover.

* For Standard Contact Assembly see Conversion Table.

¹ When Coil Bracket is required, refer to Illustrated Bracket Guide.

⁵ For Epoxy Coils see Conversion Table.

⁸ Starters require various quantities of Brushes & Springs. Order as required.

²⁹ Shock Mounting Package R706 available for Delco-Remy type Generators.

FINCO — Cont'd

CHARGING SYSTEM PARTS

PARTS FOR GENERATORS

Model	For Engine	Volts	For Generator Number	Voltage Regulator ²⁹	Voltage Regulator Fuse	Brush Set	Bushing
6.8, 6.18.....	Wisconsin AEND, THD	6	All	R11	N/A	X323	N/A
6.25.....	Wisconsin THD	6	All	R11	N/A	X323	N/A
	Kohler K-660	6	All	R195	RF35	X349	GB203

STARTING SYSTEM PARTS

Model	For Engine	Volts	For Starter No.	Brush Set	Brush Spring ⁸	D.E. Bushing	C.E. Bushing	Solenoid Switch
6.8.....	Wisconsin AEND	6	All	N/A	SC208	N/A	N/A	S5
6.18.....	Wisconsin THD	6	All	X326	SC208	N/A	N/A	S5
6.25.....	Wisconsin THD	6	All	X326	SC208	N/A	N/A	S5
	Kohler K-660	6	All	X357	N/A	S80	S865	S79

FRIEND MFG. CORP. SPRAYERS

Determine model and engine, then refer to the Wisconsin Engine section for parts needed.

HAGIE MANUFACTURING COMPANY SPRAYERS

PARTS FOR DISTRIBUTORS & COILS

Model	For Engine or Distributor	Contact Assembly*						
		Heavy Duty	Heavy Duty Pierced	Con- denser	Cap	Rotor	6 Volt Coil ^{1,5}	12 Volt Coil ^{1,5}
CANE.....	Wisconsin THD	A70	N/A	G127	C18	D91B	E5	N/R
	Wisconsin VH4D	A81	N/A	G124	C110	D121	E5	N/R
CB, 120.....	Wisconsin AEN, AENL	A70	N/A	G127	N/A	N/A	E5	E502
180.....	Wisconsin THD	A70	N/A	G127	C18	D91B	E5	N/R
320, 340, 430, 432, 435W, 437	Wisconsin VH4D	A81	N/A	G124	C110	D121	E5	E502
440.....	HB-225 Prestolite Distributor	A85	N/A	G136	C15	D178	E5	E38 ³³
	Chrysler Distributor	A110M	●A110V	●G128	C171 or ●C190	●D147	E5	E38 ³³

PARTS FOR MAGNETOS

Model	For Engine	For Magneto Model	Contact Assembly	Con- denser
CANE, 260W.....	Kohler K-662	Wico XH-2062C, 2485 Fairbanks Morse XE12B44	WS13 FS11	N/A WG30

See Magneto Guides For Additional Information

● A Borg-Warner Brand "P" Version Also Available See Inside Back Cover.

* For Standard Contact Assembly see Conversion Table.

¹ When Coil Bracket is required, refer to Illustrated Bracket Guide.

⁵ For Epoxy Coils see Conversion Table.

⁸ Starters require various quantities of Brushes & Springs. Order as required.

²⁹ Shock Mounting Package R706 available for Delco-Remy type Generators.

³³ For 12 Volt without Resistor use E502.

HAGIE — Cont'd

CHARGING SYSTEM PARTS

PARTS FOR GENERATORS

Model	Engine	Volts	For Generator Number	Voltage Regulator ²⁹	Voltage Regulator Fuse	Brush Set	Brush Spring (2 Used)	Bushing
CANE.....	Wisconsin THD, VH4D Kohler K-662	6	All	R11	N/A	X323	N/A	N/A
		6	All	R195	RF35	X349	N/A	GB203
		12	1100326	R153	RF35	X270	SC202	GB203
		12	1101866	R220	RF35	X228	N/A	GB203
CB.....	Wisconsin AEN, AENL	6	All	R11	N/A	X323	N/A	N/A
120.....	Wisconsin AEN, AENL	6	All	R11	N/A	X323	N/A	N/A
		12	All	N/A	RF35	N/A	N/A	N/A
180.....	Wisconsin THD	6	All	R11	N/A	X323	N/A	N/A
260W.....	Kohler K-662	6	All	R195	RF35	X349	N/A	GB203
		12	1100326	R153	RF35	X270	SC202	GB203
		12	1101866	R220	RF35	X228	N/A	GB203
320.....	Wisconsin VH4D	6	GAS-4306	R11	N/A	X323	N/A	N/A
		6	GJK-7001B	N/A	N/A	X260	N/A	GB204
340, 430.....	Wisconsin VH4D	6	All	N/A	N/A	X260	N/A	GB204
432, 437.....	Wisconsin VH4D	6	All	N/A	N/A	X260	N/A	GB204
		12	All	N/A	N/A	X275	N/A	GB204
440.....	Chrysler HB 225	12	All	R220	RF35	X270	SC202	N/A

STARTING SYSTEM PARTS

Model	For Engine	Volts	For Starter No.	Brush Set	Brush Spring ⁸	D.E. Bushing	C.E. Bushing	Solenoid Switch
CANE.....	Wisconsin THD, VH4D Kohler K-662	6	All	X326	SC208	N/A	N/A	S5
		6	All	X357	N/A	S80	SB65	S79
		12	All	X357	N/A	S80	SB65	S72
CB.....	Wisconsin THD	6	All	N/A	N/A	N/A	N/A	S5
180.....		6	All	X326	SC208	N/A	N/A	S5
260W.....	Kohler K-662	6	All	X357	N/A	S80	SB65	S79
		12	All	X357	N/A	S80	SB65	S72
320, 340, 430, 432, 435, W, 437, 440.....	Wisconsin VH4D	6 & 12	All	X326	SC208	N/A	N/A	S5
440.....	Chrysler HB 225	12	All	X331	N/A	SB136	N/A	S72

HAHN INCORPORATED SPRAYERS

PARTS FOR DISTRIBUTORS & COILS

Model	For Engine or Distributor	Contact Assembly* Heavy Duty	Con- denser	Cap	Rotor	6 Volt Coil ^{1,5}	12 Volt Coil ^{1,5}
Hi-Boy, HB-80, H-180, H-180EW.....	Wisconsin TF, THD	A70	G127	C18	D91B	E5	E502
H-190.....	Wisconsin AENLD	A70	G127	N/A	N/A	N/R	E502

* For Standard Contact Assembly see Conversion Table.

¹ When Coil Bracket is required, refer to Illustrated Bracket Guide.

⁵ For Epoxy Coils see Conversion Table.

⁸ Starters require various quantities of Brushes & Springs. Order as required.

²⁹ Shock Mounting Package R706 available for Delco-Remy type Generators.

HAHN — Cont'd

PARTS FOR DISTRIBUTORS & COILS — Cont'd

Model	For Engine or Distributor	Contact Assembly* Heavy Duty	Con- denser	Cap	Rotor	6 Volt Coil ^{1,5}	12 Volt Coil ^{1,5}
Hi-Boy 300, H-300, H-300FS, H-300FSP, H-300P, H-306, H-306FS, H-306FSP, H-306HS, H-306P, H-312, H-312P, H-4406	Wisconsin THD, VH4, VH4D, VG4D	A81	G124	C110	D121	N/R	E502
Standard W.....	Wisconsin AGN	A70	G127	N/A	N/A	N/R	E502
Super K	Wisconsin THD	A70	G127	C18	D91B	E5	E502
T61, TKE-600.....	Wisconsin AKN, AEND	A70	G127	N/A	N/A	E5	N/R
(1956).....	Wisconsin AEND Wisconsin TED	A70 A70	G127 G127	N/A C18	N/A D91B	E5 E5	N/R N/R

PARTS FOR MAGNETOS

Model	For Engine	For Magneto Model	Contact Assembly	Con- denser
Hi-Boy	Kohler K-660	Wico XH-2062C, 2485 Fairbanks Morse XE12B44	WS13 FS11	N/A WG30

See Magneto
Guides For Additional
Information

CHARGING SYSTEM PARTS

PARTS FOR GENERATORS

Model	For Engine	Volts	For Generator Number	Voltage Regulator ²⁹	Voltage Regulator Fuse	Brush Set	Brush Spring (2 Used)
Hi-Boy	Wisconsin TF	6	All	R11	N/A	X323	N/A
	Kohler K-660	6	All	R195	RF35	X349	GB203
HB-80	Wisconsin THD	6	All	R11	N/A	X323	N/A
		12	All	N/A	N/A	X323	N/A
H-180, H-180EW.....	Wisconsin THD	12	All	N/A	N/A	X323	N/A
Hi-Boy 300, H-300, G-300FS, H-300FSP, H-300P, H-306, H-306FS, H-306FSP, H-306HS, H-306P, H-312, H-312P, H-4406.....	Wisconsin THD, VH4, VH4D, VG4D	12	All	N/A	N/A	X323	N/A
		6	All	R11	N/A	X323	N/A
Super K	Wisconsin THD	6	All	R11	N/A	X323	N/A
		12	All	N/A	N/A	X323	N/A
T-61, TKE600	Wisconsin AKN, AEND Wisconsin AEND, TED	6	All	R11	N/A	X323	N/A
		6	All	R11	N/A	X323	N/A

STARTING SYSTEM PARTS

Model	For Engine	Volts	For Starter No.	Brush Set	Brush Spring ⁸	D.E. Bushing	C.E. Bushing	Solenoid Switch
Hi-Boy	Wisconsin TF	6	All	X326	SC208	N/A	N/A	S5
	Kohler K-660	6	All	X357	N/A	SB0	SB65	S79
HB-80	Wisconsin THD	6 & 12	All	X326	SC208	N/A	SB59	S5

* For Standard Contact Assembly see Conversion Table.
¹ When Coil Bracket is required, refer to Illustrated Bracket Guide.
⁵ For Epoxy Coils see Conversion Table.

⁸ Starters require various quantities of Brushes & Springs. Order as required.
²⁹ Shock Mounting Package R706 available for Delco-Remy type Generators.

HAHN — Cont'd

STARTING SYSTEM PARTS — Cont'd									
Model	For Engine	Volts	For Starter No.	Brush Set	Brush Spring ⁸	D.E. Bushing	C.E. Bushing	Solenoid Switch	
H-180, H-180EW, Hi-Boy, H-300, H-300FS, H-300FSP, H-300P, H-306, H-306FS, H-306FSP, H-306P...	Wisconsin THD, VH4, VH4D, VGHD	12	All	X326	SC208	N/A	N/A	S5	
H-312, P, H-4406	Wisconsin VH4D, VGHD	12	All	X326	SC208	N/A	N/A	S5	
Standard W	Wisconsin AGN	12	All	X333	SC208	N/A	N/A	S5	
Super K	Wisconsin THD	12	All	X326	SC208	N/A	N/A	S5	
T-61, TKE 600	Wisconsin AKN, AEND	6	All	N/A	SC208	N/A	N/A	S5	
(1956)	Wisconsin AEND	6	All	N/A	SC208	N/A	N/A	S5	
	Wisconsin TED	6	All	X326	SC208	N/A	N/A	S5	

HARDIE SPRAYERS

PARTS FOR DISTRIBUTORS & COILS

Model	Engine or Distributor No.	Contact Assembly*							
		Heavy Duty	Heavy Duty Pierced	Con- denser	Cap	Dust Cap	Rotor	6 Volt Coil ^{1,5}	12 Volt Coil ^{1,5}
Bio-Spray	Wisconsin VP4D	A70	N/A	G127	C21	C21A	D91B	E5	N/R
25-8	Wisconsin THD Distributor	A70	N/A	G127	C18	N/A	D91B	E5	E502
DF24B, DF24C	Willys F-4 IAD Distributor	A81	N/A	G124	C110	N/A	D121	E5	N/R
	IAY Distributor	A81	N/A	G136	C146	N/A	D127	E5	E502
DF-40	International U501 1112399 Distributor	A40H	A40V	G102A	C16 ²	C80	D10	E1	E40
	1112433 Distributor	A40H	A40V	G102A	C151	N/A	D132	N/R	●E30 ²
115	Wisconsin THD	A70	N/A	G127	C18	N/A	D91B	E5	N/R
120	Wisconsin VE4D	A81	N/A	G124	C110	N/A	D103	E5	N/R
125	Wisconsin THD	A70	N/A	G127	C18	N/A	D91B	E5	N/R
130	Wisconsin VF4D, VG4D	A81	N/A	G124	C110	N/A	D121	E5	N/R
150, 160	Continental F226	A81	N/A	G124	C123	N/A	D103	E5	N/R
DF-480C, DF-480H, DF-485C	Willys F-4-134	A81	N/A	G136	C146	N/A	D141	E5	E502
DF-525	Ford 300	A97H	●A97V	G111	●C137	N/A	D130	N/R	E70
DF-800	International UR-501	A40H	A40V	G102A	C151	N/A	D132	N/R	●E30 ²

CHARGING SYSTEM PARTS

PARTS FOR ALTERNATORS

Model	Engine or Alternator No.	Volts	Voltage Regulator	Brush Holder Assembly	Brush Set	Positive Diode (3 Used)	Negative Diode (3 Used)	Hardware Kit	Diode Trio
All	8AR2007, 12N51 Motorola	12	R326	N/A	N/A	N/A	N/A	N/A	N/A

● A Borg-Warner Brand "P" Version Also Available See Inside Back Cover.

* For Standard Contact Assembly see Conversion Table.

¹ When Coil Bracket is required, refer to Illustrated Bracket Guide.

² For Heavy Duty Cap use C16A.

⁵ For Epoxy Coils see Conversion Table.

⁸ Starters require various quantities of Brushes & Springs. Order as required.

³² Use RU12 Resistor.

HARDIE — Cont'd

CHARGING SYSTEM PARTS — Cont'd

PARTS FOR GENERATORS

Model	Engine	Volts	For Generator Number	Voltage Regulator ²⁹	Voltage Regulator Fuse	Brush Set	Brush Spring (2 Used)	Bushing
Bio-Spray	Wisconsin VP4D	6	All	R11	N/A	X323	N/A	N/A
10-5	Kohler K-141	12	1101975, 988	N/A	N/A	X354	SC202	N/A
		12	1101974	R198	RF35	X354	SC202	N/A
DF 24B, DF 24C	Willys F-4	6	GGW-4801D	R170	RF45	X275	N/A	GB202
		6	GHD-7001AC	N/A	N/A	X324	N/A	GB202
		12	All	R185	RF35	X275	N/A	GB204
DF 40	International U501	6	All	R195	RF35	X270	SC202	N/A
		12	1102034	R198	RF35	X270	SC202	N/A
		12	1102191	R198	RF35	X270	SC202	N/A
115, 120, 125, 130	Wisconsin THD, VE4D, VR4D	6	All	R11	N/A	X323	N/A	N/A
DF-480C, DF-480H, DF-485C	Willys F-4-134	6	All	N/A	N/A	X260	N/A	GB204
DF525	Ford 300	12	All	R221	RF35	X281	SC205	N/A
DF800	UR501	12	1102034	R198	RF35	X270	SC202	N/A
		12	1102188	R153	RF35	X270	SC202	N/A
		12	1102191	R198	RF35	X270	SC202	N/A

STARTING SYSTEM PARTS

Model	Engine	Volts	For Starter Number	Brush Set	Brush Spring ⁸	D.E. Bushing	C.E. Bushing	Solenoid Switch	Repair Kit	Starter Lever
Bio-Spray	Wisconsin VP4D	6	All	X326	SC208	SB64	SB59	S5	N/R	N/R
25-8	Wisconsin THD, VG4D	6	All	X326	SC208	N/A	N/A	S5	N/R	N/R
DF-24B, DF-24C	Willys F-4	6	All	X330	SC208	SB136	N/A	S79	N/R	N/R
		12	All	X331	SC206	SB136	N/A	S72	N/R	N/R
DF40	International U 501	12	All	X346 ⁸	SC902	N/A	SB141	N/A	SR24	N/A
115, 120, 125, 130	Wisconsin THD, VE4D, VF4D	6	All	X326	SC208	N/A	N/A	S5	N/R	N/R
DF-480C, DF-480H, DF-485C	Willys F-4-134	6	All	X330	SC208	SB136	N/A	S79	N/R	N/R
		12	MDV-7017	X332	N/A	N/A	N/A	S72	N/R	N/R
		12	MDM-6005	X331	SC206	SB136	N/A	S72	N/R	N/R
DF525	Ford 300	12	All	X236	SC208	N/A	N/A	●S63	N/R	N/R
DF800	International UR 501	12	All	X346 ⁸	SC902	N/A	SB141	N/A	SR24	N/A

● A Borg-Warner Brand "P" Version Also Available See Inside Back Cover.

⁸ Starters require various quantities of Brushes & Springs. Order as required.

²⁹ Shock Mounting Package R706 available for Delco-Remy type Generators.

O.W. KROMER SPRAYERS

PARTS FOR DISTRIBUTORS & COILS

Model	Engine or Distributor No.	Contact Assembly*				Dust Cap	Rotor	6 Volt Coil ^{1,5}	12 Volt Coil ^{1,5}
		Heavy Duty	Heavy Duty Pierced	Con- denser	Cap				
41	Wisconsin AGND	A70	N/A	G127	N/A	N/A	N/A	N/R	E502
51	Wisconsin THD	A70	N/A	G127	C18	N/A	D91B	E5	E502
61	Wisconsin VH4D	A81	N/A	G124	C110	N/A	D121	N/R	E502
100	Wisconsin THD	A70	N/A	G127	C18	N/A	D91B	N/R	E502
200	Wisconsin VH4	A81	N/A	G124	C110	N/A	D121	E5	E502
300	Wisconsin VF4	A81	N/A	G124	C110	N/A	D184	E5	E502
400	Deere 420	A40H	A40V	G102A	C78	C80	N/A	E1	N/R

PARTS FOR MAGNETOS

Model	For Engine	For Magneto Model	Contact Assembly	Con- denser
100	Kohler K-660	Wico XH-2062C, 2485 Fairbanks Morse XE12B44	WS13 FS11	N/A WG30

See Magneto Guides For Additional Information

CHARGING SYSTEM PARTS

PARTS FOR GENERATORS

Model	Engine	Volts	For Generator Number	Voltage Regulator ²⁹	Voltage Regulator Fuse	Brush Set	Brush Spring (2 Used)	Bushing
41	Wisconsin AGND	12	GDY-4115	N/A	N/A	X323	N/A	N/A
		12	GJY-7401S	N/A	N/A	X275	N/A	GB204
51	Wisconsin THD	6	All	R11	N/A	X323	N/A	N/A
		12	All	N/A	N/A	X323	N/A	N/A
61	Wisconsin VH4D	12	GDY-4115	N/A	N/A	X323	N/A	N/A
		12	GJY-7401S	N/A	N/A	X275	N/A	GB204
100	Kohler K-660 Wisconsin THD	6	All	R195	RF35	X349	N/A	GB203
		12	GDY-4115	N/A	N/A	X323	N/A	N/A
		12	GJY-7401S	N/A	N/A	X275	N/A	GB204
200	Wisconsin VH4	6	All	R11	N/A	X323	N/A	N/A
		12	GDY-4115	N/A	N/A	X323	N/A	N/A
		12	GJY-7401S	N/A	N/A	X275	N/A	GB204
300	Wisconsin VF4	6	All	R11	N/A	X323	N/A	N/A
		12	All	N/A	N/A	X323	N/A	N/A
400	Deere 420	6	All	R195	RF35	X228	SC202	N/A

* For Standard Contact Assembly see Conversion Table.

¹ When Coil Bracket is required, refer to Illustrated Bracket Guide.

⁵ For Epoxy Coils see Conversion Table.

²⁹ Shock Mounting Package R706 available for Delco-Remy type Generators.

O.W. KROMER — Cont'd

STARTING SYSTEM PARTS								
Model	For Engine	Volts	For Starter No.	Brush Set	Brush Spring ⁸	D.E. Bushing	C.E. Bushing	Solenoid Switch
41	Wisconsin AGND	12	MBG-4109, 4118	X326	SC208	N/A	N/A	S5
		12	MBG-4124	X326	SC208	SB136	N/A	S5
51	Wisconsin THD	6	All	X326	SC208	N/A	SB59	S5
		12	All	X326	SC208	N/A	N/A	S5
61	Wisconsin VH4D	12	MBG-4109, 4118	X326	SC208	N/A	N/A	S5
		12	MBG-4124	X326	SC208	SB136	N/A	S5
100	Kohler K-660 Wisconsin THD	6	All	X357	N/A	SB0	SB65	S79
		12	MBG-4109, 4118	X326	SC208	N/A	N/A	S5
		12	MBG-4124	X326	SC208	SB136	N/A	S5
200	Wisconsin VH4	6	All	X326	SC208	N/A	SB59	S5
		12	MBG-4109, 4118, 4024	X326	SC208	N/A	N/A	S5
		12	MBG-4124	X326	SC208	SB136	N/A	S5
300	Wisconsin VF4	6	All	X326	SC208	N/A	SB59	S5
		12	All	X326	SC208	N/A	N/A	S5
400	Deere 420	6	All	X145	SC204	SB0	N/A	S612

F.E. MYERS & CO. SPRAYERS

PARTS FOR DISTRIBUTORS & COILS										
Model	Engine or Distributor No.	Contact Assembly*							6 Volt Coil ^{1,5}	12 Volt Coil ^{1,5}
		Heavy Duty	Heavy Duty Pierced	Con- denser	Cap	Dust Cap	Rotor			
55C20 Series, 55C120 Series	Chrysler 32	A85	N/A	G124	C143	N/A	D128	E5	N/R	
4913 Series	Wisconsin AHH	A70	N/A	G127	N/A	N/A	N/A	E5	N/R	
4920 Series, 5035 Series, 5050 Series	Wisconsin VE4, VF4D	A81	N/A	G124	C110	N/A	D184	E5	E502	
	Wisconsin VG4D	A81	N/A	G136	C110	N/A	D121	E5	E502	
5207 Series	Wisconsin AKN	A70	N/A	G127	N/A	N/A	N/A	E5	E502	
6000 Series	Wisconsin AENLD	A70	N/A	G127	N/A	N/A	N/A	N/R	E502	
6013 Series	Wisconsin AGN	A70	N/A	G127	N/A	N/A	N/A	N/R	N/R	
6035, 6040, 6050 Series	Wisconsin VH4D, VG4D	A81	N/A	G124	C110	N/A	D121	N/R	E502	
6060 Series	Chrysler 30	A81	N/A	G124	C123	N/A	D103	E5	N/R	
6095 Series	Chrysler 30	A81	N/A	G124	C123	N/A	D103	E5	N/R	
	Chrysler 32	A85	N/A	G124	C143	N/A	D128	E5	N/R	
6100 Series	Wisconsin VH4D	A81	N/A	G124	C110	N/A	D121	N/R	E502	
6125-F24 & R2	Wisconsin AENLD	A70	N/A	G127	N/A	N/A	N/A	N/R	E502	
6125-TF24, TR4	Wisconsin VH4D	A81	N/A	G136	C110	N/A	D121	N/R	E502	
6125, 6E, 6T	Wisconsin VE4	A81	N/A	G124	C110	N/A	D184	E5	N/R	
6225, 6295	IHC, UB220	A40H	A40V	G102A	C16 ²	C80	D10	N/R	●E30	
6395 Series	IHC, UB220, 264	A40H	A40V	G102A	C16 ²	C80	D10	N/R	●E30	

● A Borg-Warner Brand "P" Version Also Available See Inside Back Cover.

* For Standard Contact Assembly see Conversion Table.

¹ When Coil Bracket is required, refer to Illustrated Bracket Guide.

² For Heavy Duty Cap use C16A.

⁵ For Epoxy Coils see Conversion Table.

⁸ Starters require various quantities of Brushes & Springs. Order as required.

F.E. MYERS — Cont'd

PARTS FOR DISTRIBUTORS & COILS — Cont'd

Model	Engine or Distributor No.	Contact Assembly*							
		Heavy Duty	Heavy Duty Pierced	Con-denser	Cap	Dust Cap	Rotor	6 Volt Coil ^{1,5}	12 Volt Coil ^{1,5}
6695	IHC, UV345	A40H	A40V	G102A	C16 ²	C80	D10	N/R	●E30
6810	Wisconsin AGND	A70	N/A	G127	N/A	N/A	N/A	E5	E502
6820	Wisconsin VH4D	A81	N/A	G124	C110	N/A	D121	E5	E502
TT29-T, TT29-S	Kaiser Willys F4	A81	N/A	G136	C146	N/A	D141	E5	E502

CHARGING SYSTEM PARTS

PARTS FOR GENERATORS

Model	Engine	Volts	For Generator Number	Voltage Regulator ²⁹	Voltage Regulator Fuse	Brush Set	Brush Spring (2 Used)	Bushing
55C20 Series, 55C120 Series	Chrysler 32	6	All	R703	RF35	X260	N/A	GB200
4913 Series	Wisconsin AHH	6	All	R621	RF35	X323	N/A	N/A
4920 Series, 5035 Series, 5050 Series, 5207 Series	Wisconsin AKN, VE4, VE4D, VF4, VF4D, VG4D, VP4D	6	All	R11	N/A	X323	N/A	N/A
6007, 6010, 6015 Series	Kohler K-241P 1961-62	12	All	N/A	N/A	X354	SC202	N/A
		1963 Up	1101970	R198	RF35	X354	SC202	N/A
	Kohler K-161 1961 Up	12	1101973, 988	N/A	N/A	X354	SC202	N/A
		12	1101932, 74	R220	RF35	X354	SC202	N/A
		12	1101933, 951, 975, 988	N/A	N/A	X354	SC202	N/A
6035, 6040, 6050 Series	Wisconsin VH4D, VG4D	12	All	N/A	N/A	X323	N/A	N/A
6060, 6095 Series	Chrysler 30, 32	6	All	R703	RF35	X260	N/A	GB200
6100 Series	Wisconsin VH4D	12	All	N/A	N/A	X323	N/A	N/A
6125-TF29T	Wisconsin VH4D	12	All	N/A	N/A	X323	N/A	N/A
6125, 6E, 6T	Wisconsin VE4	6	All	R11	N/A	X323	N/A	N/A
6225, 6295, 6395, 6695	IHC, UB220, 264, V345	12	1100365, 1102034	R198	N/A	X270	SC202	N/A
6406	Briggs & Stratton 143302	12	All	R220	RF35	X354	SC202	N/A
6520, 6525 Series	Kohler K-241P 1961-62	12	All	N/A	N/A	X354	SC202	N/A
		1963 Up	1101970	R198	RF35	X354	SC202	N/A
		12	1101973, 988	N/A	N/A	X354	SC202	N/A
6820	Wisconsin VH4D	12	All	N/A	N/A	X323	N/A	N/A

STARTING SYSTEM PARTS

Model	Engine	Volts	For Starter Number	Brush Set	Brush Spring ⁸	D.E. Bushing	C.E. Bushing	Solenoid Switch	Repair Kit	Starter Lever
55C20, 55C120 Series	Chrysler 32	6	All	X328	SC208	SB136	N/A	S79	N/R	N/R
4913 Series	Wisconsin AHH	6	All	N/A	SC208	N/A	N/A	S5	N/R	N/R

● A Borg-Warner Brand "P" Version Also Available See Inside Back Cover.

* For Standard Contact Assembly see Conversion Table.

¹ When Coil Bracket is required, refer to Illustrated Bracket Guide.

² For Heavy Duty Cap use C16A.

⁵ For Epoxy Coils see Conversion Table.

⁸ Starters require various quantities of Brushes & Springs. Order as required.

²⁹ Shock Mounting Package R706 available for Delco-Remy type Generators.

F.E. MYERS — Cont'd

STARTING SYSTEM PARTS — Cont'd										
Model	Engine	Volts	For Starter Number	Brush Set	Brush Spring ⁸	D.E. Bushing	C.E. Bushing	Solenoid Switch	Repair Kit	Starter Lever
4920 Series, 5035 Series, 5050 Series	Wisconsin VE4, VF4, VF4D, VG4D, VP4D	6	All	X326	SC208	N/A	SB59	S5	N/R	N/R
5207 Series	Wisconsin AKN	6	MDH-4001M	N/A	N/A	N/A	N/A	S5	N/R	N/R
		6	MAK-4008	N/A	SC208	N/A	N/A	S79	N/R	N/R
6000 Series	Wisconsin AENLD	12	All	X326	N/A	SB136	N/A	S72	N/R	N/R
6013 Series	Wisconsin AGN	12	All	X333	N/A	N/A	N/A	N/A	N/R	N/R
6035, 6040, 6050 Series	Wisconsin VH4D, VG4D	12	All	X326	SC208	N/A	N/A	S5	N/R	N/R
6060, 6095 Series.....	Chrysler 30	6	MDT-6012	X331	N/A	SB64	N/A	S93	N/R	N/R
		6	MCL-6115	X330	SC208	SB64	N/A	N/A	N/R	N/R
		6	MCT-6301	N/A	N/A	SB64	N/A	N/A	N/R	N/R
		6	MDT-6013	X331	SC206	SB64	N/A	N/A	N/R	N/R
6100 Series, 6125-F24 & R2, 6125-TF29, TR4.....	Wisconsin VH4D, AENLO	12	All	X326	SC208	N/A	N/A	S5	N/R	N/R
6125, 6E, 6T.....	Wisconsin VE4	6	All	X326	SC208	N/A	SB59	S5	N/R	N/R
6225, 6295, 6395 Series	IHC, UB220, 264	12	1107678, 1107710	X265	SC206	SB102	SB138	●S100	SR16	SC212
6695	IHC, V345									
6810	Wisconsin AGND	12	All	X333	N/A	N/A	N/A	N/A	N/R	N/R
6820	Wisconsin VH4D	12	All	X326	N/A	N/A	N/A	S5	N/R	N/R
TT29-T, TT29S.....	Kaiser, Willys F-4	12	All	X326	N/A	N/A	N/A	S5	N/R	N/R

NEW IDEAL SPRAYER CO.

PARTS FOR DISTRIBUTORS & COILS						
Model	For Engine	Contact Assembly* Heavy Duty	Con- denser	Cap	Rotor	6 Volt Coil ^{1,5}
N2	Wisconsin AEN	A70	G127	N/A	N/A	E1
S-9	Wisconsin AEN	A70	G127	N/A	N/A	E1
Sprayer.....	Wisconsin AHH	A70	G127	N/A	N/A	E1
	Wisconsin TH	A70	N/A	C18	D91B	E1

● A Borg-Warner Brand "P" Version Also Available See Inside Back Cover.

* For Standard Contact Assembly see Conversion Table.

¹ When Coil Bracket is required, refer to Illustrated Bracket Guide.

⁵ For Epoxy Coils see Conversion Table.

⁸ Starters require various quantities of Brushes & Springs. Order as required.

NEW IDEAL — Cont'd

CHARGING SYSTEM PARTS

PARTS FOR GENERATORS

Model	For Engine	Volts	For Generator Number	Voltage Regulator ²⁹	Voltage Regulator Fuse	Brush Set
N2, S-9	Wisconsin AFN	6	All	R11	N/A	X323
Sprayer	Wisconsin AHH	6	GAS-4177	R621	RF35	X323
	Wisconsin TH	6	GAS-4103, 4305	R11	N/A	X323

STARTING SYSTEM PARTS

Model	For Engine	Volts	For Starter Number	Brush Set	Brush Spring ⁸	D.E. Bushing	Solenoid Switch
N2, S-9	Wisconsin AEN	6	MDH-4001M	N/A	N/A	N/A	S5
		6	MAK-4008	N/A	SC208	N/A	S5
Sprayer	Wisconsin AHH	6	MDH-4001M	N/A	N/A	N/A	S5
		6	MZ-4184	X326	SC208	SB59	S5

OLIVER CORP. SPRAYERS

PARTS FOR DISTRIBUTORS & COILS

Model	Engine or Distributor No.	Contact Assembly*							
		Heavy Duty	Heavy Duty Pierced	Con-denser	Cap	Dust Cap	Rotor	6 Volt Coil ^{1,5}	12 Volt Coil ^{1,5}
36-02	Wisconsin VE4, VE4D, VF4	A81	N/A	G136	C110	N/A	D184	E5	N/R
36-32	Wisconsin VG4D	A81	N/A	G136	C110	N/A	D121	E5	E502
71, 38-45	Own 177HC	A40H	A40V	G102A	C16 ²	C80	D10	N/R	E40
125, 125EAP, 125EAPT, 125T	Wisconsin VE4, VE4D, VF4 IGW Dist. IAD Dist.	A70	N/A	G127	C21	N/A	D91B	E5	N/R
		A81	N/A	G136	C110	N/A	D184	E5	N/R
919	Wisconsin VG4D	A81	N/A	G136	C110	N/A	D121	E5	E502

CHARGING SYSTEM PARTS

PARTS FOR GENERATORS

Model	Engine	Volts	For Generator Number	Voltage Regulator ²⁹	Voltage Regulator Fuse	Brush Set	Brush Spring (2 Used)	Bushing
36-02, 36-32, 125, 125EAP, 125EAPT, 125T	Wisconsin VE4, VE4D, VF4, VG4D	6	All	R11	N/A	X323	N/A	N/A

* For Standard Contact Assembly see Conversion Table.
¹ When Coil Bracket is required, refer to Illustrated Bracket Guide.
² For Heavy Duty Cap use C16A.

⁵ For Epoxy Coils see Conversion Table.
⁸ Starters require various quantities of Brushes & Springs. Order as required.
²⁹ Shock Mounting Package R706 available for Delco-Remy type Generators.

SPRAYERS

OLIVER — Cont'd

CHARGING SYSTEM PARTS — Cont'd

PARTS FOR GENERATORS — Cont'd

Model	Engine	Volts	For Generator Number	Voltage Regulator ²⁹	Voltage Regulator Fuse	Brush Set	Brush Spring (2 Used)	Bushing
71, 38-45	Own 177HC	6	All	R195	RF35	X360	N/A	GB203
	Own 177D	12	1100953	R197	RF35	X348	N/A	GB203
		12	1100314	R197	RF35	X270	SC202	N/A
919	Wisconsin VG4D	6	All	R11	N/A	X323	N/A	N/A

STARTING SYSTEM PARTS

Model	For Engine	Volts	For Starter Number	Brush Set	Brush Spring ⁸	D.E. Bushing	Solenoid Switch
36-02, 36-32, 125, 125EAP, 125EAPT, 125T	Wisconsin VE4, VE4D, VF4, VG4D	6	All	X326	SC208	N/A	S5
		12	All	X326	SC208	N/A	N/A
71, 38-45	Own 177HC Own 177D	6	All	X145	SC206	SB0	N/A
		12	All	X346 ⁸	N/A	N/A	N/A
919	Wisconsin VG4D	6	All	X326	SC208	N/A	S5
		12	All	X326	SC208	N/A	N/A

STARTER DRIVES

Year	Model or Engine	Part No.
1967-60	All Eng. All Models w/Str. MBG-4109, MBG-4118, MZ-4192, MZ-4194.....	SD103

POLAND MANUFACTURING COMPANY SPRAYERS

PARTS FOR DISTRIBUTORS & COILS

Model	For Engine or Distributor	Contact Assembly* Heavy Duty	Con- denser	Cap	Rotor	6 Volt Coil ^{1,5}	12 Volt Coil ^{1,5}
A-18, A-18E, A-18S.....	Wisconsin THD	A70	G127	C18	D91B	N/R	E502

PARTS FOR MAGNETOS

Model	For Engine	For Magneto Model	Contact Assembly	Con- denser
A-26-E.....	Kohler K-662	Wico XH-2062C, 2485	WS13	N/A
		Fairbanks Morse XE12B44	FS11	WG30

See Magneto
Guides For Additional
Information

* For Standard Contact Assembly see Conversion Table.

¹ When Coil Bracket is required, refer to Illustrated Bracket Guide.

⁵ For Epoxy Coils see Conversion Table.

⁸ Starters require various quantities of Brushes & Springs. Order as required.

²⁹ Shock Mounting Package R706 available for Delco-Remy type Generators.

POLAND — Cont'd

CHARGING SYSTEM PARTS

PARTS FOR GENERATORS

Model	Engine	Volts	For Generator Number	Voltage Regulator ²⁹	Voltage Regulator Fuse	Brush Set	Brush Spring (2 Used)	Bushing
A-18, A-18E, A-18S	Wisconsin THD	12	All	N/A	N/A	X323	N/A	N/A
A-26-E	Kohler K-662	6	All	R195	RF35	X349	N/A	GB203
		12	1100326	R153	RF35	X270	SC202	GB203
		12	1101866	R220	RF35	X228	N/A	GB203

STARTING SYSTEM PARTS

Model	For Engine	Volts	For Starter No.	Brush Set	Brush Spring ⁸	D.E. Bushing	C.E. Bushing	Solenoid Switch
A-18, A-18E, A-18S	Wisconsin THD	6 & 12	All	X326	SC208	N/A	N/A	S5
A-26-E	Kohler K-662	6	All	X357	N/A	SB0	SB65	S79
		12	All	X357	N/A	SB0	SB65	S72

THURON SPRAYERS

PARTS FOR DISTRIBUTORS & COILS

Model	For Engine or Distributor	Contact Assembly* Heavy Duty	Con- denser	Cap	Rotor	6 Volt Coil ^{1,5}	12 Volt Coil ^{1,5}
Eagle 20T, 20TA, 25T, 25TA	Wisconsin THD IGW-4199B	A70	G127	C18	D91B	N/R	E502

CHARGING SYSTEM PARTS

PARTS FOR GENERATORS

Model	Engine	Volts	For Generator Number	Voltage Regulator ²⁹	Voltage Regulator Fuse	Brush Set	Brush Spring (2 Used)	Bushing
Eagle 20T, 20TA, 25T, 25TA	Wisconsin THD	12	GDY-4116	N/A	N/A	X323	N/A	N/A

STARTING SYSTEM PARTS

Model	For Engine	Volts	For Starter No.	Brush Set	Brush Spring ⁸	D.E. Bushing	C.E. Bushing	Solenoid Switch
Eagle 20T, 20TA, 25T, 25TA	Wisconsin THD	12	MBG-4118	X326	SC208	N/A	N/A	S5

* For Standard Contact Assembly see Conversion Table.
¹ When Coil Bracket is required, refer to Illustrated Bracket Guide.
⁵ For Epoxy Coils see Conversion Table.

⁸ Starters require various quantities of Brushes & Springs. Order as required.
²⁹ Shock Mounting Package R706 available for Delco-Remy type Generators.

J.I. CASE WINDROWERS

PARTS FOR DISTRIBUTORS & COILS								
Model	For Engine or Distributor	Contact Assembly* Heavy Duty	Con-denser	Cap	Dust Cap	Rotor	6 Volt Coil ^{1,5}	12 Volt Coil ^{1,5}
650, 655, 675	Wisconsin VH4D, VG4D	A81	G124	C110	N/A	D121	N/R	E502
840	Wisconsin VE4, Own A-125	A81	G124	C110	N/A	D184	N/A	N/A
	IAD-4036A IGW-4159A	A70	G127	C21	C21A	D91B	N/A	N/A
850, 855, 856	Wisconsin VH4D, VG4D, VE4	A81	G124	C110	N/A	D184	E5	E502
	IAD-4036A IAD-6004-2F, 2N	A81	G124	C110	N/A	D121	E5	E502
950	Wisconsin VH4D, VG4D	A81	G124	C110	N/A	D121	E5	E502
955, 1150, 1155, 1255	Wisconsin V461D, VG4D, VH4D Own G-159, G-188, B	A81	G124	C110	N/A	D121	E5	E502
1275	HB-225 GAS For Prestolite Dist. For Chrysler Dist.	A85	G136	C15	N/A	D178	E5	E38 ³³
		A110M	●G128	C171 or ●C190	N/A	●D147	E5	E38 ³³

See Magneto Guides for Additional Information

CHARGING SYSTEM PARTS

PARTS FOR ALTERNATORS

Model	For Engine	For Alternator Number	Voltage Regulator	Brush Holder Assembly	Brush Set	Positive Diode (3 Used)	Negative Diode (3 Used)
950, 955	Wisconsin VH4D, VG4D, Own A-125, GAS 159	ALH-7305	R632	N/A	N/A	N/A	N/A
1150, 1155, 1255	G-188D, G-159, B	ALH-7305	R632	N/A	N/A	N/A	N/A

PARTS FOR GENERATORS

Model	Engine	Volts	For Generator Number	Voltage Regulator ²⁹	Voltage Regulator Fuse	Brush Set	Brush Spring (2 Used)	Bushing
650, 655, 675	Wisconsin VH4D, VG4D	12	All	N/A	N/A	X323	N/A	N/A
840	Wisconsin VE4 Own A-125	6	All	R11	N/A	X323	N/A	N/A
		6	For Prestolite	N/A	N/A	X324	N/A	GB202
		6	For Delco	R195	RF35	X349	N/A	GB203
850, 855, 856	Wisconsin VH4D, VG4D, VE4	6	GAS-4306	R11	N/A	X323	N/A	N/A
		6	GHD-6001, AB-1	N/A	N/A	X324	N/A	GB202
		6	GJK-7001B	N/A	N/A	X260	N/A	N/A
		12	All	N/A	N/A	X323	N/A	N/A
950, 955	Wisconsin VH4D, VG4D, Own A-125 Own GAS 159	12	All	N/A	N/A	X323	N/A	N/A
		12	GJT	N/A	N/A	X260	N/A	GB204
1150, 1155, 1255	Wisconsin V461D G-188D G-159, B	12	For Prestolite	N/A	N/A	X275	N/A	N/A
		12	For Delco	N/A	N/A	X270	SC202	N/A
		12	All	R308	RF35	X270	SC202	N/A
		12	GJT	N/A	N/A	X260	N/A	GB204

● A Borg-Warner Brand "P" Version Also Available See Inside Back Cover.

* For Standard Contact Assembly see Conversion Table.

¹ When Coil Bracket is required, refer to Illustrated Bracket Guide.

⁵ For Epoxy Coils see Conversion Table.

²⁹ Shock Mounting Package R706 available for Delco-Remy type Generators.

³³ For 12 Volt without Resistor use E502.

J.I. CASE — Cont'd

CHARGING SYSTEM PARTS — Cont'd

PARTS FOR GENERATORS — Cont'd

Model	Engine	Volts	For Generator Number	Voltage Regulator ²⁹	Voltage Regulator Fuse	Brush Set	Brush Spring (2 Used)	Bushing
1255.....	Wisconsin VG4D	12	All	N/A	N/A	X323	N/A	N/A
1275.....	Chrysler HB-225GAS	12	All	R220	RF35	X270	SC202	N/A

STARTING SYSTEM PARTS

Model	Engine	Volts	For Starter Number	Brush Set	Brush Spring ⁸	D.E. Bushing	C.E. Bushing	Solenoid Switch	Repair Kit	Starter Lever
650, 655, 675 ...	Wisconsin VH4D, VG4D	12	All	X326	SC208	N/A	N/A	S5	N/R	N/R
840.....	Wisconsin VE4 Own A-125	6	All	X326	SC208	SB136	SB59	S5	N/R	N/R
		6	For Prestolite	X326	SC208	SB136	SB59	S62 ²²	N/R	N/R
		6	For Delco	X265	N/A	S80	S80	N/A	N/R	N/R
850, 855, 856, 950.....	Wisconsin VH4D, VG4D, VE4, Own A-125	6 & 12	All	X326	SC208	N/A	N/A	S5	N/R	N/R
955.....	Wisconsin VG4D, VH4D, VE4, THD, Own A-125 Own G-159	6 & 12	All	X326	SC208	N/A	N/A	S5	N/R	N/R
		12	All	X326	SC208	SB136	N/A	S72	N/R	N/R
		12	All Exc. MDV	X326	SC208	SB136	N/A	S72	N/R	N/R
1150, 1155	Wisconsin V461D G-159 G-159, G-188, B, D G-188D	12	For Prestolite	X332	N/A	SB136	N/A	S72	N/R	N/R
		12	For Delco	X265	N/A	S80	S80	S72	N/R	N/R
		12	All Exc. MDV	X326	SC208	SB136	N/A	S72	N/R	N/R
		12	MDV	X332	N/A	SB136	N/A	N/A	N/R	N/R
		12	All	X145	N/A	N/A	SB138	●S100	SR16	SC212
1255	Wisconsin VG4D	6 & 12	All	X326	SC208	N/A	N/A	S5	N/R	N/R
1275	Chrysler HB-225GAS	12	All	X331	N/A	SB136	N/A	S72	N/R	N/R

STARTER DRIVES

Year	Model or Engine	Part No.
1970-64	All Eng. 955, 1150, 1155, 1255 w/Str. MDU-7102A, MDU-7104A.....	SD565
1967-57	All Eng. 650, 840, 850, 950 w/Str. MBG-4109, MBG-4118, MZ-4184, MZ-4192..	SD103

● A Borg-Warner Brand "P" Version Also Available See Inside Back Cover.

⁸ Starters require various quantities of Brushes & Springs. Order as required.

²² For Mechanical Starter Switch use S5.

²⁹ Shock Mounting Package R706 available for Delco-Remy type Generators.

COCKSHUTT WINDROWERS

PARTS FOR DISTRIBUTORS & COILS

Model	For Engine or Distributor	Contact Assembly*						
		Heavy Duty	Heavy Duty Pierced	Con-denser	Cap	Rotor	6 Volt Coil ^{1,5}	12 Volt Coil ^{1,5}
10, 12, 14, 16FT, 502	Wisconsin VG4D, VH4D	A81	N/A	G136	C110	D121	E5	E502

CHARGING SYSTEM PARTS

PARTS FOR GENERATORS

Model	Engine	Volts	For Generator Number	Voltage Regulator ²⁹	Voltage Regulator Fuse	Brush Set	Brush Spring (2 Used)	Bushing
10, 12, 14, 16FT, 502	Wisconsin VG4D, VH4D	6	GAS-4305, 6	R11	N/A	X323	N/A	N/A
	Wisconsin VH4D	12	GDY-4115N, 16N	N/A	N/A	X323	N/A	N/A

STARTING SYSTEM PARTS

Model	For Engine	Volts	For Starter No.	Brush Set	Brush Spring ⁸	D.E. Bushing	C.E. Bushing	Solenoid Switch
10, 12, 14, 16FT, 502	Wisconsin VG4D, VH4D	6 & 12	All	X326	SC208	N/A	N/A	S5

STARTER DRIVES

Year	Model or Engine	Part No.
1969-67	All Eng. 502 w/Str. MBG-4109, MBG-4118....	SD103
1965-63	All Eng. 10, 12, 14, 16 FT w/Str. MZ-4192,	SD103
	MZ-4194	
1958-54	All Eng. All Models	SD107

JOHN DEERE WINDROWERS

PARTS FOR DISTRIBUTORS & COILS

Model	For Engine or Distributor	Contact Assembly*						
		Heavy Duty	Heavy Duty Pierced	Con-denser	Cap	Rotor	6 Volt Coil ^{1,5}	12 Volt Coil ^{1,5}
10, 14, 16FT	Wisconsin VG4D, VH4D	A81	N/A	G136	C110	D121	E5	N/R
215, 215A GAS	IBT-4301B, C, D IBT-4101S, L IBT-4101U	A105	N/A	G136	C202	D179	E5	E502
		A105	N/A	G136	C202	D179	E5	E502
		A105	N/A	G136	C202	D179	E5	E502
780	Wisconsin VG4D, VH4D	A81	N/A	G124	C110	D121	E5	E502
800	Chrysler 225 For Prestolite Dist. For Chrysler Dist.	A85	N/A	G136	C15	D178	E5	E38 ³³
		A110M	●A110V	●G128	C171 or ●C190	●D147	E5	E38 ³³
880	IBT-4101L, R, S, U Dist.	A105	N/A	G136	C202	D179	E5	E502

● A Borg-Warner Brand "P" Version Also Available See Inside Back Cover.

* For Standard Contact Assembly see Conversion Table.

¹ When Coil Bracket is required, refer to Illustrated Bracket Guide.

⁵ For Epoxy Coils see Conversion Table.

⁸ Starters require various quantities of Brushes & Springs. Order as required.

²⁹ Shock Mounting Package R706 available for Delco-Remy type Generators.

³³ For 12 Volt without Resistor use E502.

JOHN DEERE — Cont'd

CHARGING SYSTEM PARTS

PARTS FOR GENERATORS

Model	Engine	Volts	For Generator Number	Voltage Regulator ²⁹	Voltage Regulator Fuse	Brush Set	Brush Spring (2 Used)	Bushing
10, 14, 16FT.....	Wisconsin VG4D, VH4D	6	GAS-4306	R11	N/A	X323	N/A	N/A
780.....	Wisconsin VG4D	12	All	N/A	N/A	X260	N/A	GB204
	Wisconsin VH4D	12	All	N/A	N/A	X323	N/A	N/A

STARTING SYSTEM PARTS

Model	Engine	Volts	For Starter Number	Brush Set	Brush Spring ⁸	D.E. Bushing	C.E. Bushing	Solenoid Switch	Repair Kit	Starter Lever
10, 14, 16FT, 200A.....	Wisconsin VH4D	6	MZ-4192, 94	X326	SC208	N/A	N/A	S5	N/R	N/R
215 & 215A GAS	All	12	MDY-8006A	X332	N/A	SB106	N/A	N/A	N/R	N/R
780.....	Wisconsin VG4D, VH4D	12	All	X326	SC208	N/A	N/A	N/A	N/R	N/R
800.....	All	12	MDY-8006A	X332	N/A	SB106	N/A	N/A	N/R	N/R
2270, 80.....	219D	12	1107871	X291	SC206	N/A	SB135	●S100	SR16	SC212

STARTER DRIVES

Year	Model or Engine	Part No.
1967-60	All Eng. All Models w/Str. MZ-4192.....	SD103

FORD WINDROWERS

STARTING SYSTEM PARTS

STARTER DRIVES

Year	Model or Engine	Part No.	Year	Model or Engine	Part No.
1971-70	All Eng. All Models w/Str. 1107268.....	SD279	1970-67	All Eng. 210, 225, 275 w/Str. 1107286.....	SD207
1970-67	All Eng. 210, 225, 275 w/Str. 1107344.....	SD282	1967-59	All Eng. All Models w/Str. MZ-4192.....	SD103
1970-67	All Eng. 210, 225, 275 w/Str. 1107866.....	SD279	1967-59	All Eng. All Models w/Str. 1107490.....	SD144

● A Borg-Warner Brand "P" Version Also Available See Inside Back Cover.

⁸ Starters require various quantities of Brushes & Springs. Order as required.

²⁹ Shock Mounting Package R706 available for Delco-Remy type Generators.

HESSTON WINDROWERS

PARTS FOR DISTRIBUTORS & COILS

Model	For Engine or Distributor	Contact Assembly*					Rotor	6 Volt Coil ^{1,5}	12 Volt Coil ^{1,5}
		Heavy Duty	Heavy Duty Pierced	Con-denser	Cap				
110, 180, 260, 280, 300, 310, 320, HS-220, HS-240, 260, 500	Wisconsin VG4D, VH4D, V460D, V461D	A81	N/A	G136	C110	D121	E5	E502	

CHARGING SYSTEM PARTS

PARTS FOR ALTERNATORS

Model	For Engine	For Alternator Number	Voltage Regulator	Brush Holder Assembly	Brush Set	Positive Diode (3 Used)	Negative Diode (3 Used)
All	All	741611, RA12N600, 12N51 & 5-151 8MR2026P	R326 R342	N/A N/A	N/A N/A	N/A N/A	N/A N/A

PARTS FOR GENERATORS

Model	Engine	Volts	For Generator Number	Voltage Regulator ²⁹	Voltage Regulator Fuse	Brush Set	Brush Spring (2 Used)	Bushing
110, 260, 280, 300, 310, 320	Wisconsin VG4D, VH4D	12	GDY-4115, N	N/A	N/A	X323	N/A	N/A
HS-220	Wisconsin VG4D, VH4D	6	GAS-4306	R11	N/A	X323	N/A	N/A
HS-240, 260	Wisconsin VG4D, VH4D	12	GDY-4115, N	N/A	N/A	X323	N/A	N/A
HS-500	Wisconsin V460D, V461D	12	GJY-7401S	N/A	N/A	X275	N/A	N/A
		12	GJY-7401SN	N/A	N/A	X275	N/A	N/A

STARTING SYSTEM PARTS

Model	For Engine	Volts	For Starter No.	Brush Set	Brush Spring ⁸	D.E. Bushing	C.E. Bushing	Solenoid Switch
110, 180, 260, 280, 300, 310, 320, HS-220, 240, 260	Wisconsin VG4D, VH4D	6 & 12	All	X326	SC208	N/A	N/A	S5
HS-500	Wisconsin V460D, V461D	12	All	X332	N/A	N/A	N/A	S72

* For Standard Contact Assembly see Conversion Table.
¹ When Coil Bracket is required, refer to Illustrated Bracket Guide.
⁵ For Epoxy Coils see Conversion Table.

⁸ Starters require various quantities of Brushes & Springs. Order as required.
²⁹ Shock Mounting Package R706 available for Delco-Remy type Generators.

INTERNATIONAL HARVESTER WINDROWERS

PARTS FOR DISTRIBUTORS & COILS

Model	For Engine or Distributor	Contact Assembly* Heavy Duty	Con- denser	Cap	Rotor	6 Volt Coil ^{1,5}	12 Volt Coil ^{1,5}
163	Wisconsin VH4, VH4D	A81	G124	C110	D121	E5	E502
	Wisconsin VF4, VF4D	A81	G124	C110	D184	E5	N/R
	C-123	HS4	HG5	HC2	HR2	E1	E31 ²⁵
175	Wisconsin VH4D, VG4D	A81	G124	C110	D121	E5	E502
201, 225	C-135	HS4	HG5	HC2	HR2	N/A	N/A
	Wisconsin VG4D, VH4, VH4D	A81	G124	C110	D121	E5	E502
275, 375	C-135, 175	HS4	HG5	HC2	HR2	N/A	N/A
Windrower	Wisconsin VH4	A81	G124	C110	D121	E5	N/A

CHARGING SYSTEM PARTS

PARTS FOR ALTERNATORS

Model	Engine	Volts	For Alternator Number	Voltage Regulator ³⁶	Brush Holder Assembly	Brush Set	Positive Diode (3 Used)	Negative Diode (3 Used)	Alt. Con- denser
210, 225, 230, 275, D, 375, D	C-153, C-175, D-206		1100805	R310	X302	X293	SC2P	SC2N	G80

PARTS FOR GENERATORS

Model	Engine	Volts	For Generator Number	Voltage Regulator ²⁹	Voltage Regulator Fuse	Brush Set	Brush Spring (2 Used)	Bushing
163	Wisconsin VH4, VH4D	6	GHD-6001, AB-1	N/A	N/A	X324	N/A	GB202
	Wisconsin VF4	6	GAS-4306	R11	N/A	X323	N/A	N/A
	C-123	6	All	R195	RF35	X349	N/A	GB203
175	Wisconsin VH4D, VG4D	12	All	N/A	N/A	X323	N/A	N/A
201	C-135	6	All	R195	RF35	X270	SC202	N/A
	Wisconsin VH4D	6	GJW-7501A	N/A	N/A	X260	N/A	GB204
		6	GJW-7301J	N/A	N/A	X260	N/A	GB204
		6	GHD-6001, AB-1	N/A	N/A	X324	N/A	GB202
BD144	12	All	R197	RF35	X270	SC202	N/A	
225	Wisconsin VG4D	12	All	N/A	N/A	X323	N/A	N/A
275	C-153	6	All	R195	RF35	X270	SC202	N/A
		12	All	R198	RF35	X270	SC202	N/A
375	C-175	6	All	R195	RF35	X349	N/A	GB203

* For Standard Contact Assembly see Conversion Table.

¹ When Coil Bracket is required, refer to Illustrated Bracket Guide.

⁵ For Epoxy Coils see Conversion Table.

²⁵ E40 for 12 Volt Non-Resistor type Coil.

²⁹ Shock Mounting Package R706 available for Delco-Remy type Generators.

³⁶ Two unit type, if Single unit type use R283.

IHC — Cont'd

STARTING SYSTEM PARTS										
Model	Engine	Volts	For Starter Number	Brush Set	Brush Spring ⁸	D.E. Bushing	C.E. Bushing	Solenoid Switch	Repair Kit	Starter Lever
163.....	Wisconsin VH4, VH4D, VF4 C-123	6	For Prestolite	X326	SC208	N/A	N/A	S5	N/R	N/R
		6	For Delco	X145	SC204	SB0	N/A	S79	N/R	N/R
175.....	Wisconsin VH4D, VG4D	12	All	X326	N/A	SB136	N/A	S72 ²²	N/R	N/R
201, 210, 225, 230.....	C-135	6	All	X265	SC206	SB0	SB0	S79	N/R	N/R
		12	All	X265	SC206	SB65	N/A	●S100	SR16	SC212
	Wisconsin VH4D, VG4D	6	All	X326	SC208	N/A	N/A	S5	N/R	N/R
		12	All	X326	SC208	N/A	N/A	N/A	N/R	N/R
275, 375.....	C-153, C-175	6	All	X145	SC204	SB0	N/A	S79	N/R	N/R
275D, 375D.....	D-206 Diesel C-175	12	For Delco	X291	SC206	N/A	N/A	●S100	SR16	SC212
		12	For Delco	X265	SC206	N/A	SB138	●S100	SR16	SC212
Windrower.....	Wisconsin VH4	6	All	X326	SC208	N/A	N/A	S5	N/R	N/R

KILLBERRY INDUSTRIES WINDROWERS

PARTS FOR DISTRIBUTORS & COILS							
Model	For Engine or Distributor	Contact Assembly* Heavy Duty	Con-denser	Cap	Rotor	6 Volt Coil ^{1,5}	12 Volt Coil ^{1,5}
503/101, 855.....	Wisconsin VG4D	A81	G136	C110	D121	N/R	E502

STARTING SYSTEM PARTS						
Model	For Engine	Volts	For Starter Number	Brush Set	Brush Spring ⁸	Solenoid Switch
503/101, 855.....	Wisconsin VG4D	12	MBG-4141	X326	SC208	S5

MASSEY FERGUSON WINDROWERS

PARTS FOR DISTRIBUTORS & COILS								
Model	For Engine or Distributor	Contact Assembly*			Dust Cap	Rotor	6 Volt Coil ^{1,5}	
		Heavy Duty	Heavy Duty Pierced	Con-denser				
44.....	Continental F-140	A40H	A40V	G102A	C150	C80	N/A	E1
MF 20.....	Wisconsin VF4 IAD-4036A IGW-4159A	A81	N/A	G124	C110	N/A	D184	E5
		A70	N/A	G127	C21	N/A	D91B	E5

● A Borg-Warner Brand "P" Version Also Available See Inside Back Cover.

* For Standard Contact Assembly see Conversion Table.

¹ When Coil Bracket is required, refer to Illustrated Bracket Guide.

⁵ For Epoxy Coils see Conversion Table.

⁸ Starters require various quantities of Brushes & Springs. Order as required.

²² For Mechanical Starter Switch use S5.

MASSEY FERGUSON — Cont'd

PARTS FOR DISTRIBUTORS & COILS — Cont'd

Model	For Engine or Distributor	Contact Assembly*						6 Volt Coil ^{1,5}
		Heavy Duty	Heavy Duty Pierced	Con-denser	Cap	Dust Cap	Rotor	
MF 34, MF 44	Continental F-140	A40H	A40V	G102A	C150	C80	N/A	E1
See Magneto Guides for Additional Information								

CHARGING SYSTEM PARTS

PARTS FOR GENERATORS

Model	For Engine	Volts	For Generator Number	Voltage Regulator ²⁹	Voltage Regulator Fuse	Brush Set	Brush Spring (2 Used)
44	Continental F-140	6	All	R128	RF45	X270	SC202
MF 20	Wisconsin VF4	6	All	R11	N/A	X323	N/R
MF 34, MF 44	Continental F-140	6	All	R128	RF45	X270	SC202

STARTING SYSTEM PARTS

Model	For Engine	Volts	For Starter No.	Brush Set	Brush Spring ⁸	D.E. Bushing	C.E. Bushing	Solenoid Switch
44	Continental F-140	6	All	X265	SC206	SB0	SB0	S79
MF 20	Wisconsin VF4	6	All	X326	SC208	N/A	N/A	S79
MF 34, MF 44	Continental F-140	6	All	X265	SC206	SB0	SB0	S79

STARTER DRIVES

Year	Model or Engine	Part No.
1964-63	All Eng. 44 w/Str. 1107178	SD570
1960-59	All Eng. MF 20 w/Str. MBG-4024, MZ-4192	SD103

MINNEAPOLIS-MOLINE WINDROWERS

PARTS FOR DISTRIBUTORS & COILS

Model	For Engine or Distributor	Contact Assembly*					6 Volt Coil ^{1,5}	12 Volt Coil ^{1,5}
		Heavy Duty	Con-denser	Cap	Rotor			
100, 101	Wisconsin VG4D, VH4D	A81	G136	C110	D121	E5	E502	
See Magneto Guides for Additional Information								

* For Standard Contact Assembly see Conversion Table.

¹ When Coil Bracket is required, refer to Illustrated Bracket Guide.

⁵ For Epoxy Coils see Conversion Table.

⁸ Starters require various quantities of Brushes & Springs. Order as required.

²⁹ Shock Mounting Package R706 available for Delco-Remy type Generators.

MINNEAPOLIS-MOLINE — Cont'd

CHARGING SYSTEM PARTS

PARTS FOR GENERATORS

Model	For Engine	Volts	For Generator Number	Voltage Regulator ²⁹	Voltage Regulator Fuse	Brush Set	Brush Spring (2 Used)
100, 101.....	Wisconsin VG4D, VH4D	12	All	N/A	N/A	X323	N/A

STARTING SYSTEM PARTS

Model	For Engine	Volts	For Starter No.	Brush Set	Brush Spring ⁸	D.E. Bushing	C.E. Bushing	Solenoid Switch
100, 101.....	Wisconsin VG4D, VH4D	12	All	X326	SC208	N/A	N/A	S5

STARTER DRIVES

Year	Model or Engine	Part No.
1967	All Eng. 100 w/Str. MBG-4109	SD103

NEW HOLLAND WINDROWERS

PARTS FOR DISTRIBUTORS & COILS

Model	For Engine or Distributor	Contact Assembly* Heavy Duty	Con- denser	Cap	Rotor	6 Volt Coil ^{1,5}	12 Volt Coil ^{1,5}
901, 903, 905, 907, 909	Wisconsin VG4D, V460D, V461D	A81	G136	C110	D121	E5	E502

CHARGING SYSTEM PARTS

PARTS FOR GENERATORS

Model	For Engine	Volts	For Generator Number	Voltage Regulator ²⁹	Voltage Regulator Fuse	Brush Set	Brush Spring (2 Used)
901, 903, 905	Wisconsin VG4D, VH4D	12	GDY-4115, N	N/A	N/A	X323	N/A
		12	GTJ-7405AN	N/A	N/A	X275	N/A
901, 903, 905, 907, 909.....	Wisconsin V460D, V461D	12	GJY-7401S	N/A	N/A	X275	N/A
		12	GJY-7401SN	N/A	N/A	X275	N/A

STARTING SYSTEM PARTS

Model	For Engine	Volts	For Starter No.	Brush Set	Brush Spring ⁸	D.E. Bushing	C.E. Bushing	Solenoid Switch
901, 903, 905	Wisconsin VG4D, VH4D	12	All	X326	SC208	N/A	N/A	S5
901, 905, 907, 909	Wisconsin V460D, V461D	12	All	X332	N/A	N/A	N/A	S72

* For Standard Contact Assembly see Conversion Table.
¹ When Coil Bracket is required, refer to Illustrated Bracket Guide.
⁵ For Epoxy Coils see Conversion Table.

⁸ Starters require various quantities of Brushes & Springs. Order as required.
²⁹ Shock Mounting Package R706 available for Delco-Remy type Generators.

OLIVER WINDROWERS

PARTS FOR DISTRIBUTORS & COILS

Model	For Engine or Distributor	Contact Assembly* Heavy Duty	Con- denser	Cap	Dust Cap	Rotor	6 Volt Coil ^{1,5}	12 Volt Coil ^{1,5}
10, 12, 14 & 16FT	Wisconsin VG4D, VH4D	A81	G136	C110	N/A	D121	E5	E502
85	Wisconsin VE4, VE4D, VF4 IAD-4036A Dist. IGW-4159A Dist.	A81 A70	G136 G127	C110 C21	N/A C21A	D184 D91B	E5 E5	N/A N/A
86, 96, 502, 503	Wisconsin VG4D, VH4D	A81	G136	C110	N/A	D121	E5	E502

CHARGING SYSTEM PARTS

PARTS FOR GENERATORS

Model	Engine	Volts	For Generator Number	Voltage Regulator ²⁹	Voltage Regulator Fuse	Brush Set	Brush Spring (2 Used)	Bushing
10, 12, 14 & 16FT.....	Wisconsin VG4D, VH4D	6	GAS-4305, 6	R11	N/A	X323	N/A	N/A
		6	GJK-7001B	N/A	RF35	X260	N/A	GB204
		12	GDY-4115, N, 16, N	N/A	N/A	X323	N/A	N/A
85	Wisconsin VE4, VE4D, VF4	6	GAS-4305, 6	R11	N/A	X323	N/A	N/A
86, 96, 502, 503	Wisconsin VG4D, VH4D	6	GAS-4305, 6	R11	N/A	X323	N/A	N/A
		6	GJK-7001B	N/A	RF35	X260	N/A	GB204
		12	All Exc. GJT & GJL	N/A	N/A	X323	N/A	N/A
		12	GJT & GJL Series	N/A	N/A	X260	N/A	GB204

STARTING SYSTEM PARTS

Model	For Engine	Volts	For Starter No.	Brush Set	Brush Spring ⁸	D.E. Bushing	C.E. Bushing	Solenoid Switch
10, 12, 14 & 16FT	Wisconsin VG4D, VH4D	6	MBG-4109, 18	X326	SC208	N/A	N/A	S5
		6	MZ-4192, 94	X326	SC208	N/A	N/A	S5
85	Wisconsin VE4, VE4D, VF4	6	MZ-4192, 94	X326	SC208	N/A	N/A	S5
86, 96, 502, 503	Wisconsin VG4D, VH4D	6	MZ-4192, 94	X326	SC208	N/A	N/A	S5
		6 & 12	MBG-4140, 41	X326	SC208	N/A	N/A	S5

STARTER DRIVES

Year	Model or Engine	Part No.
1967-60	All Eng. All Models w/Str. MBG-4109, MBG-4118, MZ-4192, MZ-4194.....	SD103

* For Standard Contact Assembly see Conversion Table.
¹ When Coil Bracket is required, refer to Illustrated Bracket Guide.
⁵ For Epoxy Coils see Conversion Table.

⁸ Starters require various quantities of Brushes & Springs. Order as required.

²⁹ Shock Mounting Package R706 available for Delco-Remy type Generators.

OWATONNA WINDROWERS

PARTS FOR DISTRIBUTORS & COILS								
Model	For Engine or Distributor	Contact Assembly*					6 Volt Coil ^{1,5}	12 Volt Coil ^{1,5}
		Heavy Duty	Heavy Duty Pierced	Con-denser	Cap	Rotor		
25, 28, 29, 30, 35, 60, 80, 81, 90, 92, & D, E, S	Wisconsin VG4D, VH4D V460D, V461D	A81	N/A	G136	C110	D121	E5	E502
S	Wisconsin THD	A70	N/A	G127	C18	D91B	E5	E502
250	Wisconsin VG4D	A81	N/A	G136	C110	D121	E5	E502
270	Ford 6-200	A97H	●A97V	●G125	●C137	D130	E60	E70
275	Ford 4-172 FDN-12127 311185	A97H	●A97V	G111	C144	D130	E60	E70
		A97H	●A97V	●G125	C144	D130	E60	E70
350	Wisconsin VG4D	A81	N/A	G136	C110	D121	E5	E502
700, 900	Chrysler 225 For Chrysler Dist.	A110M	●A110V	●G128	C171 or ●C190	●D147	E5	E38 ³³
	For Prestolite Dist.	A85	N/A	G136	C15	D178	E5	E38 ³³

See Magneto Guides for Additional Information

CHARGING SYSTEM PARTS

PARTS FOR ALTERNATORS

Model	For Engine	For Alternator Number	Voltage Regulator	Brush Holder Assembly	Brush Set	Positive Diode (3 Used)	Negative Diode (3 Used)
All	All	42033663, 8TA2028E, RA12N401	R327, R326	N/A, N/A	N/A, N/A	N/A, N/A	N/A, N/A

PARTS FOR GENERATORS

Model	Engine	Volts	For Generator Number	Voltage Regulator ²⁹	Voltage Regulator Fuse	Brush Set	Brush Spring (2 Used)	Bushing
25, G, 28, 29, 30, 35 81, 90, 92	Wisconsin VG4D, VH4D V460D, V461D	12	GDY-4115, N	N/A	N/A	X323	N/A	N/A
		12	GJY-7401S	N/A	N/A	X275	N/A	GB204
		12	GJY-7401SN	N/A	N/A	X275	N/A	GB204
29, 30, 60, 80 & D, E, S.	Wisconsin THD, VG4D, VH4D	6	GAS-4305, 6	R11	N/A	X323	N/A	N/A
250, 350	Wisconsin VG4D	12	GDY-4115, N	N/A	N/A	X323	N/A	N/A
		12	GJL-7001-A	N/A	N/A	X260	N/A	GB204
		12	GJT-7405A	N/A	N/A	X260	N/A	GB204
		12	GJY-7401S	N/A	N/A	X275	N/A	GB204
		12	GJY-7401SN	N/A	N/A	X275	N/A	GB204
275	Ford 4-172	6	All	R191	RF35	X273	N/A	GB201
		12	All	R221	RF35	X273	N/A	N/A

● A Borg-Warner Brand "P" Version Also Available See Inside Back Cover.

* For Standard Contact Assembly see Conversion Table.

¹ When Coil Bracket is required, refer to Illustrated Bracket Guide.

⁵ For Epoxy Coils see Conversion Table.

²⁹ Shock Mounting Package R706 available for Delco-Remy type Generators.

³³ For 12 Volt without Resistor use E502.

OWATONNA — Cont'd

STARTING SYSTEM PARTS										
Model	Engine	Volts	For Starter Number	Brush Set	Brush Spring ⁸	D.E. Bushing	C.E. Bushing	Solenoid Switch	Repair Kit	Starter Lever
25, 28, 29, 30, 35, 60, 80, 81, 90, 92, & D, E, S	Wisconsin THD, VG4D VH4D, V460D, V461D	6	MZ-4184	X326	SC208	N/A	SB59	S5	N/R	N/R
		6	MZ-4192, 94	X326	SC208	N/A	N/A	S5	N/R	N/R
		12	MBG-4109, 4141	X326	SC208	N/A	N/A	S5	N/R	N/R
		12	MDY-7006	X332	SC208	SB136	N/A	S72	N/R	N/R
		12	MMA-7004	X332	SC208	SB136	N/A	S72	N/R	N/R
250, 350	Wisconsin VG4D	12	MBG-4141	X326	SC208	N/A	N/A	S5	N/R	N/R
		12	MDY-7006	X332	SC208	SB136	N/A	S72	N/R	N/R
270	Ford 4-172	6	All	X236	SC208	SB103	SB150	S67 ²³	N/R	N/R
		12	All	X389	SC208	N/A	N/A	S103	N/R	N/R
700, 900	Chrysler 225	12	For Prestolite	X331	N/A	SB136	N/A	S72	N/R	N/R
		12	For Chrysler	X289	SC208	SB121	SB120	SR20	SR19	SC194

⁸ Starters require various quantities of Brushes & Springs. Order as required.

²³ To replace three Terminal use S53.

PARTS FOR BOSCH MAGNETOS

For Magneto Model	Contact Set	Con-denser	For Magneto Model	Contact Set	Con-denser
MJA-4 & 6 Cyl. All Editions-Variable Spark	AS3	AG50	MRA-Variable Spark	AS3	AG50
MJA-4 & 6 Cyl. Edition D-Fixed Spark	AS3	AG4	MRA-Fixed Spark	AS3	AG4
MJA-4 & 6 Cyl. Edition D-Timing Range	AS3	AG50	MRB-Variable Spark	AS3	N/A
MJB-4 & 6 Cyl. All Edition A, Edition B-Variable Spark	AS3	AG50	MRB-Fixed Spark	AS3	AG4
MJB-Edition B-Fixed Spark	AS3	AG4	MRD-All Editions	AS1	AG1
MJB-Edition B-Timing Range	AS3	AG50	MRF-Variable Spark	AS3	AG50
MJH-All Editions	AS1	AG1	MSA-4A-308	AS1	AG1
MJK-All Editions	N/A	AG2	MSB-	AS1	AG1
			MSD-All Editions	AS1	AG1

PARTS FOR FAIRBANKS-MORSE
MAGNETOS

For Magneto Model	Contact Set	Con-denser	Coil	For Magneto Model	Contact Set	Con-denser	Coil
FM-E6	FS11	WG30	N/A	FM-J1A13A, 15, 19A, 20, 20B, 21, 29, 29A, 33, 34, 36, 37	FS50	WG30	E125
FM-E614A	N/A	WG30	N/A	FM-J1A37A	N/A	WG30	E125
FM-E6A14A	FS13	WG30	N/A	FM-J1A38, 38A	FS50	WG30	E125
FM-E6A14C	FS13	WG30	N/A	FM-J1A39, 39A	N/A	WG30	E125
FM-E6A14C-1	FS13	N/A	N/A	FM-J1A42	FS50	WG30	E125
FM-E6A14D	FS13	WG30	N/A	FM-J1A43	N/A	WG30	E125
FM-E6A14E	FS13	N/A	N/A	FM-J1A43A	FS50	WG30	E125
FM-E6A14F	FS11	WG30	N/A	FM-J1A47	N/A	WG30	E125
FM-E6A14G	FS13	N/A	N/A	FM-J1A49, 50, 51	FS50	WG30	E125
FM-E6AC	N/A	WG30	N/A	FM-J1A52	N/A	WG30	E125
FM-E6B8	FS13	WG30	N/A	FM-J1A52A, 52B, 53, 53A	FS50	WG30	E125
FM-E6B8-1	FS13	N/A	N/A	FM-J1A56, 60	N/A	WG30	E125
FM-E6B8A	FS11	WG30	N/A	FM-J1A79, 79A, 79B, 80, 81	FS50	WG30	E125
FM-E6B8B	FS13	WG30	N/A	FM-J1-2B69A	FS50	WG30	E125
FM-E6B8C	FS11	WG30	N/A	FM-J1B, 2, 2A	FS50	WG30	E125
FM-E6B8D	FS11	WG30	N/A	FM-J1B2B	N/A	WG30	E125
FM-E6B8H	FS13	N/A	N/A	FM-J1B7, 7B, 7C, 7D, 7E, 7F	FS50	WG30	E125
FM-E6B8J	FS13	N/A	N/A	FM-J1B10	N/A	WG30	E125
FM-E6B8K	FS11	N/A	N/A	FM-J1B11, 11A, 12, 13	FS50	WG30	E125
FM-E6B8M	FS11	N/A	N/A	FM-J1B13A	N/A	WG30	E125
FM-E6B14	FS11	N/A	N/A	FM-J1B-3B, 15, 15A	FS50	WG30	E125
FM-E6B16, A-H	FS11	WG30	N/A	FM-J1B26	N/A	WG30	E125
FM-E6B16J	FS11	N/A	N/A	FM-J1B70	N/A	WG30	E125
FM-E6B16L, M	FS11	N/A	N/A	FM-J1B75, 76	FS50	WG30	E125
FM-E6B16N	FS11	WG30	N/A	FM-J1B77	N/A	WG30	E125
FM-E6B16P, Q, R, T	FS11	N/A	N/A	FM-J1B78	FS50	WG30	E125
FM-E6B16T-1	FS11	WG30	N/A	FM-J1B82	N/A	WG30	E125
FM-E6B16T-2	FS11	WG30	N/A	FM-J1B83	FS50	WG30	E125
FM-E6B16U	FS11	WG30	N/A	FM-J1B85	FS50	WG30	E125
FM-E6B16V, W, Y	FS11	N/A	N/A	FM-J2A6, 6A, 6B, 7	N/A	WG30	E125
FM-E6B17	FS11	WG30	N/A	FM-J2A10	FS50	WG30	E125
FM-E6B17A	FS11	N/A	N/A	FM-J2A10A	N/A	WG30	E125
FM-E6B26A	FS13	WG30	N/A	FM-J2A13	FS50	WG30	E125
FM-E6B44	FS13	WG30	N/A	FM-J2A13A	N/A	WG30	E125
FM-E6B44A, B, C	FS11	N/A	N/A	FM-J2A16	FS50	WG30	E125
FM-E6B69B	FS13	N/A	N/A	FM-J2A16A	N/A	WG30	E125
FM-E6B97, A, B, C, D	FS11	N/A	N/A	FM-J2A16B	FS50	WG30	E125
FM-E6B98, A	FS11	N/A	N/A	FM-J2A16C	N/A	WG30	E125
FM-FK2A, FR3B	N/A	WG30	N/A	FM-J2A20	FS50	WG30	E125
FM-J1A2, 2S	FS50	WG30	E125	FM-J2A36, 37, 39, 39A, 39B	N/A	WG30	E125
FM-J1A7, 7A, 7B, 7C, 10, 10A, 10B	N/A	WG30	E125	FM-J2A42, 47	FS50	WG30	E125
FM-J1A10C, 10D	FS50	WG30	E125	FM-J2A47A, 50	N/A	WG30	E125
FM-J1A10E, 10F	N/A	WG30	E125	FM-J2A80	FS50	WG30	E125
FM-J1A10G	FS50	WG30	E125	FM-JB3	FS50	WG30	E125
FM-J1A13	N/A	WG30	E125	FM-J2B6, 6D, 6E, 6F	N/A	WG30	E125

FAIRBANKS-MORSE — Cont'd

For Magneto Model	Contact Set	Con-denser	Coil	For Magneto Model	Contact Set	Con-denser	Coil
FM-J2B7, 7A	FS50	WG30	E125	FM-JF2B86	FS50	WG30	E125
FM-J2B8	N/A	WG30	E125	FM-JFE2A30	N/A	WG30	E125
FM-J2B8A, 10	FS50	WG30	E125	FM-JFE2B7	FS50	WG30	E125
FM-J2B10A, 10B	N/A	WG30	E125	FM-JFE2B7B, 44	FS50	WG30	E125
FM-J2B10C, 13	FS50	WG30	E125	FM-JFE2B69	N/A	WG30	E125
FM-J2B13A	N/A	WG30	E125	FM-JFE2B69A, 69B, 69C	N/A	WG30	E125
FM-J2B14, 14A, 16	FS50	WG30	E125	FM-JFE2B86	FS50	WG30	E125
FM-J2B16A, 35, 36, 36A, 36B	N/A	WG30	E125	FM-JG4A44	FS50	WG30	E125
FM-J2B44	FS50	WG30	E125	FM-JH2B70, 70A, 70C	N/A	WG30	E125
FM-J2B68	N/A	WG30	E125	FM-JHE2B70	N/A	WG30	E125
FM-J2B78	FS50	WG30	E125	FM-JV4B7 Series	FS50	WG30	E125
FM-J4A2	N/A	WG30	E125	FM-JVE4B	FS50	WG30	N/A
FM-J4A3, 5	FS50	WG30	E125	FM-K4A3, 3A, 3B, 4, 5, 7, 8, 9, 11, 11A, 14A, 19, 19A, 23, 31, 36, 36A, 40, 41	N/A	WG30	N/A
FM-J4A6, 7	N/A	WG30	E125	FM-K4B3, 4, 4A, 19A, 23	N/A	WG30	N/A
FM-J4A7, 8, 9	FS50	WG30	E125	FM-K4CCW	N/A	WG30	N/A
FM-J4A10, 10A	N/A	WG30	E125	FM-K4CW	N/A	WG30	N/A
FM-J4A11	FS50	WG30	E125	FM-KVA, B	N/A	WG30	N/A
FM-J4A11A, 11B	N/A	WG30	E125	FM-LTG6B8B-2	FS11	N/A	N/A
FM-J4A12, 14	FS50	WG30	E125	FM-LTX6A8D, 6-AB Series	FS11	N/A	N/A
FM-J4A14A	N/A	WG30	E125	FM-LTX6B8A-1	FS11	N/A	N/A
FM-J4A14B, 14C, 16, 19, 19A, 19B, 19C	FS50	WG30	E125	FM-LX6B8B-1	FS11	N/A	N/A
FM-J4A23, 30	N/A	WG30	E125	FM-PE1B7, 7R, 7R-1	N/A	WG30	E125
FM-J4A30A, 30B, 44	FS50	WG30	E125	FM-W2A-87C, 87D	N/A	WG30	N/A
FM-J4A64	N/A	WG30	E125	FM-W2N87	N/A	WG30	N/A
FM-J4A73	FS50	WG30	E125	FM-W2P87A, 87B, 87C	N/A	WG30	N/A
FM-J4B3, 3A, 4, 4A, 5, 5A	FS50	WG30	E125	FM-WG2P87	N/A	WG30	N/A
FM-J4B6	N/A	WG30	E125	FM-X1-2B7, 7A, 44	FS11	WG30	N/A
FM-J4B8, 8A, 9, 9A, 9B, 9C, 10	FS50	WG30	E125	FM-X1-2B69, B	FS13	WG30	N/A
FM-J4B10B	N/A	WG30	E125	FM-X1A2	FS11	WG30	E125
FM-J4B11	FS50	WG30	E125	FM-X1A7, 7-1, 7C, 7E, 7F, 10, 10A, 10B	FS13	WG30	E125
FM-J4B11A, 11B	N/A	WG30	E125	FM-X1A10C, 10D	FS11	WG30	E125
FM-J4B11C, 11D, 13	FS50	WG30	E125	FM-X1A10E, 10F	FS13	WG30	E125
FM-J4B13A	N/A	WG30	E125	FM-X1A10G, 10H, 12	FS11	WG30	E125
FM-J4B14, 14A, 16, 16B, 16C, 16D, 16E, 16F	FS50	WG30	E125	FM-X1A13	FS13	WG30	E125
FM-J4B19	N/A	WG30	E125	FM-X1A13A, 15, 19, 19A, 20, 20B, 21, 21S, 29, 29A, 33, 36, 37	FS11	WG30	E125
FM-J4B19A, 19B, 19C, 23, 73, 74, 86	FS50	WG30	E125	FM-X1A37A	FS13	WG30	E125
FM-JE1-2B69, 69A, 69B, 69C, 69D	N/A	WG30	N/A	FM-X1A38	FS11	WG30	E125
FM-JE1A7, 7A, 7B, 7C, 7D, 7E	N/A	WG30	E125	FM-X1A39, 39A	FS13	WG30	E125
FM-JE1A10, 81	FS50	WG30	E125	FM-X1A42	FS11	WG30	E125
FM-JE1B2, 2A	FS50	WG30	E125	FM-X1A43	FS13	WG30	E125
FM-JE1B7, 7A, 7B, 7C, 7D	FS50	WG30	E125	FM-X1A43A	FS11	WG30	E125
FM-JE1B7E	FS50	WG30	E125	FM-X1A47	FS13	WG30	E125
FM-JE1B7F, 7G, 7H, 7J	FS50	WG30	E125	FM-X1A50, 51	FS11	WG30	E125
FM-JE1B70	N/A	WG30	E125	FM-X1A52	FS13	WG30	E125
FM-JE1B76	FS50	WG30	E125	FM-X1A52A, 52B	FS11	WG30	E125
FM-JE1B88	N/A	WG30	E125	FM-X1A56	FS13	WG30	E125
FM-JE1B88A, 88C	FS50	WG30	E125	FM-X1A59	FS11	WG30	E125
FM-JE2B13	FS50	WG30	E125	FM-X1A60	FS13	WG30	E125
FM-JE2B84	N/A	WG30	E125	FM-X1A79, 79B, 81	FS11	WG30	E125
FM-JE4A7 Series	FS50	WG30	E125	FM-X1A95, 95A	FS11	WG30	E125
FM-JE4B10	N/A	WG30	E125	FM-X1B2, 2A	FS11	WG30	E125
FM-JE4B16 Series	FS50	WG30	E125	FM-X1B2B	FS13	WG30	E125
FM-JF2A2	N/A	WG30	E125	FM-X1B2C	FS11	WG30	E125
FM-JF2A10, 10A	FS50	WG30	E125	FM-X1B2D	FS13	WG30	E125
FM-JF2A10B	N/A	WG30	E125	FM-X1B2E	FS11	WG30	E125
FM-JF2A10C, 12, 13, 19	FS50	WG30	E125	FM-X1B2G	FS13	WG30	E125
FM-JF2A19A	N/A	WG30	E125	FM-X1B7, 7B, 7C, 7E, 7E-1, 7E-2, 7F, 7J, 7L, 11, 11A, 12, 13	FS11	WG30	E125
FM-JF2A19B	FS50	WG30	E125	FM-X1B13A	FS13	WG30	E125
FM-JF2A19C	N/A	WG30	E125	FM-X1B13B, 15	FS11	WG30	E125
FM-JF2A30	FS50	WG30	E125	FM-X1B26	FS13	WG30	E125
FM-JF2A30A, 31	N/A	WG30	E125	FM-X1B75, 78, 90	FS11	WG30	E125
FM-JF2A31A	FS50	WG30	E125	FM-X1B93, 103, 103A	FS13	WG30	E125
FM-JF2A39	N/A	WG30	E125				
FM-JF2B7, 12, 19B	FS50	WG30	E125				
FM-JF2B19C, 69A	N/A	WG30	E125				

FAIRBANKS-MORSE — Cont'd

For Magneto Model	Contact Set	Con-denser	Coil	For Magneto Model	Contact Set	Con-denser	Coil
FM-X2	FS11	WG30	N/A	FM-XD1B7T	N/A	WG30	E125
FM-X2A6, 6A, 6B	FS13	WG30	E125	FM-XD1B7U, U-1, U-2, U-3, U-4	FS11	WG30	E125
FM-X2A7	FS13	WG30	E125	FM-XDE1B7D Series	FS11	WG30	E125
FM-X2A13	FS11	WG30	E125	FM-XDE2B14, 14A	FS13	WG30	E125
FM-X2A13A	FS13	WG30	E125	FM-XDE2B71	FS11	WG30	E125
FM-X2A16, 16B	FS11	WG30	E125	FM-XE12B7, 7A, 7C, 44	FS11	WG30	N/A
FM-X2A16C	FS13	WG30	E125	FM-XE12B69	FS13	WG30	N/A
FM-X2A20	FS11	WG30	E125	FM-XE1A7, 7A, 7B, 7C, 7D, 7E, 7F	FS13	WG30	E125
FM-X2A36, 37, 39, 39A, 39B	FS13	WG30	E125	FM-XE1A21	FS11	WG30	E125
FM-X2A42, 47	FS11	WG30	E125	FM-XE1A95A	FS11	WG30	E125
FM-X2A47A, 50	FS13	WG30	E125	FM-XE1B2	FS11	WG30	E125
FM-X2A64, 64A, 80	FS11	WG30	E125	FM-XE1B7, 7A, 7B, 7D, 7F, 7G, 7H, 7N, 76	FS11	WG30	E125
FM-X2B3	FS11	WG30	E125	FM-XE1B88	FS13	WG30	E125
FM-X2B6, 6D, 6E, 6F	FS13	WG30	E125	FM-XE1B88A, 93	FS11	WG30	E125
FM-X2B6G, 7, 7A, 13	FS11	WG30	E125	FM-XE2B7, 7A, 7D, 30	FS11	WG30	E125
FM-X2B13A	FS13	WG30	E125	FM-XE4	FS11	WG30	N/A
FM-X2B14, 14A	FS11	WG30	E125	FM-XE4A7, 7A, 8, 8A, 8B	FS11	WG30	E125
FM-X2B14B	FS13	WG30	E125	FM-XE4A10	N/A	WG30	E125
FM-X2B16	FS11	WG30	E125	FM-XE4A14, 14A, 14B, 14C, 14D, 14F	FS11	WG30	E125
FM-X2B36, 36A, 36B	FS13	WG30	E125	FM-XE4A14G	N/A	WG30	E125
FM-X2C	FS11	WG30	N/A	FM-XE4A14H	FS13	WG30	E125
FM-X4	FS11	WG30	N/A	FM-XE4A14J, 14K, 14L	FS11	WG30	E125
FM-X4A2	FS13	WG30	E125	FM-XE4A26, 30, 30A, 30B, 44, 44A, 44B, 44D, 94, 94A	FS11	WG30	E125
FM-X4A3, 5	FS11	WG30	E125	FM-XE4B3, 4, 4A, 5A, 7, 8	FS11	WG30	E125
FM-X4A6, 7	FS13	WG30	E125	FM-XE4B8A	FS13	WG30	E125
FM-X4A7A, 7B, 8, 8A, 9	FS11	WG30	E125	FM-XE4B8B, 8C, 8D, 8E	FS11	WG30	E125
FM-X4A10	FS13	WG30	E125	FM-XE4B8F	N/A	WG30	E125
FM-X4A10A	FS11	WG30	E125	FM-XE4B11	FS11	WG30	E125
FM-X4A10B	FS13	WG30	E125	FM-XE4B11A, 11B	FS13	WG30	E125
FM-X4A11	FS11	WG30	E125	FM-XE4B11C	FS11	WG30	E125
FM-X4A11A, 11B	FS13	WG30	E125	FM-XE4B11D, 11E, 11F	FS13	WG30	E125
FM-X4A14	FS11	WG30	E125	FM-XE4B11G, 11H, 11J, 13, 14	FS11	WG30	E125
FM-X4A14A	FS13	WG30	E125	FM-XE4B14A	FS11	N/A	E125
FM-X4A14B	FS11	WG30	E125	FM-XE4B14B, 14C, 14F, 16, 16A, 16B, 16C, 16E, 16F, 16G, 16J, 16M, 16M-1, 16P	FS11	WG30	E125
FM-X4A14D	FS13	WG30	E125	FM-XE4B16Q	FS11	N/A	E125
FM-X4A16, 17, 19, 19A	FS11	WG30	E125	FM-XE4B16R	FS11	WG30	E125
FM-X4A19B	FS13	WG30	E125	FM-XE4B16V	FS11	N/A	E125
FM-X4A19C	FS11	WG30	E125	FM-XE4B16W	N/A	WG30	E125
FM-X4A23, 30	FS13	WG30	E125	FM-XE4B16Y, 17, 17A, 17B, 17C, 17D, 19A, 26, 44, 44A, 73	FS11	WG30	E125
FM-X4A30A, 30B, 44, 44A, 73	FS11	WG30	E125	FM-XE4B73A	N/A	WG30	E125
FM-X4B3, 3A, 3B, 4, 4A, 5, 5A, 5B	FS11	WG30	E125	FM-XE4B74, 86, 89	FS11	WG30	E125
FM-X4B5C, 6	FS13	WG30	E125	FM-XF2, C, G	FS11	WG30	N/A
FM-X4B7, 7A, 7B, 7C, 8, 8A, 8B, 8C, 8D, 8E, 9, 9A, 9B, 9C, 10	FS11	WG30	E125	FM-XF2A2	FS13	WG30	E125
FM-X4B10B, 10C	FS13	WG30	E125	FM-XF2A12, 13, 19	FS11	WG30	E125
FM-X4B11	FS11	WG30	E125	FM-XF2A19A	FS13	WG30	E125
FM-X4B11A, 11B	FS13	WG30	E125	FM-XF2A19B	FS11	WG30	E125
FM-X4B11C, 11D	FS11	WG30	E125	FM-XF2A19C	FS13	WG30	E125
FM-X4B11E	FS13	WG30	E125	FM-XF2A30	FS11	WG30	E125
FM-X4B13	FS11	WG30	E125	FM-XF2A30A	FS13	WG30	E125
FM-X4B13A	FS13	WG30	E125	FM-XF2A30B	FS11	WG30	E125
FM-X4B14, 14A, 14B, 14C, 14D, 16, 16A, 16B, 16C	FS11	WG30	E125	FM-XF2A39	FS13	WG30	E125
FM-X4B16D	FS11	WG30	E125	FM-XF2B7, 12, 19, 19B	FS11	WG30	E125
FM-X4B16E, 16F, 16G, 16K, 16R, 16S, 16T, 16LL, 16V, 17C, 17D	FS13	WG30	E125	FM-XF2B19C	FS13	WG30	E125
FM-X4B19	FS13	WG30	E125	FM-XF2B36, 36A	FS11	WG30	E125
FM-X4B19A, 19B, 19C	FS11	WG30	E125	FM-XF2B36B, 36C	FS13	WG30	E125
FM-X4B23	FS13	WG30	E125	FM-XF2B36D, 36E, 36F	FS11	WG30	E125
FM-X4B44A, 45A, 64, 73, 74, 86	FS11	WG30	E125	FM-XF2B36G, 36H, 69A	FS13	WG30	E125
FM-X4C	FS13	WG30	N/A	FM-XF2B86	FS11	WG30	E125
FM-X4CCW	FS13	WG30	N/A	FM-XFE2B7, 7A, 7B, 7C	FS11	WG30	E125
FM-X4CW	FS11	WG30	N/A	FM-XFE2B69, 69A, 69C	FS13	WG30	E125
FM-XC1B7 Series	FS11	WG30	E125	FM-XFE2B86, 86A, 89	FS11	WG30	E125
FM-XCE1B7F Series	FS11	WG30	E125	FM-XF2B102, 102A	FS11	WG30	E125
FM-XD1B7, 7B, 7C, 7D, 7K	FS11	WG30	E125				
FM-XD1B7R, R-1	FS13	WG30	E125				
FM-XD1B7S, S-1, S-2, S-3, S-4	FS11	WG30	E125				

FAIRBANKS-MORSE — Cont'd

For Magneto Model	Contact Set	Con- denser	Coil	For Magneto Model	Contact Set	Con- denser	Coil
FM-XO2B7, 7A, 7D.....	FS11	WG30	E125	FM-XR4B11, 16C, 19.....	FS11	WG30	N/A
FM-XOR4.....	FS11	WG30	N/A	FM-XR4C.....	FS13	WG30	N/A
FM-XOR4A.....	FS13	WG30	N/A	FM-XR4CW.....	FS11	WG30	N/A
FM-XOR4A2.....	FS11	WG30	N/A	FM-XR6.....	FS11	WG30	N/A
FM-XOR4A2A, 2C.....	FS13	WG30	N/A	FM-XR6A.....	FS11	WG30	N/A
FM-XOR4A3, 3A, 4.....	FS11	WG30	N/A	FM-XR6A2.....	FS11	WG30	N/A
FM-XOR4A4.....	FS13	WG30	N/A	FM-XR6A2A.....	FS13	WG30	N/A
FM-XOR4A4B.....	FS11	WG30	N/A	FM-XR6A3, 7, 8.....	FS11	WG30	N/A
FM-XOR4A4C.....	FS13	WG30	N/A	FM-XR6A8A.....	FS13	WG30	N/A
FM-XOR4A8.....	FS11	WG30	N/A	FM-XR6A10.....	FS11	WG30	N/A
FM-XOR4A8C.....	FS13	WG30	N/A	FM-XR6A10A, 14, 14A, 14B.....	FS13	WG30	N/A
FM-XOR4A10.....	FS11	WG30	N/A	FM-XR6A16, 16A, 17.....	FS11	WG30	N/A
FM-XOR4A10A, 14, 14C.....	FS13	N/A	N/A	FM-XR6A27, 30.....	FS13	WG30	N/A
FM-XOR4A16, 16A, 17.....	FS11	WG30	N/A	FM-XR6A41.....	FS11	WG30	N/A
FM-XOR4A24A.....	FS13	WG30	N/A	FM-XR6A48A.....	FS13	WG30	N/A
FM-XOR4A36.....	FS11	WG30	N/A	FM-XR6A61A, 67.....	FS11	WG30	N/A
FM-XOR4B3.....	FS13	WG30	N/A	FM-XR6B3, 4.....	FS11	WG30	N/A
FM-XOR4B3A, 3B.....	FS11	WG30	N/A	FM-XR6B10B, 10F.....	FS13	WG30	N/A
FM-XOR4B3C.....	FS13	WG30	N/A	FM-XR6B16, B.....	FS11	WG30	N/A
FM-XOR4B3D, 4, 4A, 4B, 4C, 8, 10, 11.....	FS11	WG30	N/A	FM-XR6B16F, 16G, 16J, 16K, 16M, 23, 44.....	FS11	WG30	N/A
FM-XOR4B11A.....	FS13	WG30	N/A	FM-XR6C.....	FS13	WG30	N/A
FM-XOR4B16, 16A, 16B.....	FS11	WG30	N/A	FM-XR6CCW.....	FS13	WG30	N/A
FM-XOR4B17.....	FS11	WG30	N/A	FM-XR6CW.....	FS11	WG30	N/A
FM-XOR4B19.....	FS11	WG30	N/A	FM-XV4B7, 7A, 7B, 7C, 7D, 70A, 70C.....	FS11	WG30	E125
FM-XOR4B23.....	FS11	WG30	N/A	FM-XVB70D, 70E, 70F.....	FS11	WG30	N/A
FM-XOR4C.....	FS13	WG30	N/A	FM-XV4C8.....	FS13	WG30	E125
FM-XORCCW.....	FS13	WG30	N/A	FM-XV4C16.....	FS11	WG30	N/A
FM-XORCW.....	FS13	WG30	N/A	FM-XV4C19.....	FS13	WG30	E125
FM-XOR6.....	FS11	WG30	N/A	FM-XV4C19A.....	FS11	WG30	E125
FM-XOR6A2, 2A.....	FS13	WG30	N/A	FM-XV4C19B.....	FS13	WG30	E125
FM-XOR6A3, 3A, 4.....	FS11	WG30	N/A	FM-XV4C19C.....	FS13	N/A	N/A
FM-XOR6A4A.....	FS13	WG30	N/A	FM-XV4C69.....	FS11	WG30	E125
FM-XOR6A4B, 7.....	FS11	WG30	N/A	FM-XV4C69A.....	FS11	N/A	N/A
FM-XOR6A8, 8A, 8C, 10.....	FS13	WG30	N/A	FM-XV4C73.....	FS11	WG30	E125
FM-XOR6A14, 14A, 14B.....	FS11	WG30	N/A	FM-XV4C73A, 73B.....	FS13	WG30	E125
FM-XOR6A14D.....	FS13	WG30	N/A	FM-XV4C94A.....	FS11	WG30	N/A
FM-XOR6A14E, 16, 16A, 17, 17B.....	FS11	WG30	N/A	FM-XV6A11.....	FS11	N/A	N/A
FM-XOR6A24A, 24C, 26.....	FS13	WG30	N/A	FM-XVE2B69.....	FS13	WG30	N/A
FM-XOR6A34A.....	FS11	WG30	N/A	FM-XVE41B91, 91A, 107.....	FS11	WG30	E125
FM-XOR6A40, 42A.....	FS13	WG30	N/A	FM-XVE4B7, 7A, 7C, 7E, 7F, 7G, 7J, 89.....	FS11	WG30	E125
FM-XOR6A61A.....	FS11	WG30	N/A	FM-XVE4C19.....	FS13	N/A	N/A
FM-XOR6B.....	FS11	WG30	N/A	FM-XVE4C19A.....	FS11	N/A	N/A
FM-XOR6B3, 3A, 4, 4A, 4B, 4C, 8, 8A.....	FS11	WG30	N/A	FM-XVE4C19B, 19C.....	FS13	N/A	N/A
FM-XOR6B8B.....	FS13	WG30	N/A	FM-XVE4C44.....	FS13	WG30	E125
FM-XOR6B8C, 8D.....	FS11	WG30	N/A	FM-XVE4C69.....	FS11	WG30	E125
FM-XOR6B8E.....	FS13	WG30	N/A	FM-XVE4C69A.....	FS11	N/A	N/A
FM-XOR6B10.....	FS11	WG30	N/A	FM-XVE4C73.....	FS11	WG30	E125
FM-XOR6B10A, 10B, 10C.....	FS13	WG30	N/A	FM-XVE4C73A.....	FS13	WG30	E125
FM-XOR6B14, 16, 16A, 16B, 16C, 16F, 16H, 16J, 16L, 23.....	FS11	WG30	N/A	FM-XVE4C73B.....	FS13	WG30	N/A
FM-XOR6C.....	FS13	WG30	N/A	FM-XVE4C94, 94A, 100.....	FS11	N/A	E125
FM-XOR6CCW.....	FS13	WG30	N/A	FM-XY1B19.....	FS11	WG30	E125
FM-XOR6CW.....	FS13	WG30	N/A	FM-XY2B19.....	FS11	WG30	N/A
FM-XR4.....	FS11	WG30	N/A	FM-XY4B16G.....	FS11	WG30	E125
FM-XR4A.....	FS11	WG30	N/A	FM-XY6B16.....	FS11	WG30	N/A
FM-XR4A3, 3A, 3B, 4.....	FS11	WG30	N/A	FM-XYE12B69.....	FS13	WG30	N/A
FM-XR4A4A.....	FS13	WG30	N/A	FM-XYE1B88F.....	FS11	WG30	E125
FM-XR4A8, 10.....	FS11	WG30	N/A	FM-XYE4A94, 94A.....	FS11	WG30	E125
FM-XR4A10A, 14.....	FS13	WG30	N/A	FM-XYE4B8F, 16H, 16K, 16L.....	FS11	WG30	E125
FM-XR4A14A, 17, 23.....	FS11	WG30	N/A	FM-XZ4B14A, 14C, 16B, 16C, 16K, 16R.....	FS11	WG30	N/A
FM-XR4A64.....	FS13	WG30	N/A	FM-XZE4A7A, 16B, 16F, 16F-1, 16K, 16S.....	FS11	WG30	N/A
FM-XR4B.....	FS11	WG30	N/A	FM-XZE4B16Z.....	FS11	WG30	E125
FM-XR4B3, 3A.....	FS11	WG30	N/A	FM-YOR4B4.....	FS11	WG30	N/A
FM-XR4B3B.....	FS13	WG30	N/A	FM-YOR4B4A.....	FS11	WG30	N/A
FM-XR4B4, 4A, 9C.....	FS11	WG30	N/A				
FM-XR4B10.....	FS13	WG30	N/A				

MAGNETOS

FAIRBANKS-MORSE — Cont'd

For Magneto Model	Contact Set	Con-denser	Coil	For Magneto Model	Contact Set	Con-denser	Coil
FM-YOR6A3	FS11	WG30	N/A	FM-ZV4C7	FS11	WG30	N/A
FM-YOR6A3A	FS11	WG30	N/A	FM-ZV4C73A, B	FS13	WG30	N/A
FM-Z12B7	FS11	N/A	N/A	FM-ZVE2B69	FS11	WG30	N/A
FM-Z1B28	FS11	N/A	E125	FM-ZVE41B2	FS11	N/A	N/A
FM-Z22B63, 63B	FS13	WG30	N/A	FM-ZVE4B7	FS11	N/A	N/A
FM-Z22C63	FS13	WG30	N/A	FM-ZVE4B7G	FS11	WG30	N/A
FM-Z4A4	FS11	WG30	N/A	FM-ZVE4B44	FS11	WG30	N/A
FM-Z4B3	FS13	WG30	N/A	FM-ZVE4C19	FS13	N/A	N/A
FM-Z4B3A	FS11	WG30	N/A	FM-ZVEC19A	FS11	N/A	N/A
FM-Z6A3A	FS11	WG30	N/A	FM-ZVE4C19B, C	FS13	N/A	N/A
FM-Z6A8D	FS11	WG30	N/A	FM-ZVE4C44	FS13	N/A	N/A
FM-Z6A10	FS13	WG30	N/A	FM-ZVE4C44A	FS13	WG30	N/A
FM-Z6A14, 17	FS11	WG30	N/A	FM-ZVE4C69	FS11	WG30	N/A
FM-Z6B8E, 8F, 8G	FS13	WG30	N/A	FM-ZVE4C69A	FS11	WG30	N/A
FM-Z6B16A, 16B, 16C, 16J	FS11	WG30	N/A	FM-ZVE4C73	FS11	N/A	N/A
FM-ZD1B7R	FS13	WG30	E125	FM-ZVE4C73A, B	FS13	N/A	N/A
FM-ZE6A, 6B	FS13	N/A	N/A	FM-ZVE4C73A1	FS13	WG30	N/A
FM-ZU4BZ	FS11	WG30	N/A	FM-ZVE4C94	FS11	N/A	N/A
FM-ZV4	FS11	WG30	N/A	FM-ZVE4C100	FS11	N/A	N/A
FM-ZV4B7	FS11	WG30	N/A				

PARTS FOR INTERNATIONAL MAGNETOS

For Magneto Model	Contact Set	Con-denser	Cap	Rotor	Coil	For Magneto Model	Contact Set	Con-denser	Cap	Rotor	Coil
F4	HS5	HG2	N/A	N/A	E108	H4	HS3	HG2	HC3	HR3	E108
F6	HS5	HG2	N/A	N/A	E108	J4	HS4	HG5	HC2	N/A	N/A

PARTS FOR WICO MAGNETOS

(XH, XV Series)

For Magneto Model	Contact Set	Con-denser	Cap	Rotor	For Magneto Model	Contact Set	Con-denser	Cap	Rotor
A, AH	WS51	N/A	N/A	N/A	XH-113	WS13	WG1	N/A	N/A
C	WS51	N/A	N/A	N/A	XH-115B, 115C	WS13	N/A	N/A	N/A
J, JEM	WS51	N/A	N/A	N/A	XH-131B	WS13	N/A	N/A	N/A
X-184	WS13	WG1	N/A	N/A	XH-139	WS13	WG1	N/A	N/A
XB-400	WS13	WG18	N/A	N/A	XH-145B, 145C	WS13	N/A	N/A	N/A
XB-4000	WS13	WG18	N/A	N/A	XH-150B, 150C	WS13	N/A	N/A	N/A
XB-4001L	WS13	WG18	N/A	N/A	XH-156	WS13	WG1	N/A	N/A
XB-4010	WS13	WG18	N/A	N/A	XH-157B	WS13	N/A	N/A	N/A
XB-4011	WS13	WG18	N/A	N/A	XH-169	WS13	WG1	N/A	N/A
XB-4013	WS13	WG18	N/A	N/A	XH-175	WS13	WG1	N/A	N/A
XB-4015	WS13	WG18	N/A	N/A	XH-184	WS13	WG1	N/A	N/A
XB-4018	WS13	WG18	N/A	N/A	XH-192	WS13	N/A	N/A	N/A
XB-4023	WS13	WG18	N/A	N/A	XH-212	WS13	N/A	N/A	N/A
XB-4100	WS13	WG18	N/A	N/A	XH-241	WS13	WG1	N/A	N/A
XH-10B	WS13	N/A	N/A	N/A	XH-246	WS13	N/A	N/A	N/A
XH-11	WS13	WG1	N/A	N/A	XH-257	WS13	WG1	N/A	N/A
XH-16	WS13	WG1	N/A	N/A	XH-261	WS13	WG1	N/A	N/A
XH-17	WS13	WG1	N/A	N/A	XH-264	WS13	WG1	N/A	N/A
XH-19	WS13	WG1	N/A	N/A	XH-274B	WS13	N/A	N/A	N/A
XH-19B, 19C	WS13	N/A	N/A	N/A	XH-305B	WS13	N/A	N/A	N/A
XH-20	WS13	WG1	N/A	N/A	XH-307B	WS13	N/A	N/A	N/A
XH-22	WS13	WG1	N/A	N/A	XH-404	WS13	WG1	N/A	N/A
XH-23	WS13	WG1	N/A	N/A	XH-414	WS13	WG1	N/A	N/A
XH-29B	WS13	N/A	N/A	N/A	XH-438	WS13	WG1	N/A	N/A
XH-32	WS13	WG1	N/A	N/A	XH-456	WS13	WG1	N/A	N/A
XH-41	WS13	WG1	N/A	N/A	XH-457	WS13	WG1	N/A	N/A
XH-79B	WS13	N/A	N/A	N/A	XH-469	WS13	WG1	N/A	N/A
XH-81	WS13	WG1	N/A	N/A	XH-473	WS13	WG1	N/A	N/A

WICO — Cont'd

For Magneto Model	Contact Set	Con- denser	Cap	Rotor	For Magneto Model	Contact Set	Con- denser	Cap	Rotor
XH-477	WS13	WG1	N/A	N/A	XH-1300	WS13	WG1	N/A	N/A
XH-494	WS13	WG1	N/A	N/A	XH-1325	WS13	WG1	N/A	N/A
XH-514	WS13	WG1	N/A	N/A	XH-1341	WS13	WG1	N/A	N/A
XH-520	WS13	WG1	N/A	N/A	XH-1343	WS13	WG1	WC2	N/A
XH-522	WS13	WG1	N/A	N/A	XH-1343B	WS13	N/A	WC2	N/A
XH-524	WS13	WG1	N/A	N/A	XH-1344	WS13	WG1	N/A	N/A
XH-556B, 556C	WS13	N/A	N/A	N/A	XHD-1350	WS13	N/A	N/A	N/A
XH-557B, 557C	WS13	N/A	N/A	N/A	XH-1354	WS13	WG1	N/A	N/A
XH-564	WS13	WG1	N/A	N/A	XHD-1379	WS13	N/A	N/A	N/A
XH-565	WS13	WG1	N/A	N/A	XH-1449	WS13	WG1	N/A	N/A
XH-623	WS13	WG1	N/A	N/A	XH-1454	WS13	WG1	N/A	N/A
XH-631	WS13	WG1	N/A	N/A	XH-1515	WS13	WG1	N/A	N/A
XH-633	WS13	WG1	N/A	N/A	XHD-1524	WS13	N/A	N/A	N/A
XH-635	WS13	WG1	N/A	N/A	XH-1535	WS13	WG1	N/A	N/A
XH-636	WS13	WG1	N/A	N/A	XHD-1541	WS13	N/A	N/A	N/A
XHD-685	WS13	N/A	N/A	N/A	XH-1572	WS13	WG1	N/A	N/A
XH-731	WS13	WG1	N/A	N/A	XH-1593	WS13	WG1	N/A	N/A
XH-732	WS13	WG1	N/A	N/A	XH-1604	WS13	WG1	N/A	N/A
XH-733	WS13	WG1	N/A	N/A	XH-1648	WS13	WG1	N/A	N/A
XH-734	WS13	WG1	N/A	N/A	XH-1686	WS13	WG1	N/A	N/A
XH-787B	WS13	N/A	N/A	N/A	XH-1714	WS13	WG1	N/A	N/A
XH-791B, 791C	WS13	N/A	N/A	N/A	XHD-1715	WS13	N/A	N/A	N/A
XH-870	WS13	WG1	N/A	N/A	XH-1733	WS13	WG1	N/A	N/A
XH-873	WS13	WG1	N/A	N/A	XH-1748	WS13	WG1	N/A	N/A
XH-887	WS13	WG1	N/A	N/A	XH-1769	WS13	WG1	N/A	N/A
XH-894	WS13	WG1	N/A	N/A	XHD-1784	WS13	N/A	N/A	N/A
XH-909	WS13	WG1	N/A	N/A	XHD-1785	WS13	N/A	N/A	N/A
XHD-919	WS13	N/A	N/A	N/A	XH-1806	WS13	WG1	N/A	N/A
XH-926	WS13	WG1	N/A	N/A	XH-1831	WS13	WG1	N/A	N/A
XH-936B	WS13	N/A	N/A	N/A	XHD-1835	WS13	N/A	N/A	N/A
XH-951B	WS13	N/A	N/A	N/A	XH-1869	WS13	WG1	N/A	N/A
XH-960	WS13	WG1	N/A	N/A	XH-1886	WS13	WG1	N/A	N/A
XH-962	WS13	WG1	N/A	N/A	XH-1906	WS13	WG1	N/A	N/A
XH-970	WS13	WG1	N/A	N/A	XH-1907	WS13	WG1	N/A	N/A
XH-973B	WS13	N/A	N/A	N/A	XH-1908	WS13	WG1	N/A	N/A
XH-977	WS13	WG1	N/A	N/A	XH-1909	WS13	WG1	N/A	N/A
XH-980	WS13	WG1	N/A	N/A	XH-1916	WS13	WG1	N/A	N/A
XH-1007	WS13	WG1	N/A	N/A	XH-1917	WS13	WG1	WC2	N/A
XH-1022	WS13	WG1	N/A	N/A	XH-1921	WS13	WG1	N/A	N/A
XH-1023	WS13	WG1	N/A	N/A	XH-1950	WS13	WG1	N/A	N/A
XH-1042	WS13	WG1	N/A	N/A	XH-1951	WS13	WG1	N/A	N/A
XH-1053	WS13	WG1	N/A	N/A	XH-1961, B, C	WS13	N/A	N/A	N/A
XH-1059	WS13	WG1	N/A	N/A	XHD-1992	WS13	N/A	N/A	N/A
XH-1072, B, C	WS13	N/A	N/A	N/A	XH-1993	WS13	WG1	N/A	N/A
XH-1088	WS13	WG1	N/A	N/A	XH-1994	WS13	WG1	WC2	N/A
XH-1113	WS13	WG1	N/A	N/A	XH-1995, B	WS13	N/A	N/A	N/A
XH-1128	WS13	WG1	N/A	N/A	XH-2002	WS13	WG1	N/A	N/A
XH-1131	WS13	WG1	N/A	N/A	XH-2006	WS13	WG1	N/A	N/A
XHD-1136	WS13	N/A	N/A	N/A	XH-2012	WS13	WG1	N/A	N/A
XH-1137	WS13	WG1	N/A	N/A	XH-2017, B	WS13	N/A	N/A	N/A
XH-1140	WS13	WG1	N/A	N/A	XH-2023	WS13	WG1	N/A	N/A
XH-1141B	WS13	N/A	N/A	N/A	XH-2043	WS13	WG1	N/A	N/A
XH-1142	WS13	WG1	N/A	N/A	XH-2049, B	WS13	N/A	N/A	N/A
XH-1163	WS13	WG1	N/A	N/A	XH-2059	WS13	WG1	N/A	N/A
XH-1166	WS13	WG1	N/A	N/A	XH-2059B, C	WS13	N/A	N/A	N/A
XH-1180	WS13	WG1	N/A	N/A	XH-2062, B	WS13	N/A	N/A	N/A
XH-1215	WS13	WG1	N/A	N/A	XH-2075	WS13	WG1	N/A	N/A
XH-1222	WS13	WG1	N/A	N/A	XHD-2079	WS13	N/A	N/A	N/A
XH-1261	WS13	WG1	N/A	N/A	XHD-2080	WS13	N/A	N/A	N/A
XH-1263	WS13	WG1	N/A	N/A	XH-2081	WS13	WG1	N/A	N/A
XH-1277B	WS13	N/A	N/A	N/A	XH-2081B	WS13	N/A	N/A	N/A
XH-1280	WS13	WG1	N/A	N/A	XH-2092	WS13	WG1	N/A	N/A
XH-1292	WS13	WG1	N/A	N/A	XH-2098	WS13	WG1	N/A	N/A
XH-1295B	WS13	WG1	N/A	N/A	XH-2108	WS13	WG1	N/A	N/A
XH-1295C	WS13	N/A	N/A	N/A	XH-2113	WS13	WG1	N/A	N/A
XH-1295D	WS13	N/A	N/A	N/A	XH-2114	WS13	WG1	N/A	N/A
XH-1295Y	WS13	WG1	N/A	N/A	XH-2115	WS13	WG1	N/A	N/A
XH-1297B	WS13	N/A	N/A	N/A	XH-2116	WS13	N/A	N/A	N/A

WICO — Cont'd

For Magneto Model	Contact Set	Con-denser	Cap	Rotor	For Magneto Model	Contact Set	Con-denser	Cap	Rotor
XHD-2134	WS13	N/A	N/A	N/A	XV-1367, B	WS13	WG1	N/A	N/A
XH-2138	WS13	WG1	N/A	N/A	XV-1419, B	WS13	WG1	N/A	N/A
XH-2148	WS13	WG1	N/A	N/A	XV-1428, B	WS13	WG1	N/A	N/A
XH-2164	WS13	N/A	N/A	N/A	XV-1458, B	WS13	WG1	N/A	N/A
XH-2168	WS13	WG1	N/A	N/A	XV-1460	WS13	WG1	WC2	N/A
XH-2175	WS13	WG1	N/A	N/A	XV-1509	WS13	WG1	WC2	N/A
XHD-2192, B	WS13	N/A	N/A	N/A	XV-1539, B	WS13	WG1	N/A	N/A
XH-2207	WS13	WG1	N/A	N/A	XV-1552	WS13	WG1	WC2	N/A
XH-2208	WS13	WG1	N/A	N/A	XV-1591, B	WS13	WG1	N/A	N/A
XHD-2213	WS13	N/A	N/A	N/A	XV-1620, B	WS13	WG1	N/A	N/A
XHD-2214	WS13	N/A	N/A	N/A	XV-1666	WS13	WG1	WC2	N/A
XH-2239	WS13	WG1	N/A	N/A	XV-1728	WS13	WG1	WC2	N/A
XH-2256, 56B	WS13	N/A	N/A	N/A	XV-1764, B	WS13	WG1	N/A	N/A
XHD-2263	WS13	N/A	N/A	N/A	XV-1794, B	WS13	WG1	N/A	N/A
XH-2279	WS13	WG1	N/A	N/A	XV-1813	WS13	WG1	WC2	N/A
XH-2286	WS13	WG1	N/A	N/A	XV-1831	WS13	WG1	N/A	N/A
XH-2289	WS13	N/A	N/A	N/A	XV-1844	WS13	WG1	WC2	N/A
XHD-2291	WS13	N/A	N/A	N/A	XV-1845	WS13	WG1	WC2	N/A
XHD-2301	WS13	N/A	N/A	N/A	XV-1846	WS13	WG1	WC2	N/A
XH-2302	WS13	WG1	N/A	N/A	XV-1847, B	WS13	WG1	N/A	N/A
XHD-2358	WS13	N/A	N/A	N/A	XV-1857	WS13	WG1	WC2	N/A
XH-2373	WS13	N/A	N/A	N/A	XVD-1865, B, C	WS13	WG1	WC2	N/A
XH-2392	WS13	WG1	N/A	N/A	XV-1868	WS13	WG1	N/A	N/A
XH-2403B	WS13	N/A	N/A	N/A	XV-1873	WS13	WG1	WC2	N/A
XH-2412	WS13	N/A	N/A	N/A	XV-1879, B	WS13	WG1	N/A	N/A
XH-2414	WS13	N/A	N/A	N/A	XV-1884, B	WS13	WG1	N/A	N/A
XH-2450B	WS13	WG1	N/A	N/A	XV-1885	WS13	WG1	WC2	N/A
XH-2477B	WS13	N/A	N/A	N/A	XV-1888, B	WS13	WG1	N/A	N/A
XH-2485	WS13	N/A	N/A	N/A	XV-1914	WS13	WG1	WC2	N/A
XH-2497	WS13	N/A	N/A	N/A	XV-1922, B	WS13	WG1	N/A	N/A
XH-2500	WS13	WG1	N/A	N/A	XV-1924, B	WS13	WG1	N/A	N/A
XH-2504	WS13	N/A	N/A	N/A	XV-1949, B, C	WS13	WG1	N/A	N/A
XHD-2520	WS13	N/A	N/A	N/A	XV-1954, B	WS13	WG1	N/A	N/A
XH-2522B	WS13	WG1	N/A	N/A	XVD-1956	WS13	WG1	WC2	N/A
XH-2523	WS13	N/A	N/A	N/A	XV-1964	WS13	WG1	WC2	N/A
XH-2525	WS13	N/A	N/A	N/A	XV-1966	WS13	WG1	WC2	N/A
XH-2531	WS13	N/A	N/A	N/A	XV-1972	WS13	WG1	N/A	N/A
XH-2531B	WS13	N/A	N/A	N/A	XV-1978, B	WS13	WG1	N/A	N/A
XH-2533	WS13	N/A	N/A	N/A	XV-1979, B	WS13	WG1	N/A	N/A
XH-2541C	WS13	WG1	N/A	N/A	XV-1984, B	WS13	WG1	N/A	N/A
XH-2593	WS13	N/A	N/A	N/A	XV-1988, B	WS13	WG1	N/A	N/A
XHD-2600	WS13	N/A	N/A	N/A	XV-1990, B	WS13	WG1	N/A	N/A
XHD-2655	WS13	N/A	N/A	N/A	XV-1998, B	WS13	WG1	N/A	N/A
XHD-2656	WS13	N/A	N/A	N/A	XV-2001, B	WS13	WG1	N/A	N/A
XHD-2657	WS13	N/A	N/A	N/A	XV-2019, B	WS13	WG1	N/A	N/A
XHD-2658	WS13	N/A	N/A	N/A	XV-2021, B	WS13	WG1	N/A	N/A
XH-2677	WS13	N/A	N/A	N/A	XV-2029, B	WS13	WG1	N/A	N/A
XH-2686	WS13	N/A	N/A	N/A	XVD-2031, B	WS13	WG1	N/A	N/A
XHD-2700	WS13	N/A	N/A	N/A	XV-2033, B	WS13	WG1	N/A	N/A
XHD-2752	WS13	N/A	N/A	N/A	XV-2039, B	WS13	WG1	N/A	N/A
XH-2780	WS13	N/A	N/A	N/A	XV-2040	WS13	WG1	N/A	N/A
XH-2781	WS13	N/A	N/A	N/A	XV-2053	WS13	WG1	N/A	N/A
XHD-2800	WS13	N/A	N/A	N/A	XVD-2056, B	WS13	WG1	WC2	N/A
XHD-2857	WS13	N/A	N/A	N/A	XVD-2057, B	WS13	WG1	WC2	N/A
XHD-2900	WS13	N/A	N/A	N/A	XVD-2060	WS13	WG1	N/A	N/A
XH-3000	WS13	WG1	N/A	N/A	XV-2065	WS13	WG1	WC2	N/A
XHD-3100	WS13	N/A	N/A	N/A	XV-2070	WS13	WG1	N/A	N/A
XHD-3200	WS13	N/A	N/A	N/A	XVD-2078	WS13	WG1	N/A	N/A
XHD-3300	WS13	N/A	N/A	N/A	XVD-2091	WS13	N/A	N/A	N/A
XHD-3400	WS13	N/A	N/A	N/A	XV-2121	WS13	WG1	N/A	N/A
XH-3443B	WS13	N/A	N/A	N/A	XVD-2137	WS13	WG1	WC2	N/A
XH-3500	WS13	N/A	N/A	N/A	XV-2149	WS13	WG1	N/A	N/A
XV-4	WS13	WG1	N/A	N/A	XV-2154	WS13	WG1	WC2	N/A
XVD-4	WS13	WG1	N/A	N/A	XV-2154B	WS13	WG1	N/A	N/A
XV-6	WS13	WG1	N/A	N/A	XV-2156	WS13	WG1	WC2	N/A
XVD-6	WS13	WG1	N/A	N/A	XV-2160	WS13	WG1	N/A	N/A
XV-1340, B	WS13	WG1	N/A	N/A	XVD-2160	WS13	WG1	N/A	N/A
XV-1348	WS13	WG1	WC2	N/A	XVD-2161	WS13	WG1	N/A	N/A

WICO — Cont'd

For Magneto Model	Contact Set	Con-denser	Cap	Rotor	For Magneto Model	Contact Set	Con-denser	Cap	Rotor
XVD-2162	WS13	WG1	WC2	N/A	XVD-2311	WS13	N/A	N/A	N/A
XV-2169	WS13	WG1	N/A	N/A	XVD-2324	WS13	WG1	N/A	N/A
XV-2170	WS13	WG1	WC2	N/A	XVD-2329	WS13	N/A	WC2	N/A
XV-2174	WS13	WG1	N/A	N/A	XVD-2330	WS13	N/A	N/A	N/A
XVD-2184	WS13	WG1	WC2	N/A	XVD-2333	WS13	N/A	WC2	N/A
XVD-2185	WS13	WG1	WC2	N/A	XVD-2334	WS13	N/A	WC2	N/A
XV-2186	WS13	WG1	N/A	N/A	XVD-2336	WS13	N/A	N/A	N/A
XV-2189	WS13	WG1	N/A	N/A	XVD-2339	WS13	N/A	WC2	N/A
XV-2190	WS13	WG1	N/A	N/A	XVD-2340	WS13	N/A	WC2	N/A
XVD-2191	WS13	WG1	N/A	N/A	XVD-2341	WS13	N/A	WC2	N/A
XVD-2193	WS13	WG1	WC2	N/A	XVD-2342	WS13	WG1	N/A	N/A
XVD-2194	WS13	WG1	WC2	N/A	XVD-2343	WS13	N/A	N/A	N/A
XVD-2198	WS13	WG1	N/A	N/A	XVD-2344	WS13	WG1	N/A	N/A
XV-2218	WS13	WG1	N/A	N/A	XVD-2345	WS13	WG1	N/A	N/A
XVD-2219	WS13	WG1	N/A	N/A	XVD-2347	WS13	N/A	N/A	N/A
XVD-2224	WS13	WG1	WC2	N/A	XVD-2350	WS13	WG1	N/A	N/A
XVD-2225	WS13	WG1	WC2	N/A	XVD-2359	WS13	N/A	WC2	N/A
XVD-2226	WS13	WG1	WC2	N/A	XVD-2360	WS13	WG1	N/A	N/A
XVD-2227	WS13	WG1	WC2	N/A	XVD-2380	WS13	N/A	N/A	N/A
XVD-2228	WS13	WG1	N/A	N/A	XVD-2397	WS13	N/A	WC2	N/A
XVD-2229	WS13	WG1	N/A	N/A	XVD-2398	WS13	WG1	N/A	N/A
XVD-2230	WS13	WG1	WC2	N/A	XVD-2454	WS13	N/A	WC2	N/A
XVD-2245	WS13	WG1	N/A	N/A	XVE-2455	WS13	N/A	N/A	N/A
XVD-2246	WS13	WG1	N/A	N/A	XVE-2480	WS13	N/A	N/A	N/A
XVD-2247	WS13	WG1	N/A	N/A	XVE-2482	WS13	N/A	N/A	N/A
XVD-2248	WS13	WG1	N/A	N/A	XVE-2487	WS13	N/A	N/A	N/A
XVD-2249	WS13	WG1	N/A	N/A	XVE-2488	WS13	N/A	N/A	N/A
XVD-2250	WS13	WG1	N/A	N/A	XVE-2511	WS13	N/A	N/A	N/A
XVD-2251	WS13	WG1	N/A	N/A	XVE-2550	WS13	N/A	N/A	N/A
XVD-2264	WS13	WG1	N/A	N/A	XVE-2551	WS13	N/A	N/A	N/A
XVD-2266	WS13	WG1	N/A	N/A	XVE-2560	WS13	N/A	N/A	N/A
XVD-2269	WS13	WG1	N/A	N/A	XVE-2763	WS13	N/A	N/A	N/A
XVD-2274	WS13	WG1	N/A	N/A	XVD-2777	WS13	N/A	N/A	N/A
XVD-2292	WS13	WG1	N/A	N/A	XVD-2791	WS13	N/A	N/A	N/A
XVD-2305	WS13	WG1	N/A	N/A	XVD-2792	WS13	N/A	N/A	N/A
XVD-2310	WS13	N/A	WC2	N/A					

PARTS FOR WICO DISTRIBUTORS

Distributor Part No.	Distributor Spec. No.	Contact Set	Con-denser	Distributor Part No.	Distributor Spec. No.	Contact Set	Con-denser
X30077	DB-2574	WS52	N/A	X30159	DB-2594	WS52	N/A
X30080	DB-2548	WS52	N/A	X30164	DB-2648	WS52	N/A
X30082	DB-2549	WS52	N/A	X30169	DB-2599	WS52	N/A
X30091	DB-2573	WS52	N/A	X30170	DB-2603	WS52	N/A
X30114	DB-2614	WS52	N/A	X30230	DB-2628	WS52	N/A
X30137	DB-2546	WS52	N/A	X30234	DB-2630	WS52	N/A

PARTS FOR CONTINENTAL ENGINES

Engine	Magneto	Model	Contact Set	Con-denser	Engine	Magneto	Model	Contact Set	Con-denser
AA7, B	Contex Ign.	FW-2212	●A97V	G111	AV75, R	Contex Ign.	FW-2212	●A97V	G111
AA8	Contex Ign.	FW-2212	●A97V	G111	AV85	Contex Ign.	FW-2580	●A97V	G111
AC5, 6	Contex Ign.	FW-2212	●A97V	G111	C113, 143	FM	—	FS11	WG30
AD7, B, 8	Contex Ign.	FW-2212	●A97V	G111	400, 1138, F124,				
AU7, B, R	Contex Ign.	FW-2212	●A97V	G111	162, 190, 1B-				
AU8, R, AW8, B	Contex Ign.	FW-2212	●A97V	G111	1B2, 3-IE, N52,				
AV10, R	Contex Ign.	FW-2452	●A97V	G111	56, 62, P11	FM	—	FS11	WG30

● A Borg-Warner Brand "P" Version Also Available See Inside Back Cover.

CONTINENTAL — Cont'd

Engine	Magneto	Model	Contact Set	Con-denser	Engine	Magneto	Model	Contact Set	Con-denser
11A, 20, 20A, 410, PY69, 112, S4, 5, 10, 12, W9, Y91, 112, 410, 142, 400, 4091.....	FM	—	FS11	WG30	E600-603, 610- 613, P11A, 20A, 56, 96, 640, PR381, 408, 501, 602, ZA6, H8.....	WI	—	WS13	N/A
H8-P10A-Y2.....	FM	—	FS11	WG30	All Other Models .	WI	—	WS13	N/A
All Other Models .	FM	—	FS11	WG30					

PARTS FOR KAISER JEEP (WILLYS) ENGINES

PARTS FOR DISTRIBUTORS & COILS

Engine	For Distributor	Contact Assembly*						
		Heavy Duty	Heavy Duty Pierced	Con-denser	Cap	Rotor	6 Volt Coil ^{1,5}	12 Volt Coil ^{1,5}
FJ-F4, 134, L4-134	IAD-4008, A, 4041	A81	N/A	G136	C110	D121	E5	E502
	IAY-4012, 4401, A, B	A81	N/A	G136	C146	D141	E5	E502
	IAT-4405	A105	N/A	G136	C146	D141	E5	E502
L6-226 Eng.....	IAT-4206, B	A81	N/A	G136	C159	D133	E5	E502
	IAT-4404, A	A105	N/A	G136	C159	D128	E5	E502
6-230 Eng.....	IAT-4416	A105	N/A	G136	C159	D128	N/R	E38
225 Eng.....	IAT-4501, 4502, A	A85	N/A	G136	C203	D180	N/R	E38
225 Eng.....	1110342	●A120	A120V	G102A	C169	D146	N/R	E38
225 Eng.....	1110376	●A120	A120V	●G120A	C175	D146	N/R	E38
232 Eng.....	1110340, 366, 444	A103M	●A109V	●G126	●C168	●D152	N/R	E502

CHARGING SYSTEM PARTS

PARTS FOR ALTERNATORS

Engine	Volts	For Alternator Number	Voltage Regulator	Brush Holder Assembly	Brush Set	Positive Diode (3 Used)	Negative Diode (3 Used)
FJ-3A, F4-134, L4-134, L6-226, 6-230.....	12	ALB-5003	N/A	N/A	X324	N/A	N/A
	12	ALE-5004-, 05, 07	R312	N/A	X296	N/A	N/A

PARTS FOR GENERATORS

Engine	Volts	For Generator	Voltage Regulator	Voltage Regulator Fuse	Brush Set	Bushing
FJ-3A, F4-134, L4-134, L6-266, 6-230 Engine.....	6	GDZ-4817A	³⁹	RF45	X260	GB200
	6	GDZ-6001D	³⁹	RF45	X260	GB202
	12	GGA-6001AF	R183	RF45	N/A	N/A
	6	GGW-4801D, EN	³⁹	RF45	X275	GB202
	6	GGW-7404A, B	³⁹	RF45	X260	GB204
	12	GJC-7002J, K	R185	RF35	X260	GB204
	12	GJP-7202A, B	R185	RF35	X260	GB204
	12	GKJ-7305A	N/A	N/A	X260	GB204

● A Borg-Warner Brand "P" Version Also Available See Inside Back Cover.

* For Standard Contact Assembly see Conversion Table.

¹ When Coil Bracket is required, refer to Illustrated Bracket Guide.

⁵ For Epoxy Coils see Conversion Table.

³⁹ If Negative Ground use R170; if Positive Ground use R142.

KAISER JEEP — Cont'd

STARTING SYSTEM PARTS					
Engine	Volts	For Starter No.	Brush Set	D.E. Bushing	Solenoid Switch
FJ-3A, F4-134, L4-134, L6-226, 6-230 Engine.....	6	MCH-6117	X330	SB106	N/A
	6	MCH-6203	X330	SB136	S79
	6	MCH-6207	X330	SB136	S5
	6	MCH-6210, 15	X330	SB136	S79
	12	MDM-6005	X331	SB136	S72
	12	MDM-6006	X331	SB136	N/A
	12	MDU-7003, A	X332	SB136	N/A
	12	MDU-7004, 17	X332	SB136	S72
	12	MDU-7031	X332	SB106	S72
	12	MDU-7036	X332	SB136	N/A
	12	MDY-7021	X332	SB106	N/A
	12	MHA-7008	X332	SB106	S72
	6 & 12	MZ-4137, 62	X326	N/A	N/A

PARTS FOR KOHLER ENGINES

Engine	Magneto	Model	Contact Set	Con- denser	Engine	Magneto	Model	Contact Set	Con- denser	
K660/662	WI	XH-2062C	WS13	N/A	L660	—	FM-X4CW	FS11	WG30	
	—	XH-2485	WS13	N/A		10R01, 10R31	FM-24A8	—	FS11	WG30
	F.M.	FM- XE12B44	FS11	WG30						

PARTS FOR WISCONSIN ENGINES

PARTS FOR DISTRIBUTORS & COILS									
Engine	For Magneto or Dist.	Contact Assembly* Heavy Duty	Con denser	Cap	Dust Cap	Rotor	6 Volt Coil ^{1,5}	12 Volt Coil ^{1,5}	
AA, AB, ABN, ABS, ABK	Wico	WS13	N/A	N/A	N/A	N/A	N/A	N/A	
	Fairbanks-Morse	FS11	WG30	N/A	N/A	N/A	E125	N/R	
	Distributor Equipped	A70	G127	N/A	N/A	N/A	N/A	N/A	
ABM	Fairbanks-Morse	FS11	WG30	N/A	N/A	N/A	N/A	N/A	
	Wico	WS13	N/A	N/A	N/A	N/A	N/A	N/A	
	Fairbanks-Morse	FS11	WG30	N/A	N/A	N/A	E125	N/R	
AC4, AC4S, ACN, ACY.....	Distributor Equipped	A70	G127	N/A	N/A	N/A	N/A	N/A	
	Fairbanks-Morse	FS13	WG30	N/A	N/A	N/A	E125	N/R	
	Distributor Equipped	A70	G127	N/A	N/A	N/A	E5	E502	
ADH, AE, AEH, AEHS, AES.....	Wico	WS13	N/A	N/A	N/A	N/A	N/A	N/A	
	Fairbanks-Morse	FS11	WG30	N/A	N/A	N/A	E125	N/R	
	Distributor Equipped	A70	G127	N/A	N/A	N/A	E5	E502	
AEN, AENS, AENL, AEM	Wico	WS13	WG1	N/A	N/A	N/A	N/A	N/A	
	Fairbanks-Morse	FS13	WG30	N/A	N/A	N/A	E125	N/R	
	Distributor Equipped	A70	G127	N/A	N/A	N/A	N/A	N/A	
AEH, AGH	Wico	WS13	N/A	N/A	N/A	N/A	N/A	N/A	
AFN	Fairbanks-Morse	FS13	WG30	N/A	N/A	N/A	E125	N/R	
	Distributor Equipped	A70	G127	N/A	N/A	N/A	E5	E502	
	Wico	WS13	N/A	N/A	N/A	N/A	N/A	N/A	
AG, AGN, AGND, AGNL	Fairbanks-Morse	FS13	WG30	N/A	N/A	N/A	E125	N/R	
	Distributor Equipped	A70	G127	N/A	N/A	N/A	E5	E502	
	Wico	WS13	N/A	N/A	N/A	N/A	N/A	N/A	

* For Standard Contact Assembly see Conversion Table.

⁵ For Epoxy Coils see Conversion Table.

¹ When Coil Bracket is required, refer to Illustrated Bracket Guide.

WISCONSIN — Cont'd

PARTS FOR DISTRIBUTORS & COILS — Cont'd

Engine	For Magneto or Dist.	Contact Assembly* Heavy Duty	Con denser	Cap	Dust Cap	Rotor	6 Volt Coil ^{1,5}	12 Volt Coil ^{1,5}
AH, AHHI	Wico	WS13	N/A	N/A	N/A	N/A	N/A	N/A
	Fairbanks-Morse	FS13	WG30	N/A	N/A	N/A	E125	N/R
	Distributor Equipped	A70	G127	N/A	N/A	N/A	N/A	N/A
AK, AKN, AKS, AKM	Wico	WS13	WG1	N/A	N/A	N/A	N/A	N/A
	Fairbanks-Morse	FS11	WG30	N/A	N/A	N/A	E125	N/R
	Distributor Equipped	A70	G127	N/A	N/A	N/A	N/A	N/A
AM4, APA.....	Wico	WS13	N/A	N/A	N/A	N/A	N/A	N/A
B2 & B3	Wico	WS13	N/A	N/A	N/A	N/A	N/A	N/A
BKN.....	Wico	WS13	N/A	N/A	N/A	N/A	N/A	N/A
	Fairbanks-Morse	FS11	WG30	N/A	N/A	N/A	E125	N/R
	Distributor Equipped	A70	G127	N/A	N/A	N/A	E5	E502
D2, D3, D4, D02, 3, D04A, E, E-2, E0, E02, A, GA, A2.....	Wico	WS13	N/A	N/A	N/A	N/A	N/A	N/A
HACN, HBKN.....	All	FS11	WG30	N/A	N/A	N/A	E125	N/R
HAENL.....	All	FS11	WG30	N/A	N/A	N/A	E125	N/R
K2 & K2A.....	Wico	WS13	N/A	N/A	N/A	N/A	N/A	N/A
L2 & L3.....	Wico	WS13	N/A	N/A	N/A	N/A	N/A	N/A
M2 & MTFD.....	Wico	WS13	N/A	N/A	N/A	N/A	N/A	N/A
MACND, MBKND.....	Fairbanks-Morse	FS11	WG30	N/A	N/A	N/A	N/A	N/A
MAENLD.....	Fairbanks-Morse	FS11	WG30	N/A	N/A	N/A	N/A	N/A
SD45, SU.....	Wico	WS13	N/A	N/A	N/A	N/A	N/A	N/A
TE, TEM, TF, TFM, TH, THD....	Wico	WS13	N/A	N/A	N/A	N/A	N/A	N/A
	Fairbanks-Morse	FS11	WG30	N/A	N/A	N/A	E125	N/R
	Distributor Equipped IGW	A70	G127	C18	N/A	D91B	E5	E502
THDM.....	All	A70	G127	C18	N/A	D91B	E5	E502
TJD.....	IGW-4412	A70	G127	C206	N/A	D91B	E5	E502
	IAD-4046	A81	G124	C226	N/A	D121	E5	E502
VD, VE.....	Fairbanks-Morse	FS11	WG30	N/A	N/A	N/A	N/A	N/A
VD4.....	Fairbanks-Morse	FS11	WG30	N/A	N/A	N/A	N/A	N/A
	Wico	WS13	N/A	N/A	N/A	N/A	N/A	N/A
VM4.....	Wico	WS13	N/A	N/A	N/A	N/A	N/A	N/A
VE4, VE4D, VF4, VF4D.....	Wico	WS13	N/A	WC2	N/A	N/A	N/A	N/A
	Fairbanks-Morse	FS11	WG30	N/A	N/A	N/A	N/A	N/A
	IAD-4036A	A81	G124	C110	N/A	D184	E5	E502
	IAD-6004-2F, 2N	A95	G136	C110	N/A	D121	E5	E502
	IGW-4159A	A70	G127	C21	C21A	D91B	N/A	N/A
VG, VG4D, VH4, VH4D.....	Wico	WS13	WG1	N/A	N/A	N/A	N/A	N/A
	Fairbanks-Morse	FS11	WG30	N/A	N/A	N/A	E125	N/R
	Distributor Equipped	A81	G124	C110	N/A	D121	E5	E502
VP4, VP4D, VPO-4.....	Wico	WS13	WG1	WC2	N/A	N/A	N/A	N/A
	Fairbanks-Morse	FS11	WG30	N/A	N/A	N/A	E125	N/R
	IAD-4036A	A81	G124	C110	N/A	D184	N/A	N/A
	IGW-4159A	A70	G127	C21	C21A	D91B	N/A	N/A
VR4D.....	Fairbanks-Morse	FS11	WG30	N/A	N/A	N/A	E125	N/R
	Distributor Equipped	A81	G124	C110	N/A	D121	E5	E502
VH4DM, V460D, V461D.....	All	A81	G124	C110	N/A	D121	E5	E502
W, X.....	Wico	WS13	N/A	N/A	N/A	N/A	N/A	N/A

* For Standard Contact Assembly see Conversion Table.

⁵ For Epoxy Coils see Conversion Table.

¹ When Coil Bracket is required, refer to Illustrated Bracket Guide.

WISCONSIN — Cont'd

CHARGING SYSTEM PARTS

PARTS FOR ALTERNATORS

Engine	Volts	For Alternator Number	Voltage Regulator	Brush Holder Assy.	Brush Set	Positive Diode (3 Used)	Negative Diode (3 Used)	Hardware Kit	Diode Trio	Alt. Condenser
V460D, V461D	12	ALK-5201S	R312	N/A	X604	N/A	N/A	N/R	N/R	N/A

PARTS FOR GENERATORS

Engine	Volts	For Generator No.	Voltage Regulator ²⁹	Voltage Regulator Fuse	Brush Set	Brush Spring (2 Used)	Bushing	
AA, AB, ABN	6	All	R11	N/A	X323	N/A	N/A	
ACN	6	All	R11	N/A	X323	N/A	N/A	
	12	GJG-4010M	N/A	N/A	N/A	N/A	N/A	
	12	1101868	N/A	N/A	X354	SC202	N/A	
	12	1101972	R197	RF35	X354	SC202	N/A	
ADH, AE, AEH, AEHS	6	All	R621	RF35	X323	N/A	N/A	
AEN	6	All	R11	N/A	X323	N/A	N/A	
AENL	6	All	R11	N/A	X323	N/A	N/A	
	12	GJG-4010M	N/A	N/A	N/A	N/A	N/A	
AENS	6	All	R11	N/A	X323	N/A	N/A	
AFH, AGH	6	All	R621	RF35	X323	N/A	N/A	
AHH	6	All	R621	RF35	X323	N/A	N/A	
AKN, AKS	6	All	R11	N/A	X323	N/A	N/A	
BKN	6	All	R11	N/A	X323	N/A	N/A	
	12	1101868	N/A	N/A	X354	SC202	N/A	
	12	1101972	R197	RF35	X354	SC202	N/A	
HS-7D, HS-8D, S-7D, S-8D, S-10D, S-12D	12	All	N/A	N/A	X354	SC202	N/A	
TE, TF	6	GAS-4302	N/A	N/A	X323	N/A	N/A	
	6	GAS-4305	R11	N/A	X323	N/A	N/A	
TH, THD	12	All	N/A	N/A	X323	N/A	N/A	
THDM	6	All	R11	N/A	X323	N/A	N/A	
	12	All	N/A	N/A	X323	N/A	N/A	
TR10D	12	All	N/A	N/A	X354	SC202	N/A	
VE4, VE4D, EF4, VF4D	6	GAS-4301, 3	N/A	N/A	X323	N/A	N/A	
	6	GAS-4306	R11	N/A	X323	N/A	N/A	
	12	All	N/A	N/A	X323	N/A	N/A	
VG4, VG4D, VH4, VH4D	6	GAS-4303	N/A	N/A	X323	N/A	N/A	
	6	GAS-4306	R11	N/A	X323	N/A	N/A	
	6	GHD-6001, AB-1	N/A	N/A	X324	N/A	GB202	
	6	GJK-7001-B	N/A	N/A	X260	N/A	N/A	
	6	GJW-7501A	N/A	N/A	X260	N/A	GB204	
	6	1100047	R193	RF35	X270	SC202	N/A	
	12	GDY-4115N, 4116	N/A	N/A	X323	N/A	N/A	
	12	GJT-7405A, BN, GJL-7001A	N/A	N/A	X260	N/A	GB204	
	12	GJY-7405S	N/A	N/A	X275	N/A	GB204	
	12	GJY-7405SN	N/A	N/A	X275	N/A	GB204	
	VH4DM	6	All	R11	N/A	X323	N/A	N/A
		12	All	N/A	N/A	X323	N/A	N/A
VP4D	6	All	N/A	N/A	X323	N/A	N/A	
	12	All	N/A	N/A	X323	N/A	N/A	
VR4D	12	All Exc. GDY-4115, N	N/A	N/A	X324	N/A	GB202	
V460D, V461D	12	GDY-7401S, SW	N/A	N/A	X275	N/A	GB204	
	12	1102225, 1102343	N/A	N/A	X270	SC202	N/A	

²⁹ Shock Mounting Package R706 available for Delco-Remy type Generators.

WISCONSIN — Cont'd

STARTING SYSTEM PARTS							
Engine	Volts	For Starter No.	Brush Set	Brush Spring ⁸	D.E. Bushing	C.E. Bushing	Solenoid Switch
AA, AB, ABN	6	All	N/A	SC208	N/A	N/A	S5
ACN	6	All	N/A	SC208	N/A	N/A	N/A
	12	All	X333	N/A	N/A	N/A	N/A
ADH, AE, AEH, AEHS, AEN, AENL, AENS, AFH, AGH	6	All	N/A	SC208	N/A	N/A	S5
AGN, AGND	12	All	X333	N/A	N/A	N/A	N/A
AHH, AKN, AKS	6	All	N/A	SC208	N/A	N/A	S5
BKN	6	All	N/A	SC208	N/A	N/A	N/A
	12	All	X333	N/A	N/A	N/A	N/A
TE, TF	6	MZ-4175	X326	SC208	SB64	SB136	S5
	6	MZ-4184	X326	SC208	N/A	N/A	N/A
TH, THD, THDM, TJD	6	All	X326	SC208	N/A	N/A	S5
	12	All	X326	SC208	N/A	N/A	N/A
	12	1109426	X265	SC206	SB65	N/A	●S100 ³⁰
	12	1998301	X265	SC206	N/A	N/A	N/A
VE4D, VF4D, VG4D, VH4, VH4D, VH4DM	6	All Exc. MZ-4118	X326	SC208	N/A	N/A	S5
	6	MZ-4118	X326	SC208	SB64	SB59	S5
	12	MBG-4109, 4141	X326	SC208	N/A	N/A	S5
	12	MDY-7006	X332	N/A	SB136	N/A	S72
	12	1109424	X265	SC206	N/A	N/A	●S100 ³⁰
	12	1998299	X265	SC206	N/A	N/A	N/A
VP4D	6	MZ-4175	X326	SC208	SB64	SB136	S5
	6	MZ-4184	X326	SC208	N/A	N/A	N/A
VR4D	12	All	X331	N/A	SB136	N/A	S72
V460D, V461D, V465D	12	MBG-4109, 4141	X326	SC208	N/A	N/A	S5
	12	MDY-7006	X332	N/A	SB136	N/A	S72
	12	MHA-7004	X332	N/A	SB136	N/A	S72
	12	1107246	X327	N/A	SB0	SB0	S72
	12	1109425	X265	SC206	N/A	N/A	●S100 ³⁰
	12	1998299	X265	SC206	N/A	N/A	N/A

● A Borg-Warner Brand "P" Version Also Available See Inside Back Cover.

³⁰ For Solenoid Repair Kit use SR16.

⁸ Starters require various quantities of Brushes & Springs. Order as required.

J.D. ADAMS

(LeTourneau-Westinghouse Co.)

PARTS FOR DISTRIBUTORS & COILS

Year	Cyl.	Volt	Model or Engine	For Distributor Number	Contact Assembly*			Cap	Rotor	6 Volt Coil ^{59,60}	12 Volt Coil ^{59,60}
					Heavy Duty	Heavy Duty Pierced	Con-denser				
1959-56	6	6	Cement Mixer	1111728	A40H	A40V	G102A	C150	N/A	E1	N/R
1953-50	6	12	B-70 Snow Blower	1110167, 1112357	A40H	A40V	G102A	C16	D10	N/R	E40

CHARGING SYSTEM PARTS

PARTS FOR DELCO-REMY ALTERNATORS

Alternator No.	Volt	Amp	Voltage Regulator	Brush Set	Positive Diode (3 Used)	Negative Diode (3 Used)
1100629 ²⁶	12	42	R310	X285	SC2P	SC2N
1117754	12	62	R293	X368	N/A	N/A

PARTS FOR DELCO-REMY GENERATORS

Generator No.	Volt	Amp	Voltage Regulator	Voltage Regulator Fuse	Brush Set	Bushing	Generator No.	Volt	Amp	Voltage Regulator	Voltage Regulator Fuse	Brush Set	Bushing
1100536	6	17.5	R193	RF35	X349	GB203	1102955	12	17	N/A	N/A	X228	GB203
1100538	6	11.5	R193	RF35	X349	GB203	1102976	12	20	R319	N/A	X228	GB203
1102023	12	25	R319	N/A	X270	N/A	1105105	12	30	N/A	RF35	X353	N/A
1102119	12	25	R319	N/A	X270	N/A	1105909	12	25	R319	N/A	X228	N/A
1102674	6	30	R117	RF45	X228	GB203	1105936	12	32	N/A	RF35	X353	N/A
1102714	6	30	R117	RF45	X228	GB203	1106822	12	50	R187	N/A	X263	N/A
1102737	6	30	R117	RF45	X228	N/A	1106955	24	20	R311	N/A	X263	N/A
1102820	6	45	R131	RF45	X270	N/A							

STARTING SYSTEM PARTS

PARTS FOR DELCO-REMY STARTERS

Starter Number	Volts	Starter Switch	Brush Set	Bushings		Starter Number	Volts	Starter Switch	Brush Set	Bushings	
				Drive End	Com. End					Drive End	Com. End
1107430	6	S62	X145	SB0	N/A	1109237	12	S905	X346 ²⁰	N/A	SB0
1107926	6	N/A	X145	SB0	N/A	1109733	24	N/A	X346 ²⁰	N/A	SB141
1107970	6	S79	X145	SB0	N/A	1109808	12	N/A	X346 ²⁰	N/A	SB141
1108826	12	N/A	X346 ²⁰	N/A	SB141	1113008	12	N/A	X291	N/A ²⁴	SB138
1108840	12	●S100 ⁴¹	X346 ²⁰	N/A	SB141	1113089	12	S120 ⁴⁴	X291	SB137	SB138
1108863	24	S116	X346 ²⁰	N/A	SB141	1113606	12	S905	X291	N/A	SB138
1108904	12	S612	X344 ²⁰	N/A ²⁴	SB65	1113711	24	N/A	X346 ²⁰	N/A	SB141
1108921	6	N/A	X344 ²⁰	N/A ²⁴	SB65	1113748	24	S116	X346 ²⁰	N/A	SB141
1108933	12	N/A	X344 ²⁰	N/A ²⁴	SB65	1113749	24	S116	X346 ²⁰	N/A	SB141
1109108	12	N/A	X344 ²⁰	SB137	N/A	1113842	12	S726 ⁴³	X346 ²⁰	N/A	SB141

● A Borg-Warner Brand "P" Version Also Available See Inside Back Cover.

* For Standard Contact Assembly see Conversion Table.

²⁰ Starters require various number of Brushes, order as needed.

²⁴ Also use SB135 Intermediate Bushing.

²⁶ This unit also uses G80 Alternator Capacitor.

⁴¹ For Solenoid Repair Kit use SR10.

⁴³ Use SR14 for Solenoids w/Oval Face Plate; SR27 for Solenoids w/Square Face Plate.

⁴⁴ For Solenoid Repair Kit use SR24.

⁵⁹ When Coil Bracket is required, refer to Illustrated Bracket Guide.

⁶⁰ For Epoxy Coils see Conversion Table.

J.D. ADAMS — Cont'd

STARTING SYSTEM PARTS — Cont'd

PARTS FOR DELCO-REMY STARTERS

Starter Number	Volts	Starter Switch	Brush Set	Bushings		Starter Number	Volts	Starter Switch	Brush Set	Drive End	Bushings	
				Drive End	Com. End						Drive End	Com. End
1114000	12	N/A	X347 ²⁰	N/A	SB141	1114049	12	N/A	X346 ²⁰	N/A	SB141	
1114027	12	N/A	X346 ²⁰	N/A	SB141	1114089	12	N/A	X346 ²⁰	N/A	SB141	
1114029	12	N/A	X346 ²⁰	N/A	SB141	1114092	12	S725 ⁴²	X306 ²⁰	N/A	SB141	

STARTER DRIVES

Starter Number	Part No.
1113842	SD486
1114092	SD486

SWITCHES & RELAYS

Year	Model or Engine	Part No.	Year	Model or Engine	Part No.
HEADLIGHT SWITCH			HORN RELAY		
1953	330, 440, 550 Grader 12 Volt	S141	1964-54	220, 330, 330H, 440, 550, 550T, 660, 660T, 666, 666T, 777, 777T, Grader 12 & 24 Volt...	R132
1953-49	312, 414, 512, 550, 610 Grader 12 Volt	S141	1959-50	30 Traveloader 6 Volt	R102
	201, 305 Grader 6 Volt	S141			

ADVANCE MFG.

PARTS FOR DISTRIBUTORS & COILS

Year	Cyl.	Volt	Model or Engine	For Distributor Number	Contact Assembly*			Cap	Rotor	6 Volt Coil ^{59,60}	12 Volt Coil ^{59,60}
					Heavy Duty	Duty Pierced	Con-denser				
1972-46	4	6	Trail-Aire	IGW-4159-1	A70	N/A	G127	C21	D91B	E5	N/R

CHARGING SYSTEM PARTS

PARTS FOR PRESTOLITE GENERATORS

Generator No.	Volt	Amp	Voltage Regulator	Voltage Regulator Fuse	Brush Set	Bushing
GDZ-4804A	6	35	R118	RF45	N/A	GB200
GGA-6001A	12	40	R183	RF45	N/A	N/A

* For Standard Contact Assembly see Conversion Table.

²⁰ Starters require various number of Brushes, order as needed.

⁴² Use SR13 for Solenoids w/Oval Face Plate; SR26 for Solenoids w/Square Face Plate.

⁵⁹ When Coil Bracket is required, refer to Illustrated Bracket Guide.

⁶⁰ For Epoxy Coils see Conversion Table.

ADVANCE MFG. — Cont'd

STARTING SYSTEM PARTS

PARTS FOR PRESTOLITE STARTERS

Starter Number	Volts	Starter Switch	Brush Set	Bushings	
				Drive End	Com. End
MZ-4118	6	S5	X326	SB64 ²⁵	SB59

ALLIS-CHALMERS
(Includes Henry Corp.)

PARTS FOR ELECTRONIC IGNITION

Year	Cyl.	Model or Engine	For Distributor Number	Reluctor	Sensor	Control Module	Cap	Rotor	12 Volt Coil ^{59,60}
1976	4	All w/Cont. F-163 Eng.	IDJ-4008	N/A	N/A	CBE8	N/A	D181	●E30

PARTS FOR DISTRIBUTORS & COILS

Year	Cyl.	Volt	Model or Engine	For Distributor Number	Contact Assembly*			Cap	Rotor	6 Volt Coil ^{59,60}	12 Volt Coil ^{59,60}
					Heavy Duty	Heavy Duty Pierced	Con-denser				
1985-81	4	12	All w/Cont. F-163 Eng.	IBT-4708	A125	N/A	G102A	N/A	D181	N/R	E502
1985-81	6	12	All w/Cont. "F" Series	IBT-6705	A125	N/A	G102A	C205	D181	N/R	E502
1981-75	4	6&12	All w/Cont. F-163 Eng.	IBT-4701C	A105	N/A	G124	C204	D181	E5	E502 ¹
1981-75	6	6&12	All w/Cont. "F" Eng.	IBT-6701D	A105	N/A	G124	C205	D181	E5	E502 ¹
1974	4	12	AC-C35, 40, 45, 50, 55, AC-P40, 50 Forklift	1112460	A103M	●A109V	●G126	C167	●D152	N/R	E502
1974	6	12	AC-C20, 25, 30, AC-P20, 25, 30 Forklift	1112635	A103M	●A109V	●G126	N/A	N/A	N/A	E502
1974	6	12	AC-C60, 60C, 70, 70C, 80, 100, 100C, 120, AC-P60, 70, 80, 100, 120, 140 Forklift	1112461	A103M	●A109V	●G126	●C168	●D152	N/R	E502
1974-71	4	12	G-138, 160, 226 Power Unit	1112688	A103M	●A109V	●G126	C167	●D152	N/R	E40
1974-69	6	12	G-262 Power Unit	1112461	A103M	●A109V	●G126	●C168	●D152	N/R	E502
1973	4	12	Model 500 Forklift	1112490	A103M	●A109V	●G126	C167	●D152	N/R	E40
1973	4	12	AC-C20, 25, 30, AC-P20, 25, 30 Forklift	1112486	A103M	●A109V	●G126	C167	●D152	N/R	E40
1973	4	12	AC-C35, 40, 45, 50, 55, FP-40, 55 Forklift	1112460	A103M	●A109V	●G126	C167	●D152	N/R	E40
1973	6	12	AC-C60C, 70C, 100C, AC-G60, 70, 80, 100, 120, AC-P60, 70, 80, 100, 120, 140, F-60, 70, 80, 100, 120 Forklift	1112461	A103M	●A109V	●G126	●C168	●D152	N/R	E40
1973-71	4	12	Model 65 Grader	1112593	A40H	A40V	G102A	C150	D144	N/R	E40

● A Borg-Warner Brand "P" Version Also Available See Inside Back Cover.

* For Standard Contact Assembly see Conversion Table.

¹ If 12 Volt with Resistor use E38 & RU12 Resistor.

²⁵ Also use SB136 Intermediate Bushing.

⁵⁹ When Coil Bracket is required, refer to Illustrated Bracket Guide.

⁶⁰ For Epoxy Coils see Conversion Table.

ALLIS-CHALMERS — Cont'd

PARTS FOR DISTRIBUTORS & COILS — Cont'd											
Year	Cyl.	Volt	Model or Engine	For Distributor Number	Contact Assembly*			Cap	Rotor	6 Volt Coil ^{59,60}	12 Volt Coil ^{59,60}
					Heavy Duty	Heavy Duty Pierced	Con-denser				
1972	4	12	FP-20, 30, FT-20, 25, FTB30-24 Forklift	1112486	A103M	●A109V	●G126	C167	●D152	N/R	E502
1972	4	12	Model 600 Forklift	1112490	A103M	●A109V	●G126	C167	●D152	N/R	E40
1972-69	4	12	F-30, 40, 50, FP-40, 50 Forklift	1112460	A103M	●A109V	●G126	C167	●D152	N/R	E502
1972-69	6	12	F-60, 70, 80, 100, 120, FP-60, 70, 80 Forklift ...	1112461	A103M	●A109V	●G126	●C168	●D152	N/R	E502
1971-69	4	12	FP-20, 30, FT-20, 25, FTB30-24 Forklift	1112455	A103M	●A109V	●G126	C167	●D152	N/R	E502
1971-68	4	12	Model 600, 615 Forklift & Industrial Tractor	1112609	A40H	A40V	G102A	C150	D144	N/R	E40
1970-69	4	12	G-138, 160, 226 Power Unit	1112593	A40H	A40V	G102A	C150	D144	N/R	E40
1970-62	4	12	Model D Grader	1112593	A40H	A40V	G102A	C150	D144	N/R	E40
1969-67	6	12	TL545 Tractor Loader	1112668	A103M	●A109V	●G126	●C168	●D152	N/R	E31 ³
1968	4	12	G-138, 149, 160, 226 Power Unit	1112593, 609	A40H	A40V	G102A	C150	D144	N/R	E31 ³
1968-67	4	12	I-400, 600 Industrial Tractor	1112609	A40H	A40V	G102A	C150	D144	N/R	E40
1968-67	4	12	AT-40, 50 Rough Terrain Vehicle, F-30, 40, 50, FP-20, 30, FT-20, 25, FTB30-24 Forklift	1111712, 1112656	A40H	A40V	G102A	C150	N/A	N/R	E502
1968-67	6	12	AT-60, 70, 80, 100, 120, Rough Terrain Vehicle, F-60, 70, 80, 100, 120, FP-60, 70, 80 Forklift ...	1112655	A40H	A40V	G102A	C16	D10	N/R	E502
1968-66	6	12	G-262 Power Unit	1112655	A40H	A40V	G102A	C16	D10	N/R	E502
1968-65	4	12	H-4 Crawler Tractor	1112665	A103M	●A109V	●G126	C167	●D152	N/R	E31
1968-60	4	12	H-3 Crawler Tractor	1112609	A40H	A40V	G102A	C150	D144	N/R	E40
1966-65	4	12	AT-40, 50 Rough Terrain Vehicle, F-30, 40, 50, FP-40, 50 Forklift	1112656	A40H	A40V	G102A	C150	N/A	N/R	E40
1966-65	6	12	AT-60, 70, 80, 100, 120 Rough Terrain Vehicle, F-60, 70, 80, 100, FP-60, 70, 80 Forklift ...	1112655	A40H	A40V	G102A	C16	D10	N/R	E40
1966-65	6	12	TL-545 Tractor Loader	1111311	A103M	●A109V	G102A	●C168	●D152	N/R	E31
1966-60	4	12	FP-20, 30, FT-20, 25, FTB 30-24 Forklift	1111712	A40H	A40V	G102A	C150	N/A	N/R	E40
1965	6	12	G-262 Power Unit	1112601	A40H	A40V	G102A	C16	D10	N/R	E40
1965	6	12	TL-14 Tractor Loader	1112655	A40H	A40V	G102A	C16	D10	N/R	E40
1965-64	4	12	RT-40, 50 Rough Terrain Vehicle	1112602	A40H	A40V	G102A	C150	N/A	N/R	E40
1965-64	6	12	RT-60, 70, 80, 100, 120 Rough Terrain Vehicle	1112601	A40H	A40V	G102A	C16	D10	N/R	E40

● A Borg-Warner Brand "P" Version Also Available See Inside Back Cover.

* For Standard Contact Assembly see Conversion Table.

³ For Resistor use RU4.

⁵⁹ When Coil Bracket is required, refer to Illustrated Bracket Guide.

⁶⁰ For Epoxy Coils see Conversion Table.

ALLIS-CHALMERS — Cont'd

PARTS FOR DISTRIBUTORS & COILS — Cont'd											
Year	Cyl.	Volt	Model or Engine	For Distributor Number	Contact Assembly*			Cap	Rotor	6 Volt Coil ^{59,60}	12 Volt Coil ^{59,60}
					Heavy Duty	Heavy Duty Pierced	Con-denser				
1964-63	4	12	RT-40 Rough Terrain Vehicle.....	1112609	A40H	A40V	G102A	C150	D144	N/R	E40
1964-61	6	12	F-60, 70, 80, 100, FP-60, 70, 80 Forklift	1112601	A40H	A40V	G102A	C16	D10	N/R	E40
1964-60	4	12	F30, 40, 50, FP-40, 50 Forklift	1112602	A40H	A40V	G102A	C150	N/A	N/R	E40
1962	6	12	TL-14 Tractor Loader	1112605	A40H	A40V	G102A	C16	D10	N/R	E40
1962	6	12	TL-16 Tractor Loader	1111899	A40H	A40V	G102A	C16A	N/A	N/R	E40
1962	6	12	TL-10, 12 Tractor Loader ..	1112593, 609	A40H	A40V	G102A	C150	D144	N/R	E40
1961-60	6	6&12	FT-60, 70, 80, 100 Forklift	1112601	A40H	A40V	G102A	C16	D10	E1	E40
1961-59	6	12	TL-16 Tractor Loader	1111880	A40H	A40V	G102A	C16A	N/A	N/R	E40
1961-58	4	12	Model D Grader.....	1112584	A40H	A40V	G102A	C150	D144	N/R	E40
1960	4	6&12	FT-40, 50 Forklift	1112602	A40H	A40V	G102A	C150	D10	E1	E40
1959	4	6	149 Power Unit.....	1112593	A40H	A40V	G102A	C150	D144	E1	N/R
1959	4	12	226 Power Unit.....	1112593	A40H	A40V	G102A	C150	D144	N/R	E40
1958	4	6	149 Power Unit.....	1111745	A40H	A40V	G102A	C150	D144	E1	N/R
1958	4	12	226 Power Unit.....	1112584	A40H	A40V	G102A	C150	D144	N/R	E40
1958-57	4	6&12	4B-153, 4B-182	IAD-6003-1A	A81	N/A	G124 ²	C110	D121	E5	E502
1958-57	6	6&12	6B-230, 6B-273	IAD-6001-1B	A81	N/A	G124 ²	C123	D103	E5	E502
1958-57	6	6&12	HP-326, 351, K-428, L0-525, L-525.....	IGC-6001A, B	A81	N/A	G124 ²	C123	D103	E5	E502

CHARGING SYSTEM PARTS

PARTS FOR DELCO-REMY ALTERNATORS

Alternator No.	Volt	Amp	Voltage Regulator	Brush Set	Positive Diode (3 Used)	Negative Diode (3 Used)	Alternator No.	Volt	Amp	Voltage Regulator	Brush Set	Positive Diode (3 Used)	Negative Diode (3 Used)
1100059 ²⁶	12	40	R310	X302	SC2P	SC2N	1100689 ²⁶	12	42	R310	X302	SC2P	SC2N
1100061 ²⁶	24	30	N/A	X302	SC2P	SC2N	1100710 ²⁶	12	—	R310	X302	SC2P	SC2N
1100062 ²⁶	24	20	N/A	X302	SC2P	SC2N	1100720	12	32	R310	X302	SC2P	SC2N
1100063 ²⁶	12	58	R310	X302	SC2P	SC2N	1100735	12	32	R310	X302	SC2P	SC2N
1100074 ²⁶	24	58	N/A	X302	SC2P	SC2N	1100748 ²⁶	12	40	N/A	X302	SC2P	SC2N
1100080	12	80	R279	N/A	N/A	N/A	1100770 ²⁶	12	55	●R281	X302	SC2P	SC2N
1100092	12	18	●R291	X303	SC5 ²⁷	SC113 ²⁸	1100805 ²⁶	12	32	R310	X302	SC2P	SC2N
1100499	12	18	●R291	X303	SC5 ²⁷	SC113 ²⁸	1100808 ²⁶	12	55	R310	X302	SC2P	SC2N
1100578	12	37	●R291	X303	SC5 ²⁷	SC113 ²⁸	1100812 ²⁶	12	22	R310	X302	SC2P	SC2N
1100579	12	42	●R291	X303	SC5 ²⁷	SC113 ²⁸	1100822 ²⁶	12	32	R310	X302	SC2P	SC2N
1100580	12	55	●R291	X303	SC5 ²⁷	SC113 ²⁸	1100827 ²⁶	12	22	R310	X302	SC2P	SC2N
1100581	12	61	●R291	X303	SC5 ²⁷	SC113 ²⁸	1100871 ²⁶	12	42	R310	X302	SC2P	SC2N
1100582	12	37	●R291	X303	SC5 ²⁷	SC113 ²⁸	1100887 ²⁶	12	55	R310	X302	SC2P	SC2N
1100583	12	42	●R291	X303	SC5 ²⁷	SC113 ²⁸	1101439	12	105	●R291	N/A	N/A	SC113 ²⁸
1100584	12	55	●R291	X303	SC5 ²⁷	SC113 ²⁸	1102847	12	42	●R291	X303	SC5 ²⁷	SC113 ²⁸
1100585	12	61	●R291	X303	SC5 ²⁷	SC113 ²⁸	1102876	12	55	●R291	X303	SC5 ²⁷	SC113 ²⁸
1100587	12	72	●R291	X303	SC5 ²⁷	SC113 ²⁸	1102920	12	42	●R291	X359	SC5 ²⁷	SC113 ²⁸
1100620	12	32	●R281	X285	SC2P	SC2N	1102921	12	61	●R291	X359	SC5 ²⁷	SC113 ²⁸
1100629 ²⁶	12	42	R310	X285	SC2P	SC2N	1102922	12	72	●R291	X359	SC5 ²⁷	SC113 ²⁸
1100630 ²⁶	12	32	R310	X285	SC2P	SC2N	1102925	12	42	●R291	X359	SC5 ²⁷	SC113 ²⁸

● A Borg-Warner Brand "P" Version Also Available See Inside Back Cover.

* For Standard Contact Assembly see Conversion Table.

² For Strap type use G136.

²⁶ This unit also uses G80 Alternator Capacitor.

²⁷ AC9 is a Rectifier Bridge; also use SC124 Kit.

²⁸ This unit is a Diode Trio.

⁵⁹ When Coil Bracket is required, refer to Illustrated Bracket Guide.

⁶⁰ For Epoxy Coils see Conversion Table.

ALLIS-CHALMERS — Cont'd

CHARGING SYSTEM PARTS — Cont'd

PARTS FOR DELCO-REMY ALTERNATORS — Cont'd

Alternator No.	Volt	Amp	Voltage Regulator	Brush Set	Positive Diode (3 Used)	Negative Diode (3 Used)	Alternator No.	Volt	Amp	Voltage Regulator	Brush Set	Positive Diode (3 Used)	Negative Diode (3 Used)
1102929	12	61	●R291	X359	SC5 ²⁷	SC113 ²⁸	1105063	12	18	●R291	X312	SC111 ⁴	SC113 ²⁸
1102933	12	42	●R291	X359	SC5 ²⁷	SC113 ²⁸	1105064	12	42	●R291	X312	SC111 ⁴	SC113 ²⁸
1102934	24	40	R322	X359	SC5 ²⁷	SC113 ²⁸	1105069	12	42	●R291	X359	SC111 ⁴	SC113 ²⁸
1102936	12	61	●R291	X359	SC5 ²⁷	SC113 ²⁸	1105420	12	42	●R291	X359	SC111 ⁴	SC113 ²⁸
1102937	12	72	●R291	X359	SC5 ²⁷	SC113 ²⁸	1105422	12	63	●R291	X359	SC111 ⁴	SC113 ²⁸
1102940	12	42	●R291	X359	SC5 ²⁷	SC113 ²⁸	1105423	12	65	●R291	X359	SC111 ⁴	SC113 ²⁸
1103035	12	72	●R291	X359	SC5 ²⁷	SC113 ²⁸	1105430	12	63	●R291	X359	SC111 ⁴	SC113 ²⁸
1103072	12	61	●R291	X359	SC5 ²⁷	SC113 ²⁸	1105431	12	40	●R291	X359	SC111 ⁴	SC113 ²⁸
1103113	12	37	●R291	X303	SC5 ²⁷	SC113 ²⁸	1105539	12	105	●R291	N/A	N/A	SC113 ²⁸
1103116	12	42	●R291	X359	SC5 ²⁷	SC113 ²⁸	1117090 ²⁹	12	85	R293	N/A	N/A	N/A
1103131	12	42	●R291	X359	SC5 ²⁷	SC113 ²⁸	1117096 ²⁹	24	60	R294	N/A	N/A	N/A
1103133	12	42	●R291	X359	SC5 ²⁷	SC113 ²⁸	1117226	24	50	R697	N/R	SC2P	SC2N
1103138	12	42	R279	X359	SC5 ²⁷	SC113 ²⁸	1117236	24	50	R697	N/A	SC2P	SC2N
1103141	12	72	R279	X359	SC5 ²⁷	SC113 ²⁸	1117248	24	50	R697	N/A	SC2P	SC2N
1103165	12	72	●R291	X359	SC5 ²⁷	SC113 ²⁸	1117642	24	45	R987	N/A	SC5 ²⁷	SC113 ²⁸
1103166	12	72	●R291	X359	SC5 ²⁷	SC113 ²⁸	1117772	24	45	R294	X355	N/A	N/A
1103167	24	40	R322	X359	SC5 ²⁷	SC113 ²⁸							

PARTS FOR MOTOROLA ALTERNATORS

Alternator No.	Volt	Amp	Voltage Regulator	Brush Set	Positive Diode (3 Used)	Negative Diode (3 Used)	Alternator No.	Volt	Amp	Voltage Regulator	Brush Set	Positive Diode (3 Used)	Negative Diode (3 Used)
71004406	12	—	R326	N/A	N/A	N/A	8AR2016R	12	—	R326	N/A	N/A	N/A
71007875	12	—	R327	N/A	N/A	N/A	8AR2021K	12	—	R327	N/A	N/A	N/A
7100440605	12	—	R326	N/A	N/A	N/A	12N51A+18-2	12	—	R326	N/A	N/A	N/A
7100787503	12	—	R327	N/A	N/A	N/A	12Z51+18-2	12	—	R326	N/A	N/A	N/A
748182760	12	—	R342	N/A	N/A	N/A							

PARTS FOR DELCO-REMY GENERATORS

Generator No.	Volt	Amp	Voltage Regulator	Voltage Regulator Fuse	Brush Set	Bushing	Generator No.	Volt	Amp	Voltage Regulator	Voltage Regulator Fuse	Brush Set	Bushing
1100025	6	35	R195	RF35	X270	N/A	1102030	12	20	N/A	N/A	X270	N/A
1100028	6	40	R128	RF45	X270	N/A	1102059	12	30	R153	RF35	X270	N/A
1100305	12	20	R198	N/A	X270	N/A	1102062	12	14	R317	N/A	X270	N/A
1100326	12	25	N/A	N/A	X270	N/A	1102072	12	20	N/A	N/A	X270	N/A
1100327	12	—	R197	RF35	X270	N/A	1102225	12	17	R317	N/A	X270	N/A
1100345	12	—	R198	RF35	X270	N/A	1102334	12	30	R153	RF35	X270	N/A
1100348	12	20	R197	RF35	X270	N/A	1103014	24	10	R318	N/A	X270	N/A
1100410	12	20	R197	RF35	X270	N/A	1103018	30,32	10	N/A	N/A	X270	N/A
1100426	12	25	N/A	N/A	X270	N/A	1103019	24	10	N/A	N/A	X270	N/A
1100440	12	14	R199	N/A	X270	N/A	1103028	24	10	N/A	N/A	X270	N/A
1100962	12	10	N/A	N/A	X349	GB203	1103032	24	10	N/A	N/A	X270	N/A
1100963	12	10	N/A	N/A	X349	GB203	1105209	24	10	N/A	N/A	X270	N/A
1100994	12	10	R197	RF35	X349	GB203	1105232	24	18	N/A	N/A	X353	N/A
1100995	12	10	R197	RF35	X349	GB203	1105237	24	15	R321	N/A	N/A	N/A
1101357	6	—	R193	RF35	X360	GB203	1105239	12	24	R308(P)	RF35	N/A	N/A
1101373	6	7.5	R193	RF35	N/A	GB203				R159(N)	RF35	N/A	N/A
1101413	6	—	R193	RF35	X360	GB203	1105377	12	12	N/A	N/A	X349	N/A
1101414	6	7.5	R193	RF35	N/A	GB203	1105386	12	17	N/A	N/A	X349	N/A
1101749	12	10	N/A	N/A	X349	GB203	1105939	12	32	N/A	N/A	X353	N/A
1101752	12	10	N/A	N/A	X349	GB203	1105946	12	25	N/A	N/A	X353	N/A
1101854	6	—	N/A	N/A	X360	GB203	1105957	24	6	N/A	N/A	¹³	N/A
1101858	6	—	N/A	N/A	X360	GB203	1105976	24	18	R321	N/A	X353	N/A

● A Borg-Warner Brand "P" Version Also Available See Inside Back Cover.

⁴ This unit is a Rectifier Bridge.

¹³ Use one each X349 & X353.

²⁷ AC9 is a Rectifier Bridge; also use SC124 Kit.

²⁸ This unit is a Diode Trio.

²⁹ This unit also uses G143 Alternator Capacitor.

(P) Positive Ground.

(N) Negative Ground.

ALLIS-CHALMERS — Cont'd

CHARGING SYSTEM PARTS — Cont'd

PARTS FOR DELCO-REMY GENERATORS — Cont'd

Generator No.	Volt	Amp	Voltage Regulator	Voltage Regulator Fuse	Brush Set	Bushing	Generator No.	Volt	Amp	Voltage Regulator	Voltage Regulator Fuse	Brush Set	Bushing
1105979	24	18	R321	N/A	X353	N/A	1105997	24	15	R321	N/A	X270	N/A
1105981	24	18	N/A	N/A	X353	N/A	1106660	12	25	R308	RF35	N/A	N/A
1105982	24	18	R321	N/A	X228	N/A	1106822	12	50	R187	N/A	X263	N/A
1105983	24	18	N/A	N/A	X353	N/A	1106867	24	26	R311	N/A	X263	N/A
1105988	24	18	R321	N/A	X353	N/A	1106955	24	20	N/A	N/A	X263	N/A

PARTS FOR PRESTOLITE GENERATORS

Generator No.	Volt	Amp	Voltage Regulator	Voltage Regulator Fuse	Brush Set	Bushing	Generator No.	Volt	Amp	Voltage Regulator	Voltage Regulator Fuse	Brush Set	Bushing
GBM-4804	6	15	R11	N/A	X324	GB200	GHD-6001Y	6	15	N/A	RF35	X324	GB202
GDY-4115N	6	40	N/A	N/A	X323	N/A	GHD-6001AC-1	6	15	N/A	RF35	X324	GB202
GFA-4806-2S	6	16	R621	RF35	N/A	GB200	GHH-6001E	12	10	N/A	RF35	X324	GB202
GFA-4830-2	6	16	R621	RF35	N/A	N/A	GHH-6001L	12	10	N/A	RF35	X324	GB202
GFW-4801B	12	15	N/A	N/A	N/A	GB200	GJL-7001A	12	20	N/A	N/A	X275	GB204

STARTING SYSTEM PARTS

PARTS FOR DELCO-REMY STARTERS

Starter Number	Volts	Starter Switch	Brush Set	Bushings		Starter Number	Volts	Starter Switch	Brush Set	Bushings	
				Drive End	Com. End					Drive End	Com. End
868	24	S116	X344 ²⁰	N/A	N/A	1107758	12	S72	X265	SB0 ²⁴	N/A
888	24	S116	X344 ²⁰	N/A	N/A	1107798	12	●S100 ⁴¹	X358	SB0	N/A
1107006	6	N/A	X145	SB65	N/A	1107831	12	S72	N/A	SB137	SB138
1107017	6	N/A	X145	SB0	SB0	1107848	12	S72	X265	SB0 ²⁴	N/A
1107043	12	N/A	X145	SB0	SB0	1107859 ³⁰	12	●S100 ⁴¹	X291	N/A ²⁴	N/A
1107044	6	S79	X145	SB0	N/A	1107880	12	S72	X265	SB0	N/A
1107046	6	S79	X145	SB0	N/A	1107951	6	N/A	X145	SB0	SB0
1107096	6	S612	X145	SB0	SB0	1107962	6	N/A	X145	SB0	SB0
1107209 ³⁰	12	●S100 ⁴⁷	X265	SB65 ²⁴	N/A	1108036	6	S79	X145	SB0	SB0
1107227	12	S72	X265	SB0	N/A	1108037	6	S79	X145	SB0	SB0
1107235	12	S72	X265	SB0	N/A	1108200	12	●S100 ⁴¹	X291	SB138	N/A
1107245 ³⁰	12	●S100 ⁴⁷	X265	SB65	N/A	1108338	12	●S100 ⁴⁷	X265	SB145	N/A
1107265	12	S72	X265	SB0 ²⁴	N/A	1108360	12	●S100 ⁴¹	X265	SB102	SB0
1107296	12	S72	X265	SB0	N/A	1108393 ³⁰	12	●S100 ⁴¹	X265	SB65	N/A
1107356 ³⁰	12	●S100 ⁴⁷	X358	N/A ²⁴	N/A	1108416 ³⁰	12	●S100 ⁴⁷	X265	N/A ²⁴	N/A
1107372	12	●S100 ⁴⁷	X358	SB145	N/A	1108425	12	●S100 ⁴⁷	X358	SB145	N/A
1107466	6	S79	X145	SB0	SB0	1108482	12	●S100 ⁴⁷	X265	N/A ²⁴	N/A
1107472	6	S79	X145	N/A	SB0	1108524 ³⁰	12	●S100 ⁴¹	X265	SB102	N/A
1107473	6	S79	X145	N/A	N/A	1108622	12	S72	X399	SB138	SB138
1107474	6	S79	X145	N/A	SB0	1108650	12	S72	X399	SB138	SB138
1107502	12	N/A	X145	N/A	N/A	1108669	12	N/A	X399	SB138	SB138
1107516 ³⁰	12	●S100 ⁴⁷	X291	N/A	N/A	1108694 ³⁰	12	●S100 ⁴⁷	X291	SB65	N/A
1107548	12	S72	X291	SB138	SB138	1108697 ³⁰	12	●S100 ⁴⁷	X291	N/A ²⁴	N/A
1107554	12	S72	X291	SB138	SB138	1108698 ³⁰	12	●S100 ⁴⁷	X291	N/A ²⁴	N/A
1107580 ³⁰	12	●S100 ⁴⁷	X291	N/A	N/A	1108714	12	N/A	X345 ²⁰	N/A	SB141
1107589 ³⁰	12	●S100 ⁴⁷	X291	N/A	N/A	1108784	12	●S100 ⁴⁷	X265	SB102	SB0
1107593	12	●S100 ⁴⁷	X291	N/A	N/A	1108811	24	N/A	X346 ²⁰	N/A	SB141
1107695	12	S72	X358	SB0 ²⁴	N/A	1108863	24	S116	X346 ²⁰	N/A	SB141
1107702	12	S72	X265	SB0	N/A	1108998	12	N/A	X346 ²⁰	N/A	SB138
1107705	12	●S100 ⁴¹	X358	SB0	N/A	1109053 ³⁰	12	●S100 ⁴⁷	X265	SB65	N/A
1107740	12	S72	X265	SB0 ²⁴	N/A	1109086 ³⁰	12	●S100 ⁴⁷	X265	SB65	N/A

● A Borg-Warner Brand "P" Version Also Available See Inside Back Cover.

²⁰ Starters require various number of Brushes, order as needed.

²⁴ Also use SB135 Intermediate Bushing.

³⁰ This unit also uses SC212 Starter Lever.

⁴¹ For Solenoid Repair Kit use SR10.

⁴⁷ For Solenoid Repair Kit use SR16.

ALLIS-CHALMERS — Cont'd

STARTING SYSTEM PARTS — Cont'd

PARTS FOR DELCO-REMY STARTERS — Cont'd

Starter Number	Volts	Starter Switch	Brush Set	Bushings		Starter Number	Volts	Starter Switch	Brush Set	Drive End	Com. End
				Drive End	Com. End						
1109099	12	●S100 ⁴⁷	X265	SB102	SB0	1113828	24	S116	X346 ²⁰	N/A	SB141
1109114	12	N/A	X344 ²⁰	N/A	SB141	1113834	24	S116	X346 ²⁰	N/A	SB141
1109144 ³⁰	12	●S100 ⁴⁷	X291	N/A ²⁴	N/A	1113849	24	S726 ⁴³	X306 ²⁰	N/A	SB141
1109186 ³⁰	12	●S100 ⁴⁷	X291	N/A ²⁴	N/A	1113855	24	S726 ⁴³	X306 ²⁰	N/A	SB141
1109187 ³⁰	12	●S100 ⁴⁷	X291	N/A ²⁴	N/A	1113892	24	S726 ⁴³	X306 ²⁰	N/A	SB141
1109188 ³⁰	12	●S100 ⁴⁷	X291	N/A	N/A	1113895	24	S726 ⁴³	X306 ²⁰	N/A	SB141
1109217	—	N/A	X291	SB201	N/A	1113898	24	S726 ⁴³	X306 ²⁰	N/A	SB141
1109255	12	●S100 ⁴⁷	X291	N/A ²⁴	SB138	1113900	24	S726 ⁴³	X306 ²⁰	N/A	SB141
1109272	12	●S100 ⁴⁷	X291	SB201	N/A	1113902	24	S726 ⁴³	X306 ²⁰	N/A	SB141
1109431 ³⁰	12	●S100 ⁴⁷	X265	SB65	N/A	1113909	32	S728	X306 ²⁰	N/A	SB141
1109605	6	S612	X357	N/A	SB65	1113915	24	S726 ⁴³	X306 ²⁰	N/A	SB141
1109614	6	S612	X357	N/A	SB65	1113916	24	S726 ⁴³	X306 ²⁰	N/A	SB141
1109703	24	S116	X346 ²⁰	N/A	SB141	1113926	24	S726 ⁴³	X306 ²⁰	N/A	SB141
1109861	24	N/A	X346 ²⁰	N/A	SB141	1114023	12	N/A	X346 ²⁰	N/A	SB141
1109862	24	N/A	X346 ²⁰	N/A	SB141	1114055	12	S725 ⁴²	X347 ²⁰	N/A	SB141
1109881	24	N/A	X346 ²⁰	N/A	SB141	1114072	12	S725 ⁴²	X347 ²⁰	N/A	SB141
1109960	24	S116	X344 ²⁰	N/A	N/A	1114085	12	S725 ⁴²	X306 ²⁰	N/A	SB141
1109965	24	S726 ⁴³	X401	N/A	N/A	1114090	12	S725 ⁴²	X347 ²⁰	N/A	SB141
1109971	24	S726 ⁴³	X401	N/A	N/A	1114117	12	S725 ⁴²	X306 ²⁰	N/A	SB141
1109986	24	S726 ⁴³	X401	N/A	N/A	1114141	12	S725 ⁴²	X347 ²⁰	N/A	SB141
1113035	12	N/A	X291	SB138 ²⁴	SB138	1114142	12	S725 ⁴²	X306 ²⁰	N/A	SB141
1113082	12	S120 ⁴⁴	X291	SB148 ²⁴	SB138	1114727	24	S726 ⁴³	X306 ²⁰	N/A	N/A
1113136	12	S120 ⁴⁴	X291	SB148	N/A	1114825	12	S725 ⁴²	SC168	N/A	N/A
1113149	12	S120 ⁴⁴	X362	SB148	SB138	1114851	24	S726 ⁴³	X322	N/A	N/A
1113152	12	S72	X291	N/A ²⁴	SB138	1114893	12	S725 ⁴²	SC168	N/A	N/A
1113215	12	S120 ⁴⁴	X291	SB148	N/A	1114915	24	S726 ⁴³	X322	N/A	N/A
1113229	12	S120 ⁴⁴	X291	SB148	N/A	1114916	24	S726 ⁴³	X322	N/A	N/A
1113400	12	S674	X291	SB148	N/A	1998262	12	S941	X265	SB201	N/A
1113401	12	N/A	X347 ²⁰	SB148	N/A	1998276	12	S941	X265	SB201	N/A
1113419	12	N/A	X347 ²⁰	SB148	N/A	1998305	12	S941	X265	N/A	N/A
1113653	12	S120 ⁴⁴	X291	SB148	SB138	1998306	12	S941	X265	SB201	N/A
1113657	12	S120 ⁴⁴	X291	SB148	SB138	1998328	12	S941	X322	SB201	N/A
1113661	12	S120 ⁴⁴	X291	SB148	SB138	1998335	12	S941	X322	SB201	N/A
1113689	12	N/A	X347 ²⁰	SB148	N/A	1998350	12	S941	X322	SB201	N/A
1113708	24	S116	X346 ²⁰	N/A	SB141	1998366	12	S941	X322	SB201	N/A
1113710	24	S116	X346 ²⁰	N/A	SB141	1998370	12	S941	X322	SB201	N/A
1113714	24	N/A	X346 ²⁰	N/A	SB141	1998378	12	S941	X322	SB201	N/A
1113715	24	N/A	X346 ²⁰	N/A	SB141	1998402	12	S941	X291	SB201	N/A
1113772	24	N/A	X346 ²⁰	N/A	SB141	1998403	12	S941	X291	SB201	N/A
1113783	24	S116	X346 ²⁰	N/A	SB141						

PARTS FOR PRESTOLITE STARTERS

Starter Number	Volts	Starter Switch	Brush Set	Bushings		Starter Number	Volts	Starter Switch	Brush Set	Drive End	Com. End
				Drive End	Com. End						
MAB-4085A	6	S5	X327	SB136 ²⁵	N/A	MBG-4141	12	S5	X326	N/A	N/A
MAK-4023	6	S5	N/A	N/A	N/A	MBJ-4116	12	S72	N/A	SB136 ²⁵	N/A
MAS-4016	12	S72	N/A	SB136	SB139	MCK-4012	12	N/A	N/A	N/A	GB200
MAS-4104	12	S5	X329	SB136	SB139	MCL-6007	6	S5	X326	SB136	N/A
MAS-4105	12	S5	X329	SB136	SB139	MCL-6009A	6	N/A	X326	SB136	N/A
MAS-4106	12	N/A	X329	SB136	SB139	MDL-6007	12	N/A	X331	SB136	N/A
MAS-4107	12	N/A	X329	SB136	SB139	ML-4178	6	S5	N/A	SB140	SB139
MAX-4074	6	S79	X328	SB136 ²⁵	N/A	ML-4214	6	S5	N/A	SB136	SB139
MBG-4109	12	S5	X326	N/A	N/A	ML-4308	12	S72	X329	SB140	N/A

● A Borg-Warner Brand "P" Version Also Available See Inside Back Cover.

²⁰ Starters require various number of Brushes, order as needed.

²⁴ Also use SB135 Intermediate Bushing.

²⁵ Also use SB136 Intermediate Bushing.

³⁰ This unit also uses SC212 Starter Lever.

⁴² Use SR13 for Solenoids w/Oval Face Plate; SR26 for Solenoids w/Square Face Plate.

⁴³ Use SR14 for Solenoids w/Oval Face Plate; SR27 for Solenoids w/Square Face Plate.

⁴⁴ For Solenoid Repair Kit use SR24.

⁴⁷ For Solenoid Repair Kit use SR16.

ALLIS-CHALMERS — Cont'd

STARTING SYSTEM PARTS — Cont'd

PARTS FOR PRESTOLITE STARTERS

Starter Number	Volts	Starter Switch	Brush Set	Bushings		Starter Number	Volts	Starter Switch	Brush Set	Drive End	Bushings	
				Drive End	Com. End						Drive End	Com. End
ML-4350	12	N/A	X329	N/A	N/A	MR-4113A	6	S5	N/A	N/A	N/A	SB139
ML-4354	12	N/A	X329	N/A	N/A	MZ-4144	6	N/A	X326	SB136	N/A	N/A

STARTER DRIVES

Starter Number	Part No.	Starter Number	Part No.
1107227	SD565	1113229	SD282
1107235	SD565	1113419	SD282
1107245	SD221	1113653	SD279
1107296	SD568	1113657	SD279
1107356	SD221	1113661	SD279
1107473	SD568	1113849	SD486
1107516	SD221	1113855	SD486
1107580	SD279	1113892	SD486
1107589	SD302	1113895	SD486
1107593	SD279	1113898	SD486
1107695	SD565	1113900	SD486
1107702	SD568	1113902	SD486
1107705	SD568	1113909	SD486
1107740	SD568	1113915	SD486
1107798	SD568	1113916	SD486
1107831	SD144	1113926	SD486
1107848	SD135	1114055	SD486
1108338	SD207	1114072	SD486
1108360	SD207	1114085	SD486
1108393	SD221	1114090	SD486
1108416	SD221	1114117	SD489
1108425	SD207	1114141	SD489
1108482	SD221	1114142	SD489
1108524	SD221	1114727	SD486
1108698	SD302	1114825	SD489
1109053	SD221	1114851	SD486
1109086	SD221	1114893	SD486
1109099	SD207	1114915	SD486
1109144	SD302	1114916	SD486
1109187	SD302	1998262	SD221
1109188	SD302	1998276	SD221
1109272	SD282	1998306	SD221
1109431	SD221	1998328	SD282
1109965	SD486	1998335	SD221
1109971	SD486	1998378	SD282
1109986	SD486	1998402	SD221
1113082	SD279	1998403	SD221
1113152	SD279		

SWITCHES & RELAYS

Year	Model or Engine	Part No.	Year	Model or Engine	Part No.
DIMMER SWITCH			HORN RELAY — Cont'd		
1957-55	TR Wagon Tractor, TS-100, 200, 260, 360 Scraper	DS118	1978-75	AC-C60, 60C, 60D, 70, 70C, 70D, 80, 80D, 100, 100C, 100D, 120, 120D, AC-P60, 70, 80, 100, 100D, 120, 120D, 140, 140D, AC-S 100, 100D, 120, 120D, FPD60, 60D, 70, 70D, 80, 80D Forklift	R132
1978-75	AC-C 20, 25, 30, AC-P20, 25, 30 Forklift w/Cont. F-135	R132	1975	AC-C35, 40, 45, 50, 55D Forklift w/D175 Diesel	R132
1978-75	AC-C 35, 40, 45, 50, 55, AC-P40, 50 Forklift w/Cont. F-163	R132			

ALLIS-CHALMERS — Cont'd

SWITCHES & RELAYS — Cont'd

Year	Model or Engine	Part No.	Year	Model or Engine	Part No.
HORN RELAY — Cont'd			HORN RELAY — Cont'd		
1974	AC-C20, 25, 30, 35, 40, 45, 50, 55, 55D, 60, 60C, 70, 70C, 80, 100, 100C, 120, AC-CD 60, 70, 80, 100, AC-P20, 25, 30, 40, 50, 60, 70, 80, 100, 120, 140, FPD-60, 70, 80 Forklift ...	R132	1962-61	F-30, 40, 50, 60, 70, 80, 100, FD-30, 40, 50, FPD40, 50, 60, 70, 80, 100, FT-FTP-20, FT-25, FTB30-24 Forklift.....	R132
1973	AC-C20, 25, 30, 35, 40, 45, 50, 55, 60C, 70C, 100C, AC-CD60, 70, 80, 100, 120, AC-G60, 70, 80, 100, 120, AC-P20, 25, 30, 60, 70, 80, 100, 120, 140, F-60, 70, 80, 100, 120, FD-60, 70, 80, 100, 120, FP-40, 60, FPD-60, 70, 80 Forklift	R132	1961-60	F40, 50, FD-40, 50, FT-40, 50, 60, 70, 80, 100, FTB30-15, 30-24, FTD-40, 50, 60, 70, 80, 100, FT-FTB-20 Forklift 6V	R102 R132
1972-65	F-30, 40, 50, 60, 70, 80, 100, 120, FD-30, 40, 50, 60, 70, 80, 100, 120, FP-20, 30, 40, 50, 60, 70, 80, FPD-40, 50, 60, 70, 80, FT-20, 25, FTB30-24 Forklift	R132	STOPLIGHT SWITCH		
1964-63	F-30, 40, 50, 60, 70, 80, 100, FD-30, 40, 50, FPD-40, 50, 60, 70, 80, 100, FT-FTP20, FT-25, FTB30-24 Forklift	R132	1970-55	D, DD Grader	S190
			1955-54	AD-40, D Grader	S190
			1953-49	AD-3, 4, BD-3, 4, D Grader	S190

AUSTIN WESTERN

PARTS FOR DISTRIBUTORS & COILS

Year	Cyl.	Volt	Model or Engine	For Distributor Number	Contact Assembly*			Rotor	6 Volt Coil ^{59,60}	12 Volt Coil ^{59,60}
					Heavy Duty	Heavy Duty Pierced	Con-denser Cap			
1972-69	8	12	8-10 Ton, 10-12 Ton, 12-14 Ton Three Wheel, 8-12 Ton, 10-14 Ton Tandem Roller.....	1110635	A72	N/A	G102A C145	D134	N/R	●E30 ³
1972-65	8	12	210, 220, 410, 615, 4100, 4125 Self-Propelled Crane	1110635	A72	N/A	G102A C145	D134	N/R	●E30 ³
1972-62	8	12	40, 70 Sweeper	1112437	A72	N/A	G102A C145	D134	N/R	●E30 ³
1971-69	8	12	630 CM Carrier Mounted Crane	1110635	A72	N/A	G102A C145	D134	N/R	●E30 ³
1967-63	8	12	510 Self-Propelled Crane ..	1110625	A72	N/A	G102A C145	D134	N/R	●E30 ³
1966-58	6	6	40 Sweeper.....	1112408	A40H	A40V	G102A C16	D10	E1	N/R
1966-58	6	12	60 Sweeper.....	1112408	A40H	A40V	G102A C16	D10	N/R	E40
1955	6	12	Road Roller	1112399	A40H	A40V	G102A C16	D10	N/R	E40
1952-49	6	6	Autocrat Roller, 88 Grader	1111782	A40H	A40V	G102A C16A	N/A	E1	N/R
1950	4	12	99-H Grader.....	1111719	A40H	A40V	G102A C150	N/A	N/R	E40
1950-49	6	6	Cadet & Tandem Rollers ...	1110095	A40H	A40V	G102A C16	D10	E1	N/R

● A Borg-Warner Brand "P" Version Also Available See Inside Back Cover.

* For Standard Contact Assembly see Conversion Table.

³ For Resistor use RU4.

⁵⁹ When Coil Bracket is required, refer to Illustrated Bracket Guide.

⁶⁰ For Epoxy Coils see Conversion Table.

AUSTIN WESTERN — Cont'd

CHARGING SYSTEM PARTS

PARTS FOR DELCO-REMY ALTERNATORS

Alternator No.	Volt	Amp	Voltage Regulator	Brush Set	Positive Diode (3 Used)	Negative Diode (3 Used)	Alternator No.	Volt	Amp	Voltage Regulator	Brush Set	Positive Diode (3 Used)	Negative Diode (3 Used)
1100081	12	65	R279	X303	N/A	SC113 ²⁸	1105422	12	61	●R291	X359	SC111 ⁴	SC113 ²⁸
1100585	12	61	●R291	X303	SC5 ²⁷	SC113 ²⁸	1105470	12	65	R716	X303	SC117 ⁴	SC116 ²⁸
1100630 ²⁶	12	32	R310	X285	SC2P	SC2N	1117070	12	60	R293	N/A	N/A	N/A
1100687 ²⁶	12	32	R310	X302	SC2P	SC2N	1117078	12	60	R293	N/A	N/A	N/A
1100720	12	32	R310	X302	SC2P	SC2N	1117738	12	55,62	R716	N/R	N/A	SC228 ²⁸
1102921	12	61	●R291	N/A	SC5 ²⁷	SC113 ²⁸	1117753	12	55	R310	X368	N/A	N/A
1102944	12	42	R310	X302	SC2P	SC2N	1117754	12	62	R293	X368	N/A	N/A

PARTS FOR DELCO-REMY GENERATORS

Generator No.	Volt	Amp	Voltage Regulator	Voltage Regulator Fuse	Brush Set	Bushing	Generator No.	Volt	Amp	Voltage Regulator	Voltage Regulator Fuse	Brush Set	Bushing
939A	6	14	N/A	N/A	X348	N/A	1102731	6	40	R117	RF45	X228	GB203
1101369	6	14	R193	RF35	X360	GB203	1102955	12	17	R308	RF35	X228	GB203
1101726	12	10	N/A	N/A	X348	GB203	1102968	12	18	R308	RF35	X228	N/A
1101737	12	10	N/A	N/A	X348	GB203	1102976	12	20	R308	RF35	X228	GB203
1101738	12	10	N/A	N/A	X348	GB203	1102978	12	20	N/A	N/A	X228	N/A
1101743	12	10	N/A	N/A	X348	N/A	1102985	12	20	R308	RF35	X228	GB203
1101747	12	10	N/A	N/A	X348	GB203	1105909	12	25	R308(P)	RF35		
1102005	12	30	R153	RF35	X270	N/A				R319(N)	N/A	X228	N/A
1102023	12	25	R319	N/A	X270	N/A	1106822	12	50	R187	N/A	X263	N/A
1102059	12	30	R153	RF35	X270	N/A	1106824	12	50	R187(P)	N/A		
1102102	12	25	R308	RF35	X270	N/A				R320(N)	N/A	X263	N/A
1102188	12	30	R153	RF35	X270	N/A	1106857	32	15	N/A	N/A	X263	N/A
1102673	6	30	R117	RF45	X228	GB203	1106986	12	50	R320(N)	N/A		
1102688	6	26	N/A	N/A	X228	GB203				R309(P)	N/A	X263	N/A
1102713	6	30	R117	RF45	X228	GB203							

STARTING SYSTEM PARTS

PARTS FOR DELCO-REMY STARTERS

Starter Number	Volts	Starter Switch	Brush Set	Bushings		Starter Number	Volts	Starter Switch	Brush Set	Bushings	
				Drive End	Com. End					Drive End	Com. End
722L	6	N/A	X145	N/A	N/A	1108810	12	N/A	X346 ²⁰	SB137	SB141
779	12	S612	X344 ²⁰	N/A ²⁴	SB65	1108873	24	S116	X346 ²⁰	N/A	SB141
835	32	N/A	X344 ²⁰	N/A	N/A	1108925	12	S612	X344 ²⁰	N/A ²⁴	SB65
1107041	6	N/A	X145	SB65	N/A	1108944	12	S612	X344 ²⁰	N/A ²⁴	SB65
1107156	6	SR15	X145	SB102	N/A	1108954	12	S5	X346 ²⁰	N/A ²⁴	SB0
1107409	6	N/A	X145	SB0	N/A	1108958	6	S612	X347 ²⁰	N/A ²⁴	SB0
1107430	6	N/A	X145	SB0	N/A	1109108	12	N/A	X344 ²⁰	SB137	N/A
1107678 ³⁰	12	●S100 ⁴⁷	X265	SB102	N/A	1109155	12	N/A	X346 ²⁰	N/A	SB0
1107679 ³⁰	12	●S100 ⁴⁷	X265	SB102	N/A	1113070	12	S120 ⁴⁴	X291	SB148 ²⁴	SB138
1107710 ³⁰	12	●S100 ⁴⁷	X265	SB102	N/A	1113098	12	S120 ⁴⁴	X291	SB148 ²⁴	SB138
1108042	6	SR15	X145	SB65	N/A	1113167	12	S120 ⁴⁴	X291	SB148	SB138
1108157	12	S83	N/A	SB65	N/A	1113183	12	S120 ⁴⁴	X291	SB148	SB138
1108373	12	●S100 ⁴⁷	X265	N/A	N/A	1113193	12	S120 ⁴⁴	X291	SB148	SB138

● A Borg-Warner Brand "P" Version Also Available See Inside Back Cover.

⁴ This unit is a Rectifier Bridge.

²⁰ Starters require various number of Brushes, order as needed.

²⁴ Also use SB135 Intermediate Bushing.

²⁶ This unit also uses G80 Alternator Capacitor.

²⁷ AC9 is a Rectifier Bridge; also use SC124 Kit.

²⁸ This unit is a Diode Trio.

³⁰ This unit also uses SC212 Starter Lever.

⁴⁴ For Solenoid Repair Kit use SR24.

⁴⁷ For Solenoid Repair Kit use SR16.

(P) Positive Ground.

(N) Negative Ground.

AUSTIN WESTERN — Cont'd

STARTING SYSTEM PARTS — Cont'd

PARTS FOR DELCO-REMY STARTERS — Cont'd

Starter Number	Volts	Starter Switch	Brush Set	Bushings		Starter Number	Volts	Starter Switch	Brush Set	Drive End	Com. End
				Drive End	Com. End						
1113237	12	S120 ⁴⁴	X291	SB148	N/A	1114089	12	N/A	X346 ²⁰	N/A	SB141
1113319	12	N/A	X291	N/A	SB138	1114127	12	S725 ⁴²	X347 ²⁰	N/A	SB141
1113543	12	S725 ⁴²	N/A	SB165	N/A	1114128	12	S725 ⁴²	X347 ²⁰	N/A	SB141
1113638	12	S725 ⁴²	X291	N/A	SB138	1114157	12	S725 ⁴²	X347 ²⁰	N/A	SB141
1113664	12	S725 ⁴²	N/A	N/A	SB138	1990377	12	S5019 ⁵⁷	X395	SB165	SB148
1113824	24	S726 ⁴³	X306 ²⁰	N/A	SB141	1990379	12	S5019 ⁵⁷	X395	SB165	SB148
1114000	12	N/A	X347 ²⁰	N/A	SB141	1990456	24	S5021 ⁵⁸	X396	SB165	SB148
1114002	12	S905	X346 ²⁰	N/A	SB141	1990483	24	S5021 ⁵⁸	X396	SB165	SB148
1114052	12	S725 ⁴²	X306 ²⁰	N/A	SB141	1993878	12	S5131	X397	SB148	SB148
1114077	12	S725 ⁴²	X306 ²⁰	N/A	SB141	10455601	12	N/A	X265	SB160	N/A
1114078	12	S725 ⁴²	X306 ²⁰	N/A	SB141						

STARTER DRIVES

Starter Number	Part No.	Starter Number	Part No.
1107409	SD135	1113664	SD489
1108157	SD221	1113824	SD486
1108373	SD207	1114078	SD486
1113070	SD221	1114127	SD489
1113098	SD279	1114128	SD486
1113167	SD221	1114157	SD486
1113193	SD279	1990379	SD489
1113543	SD486	1990456	SD486
1113638	SD486	1990483	SD486

SWITCHES & RELAYS

Year	Model or Engine	Part No.	Year	Model or Engine	Part No.
HORN RELAY			HORN RELAY — Cont'd		
1972-67	105, 110, 210, 220, 615, 4100, 4125		1971-63	40, 70 Sweeper	R132
	Self-Propelled Crane	R132	1967-63	510 Self-Propelled Crane	R132
1971-69	630-CM Carrier Mounted Crane	R132	1966-63	105, 110, 210, 220, 410 Self-Propelled Crane	R132

AUTOMATIC TRANSPORTATION
(See Eaton Corp.)

²⁰ Starters require various number of Brushes, order as needed.
⁴² Use SR13 for Solenoids w/Oval Face Plate; SR26 for Solenoids w/Square Face Plate.
⁴³ Use SR14 for Solenoids w/Oval Face Plate; SR27 for Solenoids w/Square Face Plate.

⁴⁴ For Solenoid Repair Kit use SR24.
⁵⁷ For Solenoid Repair Kit use SR29.
⁵⁸ For Solenoid Repair Kit use SR30.

BAKER INDUSTRIAL TRUCK

PARTS FOR DISTRIBUTORS & COILS

Year	Cyl.	Volt	Model or Engine	For Distributor Number	Contact Assembly*			Cap	Rotor	6 Volt Coil ^{59,60}	12 Volt Coil ^{59,60}
					Heavy Duty	Heavy Duty Pierced	Con-denser				
1982-70	4	6&12	Cont. F163	IBT-4701C	A105	N/A	G136	C204 ⁵	D181 ⁵	E5	E502 ¹
1981-72	6	6&12	Cont. F226, F245	IBT-6701D	A105	N/A	G136	C205	D181	E5	E502 ¹
1973	4	6	Lift Truck	IDD-4101A	N/R	N/R	N/R	C204 ⁵	D181 ⁵	N/A	N/R
1973	6	12	Cont. F226, F245	IDD-4105	N/R	N/R	N/R	C205	D181	N/R	N/A
1973-63	4	6&12	All Prestolite Distributors..	IBT-4701A, B	A105	N/A	G136	C204 ⁵	D181 ⁵	E5	E502 ¹
1966-61	4	6	Herc. IXLB	IAD-6003B	A81	N/A	G124 ²	C110	D121	E5	E502 ¹
1962-60	6	6&12	Type ME-1A Towing Tractor w/Chrysler 30-1367-1	IAD-4039-1	A81	N/A	G136	C123	D103	E5	E502 ¹
1959	4	6	Herc. IXA-3, IXA-LPG	1111736	A40H	A40V	G102A	C150	D10	E1	N/R
1959-54	4	6	Herc. IXLB-3	1111736	A40H	A40V	G102A	C150	D10	E1	N/R
1959-54	6	6	Herc. QXD-3.....	1111870	A40H	A40V	G102A	C16A	N/A	E1	N/R

CHARGING SYSTEM PARTS

PARTS FOR DELCO-REMY GENERATORS

Generator No.	Volt	Amp	Voltage Regulator	Voltage Regulator Fuse	Brush Set	Bushing
1102731.....	6	40	R128	RF45	X228	GB203

PARTS FOR PRESTOLITE GENERATORS

Generator No.	Volt	Amp	Voltage Regulator	Voltage Regulator Fuse	Brush Set	Bushing
GHD-6001Z....	6	15	N/A	RF35	X324	GB202
GJT-7010FN ...	12	—	R230	RF35	X260	GB204

STARTING SYSTEM PARTS

PARTS FOR DELCO-REMY STARTERS

Starter Number	Volts	Starter Switch	Brush Set	Bushings	
				Drive End	Com. End
1108043.....	6	S79	X145	SB137	SB138

PARTS FOR PRESTOLITE STARTERS

Starter Number	Volts	Starter Switch	Brush Set	Bushings	
				Drive End	Com. End
MBG-4131	12	S72	X326	SB136 ²⁵	N/A
MDU-8007AT	12	N/A	X332	SB106	N/A
MZ-4176	6	N/A	X326	SB136	N/A

* For Standard Contact Assembly see Conversion Table.

¹ If 12 Volt with Resistor use E38 & RU12 Resistor.

² For Strap type use G136.

⁵ This Cap & Rotor must be used together.

²⁵ Also use SB136 Intermediate Bushing.

⁵⁹ When Coil Bracket is required, refer to Illustrated Bracket Guide.

⁶⁰ For Epoxy Coils see Conversion Table.

BAY CITY

PARTS FOR DISTRIBUTORS & COILS											
Year	Cyl.	Volt	Model or Engine	For Distributor Number	Contact Assembly*			Cap	Rotor	6 Volt Coil ^{59,60}	12 Volt Coil ^{59,60}
					Heavy Duty	Heavy Duty Pierced	Con-denser				
1972-48	6	6	All	IGC-4216B	A70	N/A	G124 ²	N/A	N/A	E5	N/A
	6	6&12	All	IAD-6001C, E, IGC-6001C, G	A81	N/A	G124 ²	C123	D103	E5	E502 ¹

STARTING SYSTEM PARTS

PARTS FOR PRESTOLITE STARTERS

Starter Number	Volts	Starter Switch	Brush Set	Bushings	
				Drive End	Com. End
MAB-4085A	6	S5	X327	SB136 ²⁵	SB59
MAS-4011	12	S72	N/A	SB136	SB139
ML-4318	6	S5	X329	SB136	SB139
MR-4104	6	S5	N/A	N/A	N/A

BUDA

PARTS FOR DISTRIBUTORS & COILS											
Year	Cyl.	Volt	Model or Engine	For Distributor Number	Contact Assembly*			Cap	Rotor	6 Volt Coil ^{59,60}	12 Volt Coil ^{59,60}
					Heavy Duty	Heavy Duty Pierced	Con-denser				
ENGINES											
1973-50	6	6&12	K-325, 369, 393, 428, L-468, 525, LO-525, H-260, 298, HP-260, 298, 326, 351	IGC-6001A, B	A81	N/A	G124 ²	C123	D103	E5	E502 ¹
1972-51	4	6&12	4B-153, 182	IAD-6003-1A	A81	N/A	G124 ²	C110	D121	E5	E502 ¹
1972-50	6	6&12	6B-190, 205, 221, 225, 230	IAD-6001-1B	A81	N/A	G124 ²	C123	D103	E5	E502 ¹
TRUCKS											
1956-51	4	6&12	FB	IGW-4118A	A70	N/A	G127	C131	D91B	E5	E502 ¹
1954-53	6	6&12	FT-60, 75, HA, HB, JG	IAD-6001-1B	A81	N/A	G124 ²	C123	D103	E5	E502 ¹
1953-52	4	6&12	FT-30, 40, 50, 60, TG	IAD-6003-1A	A81	N/A	G124 ²	C110	D121	E5	E502 ¹

* For Standard Contact Assembly see Conversion Table.

¹ If 12 Volt with Resistor use E38 & RU12 Resistor.

² For Strap type use G136.

²⁵ Also use SB136 Intermediate Bushing.

⁵⁹ When Coil Bracket is required, refer to Illustrated Bracket Guide.

⁶⁰ For Epoxy Coils see Conversion Table.

BUDA — Cont'd

CHARGING SYSTEM PARTS

PARTS FOR PRESTOLITE GENERATORS

Generator No.	Volt	Amp	Voltage Regulator	Voltage Regulator Fuse	Brush Set	Bushing	Generator No.	Volt	Amp	Voltage Regulator	Voltage Regulator Fuse	Brush Set	Bushing
GAS-4193A	6	12.5	N/A	N/A	X323	N/A	GGW-6001V.....	6	40	R118	RF45	X260	GB202
GBM-4814A-1 ...	6	18	N/A	N/A	X324	GB200	GHB-6001B-1....	—	—	N/A	N/A	X324	GB202
GDZ-4813D	6	35	R118	RF45	X260	GB200	GHD-6001Q.....	6	15	N/A	RF35	X324	GB202
GEB-4812	6	32	R118	RF45	N/A	N/A	GHD-6001Y.....	6	15	N/A	RF35	X324	GB202
GEF-4813A	12	12	N/A	N/A	N/A	GB200	GHH-6001B.....	12	15	N/A	RF35	X324	GB202
GEF-4813B	12	12	N/A	N/A	N/A	GB200	GHH-6001C.....	12	15	N/A	RF35	X324	GB202
GFA-4810-2.....	6	16	R621	RF35	N/A	GB200	GHH-6001E.....	12	15	N/A	RF35	X324	GB202
GFA-4830-2.....	6	16	R621	RF35	N/A	N/A							

STARTING SYSTEM PARTS

PARTS FOR PRESTOLITE STARTERS

Starter Number	Volts	Starter Switch	Brush Set	Bushings		Starter Number	Volts	Starter Switch	Brush Set	Bushings	
				Drive End	Com. End					Drive End	Com. End
MAB-4085A	6	S5	X327	SB136 ²⁵	SB59	MBJ-4116	12	S72	N/A	SB136 ²⁵	SB59
MAB-4092	6	S79	X327	SB136 ²⁵	SB59	MBR-4006	12	S72	N/A	SB140	GB200
MAK-4023	6	S5	N/A	N/A	N/A	MCL-6007	6	N/A	X326	SB136	N/A
MAJ-4063	6	N/A	X327	SB136 ²⁵	SB59	ML-4186	6	S5	N/A	SB136	N/A
MAS-4008	12	S5	N/A	SB136	SB139	ML-4308	12	S72	X329	SB140	SB139
MAS-4016	12	S72	N/A	SB136 ²⁵	SB139	ML-4310	6	S79	X329	SB136	SB139
MAS-4104	12	N/A	N/A	SB136	SB139	ML-4330	6	N/A	X329	SB136	SB139
MAX-4074	6	S79	X328	SB136 ²⁵	N/A	MR-4113A	6	S5	N/A	N/A	SB139
MAX-4075	12	S72	X328	SB136 ²⁵	N/A	MZ-4144	6	N/A	X326	SB136	N/A

BUFFALO SPRINGFIELD ROLLER

PARTS FOR DISTRIBUTORS & COILS

Year	Cyl.	Volt	Model or Engine	For Distributor Number	Contact Assembly*			Cap	Rotor	6 Volt Coil ^{59,60}	12 Volt Coil ^{59,60}
					Heavy Duty	Heavy Duty Pierced	Con-denser				
1960-59	4	6	KT-7A, 8, 15A.....	1111712, 17	A40H	A40V	G102A	C150	N/A	E1	N/R
1960-59	6	6	KT-16D, 19A, 24D, KX-25D, E, VM-31D.....	1110198, 1111769, 807, 870	A40H	A40V	G102A	C16A	N/A	E1	N/R
1958-54	4	6	KT-7, 7A, 8, 15A.....	1111712, 17	A40H	A40V	G102A	C150	N/A	E1	N/R
1958-54	6	6	KT-15A, 16C, D, 19A, 24C, D, KX-25C, D, E, VM-31D	1110198, 1111769, 807, 870	A40H	A40V	G102A	C16A	N/A	E1	N/R
1957-54	4	6	KT-7	1111703	A40H	A40V	G102A	C150	N/A	E1	N/R
1957-54	6	6	VM-31C.....	1111773	A40H	A40V	G102A	C16A	N/A	E1	N/R
1953-49	4	6	KT-7, TR-3.....	1111712	A40H	A40V	G102A	C150	N/A	E1	N/R

* For Standard Contact Assembly see Conversion Table.

²⁵ Also use SB136 Intermediate Bushing.

⁵⁹ When Coil Bracket is required, refer to Illustrated Bracket Guide.

⁶⁰ For Epoxy Coils see Conversion Table.

BUFFALO SPRINGFIELD — Cont'd

PARTS FOR DISTRIBUTORS & COILS — Cont'd

Year	Cyl.	Volt	Model or Engine	For Distributor Number	Contact Assembly*						
					Heavy Duty	Heavy Duty Pierced	Con-denser	Cap	Rotor	6 Volt Coil ^{59,60}	12 Volt Coil ^{59,60}
1953-49	6	6	KT-16B, C, 17B, C, 24B, C, VM-31B, C	1110198, 1111769	A40H	A40V	G102A	C16A	N/A	E1	N/R

CHARGING SYSTEM PARTS

PARTS FOR DELCO-REMY GENERATORS

Generator No.	Volt	Amp	Voltage Regulator	Voltage Regulator Fuse	Brush Set	Bushing	Generator No.	Volt	Amp	Voltage Regulator	Voltage Regulator Fuse	Brush Set	Bushing
1100972	12	9	N/A	N/A	X348	GB203	1101743	12	10	N/A	N/A	X348	N/A
1101382	6	12	N/A	N/A	X360	GB203	1101778	12	9	N/A	N/A	X348	GB203
1101400	6	12	N/A	N/A	N/A	GB203	1102023	12	25	R308	RF35	X270	N/A
1101411	6	16	R193	RF35	X360	GB203	1102714	6	30	R129	RF35	X228	GB203
1101726	12	10	N/A	N/A	X348	GB203	1102976	12	20	R308	RF35	X228	GB203

STARTING SYSTEM PARTS

PARTS FOR DELCO-REMY STARTERS

Starter Number	Volts	Starter Switch	Brush Set	Bushings			Starter Number	Volts	Starter Switch	Brush Set	Bushings		
				Drive End	Com. End						Drive End	Com. End	
722W	6	S62	X145	SB137	N/A		1108904	12	S612	X344 ²⁰	N/A ²⁴	SB65	
739B	6	N/A	X145	SB0	N/A		1108933	12	N/A	X344 ²⁰	N/A ²⁴	SB65	
1107090	6	S62	X145	SB137	SB138		1108951	12	S62	X347 ²⁰	N/A ²⁴	SB0	
1107402	6	S62	X145	SB0	N/A		1108956	12	S5	X346 ²⁰	N/A ²⁴	SB0	
1107443	6	S62	X145	SB137	SB138		1109453	6	S62	X357	SB0	SB65	
1107454	6	S62	X145	SB137	SB138		1109456	6	S62	X357	SB0	SB65	
1107970	6	S79	X145	SB0	N/A		1113008	12	N/A	X291	N/A ²⁴	SB138	
1108055	6	S79	X145	SB137	SB138		1113755	24	N/A	X346 ²⁰	N/A	SB141	
1108809	12	N/A	X346 ²⁰	SB137	SB141		1114016	12	N/A	X346 ²⁰	N/A	SB141	
1108869	24	N/A	X306 ²⁰	N/A	SB141								

STARTER DRIVES

Starter Number	Part No.
1107443	SD135
1109453	SD489
1109456	SD486

* For Standard Contact Assembly see Conversion Table.

²⁰ Starters require various number of Brushes, order as needed.

²⁴ Also use SB135 Intermediate Bushing.

⁵⁹ When Coil Bracket is required, refer to Illustrated Bracket Guide.

⁶⁰ For Epoxy Coils see Conversion Table.

J.I. CASE

PARTS FOR ELECTRONIC IGNITION

Year	Cyl.	Model or Engine	For Distributor Number	Reluctor	Sensor	Control Module	Cap	Rotor	12 Volt Coil ^{59,60}
1978-75	4	1737S Uniloader	IDJ-4007	N/A	ME14	CBE8	C207	D181	●E30

PARTS FOR DISTRIBUTORS & COILS

Year	Cyl.	Volt	Model or Engine	For Distributor Number	Contact Assembly*			Cap	Rotor	6 Volt Coil ^{59,60}	12 Volt Coil ^{59,60}
					Heavy Duty	Heavy Duty Pierced	Con-denser				
1982-70	4	6&12	1700 Uniloader	IAD-6003-2K	A81	N/A	G124 ²	C110	D121	E5	E502 ¹
1982-60	4	6&12	435LCK, 480CK, 500, 535LCK, Utility Tractor, 580CK Forklift, P-50 Hydra-Placer, 188 Power Unit	IAD-6003-2F, J, K	A81	N/A	G124 ²	C110	D121	E5	E502 ¹
1978-63	4	6&12	W5AG Loader, 470, 480, 480B, 480CK, 570, 580, 580B, 580CK Tractor	IBT-4403A	A102V	N/A	G136	C202	D179	E5	E502 ¹
1974-72	4	—	1737S Loader w/CD Ign... ..	IDD-4104	N/R	N/R	N/R	C207	D181	N/A	N/A
1974-63	4	6&12	201 Power Unit, 540C Airport Tractor	IBT-4403A	A102V	N/A	G136	C202	D179	E5	E502 ¹
1972-67	4	6&12	A-284 Power Unit, 680CK Tractor	IBT-4404, A	A102V	N/A	G136	C202	D179	E5	E502 ¹
1971-67	4	6&12	310, 540 Crawler Tractor..	IAD-6003-2F	A81	N/A	G124 ²	C110	D121	E5	E502 ¹
1969-67	4	6&12	W7G, W8C, W9C, W10C Loader	IBT-6404, A	A102V	N/A	G124 ²	C19	D179	E5	E502 ¹
1969-63	4	6&12	W7, W9AG Loader	IBT-4402, A	A102V	N/A	G136	C202	D179	E5	E502 ¹
1959	4	—	200B, 300B, 400B, 500B, 600B Tractor	1111908, 909	A40H	A40V	G102A	C150	D10	N/A	N/A
1959-55	4	6&12	200B, 300, 300B, 310, 320, 350, 351, 400B, 500B, 600B Tractor, 319 Power Unit, 700 Skid Eng., 500, 500G Terraloader	IAD-6003-1B, 2F, 2J	A81	N/A	G124 ²	C110	D121	E5	E502 ¹
—	6	6	600, 600G, 800G Crawler .	IAD-6002-1G	A81	N/A	G124 ²	C123	D103	E5	N/R
—	6	6	GT25, 30, 34, M3 Crawler	IAD-6004-1B, 1C	A81	N/A	G124 ²	C110	D121	E5	N/R
—	6	6	W7G Loader	IBT-6406	A102V	N/A	G124 ²	N/A	N/A	E5	E40

● A Borg-Warner Brand "P" Version Also Available See Inside Back Cover.

* For Standard Contact Assembly see Conversion Table.

¹ If 12 Volt with Resistor use E38 & RU12 Resistor.

² For Strap type use G136.

⁵⁹ When Coil Bracket is required, refer to Illustrated Bracket Guide.

⁶⁰ For Epoxy Coils see Conversion Table.

J.I. CASE — Cont'd

CHARGING SYSTEM PARTS

PARTS FOR DELCO-REMY ALTERNATORS

Alternator No.	Volt	Amp	Voltage Regulator	Brush Set	Positive Diode (3 Used)	Negative Diode (3 Used)	Alternator No.	Volt	Amp	Voltage Regulator	Brush Set	Positive Diode (3 Used)	Negative Diode (3 Used)
1100077	24	65	R322	X303	SC5 ²⁷	SC113 ²⁸	1105068	12	63	●R291	X359	SC111 ⁴	SC113 ²⁸
1101192	12	—	●R291	X359	SC111 ⁴	SC113 ²⁸	1105070	12	42	●R291	X359	SC111 ⁴	SC113 ²⁸
1101194	12	105	●R291	N/A	N/A	SC113 ²⁸	1105100	12	—	●R291	X359	SC111 ⁴	SC113 ²⁸
1101195	12	40	●R291	X359	SC111 ⁴	SC113 ²⁸	1105160	12	42	●R291	X359	SC111 ⁴	SC113 ²⁸
1102348	24	40	R322	X303	SC5 ²⁷	SC113 ²⁸	1105166	12	63	●R291	X359	SC111 ⁴	SC113 ²⁸
1102866	12	—	●R291	X303	SC5 ²⁷	SC113 ²⁸	1105173	12	72	●R291	X359	SC111 ⁴	SC113 ²⁸
1102867	12	55	●R291	X303	SC5 ²⁷	SC113 ²⁸	1105422	12	42	●R291	X359	SC111 ⁴	SC113 ²⁸
1102918	24	40	R322	X359	SC5 ²⁷	SC113 ²⁸	1105429	12	42	●R291	X359	SC111 ⁴	SC113 ²⁸
1102927	12	42	●R291	X359	SC5 ²⁷	SC113 ²⁸	1105474	24	65	R987	X303	SC117 ⁴	SC116 ²⁸
1102928	12	61	●R291	X359	SC5 ²⁷	SC113 ²⁸	1105510	12	40	N/A	X359	SC111 ⁴	SC113 ²⁸
1102930	12	72	●R291	X359	SC5 ²⁷	SC113 ²⁸	1105536	12	105	●R291	N/A	N/A	SC113 ²⁸
1102935	12	72	●R291	X359	SC5 ²⁷	SC113 ²⁸	1105538	12	105	N/A	N/A	N/A	SC113 ²⁸
1102936	12	61	●R291	X359	SC5 ²⁷	SC113 ²⁸	1105540	12	105	●R291	N/A	N/A	SC113 ²⁸
1103116	12	61	●R291	X303	SC5 ²⁷	SC113 ²⁸	1105560	12	105	●R291	N/A	N/A	SC113 ²⁸
1103123	12	40	N/A	X359	SC5 ²⁷	SC113 ²⁸	1105579	12	105	●R291	N/A	N/A	SC113 ²⁸
1103125	12	42	●R291	X359	SC5 ²⁷	SC113 ²⁸	1107078	12	60	R293	N/A	N/A	N/A
1103126	12	61	●R291	X359	SC5 ²⁷	SC113 ²⁸	1107906 ²⁹	24	60	R294	N/A	N/A	N/A
1103127	12	72	●R291	X359	SC5 ²⁷	SC113 ²⁸	1117771	24	—	R294	X355	N/A	N/A
1103129	12	72	●R291	X359	SC5 ²⁷	SC113 ²⁸	1117772	24	45	R294	X355	N/A	N/A
1103130	12	61	●R291	X359	SC5 ²⁷	SC113 ²⁸							

PARTS FOR MOTOROLA ALTERNATORS

Alternator No.	Volt	Amp	Voltage Regulator	Brush Set	Positive Diode (3 Used)	Negative Diode (3 Used)	Alternator No.	Volt	Amp	Voltage Regulator	Brush Set	Positive Diode (3 Used)	Negative Diode (3 Used)
8AR2026F	12	—	R332	N/A	N/A	N/A	AR2053F	12	—	R332	N/A	N/A	N/A
8AR2065F	12	—	R332	N/A	N/A	N/A	R30818	12	—	R332	N/A	N/A	N/A
8TA3052C	24	—	R337	N/A	N/A	N/A	R36588	24	—	R337	N/A	N/A	N/A
A44798	24	—	R339	N/A	N/A	N/A	R42414	12	—	R332	N/A	N/A	N/A
A47263	24	—	R337	N/A	N/A	N/A	R45238	12	—	R332	N/A	N/A	N/A
L74747	24	—	R339	N/A	N/A	N/A	RA12N451D	12	—	R326	N/A	N/A	N/A

PARTS FOR PRESTOLITE ALTERNATORS

Alternator No.	Volt	Amp	Voltage Regulator	Brush Set	Positive Diode (3 Used)	Negative Diode (3 Used)	Alternator No.	Volt	Amp	Voltage Regulator	Brush Set	Positive Diode (3 Used)	Negative Diode (3 Used)
ALE-5101	12	40	R308	N/A	SC4P	N/A	ALH-7307B	12	—	R632	N/A	N/A	N/A
ALE-5101PS	12	40	R632	N/A	N/A	N/A	ALH-7321, A	12	—	R632	N/A	N/A	N/A
ALH-7305	12	—	R632	N/A	N/A	N/A	ALH-7322	12	—	R632	N/A	N/A	N/A
ALH-7306	12	55	R632	N/A	N/A	N/A	ALK-7314	12	—	R632	N/A	N/A	N/A
ALH-7307	12	—	R632	N/A	N/A	N/A	ALK-7322	12	—	R632	N/A	N/A	N/A
ALH-7307A	12	—	R632	N/A	N/A	N/A							

PARTS FOR DELCO-REMY GENERATORS

Generator No.	Volt	Amp	Voltage Regulator	Voltage Regulator Fuse	Brush Set	Bushing	Generator No.	Volt	Amp	Voltage Regulator	Voltage Regulator Fuse	Brush Set	Bushing
1100033	6	—	R193	RF35	X270	N/A	1100390	12	20	R199	N/A	X270	N/A
1100305	12	20	R198	N/A	X270	N/A	1100404	12	25	R319(N)	N/A	X270	N/A
1100360	12	—	R199	N/A	X270	N/A	1100407	12	20	R199	N/A	X270	N/A
1100369	12	20	R199	N/A	X270	N/A	1100443	12	25	R319	N/A	X270	N/A
1100371	12	—	R308	RF35	X270	N/A	1100444	12	25	R199	N/A	X270	N/A
1100385	12	—	R308	RF35	X270	N/A	1100450	12	—	R199	N/A	X270	N/A

● A Borg-Warner Brand "P" Version Also Available See Inside Back Cover.

⁴ This unit is a Rectifier Bridge.

²⁷ AC9 is a Rectifier Bridge; also use SC124 Kit.

²⁸ This unit is a Diode Trio.

²⁹ This unit also uses G143 Alternator Capacitor. (N) Negative Ground.

J.I. CASE — Cont'd

STARTING SYSTEM PARTS — Cont'd

PARTS FOR DELCO-REMY STARTERS — Cont'd

Starter Number	Volts	Starter Switch	Brush Set	Bushings		Starter Number	Volts	Starter Switch	Brush Set	Drive End	Com. End
				Drive End	Com. End						
1113162	—	N/A	N/A	SB148	SB138	1113949	24	S726 ⁴³	X306 ²⁰	N/A	SB141
1113183	12	S120 ⁴⁴	X291	SB148	SB138	1113998	24	S726 ⁴³	X306 ²⁰	N/A	N/A
1113236	12	S120	X362	SB148	N/A	1114077	12	S725 ⁴²	X306 ²⁰	N/A	SB141
1113256	24	S906	N/A	SB148	N/A	1114125	12	S725 ⁴²	X347 ²⁰	N/A	SB141
1113343	24	S726 ⁴³	N/A	N/A	SB138	1114128	12	S725 ⁴²	X347 ²⁰	N/A	SB141
1113350	24	S116	N/A	N/A	SB138	1114704	12	S725 ⁴²	X347 ²⁰	N/A	N/A
1113353	24	S726 ⁴³	N/A	N/A	SB138	1114765	12	S725 ⁴²	X347 ²⁰	N/A	N/A
1113366	24	S726 ⁴³	N/A	N/A	SB138	1114774	24	S726 ⁴³	X306 ²⁰	N/A	N/A
1113369	24	S116	N/A	N/A	SB138	1114802	12	S725 ⁴²	X377	N/A	N/A
1113370	24	S726 ⁴³	N/A	N/A	SB138	1114872	24	S726 ⁴³	X322	N/A	N/A
1113399	12	N/A	X347 ²⁰	SB148	N/A	1114896	24	S726 ⁴³	X377	N/A	N/A
1113403	24	S726 ⁴³	N/A	N/A	N/A	1114921	24	S726 ⁴³	N/A	N/A	N/A
1113404	24	N/A	N/A	SB148	N/A	1114923	24	S726 ⁴³	N/A	N/A	N/A
1113405	12	S674	X291	SB148	N/A	1114927	12	S725 ⁴²	N/A	SB165	N/A
1113479	24	S726 ⁴³	N/A	N/A	N/A	1990360	24	S5021 ⁵⁸	X396	SB165	SB148
1113481	24	S726 ⁴³	N/A	SB165	N/A	1990435	24	S5021 ⁵⁸	X396	SB165	SB148
1113486	24	S726 ⁴³	N/A	SB165	N/A	1990437	24	S5021 ⁵⁸	X396	SB165	SB148
1113534	24	S726 ⁴³	N/A	SB165	N/A	1990453	24	S5021 ⁵⁸	X396	SB165	SB148
1113535	24	S726 ⁴³	N/A	SB165	N/A	1990467	12	S5019 ⁵⁷	X395	SB165	SB148
1113584	24	S726 ⁴³	N/A	SB165	N/A	1990499	24	S5020 ⁵⁸	X397	SB148	SB148
1113631	12	S725 ⁴²	X291	N/A	SB138	1993742	24	S5020 ⁵⁸	X398	SB148	SB148
1113634	12	S120 ⁴⁴	X291	SB148	SB138	1993791	12	N/A	X397	SB148	SB148
1113635	12	S120 ⁴⁴	X291	SB148	SB138	1993792	12	N/A	X397	SB148	SB148
1113646	12	S120 ⁴⁴	X291	SB148	SB138	1993793	12	N/A	X397	SB148	SB148
1113665	12	S120 ⁴⁴	X362	SB148	SB138	1993796	24	S5021 ⁵⁸	X396	SB165	SB148
1113688	12	S120 ⁴⁴	X291	SB148	N/A	1993797	24	S5021 ⁵⁸	X396	SB165	SB148
1113689	12	N/A	X306 ²⁰	SB148	N/A	1998343 ³⁰	12	S941	X322	SB201	N/A
1113873	24	S726 ⁴³	X306 ²⁰	N/A	SB141	1998375	12	S941	X322	SB201	N/A
1113876	24	S726 ⁴³	X306 ²⁰	N/A	SB141						

PARTS FOR LUCAS STARTERS

Starter Number	Volts	Starter Switch	Brush Set	Bushings		Starter Number	Volts	Starter Switch	Brush Set	Drive End	Com. End
				Drive End	Com. End						
25604	12	S5004	N/A	N/A	N/A	26306	12	S5004	N/A	N/A	N/A
25615	12	S5004	N/A	N/A	N/A	26310	12	S5004	X566	N/A	N/A
25616	12	S5004	X563	N/A	N/A	26320	12	S5004	X566	N/A	N/A
25626	12	S5004	X563	N/A	N/A	26321	12	S5004	N/A	N/A	N/A
25633	12	S5004	N/A	N/A	N/A	26327	12	S5004	X566	N/A	N/A
26146	12	S5127	X566	N/A	N/A	26338	12	S677	X378	N/A	N/A
26167	12	S5127	X566	N/A	N/A	26339	12	S677	X378	N/A	N/A
26211	12	S677	X378	N/A	N/A	26348	12	S5004	N/A	N/A	N/A
26215	12	N/A	X566	N/A	N/A	26370	12	S5004	N/A	N/A	N/A
26233	12	S5004	N/A	N/A	N/A	26371	12	S5004	X566	N/A	N/A
26238	12	S5004	X566	N/A	N/A	26375	12	S5004	N/A	N/A	N/A
26264	12	S5004	X566	N/A	N/A	26395	12	S677	X378	N/A	N/A
26271	12	S5004	X566	N/A	N/A	27413	12	S5004	X566	N/A	N/A
26278	12	S5004	X566	N/A	N/A	27500	12	S677	X378	N/A	N/A
26291	12	S677	X378	N/A	N/A	27569	12	S677	X378	N/A	N/A
26301	12	S5004	X566	N/A	N/A	K919752	12	S677	X378	N/A	N/A
26302	12	S5004	N/A	N/A	N/A						

²⁰ Starters require various number of Brushes, order as needed.

³⁰ This unit also uses SC212 Starter Lever.

⁴² Use SR13 for Solenoids w/Oval Face Plate; SR26 for Solenoids w/Square Face Plate.

⁴³ Use SR14 for Solenoids w/Oval Face Plate; SR27 for Solenoids w/Square Face Plate.

⁴⁴ For Solenoid Repair Kit use SR24.

⁵⁷ For Solenoid Repair Kit use SR29.

⁵⁸ For Solenoid Repair Kit use SR30.

J.I. CASE — Cont'd

STARTING SYSTEM PARTS — Cont'd

PARTS FOR PRESTOLITE STARTERS

Starter Number	Volts	Starter Switch	Brush Set	Bushings		Starter Number	Volts	Starter Switch	Brush Set	Drive End	Com. End
				Drive End	Com. End						
MAB-4105	6	S5	X327	SB136	SB59	MDU-7116	—	N/A	X332	SB136	N/A
MAW-4036	6	S79	N/A	N/A	N/A	MDU-7117	12	N/A	X332	SB136	N/A
MAW-4039	6	S79	X328	SB64	N/A	ML-4216	6	S5	N/A	SB136	SB139
MAX-4095	6	S79	X328	SB136 ²⁵	N/A	ML-4308	12	S72	N/A	N/A	N/A
MBG-4105	12	N/A	X326	SB136	N/A	ML-4316	12	N/A	X329	SB140	N/A
MBG-4109	12	N/A	N/A	GB204	N/A	ML-4353	12	S72	X329	N/A	SB139
MBG-4118	12	N/A	N/A	GB204	N/A	ML-4356	12	S72	X329	N/A	SB139
MBG-4140	12	N/A	N/A	GB204	N/A	MZ-4095	6	S5	X326	SB136	SB59
MBG-4141	12	N/A	N/A	GB204	N/A	MZ-4114	6	N/A	X326	N/A	SB59
MDL-6010	12	S72	X331	SB136	N/A	MZ-4118	6	N/A	X326	SB64	N/A
MDL-6015	12	S72	X331	SB136	N/A	MZ-4127	12	N/A	X326	SB64	N/A
MDT-7015	12	S72	X332	N/A	N/A	MZ-4156	6	S79	X326	SB136	N/A
MDU-7102A	12	N/A	X332	SB136	N/A	MZ-4176	6	N/A	X326	SB136	N/A
MDU-7104	12	S72	X332	SB136	N/A	MZ-4184	6	S5	X326	N/A	N/A
MDU-7104A	12	N/A	X332	SB136	N/A	MZ-4192	6	N/A	X326	SB136	N/A
MDU-7115	—	N/A	X332	SB136	N/A	MZ-4194	12	S5	X326	N/A	N/A

STARTER DRIVES

Starter Number	Part No.	Starter Number	Part No.
1107163	SD570	1113634	SD282
1107516	SD221	1113635	SD282
1107574	SD221	1113646	SD282
1107583	SD221	1113665	SD282
1107584	SD221	1113688	SD279
1107598	SD221	1113689	SD279
1107745	SD582	1113876	SD486
1107750	SD568	1113949	SD489
1107755	SD582	1113998	SD489
1107771	SD221	1114125	SD489
1107874	SD221	1114128	SD486
1107877	SD221	1114765	SD489
1107888	SD204	1114774	SD489
1108340	SD221	1114802	SD489
1108426	SD221	1114872	SD489
1108688	SD221	1114896	SD486
1109143	SD302	1114923	SD486
1109149	SD302	1990360	SD489
1109190	SD302	1990437	SD486
1109840	SD486	1990453	SD489
1109979	SD486	1990467	SD489
1113353	SD489	1990499	SD914
1113366	SD489	1993792	SD914
1113370	SD489	1993796	SD489
1113371	SD489	1993797	SD489
1113399	SD279	MAW-4039	SD107
1113403	SD489	MDL-6010	SD568
1113405	SD279	MDU-7102	SD565
1113479	SD489	MDU-7104	SD565
1113481	SD489	MDU-7104A	SD565
1113486	SD489	MDU-7115	SD565
1113534	SD489	MGB-4105	SD135
1113535	SD489	MZ-4127	SD107
1113584	SD489	MZ-4156	SD570
1113631	SD489		

²⁵ Also use SB136 Intermediate Bushing.

J.I. CASE — Cont'd

SWITCHES & RELAYS

Year	Model or Engine	Part No.
BUZZER		
1973	680 Loader	R382

CASE CONSTRUCTION CO.

CHARGING SYSTEM PARTS

PARTS FOR DELCO-REMY ALTERNATORS

Alternator No.	Volt	Amp	Voltage Regulator	Brush Set	Positive Diode (3 Used)	Negative Diode (3 Used)	Alternator No.	Volt	Amp	Voltage Regulator	Brush Set	Positive Diode (3 Used)	Negative Diode (3 Used)
1100077	12	65	R987	X303	SC117 ⁴	SC116 ²⁸	1105160	12	42	●R291	X359	SC111 ⁴	SC113 ²⁸
1100778	12	55	R310	X302	SC2P	SC2N	1105422	12	61	●R291	X353	SC111 ⁴	SC113 ²⁸
1102936	12	61	●R291	X359	SC5 ²⁷	SC113 ²⁸	1105429	12	42	●R291	X353	SC111 ⁴	SC113 ²⁸
1103130	12	61	●R291	X359	SC5 ²⁷	SC113 ²⁸	1105510	24	40	N/A	X359	SC111 ⁴	SC113 ²⁸
1105068	12	63	●R291	X359	SC111 ⁴	SC113 ²⁸							

STARTING SYSTEM PARTS

PARTS FOR DELCO-REMY STARTERS

Starter Number	Volts	Starter Switch	Brush Set	Bushings		Starter Number	Volts	Starter Switch	Brush Set	Bushings	
				Drive End	Com. End					Drive End	Com. End
1109143	12	●S100 ⁴⁷	X291	SB201	N/A	1114704	12	S725 ⁴²	X347 ²⁰	N/A	N/A
1109149	12	●S100 ⁴⁷	X291	SB201	N/A	1114802	12	S725 ⁴²	X377	SB165	N/A
1109840	24	S726 ⁴³	X401	SB165	N/A	1114872	24	S726 ⁴³	N/A	SB165	N/A
1109979	24	S726 ⁴³	X401	N/A	N/A	1114896	12	S725 ⁴²	X377	SB165	N/A
1113183	12	S120 ⁴⁴	X291	SB148	SB138	1114921	24	S726 ⁴³	N/A	SB165	N/A
1113236	12	S120 ⁴⁴	X362	SB148	N/A	1114923	24	S726 ⁴³	N/A	SB165	N/A
1113256	24	S906	N/A	SB148	N/A	1114927	12	S725 ⁴²	N/A	SB165	N/A
1113277	12	N/A	N/A	SB206	N/A	1990269	24	S726 ⁴³	X400	SB165	N/A
1113399	12	N/A	X347 ²⁰	SB148	N/A	1990360	24	S5021 ⁵⁸	X396	SB165	SB148
1113403	24	S726 ⁴³	N/A	SB131	N/A	1990377	12	S5019 ⁵⁷	X395	SB165	SB148
1113534	24	S726 ⁴³	N/A	SB165	N/A	1990435	24	S5021 ⁵⁸	X396	SB165	SB148
1113535	24	S726 ⁴³	N/A	SB165	N/A	1990456	24	S5021 ⁵⁸	X396	SB165	SB148
1113873	24	S726 ⁴³	X306 ²⁰	SB131	N/A	1990483	24	S5021 ⁵⁸	X396	SB165	SB148
1113876	24	S726 ⁴³	X306 ²⁰	SB131	N/A	1993878	12	S5131	X397	SB148	SB148
1113998	24	S726 ⁴³	X306 ²⁰	SB131	N/A	1993902	24	S5146	X398	SB148	SB148
1114077	12	S725 ⁴²	X306 ²⁰	N/A	N/A	10478804	12	S5019 ⁵⁷	X395	SB165	SB148
1114128	12	S725 ⁴²	X347 ²⁰	SB165	N/A	10478911	24	S726 ⁴³	X400	SB165	N/A

STARTER DRIVES

Starter Number	Part No.	Starter Number	Part No.
1109143	SD302	1109979	SD486
1109149	SD302	1113277	SD1649
1109840	SD486	1113403	SD489

● A Borg-Warner Brand "P" Version Also Available See Inside Back Cover.

⁴ This unit is a Rectifier Bridge.
²⁰ Starters require various number of Brushes, order as needed.
²⁷ AC9 is a Rectifier Bridge; also use SC124 Kit.
²⁸ This unit is a Diode Trio.
⁴² Use SR13 for Solenoids w/Oval Face Plate; SR26 for Solenoids w/Square Face Plate.

⁴³ Use SR14 for Solenoids w/Oval Face Plate; SR27 for Solenoids w/Square Face Plate.
⁴⁴ For Solenoid Repair Kit use SR24.
⁴⁷ For Solenoid Repair Kit use SR16.
⁵⁷ For Solenoid Repair Kit use SR29.
⁵⁸ For Solenoid Repair Kit use SR30.

CASE CONSTRUCTION CO. — Cont'd

STARTING SYSTEM PARTS — Cont'd

STARTER DRIVES — Cont'd

Starter Number	Part No.	Starter Number	Part No.
1113534	SD489	1114896	SD486
1113535	SD489	1114923	SD486
1113876	SD486	1990269	SD486
1113998	SD489	1990360	SD489
1114128	SD486	1990456	SD486
1114704	SD489	1990483	SD486
1114802	SD489	10478804	SD489
1114872	SD489	10478911	SD486

CATERPILLAR

PARTS FOR ELECTRONIC IGNITION

Year	Cyl.	Model or Engine	For Distributor Number	Reluctor	Sensor	Control Module	Cap	Rotor	12 Volt Coil ^{59,60}
1982-80	4	Lift Truck	IDJ-4005B	N/A	N/A	CBE8	C207	D181	●E30
1979	6	Lift Truck	IDJ-4014	N/A	N/A	CBE8	C203	D181	●E30

PARTS FOR DISTRIBUTORS & COILS

Year	Cyl.	Volt	Model or Engine	For Distributor Number	Contact Assembly*			Cap	Rotor	6 Volt Coil ^{59,60}	12 Volt Coil ^{59,60}
					Heavy Duty	Heavy Duty Pierced	Con-denser				
1980-79	8	12	Lift Truck w/IHC-V345 Eng.	IDN-4102B	A102V	A102V	G136	C200	D177	N/A	●E30
1978-77	4	—	Lift Truck	IBT-4701C	A105	N/A	G124	N/A	D181	E5	E502 ¹
1977	6	—	Lift Truck	IBT-6702	A105	N/A	G124	N/A	N/A	E5	E502 ¹
1976-68	4	—	Misc. Industrial Engines	IBT-4701A	A105	N/A	G136	C204 ⁵	D181 ⁵	E5	E502 ¹

CHARGING SYSTEM PARTS

PARTS FOR DELCO-REMY ALTERNATORS

Alternator No.	Volt	Amp	Voltage Regulator	Brush Set	Positive Diode (3 Used)	Negative Diode (3 Used)	Alternator No.	Volt	Amp	Voltage Regulator	Brush Set	Positive Diode (3 Used)	Negative Diode (3 Used)
1100064	12	58	R693	X302	SC2P	SC2N	1117074	30	60	N/A	N/A	N/A	N/A
1100081	12	65	R279	X303	N/A	N/A		32	60	R694	N/A	N/A	N/A
1103188	12	42	●R291	X359	SC5 ²⁷	SC113 ²⁸	1117089	12	60	R293	N/A	N/A	N/A
1103189	12	61	●R291	X359	SC5 ²⁷	SC113 ²⁸	1117090	12	85	R293	N/A	N/A	N/A
1103191	12	40	●R291	X359	SC5 ²⁷	SC113 ²⁸	1117098	30	60	R693	N/A	N/A	N/A
1105472	12	100	R716	X303	SC117 ⁴	SC116 ²⁸		32	60	R694	N/A	N/A	N/A
1117069	12	75	R697	N/R	SC2P	SC2N	1117115	12	105	R293	N/A	N/A	N/A
1117070	12	60	R293	N/A	N/A	N/A	1117226	24	50	R697	N/R	SC2P	SC2N
1117072	24	60	R294	N/A	N/A	N/A	1117227	12	75	R323	N/R	SC2P	SC2N

● A Borg-Warner Brand "P" Version Also Available See Inside Back Cover.

* For Standard Contact Assembly see Conversion Table.

¹ If 12 Volt with Resistor use E38 & RU12 Resistor.

⁴ This unit is a Rectifier Bridge.

⁵ This Cap & Rotor must be used together.

²⁷ AC9 is a Rectifier Bridge; also use SC124 Kit.

²⁸ This unit is a Diode Trio.

⁵⁹ When Coil Bracket is required, refer to Illustrated Bracket Guide.

⁶⁰ For Epoxy Coils see Conversion Table.

CATERPILLAR — Cont'd

CHARGING SYSTEM PARTS — Cont'd

PARTS FOR DELCO-REMY ALTERNATORS — Cont'd

Alternator No.	Volt	Amp	Voltage Regulator	Brush Set	Positive Diode (3 Used)	Negative Diode (3 Used)	Alternator No.	Volt	Amp	Voltage Regulator	Brush Set	Positive Diode (3 Used)	Negative Diode (3 Used)
1117228	12	75	R323	N/R	SC2P	SC2N	1117733	24	75	R322	N/A	N/A	N/A
1117237	24	50	N/A	N/R	SC2P	SC2N	1117734	24	60	R322	N/A	N/A	N/A
1117238	24	75	R697	N/R	SC2P	SC2N	1117769	12	62	R293	X355	N/A	N/A
1117242	12	75	R323	N/R	SC2P	SC2N	1117772	24	45	R294	X355	N/A	N/A
1117248	24	50	R697	N/A	SC2P	SC2N	1117773	30	45	R693			
1117249	24	75	R697	N/R	SC2P	SC2N		32	45	R694	X355	N/A	N/A
1117640	24	50	R638	N/A	SC5 ²⁷	SC113 ²⁸	19010000	24	75	R987	N/R	SC2P	SC2N
1117641	12	60	N/A	N/R	SC5 ²⁷	N/A	19010001	24	50	R987	N/R	SC2P	SC2N
1117642	24	45	R987	N/R	SC5 ²⁷	N/A	19010003	12	75	R716	N/R	SC2P	SC2N
1117647	24	35	R987	N/A	SC5 ²⁷	N/A							

PARTS FOR PRESTOLITE ALTERNATORS

Alternator No.	Volt	Amp	Voltage Regulator	Brush Set	Positive Diode (3 Used)	Negative Diode (3 Used)	Alternator No.	Volt	Amp	Voltage Regulator	Brush Set	Positive Diode (3 Used)	Negative Diode (3 Used)
ANB-6004	24	—	R984	N/A	N/A	N/A	ANB-7002	24	—	R984	N/A	N/A	N/A
ANB-7001	24	—	R984	N/A	N/A	N/A	ANB-7004	24	—	R984	N/A	N/A	N/A

PARTS FOR DELCO-REMY GENERATORS

Generator No.	Volt	Amp	Voltage Regulator	Voltage Regulator Fuse	Brush Set	Bushing	Generator No.	Volt	Amp	Voltage Regulator	Voltage Regulator Fuse	Brush Set	Bushing
977R	6	23	N/A	N/A	X349	N/A	1102725	6	30	R117	RF45	X228	N/A
1101664	6	—	R12				1102734	6	20	R117	RF45	X228	N/A
			R11	N/A	X360	N/A	1102735	6	20	R117	RF45	X228	N/A
1101666	6	15	R193	N/A	X360	N/A	1102958	12	—	N/A	N/A	X349	N/A
1101667	6	16	R193	N/A	X360	N/A	1103019	24	10	R318	N/A	X270	N/A
1101668	6	16	R193	N/A	X360	N/A	1105148	12	35	N/A	RF35	X353	N/A
1101682	6	20	R193	N/A	X348	N/A	1105156	12	24	R153	RF35	X270	N/A
1102129	12	30	R153	RF35	X270	N/A	1105214	24	18	R159	RF35	X353	N/A
1102153	12	14	R317	N/A	X270	N/A	1105218	24	15	R321	N/A	X270	N/A
1102425	6	18	R117(N)				1105221	30-32	18	N/A	N/A	X353	N/A
			R128(P)	RF45	X349	N/A	1105236	24	15	R321	N/A	X270	N/A
1102426	6	18	R117(N)				1105885	6	32	R117	RF45	X228	N/A
			R128(P)	RF45	X349	N/A	1105985	24	18	N/A	N/A	X353	N/A
1102518	12	10	N/A	N/A	X348	N/A	1106256	6	—	R320(N)			
1102522	12	10	N/A	N/A	X348	N/A				R309(P)	N/A	X270	N/A
1102525	12	10	N/A	N/A	X348	N/A	1106762	6	50	N/A	N/A	X263	N/A
1102536	12	13	N/A	N/A	X349	N/A	1106813	12	40	R236	RF45	X263	N/A
1102537	12	13	N/A	N/A	X349	N/A	1106814	12	50	R236	RF45	X263	N/A
1102540	12	10	N/A	N/A	X349	N/A	1106858	32	15	N/A	N/A	X263	N/A
1102541	12	10	N/A	N/A	X349	N/A	1106863	32	15	N/A	N/A	X263	N/A
1102675	6	30	R117(N)				1106864	32	15	N/A	N/A	X263	N/A
			R129(P)	RF45	X228	GB203							

²⁷ AC9 is a Rectifier Bridge; also use SC124 Kit.

²⁸ This unit is a Diode Trio.

(P) Positive Ground.
(N) Negative Ground.

CATERPILLAR — Cont'd

STARTING SYSTEM PARTS

PARTS FOR DELCO-REMY STARTERS

Starter Number	Volts	Starter Switch	Brush Set	Bushings		Starter Number	Volts	Starter Switch	Brush Set	Bushings	
				Drive End	Com. End					Drive End	Com. End
890.....	24	N/A	X344 ²⁰	N/A	N/A	1109956.....	32	N/A	X344 ²⁰	N/A	N/A
892.....	32	N/A	X344 ²⁰	N/A	N/A	1109959.....	32	N/A	X344 ²⁰	N/A	N/A
894.....	24	N/A	X344 ²⁰	N/A	N/A	1109961.....	24	S726 ⁴³	X401	N/A	N/A
1107024.....	6	N/A	X145	SB0	N/A	1109963.....	32	S728	X401	N/A	N/A
1107029.....	6	N/A	X145	SB0	N/A	1109965.....	24	S726 ⁴³	X401	N/A	N/A
1107030.....	6	S79	X145	SB0	N/A	1109969.....	24	S726 ⁴³	X401	N/A	N/A
1107094.....	6	S79	X145	SB0	SB0	1109976.....	32	N/A	X344 ²⁰	N/A	N/A
1107213 ³⁰	12	●S100 ⁴¹	X265	SB0	SB138	1113415.....	24	S726 ⁴³	N/A	N/A	N/A
1107322.....	12	N/A	X265	SB0	N/A	1113472.....	24	S726 ⁴³	X306 ²⁰	N/A	N/A
1107426.....	6	N/A	X145	SB0	N/A	1113540.....	24	S726 ⁴³	X306 ²⁰	N/A	N/A
1107436.....	6	N/A	X145	SB0	N/A	1113542.....	24	S726 ⁴³	X306 ²⁰	N/A	N/A
1107788.....	12	S72	X265	SB0	N/A	1113583.....	24	S726 ⁴³	X306 ²⁰	N/A	N/A
1107820.....	12	N/A	X399	SB0	N/A	1113702.....	24	N/A	X346 ²⁰	N/A	SB141
1107822.....	12	N/A	X399	SB0	N/A	1113705.....	32	N/A	X346 ²⁰	N/A	SB141
1107823.....	12	N/A	X399	SB0	N/A	1113771.....	24	N/A	X346 ²⁰	N/A	SB141
1107932.....	6	N/A	X145	SB137	SB138	1113806.....	24	N/A	X346 ²⁰	N/A	SB141
1108063.....	6	S79	X145	SB0	SB0	1113812.....	32	N/A	X346 ²⁰	N/A	SB141
1108064.....	6	N/A	X145	SB0	SB0	1113818.....	24	S726 ⁴³	X306 ²⁰	N/A	SB141
1108065.....	6	S79	X145	SB0	SB0	1113824.....	24	S726 ⁴³	X306 ²⁰	N/A	N/A
1108066.....	6	S79	X145	SB0	SB0	1113845.....	24	S726 ⁴³	X306 ²⁰	N/A	SB141
1108171.....	12	S72	X399	SB0	SB0	1113846.....	24	S726 ⁴³	X306 ²⁰	N/A	N/A
1108182.....	12	S72	X265	SB0	N/A	1113853.....	24	S726 ⁴³	X306 ²⁰	N/A	N/A
1108693 ³⁰	12	●S100 ⁴⁷	X291	SB65	N/A	1113876.....	24	S726 ⁴³	X306 ²⁰	N/A	N/A
1108814.....	12	N/A	X346 ²⁰	N/A	SB141	1113884.....	24	S726 ⁴³	X306 ²⁰	N/A	SB141
1108877.....	24	N/A	X346 ²⁰	N/A	SB141	1113942.....	24	S726 ⁴³	X306 ²⁰	N/A	SB141
1109290.....	24	S726 ⁴³	X401	SB165	N/A	1113945.....	30, 32	S728	X306 ²⁰	N/A	SB141
1109291.....	24	S726 ⁴³	X401	SB165	N/A	1113946.....	24	N/A	X346 ²⁰	N/A	SB141
1109292.....	24	S726 ⁴³	X401	SB165	N/A	1113969.....	24	S726 ⁴³	X306 ²⁰	N/A	SB141
1109294.....	24	S726 ⁴³	X401	SB165	N/A	1113976.....	24	S726 ⁴³	X306 ²⁰	N/A	SB141
1109296.....	24	S726 ⁴³	X401	SB165	N/A	1113979.....	30, 32	S728	X306 ²⁰	N/A	SB141
1109497.....	24	S726 ⁴³	X401	SB165	N/A	1114058.....	12	S725 ⁴³	X347 ²⁰	N/A	SB141
1109625.....	30, 32	S728	X401	N/A	N/A	1114068.....	12	S725 ⁴²	X347 ²⁰	N/A	SB141
1109626.....	30, 32	S728	X401	N/A	N/A	1114087.....	12	S727	X347 ²⁰	N/A	SB141
1109627.....	30, 32	S731	X401	SB165	N/A	1114104.....	12	S725 ⁴²	X347 ²⁰	N/A	N/A
1109628.....	24	S726 ⁴³	X401	N/A	N/A	1114129.....	12	S725 ⁴²	X347 ²⁰	N/A	SB141
1109632.....	24	S726 ⁴³	X401	SB165	N/A	1114156.....	12	S725 ⁴²	X347 ²⁰	N/A	SB141
1109635.....	24	S726 ⁴³	X401	N/A	N/A	1114158.....	12	S725 ⁴²	X347 ²⁰	N/A	SB141
1109637.....	24	S726 ⁴³	X401	N/A	N/A	1114167.....	12	S725 ⁴²	X347 ²⁰	N/A	SB141
1109640.....	24	S726 ⁴³	X401	N/A	N/A	1114711.....	24	N/A	X306 ²⁰	N/A	N/A
1109644.....	24	S726 ⁴³	X401	SB165	N/A	1114715.....	24	N/A	X306 ²⁰	N/A	N/A
1109647.....	24	S726 ⁴³	X401	N/A	N/A	1114719.....	32	S728	X306 ²⁰	N/A	N/A
1109706.....	12	N/A	X346 ²⁰	N/A	SB141	1114728.....	—	N/A	X306 ²⁰	N/A	N/A
1109755.....	24	S726 ⁴³	X401	N/A	N/A	1114737.....	—	N/A	X306 ²⁰	N/A	N/A
1109759.....	24	S726 ⁴³	X401	N/A	N/A	1114845.....	24	S726 ⁴³	N/A	N/A	N/A
1109769.....	32	S728	X401	N/A	N/A	1114867.....	32	S728	N/A	SB165	N/A
1109775.....	24	S726 ⁴³	X401	N/A	N/A	1114872.....	24	S726 ⁴³	N/A	N/A	N/A
1109779.....	24	N/A	X401	SB165	N/A	1114879.....	24	S726 ⁴³	N/A	N/A	N/A
1109781.....	24	S726 ⁴³	X401	N/A	N/A	1114917.....	24	S726 ⁴³	X306 ²⁰	N/A	N/A
1109788.....	24	S726 ⁴³	X401	N/A	N/A	1114924.....	32	S728	N/A	SB165	N/A
1109833.....	24	S726 ⁴³	X401	SB165	N/A	1114963.....	24	S726 ⁴³	N/A	N/A	N/A
1109836.....	24	S726 ⁴³	X401	SB165	N/A	1114964.....	24	S726 ⁴³	N/A	N/A	N/A
1109848.....	24	S726 ⁴³	X401	SB165	N/A	1990225.....	32	S728	X400	SB165	N/A
1109849.....	24	S726 ⁴³	X401	SB165	N/A	1990226.....	30, 32	S731	X400	SB165	N/A
1109953.....	24	N/A	X344 ²⁰	N/A	N/A	1990227.....	24	S726 ⁴³	X400	SB165	N/A
1109954.....	32	N/A	X344 ²⁰	N/A	N/A	1990228.....	24	S726 ⁴³	X400	SB165	N/A
1109955.....	24	S726 ⁴³	N/A	N/A	N/A	1990229.....	24	S726 ⁴³	X400	SB165	N/A

● A Borg-Warner Brand "P" Version Also Available See Inside Back Cover.

²⁰ Starters require various number of Brushes, order as needed.

³⁰ This unit also uses SC212 Starter Lever.

⁴¹ For Solenoid Repair Kit use SR10.

⁴² Use SR13 for Solenoids w/Oval Face Plate; SR26 for Solenoids w/Square Face Plate.

⁴³ Use SR14 for Solenoids w/Oval Face Plate; SR27 for Solenoids w/Square Face Plate.

⁴⁷ For Solenoid Repair Kit use SR16.

CATERPILLAR — Cont'd

STARTING SYSTEM PARTS — Cont'd

PARTS FOR DELCO-REMY STARTERS — Cont'd

Starter Number	Volts	Starter Switch	Brush Set	Bushings		Starter Number	Volts	Starter Switch	Brush Set	Bushings	
				Drive End	Com. End					Drive End	Com. End
1990230	32	S728	X400	SB165	N/A	1993742	24	S5020 ⁵⁸	X396	SB148	SB148
1990231	24	S726 ⁴³	X400	SB165	N/A	1993753	24	S726 ⁴³	X400	SB165	N/A
1990232	24	S726 ⁴³	X400	SB165	N/A	1993781	24	S726 ⁴³	X400	SB165	N/A
1990233	24	S726 ⁴³	X400	SB165	N/A	1993802	24	S5021 ⁵⁸	X396	SB165	SB148
1990234	24	S726 ⁴³	X400	SB165	N/A	1993804	24	S5021 ⁵⁸	X396	SB165	SB148
1990235	24	S726 ⁴³	X400	SB165	N/A	1993805	24	S5021 ⁵⁸	X396	SB165	SB148
1990236	24	S726 ⁴³	X400	SB165	N/A	1993806	12	S5019 ⁵⁷	X395	SB165	SB148
1990237	24	S726 ⁴³	X400	SB165	N/A	1993807	12	S5019 ⁵⁷	X395	SB165	SB148
1990238	24	S726 ⁴³	X400	SB165	N/A	1993808	24	S5021 ⁵⁸	X396	SB165	SB148
1990240	24	S726 ⁴³	X400	SB165	N/A	1993810	24	S5021 ⁵⁸	X396	SB165	SB148
1990242	32	S728	X400	SB165	N/A	1993811	12	S5084	X395	SB165	SB148
1990246	32	S728	X400	SB165	N/A	1993812	24	S5021 ⁵⁸	X396	SB165	SB148
1990252	30, 32	S728	X400	SB165	N/A	1993813	12	S5019 ⁵⁷	X395	SB165	SB148
1990269	24	S726 ⁴³	X400	SB165	N/A	1993814	24	S5021 ⁵⁸	X396	SB165	SB148
1990291	24	S726 ⁴³	X400	SB165	N/A	1993815	24	S5021 ⁵⁸	X396	SB165	SB148
1990344	24	S5021 ⁵⁸	X396	SB165	SB148	1993820	12	S5019 ⁵⁷	X395	SB165	SB148
1990359	24	S5021 ⁵⁸	X396	SB165	SB148	1993825	24	S726 ⁴³	X400	SB165	N/A
1990360	24	S5021 ⁵⁸	X396	SB165	SB148	1993839	24	S726 ⁴³	X400	SB165	N/A
1990367	24	S5021 ⁵⁸	X396	SB165	SB148	1993840	24	S726 ⁴³	X400	SB165	N/A
1990371	24	S5021 ⁵⁸	X396	SB165	SB148	1993841	24	S726 ⁴³	X400	SB165	N/A
1990372	12	S5019 ⁵⁷	X395	SB165	SB148	1993842	24	S5021 ⁵⁸	X396	SB165	SB148
1990379	12	S5019 ⁵⁷	X395	SB165	SB148	1993847	24	S726 ⁴³	X400	SB165	N/A
1990402	24	S726 ⁴³	X396	SB165	SB148	1993902	24	S5146	X398	SB148	SB148
1990453	24	S5021 ⁵⁸	X396	SB165	SB148	1993918	24	N/A	X398	SB148	SB148
1990456	24	S5021 ⁵⁸	X396	SB165	SB148	10478845	30, 32	N/A	X400	SB165	N/A
1990466	12	S5084	X395	SB165	SB148	10478874	24	S726 ⁴³	X400	SB165	N/A
1990483	12	S5019 ⁵⁷	X395	SB165	SB148	10478885	32	S728	X400	SB165	N/A
1990491	24	S5021 ⁵⁸	X396	SB165	SB148	10478903	24	S726 ⁴³	X400	SB165	N/A
1990494	12	S5019 ⁵⁷	X395	SB165	SB148	10478911	24	S726 ⁴³	X400	SB165	N/A
1990496	12	S5019 ⁵⁷	X395	SB165	SB148	10479003	12	S5084	N/A	SB165	SB148

PARTS FOR PRESTOLITE STARTERS

Starter Number	Volts	Starter Switch	Brush Set	Bushings	
				Drive End	Com. End
MBG-4108A	12	S72	X326	SB136	N/A
MDY-7060	12	S72	X332	SB136	N/A
MDY-7062	12	S72	X332	SB136	N/A

STARTER DRIVES

Starter Number	Part No.	Starter Number	Part No.
1107426	SD135	1109755	SD486
1107436	SD121	1109759	SD486
1107820	SD121	1109769	SD486
1107822	SD121	1109775	SD486
1107823	SD121	1109781	SD486
1109290	SD486	1109788	SD486
1109291	SD486	1109833	SD486
1109292	SD486	1109836	SD486
1109625	SD486	1109848	SD489
1109627	SD486	1109961	SD486
1109628	SD489	1109963	SD486
1109637	SD489	1109965	SD486
1109640	SD489	1109973	SD486
1109647	SD486	1109974	SD486

⁴³ Use SR14 for Solenoids w/Oval Face Plate; SR27 for Solenoids w/Square Face Plate.

⁵⁷ For Solenoid Repair Kit use SR29.

⁵⁸ For Solenoid Repair Kit use SR30.

CATERPILLAR — Cont'd

STARTING SYSTEM PARTS — Cont'd

STARTER DRIVES — Cont'd

Starter Number	Part No.	Starter Number	Part No.
1109976	SD486	1990235	SD486
1112275	SD486	1990237	SD486
1113371	SD489	1990246	SD486
1113415	SD489	1990269	SD486
1113472	SD489	1990291	SD486
1113540	SD489	1990344	SD486
1113542	SD489	1990359	SD489
1113583	SD489	1990360	SD489
1113818	SD486	1990367	SD486
1113824	SD486	1990371	SD489
1113845	SD486	1990372	SD489
1113846	SD486	1990379	SD489
1113876	SD486	1990402	SD489
1113884	SD486	1990453	SD489
1113942	SD489	1990456	SD486
1113945	SD489	1990466	SD489
1113969	SD489	1990483	SD486
1113976	SD486	1990491	SD486
1113979	SD486	1990496	SD489
1114058	SD486	1993753	SD486
1114087	SD486	1993802	SD486
1114129	SD489	1993804	SD489
1114156	SD489	1993805	SD486
1114158	SD489	1993806	SD489
1114167	SD489	1993807	SD486
1114711	SD489	1993808	SD489
1114715	SD486	1993810	SD486
1114719	SD486	1993811	SD489
1114728	SD486	1993812	SD489
1114737	SD486	1993813	SD489
1114845	SD489	1993814	SD489
1114867	SD486	1993815	SD489
1114872	SD489	1993820	SD489
1114879	SD486	1993825	SD486
1114917	SD489	1993839	SD489
1114924	SD486	1993840	SD486
1114963	SD486	1993841	SD486
1114964	SD486	1993842	SD486
1990225	SD486	1993847	SD489
1990226	SD486	10478845	SD486
1990228	SD489	10478885	SD486
1990229	SD486	10478903	SD489
1990230	SD486	10478911	SD486
1990231	SD486	10479003	SD489
1990233	SD486	MBG-4108A	SD570
1990234	SD486		

SWITCHES & RELAYS

Year	Model or Engine	Part No.
DIMMER SWITCH		
1958-57	12, 112 Grader	DS118

CENTAUR

PARTS FOR DISTRIBUTORS & COILS

Year	Cyl.	Volt	Model or Engine	For Distributor Number	Contact Assembly*		Con-denser	Cap	Rotor	6 Volt Coil ^{59,60}	12 Volt Coil ^{59,60}
					Heavy Duty	Heavy Duty Pierced					
—	4	6	Hi-Way Mower, KV Tractor	IGW-4121A	A70	N/A	G127	C131	N/A	E5	N/R

CHARGING SYSTEM PARTS

PARTS FOR PRESTOLITE GENERATORS

Generator No.	Volt	Amp	Voltage Regulator	Voltage Regulator Fuse	Brush Set	Bushing
GAS-4104.....	6	—	R11	N/R	N/A	N/A

STARTING SYSTEM PARTS

PARTS FOR PRESTOLITE STARTERS

Starter Number	Volts	Starter Switch	Brush Set	Drive End	Bushings	
					Com. End	SB
MAB-4115	6	S79	X326	SB136	SB59	SB59
MZ-4042	6	S79	X326	SB136	SB59	SB59

CENTURY ENGINEERING

Determine model and engine, then refer to the Wisconsin Engine section for parts used.

CHAIN BELT CO.

PARTS FOR DISTRIBUTORS & COILS

Year	Cyl.	Volt	Model or Engine	For Distributor Number	Contact Assembly*		Con-denser	Cap	Rotor	6 Volt Coil ^{59,60}	12 Volt Coil ^{59,60}
					Heavy Duty	Heavy Duty Pierced					
—	—	12	34E, 34ED, 39ES Pavers, 140GS, 145GS, CK Eng.	1111775	A40H	A40V	G102A	C16A	D10	N/R	E40

* For Standard Contact Assembly see Conversion Table.

⁶⁰ For Epoxy Coils see Conversion Table.

⁵⁹ When Coil Bracket is required, refer to Illustrated Bracket Guide.

CHAIN BELT CO. — Cont'd

CHARGING SYSTEM PARTS

PARTS FOR DELCO-REMY
GENERATORS

Generator No.	Volt	Amp	Voltage Regulator	Voltage Regulator Fuse	Brush Set	Bushing
1101751.....	12	10	N/A	N/A	X349	GB203

STARTING SYSTEM PARTS

PARTS FOR DELCO-REMY STARTERS

Starter Number	Volts	Starter Switch	Brush Set	Bushings		Starter Number	Volts	Starter Switch	Brush Set	Bushings	
				Drive End	Com. End					Drive End	Com. End
714B	6	N/A	X145	SB0	N/A	1107811	12	N/A	N/A	SB137	SB138
737P	12	N/A	N/A	SB0	N/A	1108103	12	N/A	N/A	SB137	SB138
739B	6	N/A	X145	SB0	N/A	1109150	12	N/A	X346 ²⁰	N/A	SB0
1107443	6	N/A	X145	SB137	SB138						

STARTER DRIVES

Starter Number	Part No.
1107443	SD135
1107811	SD135

CHICAGO PNEUMATIC

PARTS FOR DISTRIBUTORS & COILS

Year	Cyl.	Volt	Model or Engine	For Distributor Number	Contact Assembly*			Cap	Rotor	6 Volt Coil ^{59,60}	12 Volt Coil ^{59,60}
					Heavy Duty	Heavy Duty Pierced	Con-denser				
1973-61	4	12	85RJ-1.....	IBT-4705	A105	N/A	G136	C202	D141	N/R	E502
1973-61	6	12	85RJ-1.....	IAD-6001E	A81	N/A	G136	C123	D103	N/R	E502
1973-59	4	6&12	85RG-2 Port Rotary Air Compressor w/Cont. F162.....	IAD-6004-1C	A81	N/A	G124 ²	C110	D121	E5	E502 ¹
1972-61	8	6&12	H361, HB361, HT361, H413, HB413, HT413....	IBP-4006F, 8B	A105	N/A	G136	C161	D182	E5	E502 ¹
1972-55	4	6&12	125RG-2.....	IAD-4037	A81	N/A	G124 ²	C110	D121	E5	E502 ¹
1971-58	4	6&12	125RG-1, 125RG-2 2 Port Rotary Air Compressor w/Herc. G-2000.....	IAD-4043	A81	N/A	G136	C110	D121	E5	E502 ¹
1965-55	6	6&12	210RG-2.....	IAD-6001E	A81	N/A	G124 ²	C123	D103	E5	E502 ¹
1963-55	4	6&12	75PG-20.....	IAD-6003B	A81	N/A	G124 ²	C110	D121	E5	E502 ¹
1959-58	4	12	Air Compressor.....	1112586	A40H	A40V	G102A	C150	D10	N/R	E40

* For Standard Contact Assembly see Conversion Table.

¹ If 12 Volt with Resistor use E38 & RU12 Resistor.

² For Strap type use G136.

²⁰ Starters require various number of Brushes, order as needed.

⁵⁹ When Coil Bracket is required, refer to Illustrated Bracket Guide.

⁶⁰ For Epoxy Coils see Conversion Table.

CHICAGO PNEUMATIC — Cont'd

CHARGING SYSTEM PARTS

PARTS FOR DELCO-REMY
GENERATORS

Generator No.	Volt	Amp	Voltage Regulator	Voltage Regulator Fuse	Brush Set	Bushing
1101000.....	12	10	N/A	N/A	X349	GB203
1102023.....	12	25	R308(P) R319(N)	RF35 N/A	X270	GB203

PARTS FOR PRESTOLITE GENERATORS

Generator No.	Volt	Amp	Voltage Regulator	Voltage Regulator Fuse	Brush Set	Bushing	Generator No.	Volt	Amp	Voltage Regulator	Voltage Regulator Fuse	Brush Set	Bushing
GAS-4140.....	6	12.5	R12	N/A	X323	N/A	GHH-6001H.....	12	10	N/A	RF35	X324	GB202
GBM-4622-5.....	6	15	R621	RF35	X324	GB200	GJO-7501A.....	12	12	N/A	N/A	X275	GB204
GDY-4117.....	12	6.5	N/A	N/A	X323	N/A	GJO-7501C.....	12	12	N/A	N/A	X275	GB204
GHD-6001Z.....	6	15	N/A	RF35	X324	GB202	GJO-7501D.....	12	12	N/A	N/A	X275	GB204
GHH-6001G.....	12	10	N/A	RF35	X324	GB202	GJO-7501S.....	12	12	N/A	N/A	X275	GB204

STARTING SYSTEM PARTS

PARTS FOR DELCO-REMY
STARTERS

Starter Number	Volts	Starter Switch	Brush Set	Drive End	Bushings Com. End
1108159.....	12	N/A	N/A	SB137	SB138

PARTS FOR PRESTOLITE STARTERS

Starter Number	Volts	Starter Switch	Brush Set	Drive End	Bushings Com. End	Starter Number	Volts	Starter Switch	Brush Set	Drive End	Bushings Com. End
MAB-4085A.....	6	S5	X327	SB136 ²⁵	SB59	ML-4180.....	6	S5	N/A	SB136	N/A
MAU-4006.....	12	S5	N/A	SB136 ²⁵	SB59	ML-4310A.....	6	S79	X329	SB136	SB139
MBG-4004.....	12	S5	X326	N/A	SB59	ML-4327.....	6	S62	X329	SB140	SB139
MBG-4015.....	12	N/A	X326	SB64 ²⁵	N/A	ML-4354.....	12	S5	X329	N/A	SB139
MDY-7011.....	12	S5	X332	SB136	N/A	MZ-4063.....	6	S62	X326	N/A	SB59
MDY-7017.....	12	S5	X332	SB136	N/A						

²⁵ Also use SB136 Intermediate Bushing.
(P) Positive Ground.

(N) Negative Ground.

CHRYSLER

PARTS FOR DISTRIBUTORS & COILS

Year	Cyl.	Volt	Model or Engine	For Distributor Number	Contact Assembly*			Con- denser	Cap	Rotor	6 Volt Coil ^{59,60}	12 Volt Coil ^{59,60}															
					Heavy Duty	Heavy Duty Pierced																					
1972-50	6	6&12	5A, 6A.....	IAD-4039-1,	A81	N/A	G124 ²	C123	D103	E5	E502 ¹																
				IAD-4201-1																							
				IAO-4109-1M,																							
				12-1M																							
				IAT-4101, B, C,																							
				IAT-4011																							
1955-50	6	24	5A, 6A.....	IAU-4017UT	A81	N/A	G124 ²	N/A	N/A	N/R	N/R																
				1971-50	6	6&12	7A, 8A.....	IAT-4101, 02	A85	N/A	G124 ²	C143	D128	E5	E502 ¹												
								IAO-4101-1M,																			
								IAD-4105-1M,																			
								IAO-4108-1M,																			
								13M, -1M, 14-M																			
IAD-4040, 40-1																											
1959-50	6	12	8A.....	IAU-5018-UT	A81	N/A	G136	N/A	N/A	N/R	N/A																
				IBD-4008UT	A81	N/A	G124 ²	N/A	N/A	N/R	E502																
				1954-50	8	6	9, 9A, 12, 12A.....	IGP-4402B-1	A70	N/A	G136	C124	D104	E5	N/R												
								1954-50	8	6&12	12A.....	IAX	N/A	N/A	G136	C141	D104	E5	E502 ¹								
												1954-50	8	24	12A.....	IAK-4002-1M	N/A	N/A	G136	N/A	N/A	N/A	N/A				
																1953-50	6	6&12	13, 13A.....	IAO-4103A-1	A81	N/A	G124 ²	C140	D103	E5	E502 ¹
1957-50	6	6&12	14A, 15A.....																	IAD-4115-1M,	A81	N/A	G124 ²	C140	D103	E5	E502 ¹
																				IAO-4103-1, 1M,							
				11-1M, 16-1																							
				IBC-4008UT	A81	N/A	G136	N/A	N/A	E5	E502 ¹																
				1972-52	6	6&12	16A.....	IAT-4101D, 02,	A85	N/A	G124 ²	C143	D128	E5	E502 ¹												
								A, C																			
IAY-4004-1,																											
04C-1																											
1955-51	6	12	16A.....	IBD-4008UT	A81	N/A	G136	N/A	N/A	N/A	E502																
				6	24	16A.....	IAU-4018UT	A81	N/A	G136	N/A	N/A	N/A	N/A													
1955-53	8	6&12	18A.....	IAZ-4003, M			A99V ⁶	N/A	G136	C141	D104	E5	E502 ¹														
				IBH-4002AUT	A99V ⁶	N/A	N/A	N/A	N/A	N/A	N/A	N/A															
1954	8	6	19A.....	IAZ-4002A	A95 ⁶	N/A	G136	C141	D104	E5	N/R																
1956-51	8	6&12	19A, 19B.....	IAZ-4002, B, D	A99V ⁶	N/A	G136	C141	D104	E5	E502 ¹																
				IBB-4102-1	A95 ⁶	A96V ⁶	G136	C141	D104	E5	E502 ¹																
1966-51	8	24	19A, 19B.....	IBF-4002UT, BUT	A99V ⁶	N/A	G124 ²	N/A	N/A	N/A	N/R																
1960-51	8	6	20A.....	IBB-4181-1M	A99V ⁶	N/A	G136	C141	D104	E5	N/A																
				8	6&12	20A.....	IBB-4101-M,	A95 ⁶	A96V ⁶	G136	C141	D104	E5	E502 ¹													
							IBB-4102A, 02-1, 02-1M																				
1957-50	6	6&12	22A.....	IAO-4103-1, 15-1M, 16-1	A81	N/A	G124 ²	C140	D103	E5	N/A																

* For Standard Contact Assembly see Conversion Table.

¹ If 12 Volt with Resistor use E38 & RU12 Resistor.

² For Strap type use G136.

⁶ Two required.

⁵⁹ When Coil Bracket is required, refer to Illustrated Bracket Guide.

⁶⁰ For Epoxy Coils see Conversion Table.

CHRYSLER — Cont'd

PARTS FOR DISTRIBUTORS & COILS — Cont'd

Year	Cyl.	Volt	Model or Engine	For Distributor Number	Contact Assembly*			Cap	Rotor	6 Volt Coil ^{59,60}	12 Volt Coil ^{59,60}
					Heavy Duty	Heavy Duty Pierced	Con-denser				
1960-54	8	6	24A.....	IBB-4105A, B	A95 ⁶	A96V ⁶	G136	C141	D104	E5	N/R
1961-53	8	6&12	24A.....	IBB-4101B-1, 07-1 IAZ-4001C	A95 ⁶ A99V ⁶	A96V ⁶ N/A	G136 G136	C141 C141	D104 D104	E5 E5	E502 ¹ E502 ¹
1972-54	6	6&12	30, 31, 931.....	IAD-4039-1, 40-1	A81	N/A	G124 ²	C123	D103	E5	E502 ¹
				IAO-4109-1M, 12M, 13-1M	A81	N/A	G124 ²	C140	D103	E5	E502 ¹
				IAT-4101B, C, D, 02A	A85	N/A	G124 ²	C143	D128	E5	E502 ¹
				IBC-4018UT, 21UT	A81	N/A	G124 ²	N/A	N/A	E5	E502 ¹
				IBD-4014UT	A81	N/A	G124 ²	N/A	N/A	N/R	E38
	6	12	30, 31, 931.....	IAU-4017UT, 19UT	A81	N/A	G136	N/A	N/A	N/R	N/R
	6	24	30, 31, 931.....								
1971-65	6	6&12	30, 31, 32, 33, 908A, 931	IBM-4109A	A95 ⁶	A96V ⁶	G136	N/A	D182	N/A	N/A
1966-54	6	6	32, 33, 908A.....	IBC-4019UT, 24UT	A81	N/A	G136	N/A	N/A	N/A	N/R
1972-54	6	6&12	32, 33, 908A.....	IAT-4101A, C, D	A85	N/A	G136	C143	D128	E5	E502 ¹
				IAD-4039-1, 40-1	A81	N/A	G124 ²	C123	D103	E5	E502 ¹
				IAO-4109-1M, 13-1M	A81	N/A	G124 ²	C140	D103	E5	E502 ¹
				IAT-4102, A	A85	N/A	G124 ²	C143	D128	E5	E502 ¹
				IAY-4004C-1	A81	N/A	G124 ²	C143	D128	E5	E502 ¹
1966-54	6	12	32, 33, 908A.....	IBC-4024UT	A81	N/A	G136	N/A	N/A	N/R	E502
	6	24	32, 33, 908A.....	IAU-4016UT, 18UT	A81	N/A	G136	N/A	N/A	N/R	N/R
1971-54	6	6&12	34, 35, 36, 37.....	IAO-4116-1	A81	N/A	G124 ²	C140	D103	E5	E502 ¹
1957-55	8	6&12	52.....	IBM-4001B	A95 ⁶	A96V ⁶	G136	C152	D182	E5	E502 ¹
				IBB-4103B	A95 ⁶	A96V ⁶	G136	C141	D104	E5	E502 ¹
1962-55	8	6&12	53, 54.....	IBM-4101A, B	A95 ⁶	A96V ⁶	G136	C152	D182	E5	E502 ¹
				IBP-4002B, G	A102V	N/A	G124 ²	C152	D182	E5	E502 ¹
1961-55	8	6&12	54.....	IAZ-4002D	A99V ⁶	N/A	G136	C141	D104	E5	E502 ¹
1961-54	8	6&12	56, 56A.....	IBB-4101B-1, 05A, B, 07-1	A95 ⁶	A96V ⁶	G136	C141	D104	E5	E502 ¹
				IAZ-4001C, IBB-4005, 4101A	A99V ⁶	N/A	G136	C141	D104	E5	E502 ¹
1961-55	8	24	56A.....	IBF-4001AUT, 02CUT	A99V	N/A	G124 ²	N/A	N/A	N/R	N/R
1960	8	6&12	75, 76.....	IBP-4006E	A105	N/A	G136	C161	D182	E5	E502 ¹
1967-61	6	12	H-170, H-225.....	2095974, 2098670, 2444255, 2444671	A110M	●A110V	●G128	●C190	●D147	N/R	E38
				2098486, 743	N/A	N/A	●G128	●C190	●D147	N/R	E38
1978-62	6	6&12	225 (Canadian Built).....	IBR-4202	A81	N/A	G136	N/A	D178	E5	E502 ¹
1972-57	6	6&12	236, 251, 265.....	IAD-4040-1	A81	N/A	G124 ²	C123	D103	E5	E502 ¹
				IAY-4004-1	A81	N/A	G124 ²	C143	D128	E5	E502 ¹

● A Borg-Warner Brand "P" Version Also Available See Inside Back Cover.

* For Standard Contact Assembly see Conversion Table.

¹ If 12 Volt with Resistor use E38 & RU12 Resistor.

² For Strap type use G136.

⁶ Two required.

⁵⁹ When Coil Bracket is required, refer to Illustrated Bracket Guide.

⁶⁰ For Epoxy Coils see Conversion Table.

CHRYSLER — Cont'd

PARTS FOR DISTRIBUTORS & COILS — Cont'd

Year	Cyl.	Volt	Model or Engine	For Distributor Number	Contact Assembly*			Cap	Rotor	6 Volt Coil ^{59,60}	12 Volt Coil ^{59,60}
					Heavy Duty	Heavy Duty Pierced	Con-denser				
1964	6	6&12	313	IBP-4003AE	A81	N/A	G124 ²	C161	D182	E5	E502 ¹
1961	8	6&12	H-318, HB-318, HT-318 ...	IBP-4003R	A102V	N/A	G136	C152	D182	E5	E502 ¹
1967-61	8	12	H-318, HB-318, HT-318 ...	2444263, 75, 91, 92, 399, 867, 2098674, 851, 53	A110M	●A110V	●G128	●C191	●D147	N/R	E38
					A110M	●A110V	●G128	●C191	●D147	N/R	E38
1978-61	8	12	H-361, HB-361, HT-361 ...	2098509; 2444274, 75, 93, 393, 2095836, 987, 2098507, 36, 647, 90	A110M	●A110V	●G128	●C191	●D147	N/R	E38
				IBP-4005E, 6F, 8B, E, ES	A105	N/A	G136	C152	D182	N/R	E502
1978-61	8	12	H-473, HB-143, HT-413 ...	2095836, 987, 2098507, 09, 2098674, 90, 2444263, 74, 75, 91, 92, 95, 399, 867	A110M	●A110V	●G128	●C191	●D147	N/R	E38
				IBP-4008E, ES	A105	N/A	G136	C152	D182	N/R	E502
1974-71	8	12	M & T	IBM-7003B, 4A	A95	A96V	G136	N/A	D182	N/R	E38
	6		All w/Distributor	IBR-4202, S	A85	N/A	G124 ²	C15	D178	N/A	N/A
	6		All w/Distributor	IBR-7002S, AS	A81	N/A	G136	C140	D103	N/A	N/A
	8		All w/Distributor	IDH-7001, S, 2, 2S, 3	N/A	N/A	N/A	C161	D182	N/A	N/A

CHARGING SYSTEM PARTS

PARTS FOR CHRYSLER ALTERNATORS

Alternator No.	Volt	Amp	Voltage Regulator	Brush Set	Positive Diode (3 Used)	Negative Diode (3 Used)	Alternator No.	Volt	Amp	Voltage Regulator	Brush Set	Positive Diode (3 Used)	Negative Diode (3 Used)
2095060	12	30	●R280 ³¹	X279	N/A	N/A	2098840	12	—	●R280 ³¹	X279	N/A	N/A
2095661	12	—	●R280 ³¹	X279	N/A	N/A	2098850	12	—	●R280 ³¹	X279	N/A	N/A
2095666	12	—	●R280 ³¹	X279	N/A	N/A	2098855	12	—	●R280 ³¹	X279	N/A	N/A
2095667	12	—	●R280 ³¹	X279	N/A	N/A	2098860	12	—	●R280 ³¹	X279	N/A	N/A
2098256	12	—	●R280 ³¹	X279	N/A	N/A	2098865	12	—	●R280 ³¹	X279	N/A	N/A
2098262	12	—	●R280 ³¹	X279	N/A	N/A	2098870	12	—	●R280 ³¹	X279	N/A	N/A
2098265	12	—	●R280 ³¹	X279	N/A	N/A	2098824	12	—	●R280 ³¹	X279	N/A	N/A
2098319	12	—	●R280 ³¹	X279	N/A	N/A	2098825	12	—	●R280 ³¹	X279	N/A	N/A
2098320	12	—	●R280 ³¹	X279	N/A	N/A	2098845	12	—	●R280 ³¹	X279	N/A	N/A
2098330	12	—	●R280 ³¹	X279	N/A	N/A	2444722	12	—	●R280 ³¹	X279	N/A	N/A
2098615	12	—	●R280 ³¹	X279	N/A	N/A	2444897	12	—	N/A	X279	SC4P	SC4N
2098830	12	—	●R280 ³¹	X279	N/A	N/A	2642211	12	—	●R280 ³¹	X279	N/A	N/A

● A Borg-Warner Brand "P" Version Also Available See Inside Back Cover.

* For Standard Contact Assembly see Conversion Table.

¹ If 12 Volt with Resistor use E38 & RU12 Resistor.

² For Strap type use G136.

³¹ R692 Solid State Regulator may be used in place of ●R280.

⁵⁹ When Coil Bracket is required, refer to Illustrated Bracket Guide.

⁶⁰ For Epoxy Coils see Conversion Table.

CHRYSLER — Cont'd

CHARGING SYSTEM PARTS — Cont'd

PARTS FOR PRESTOLITE ALTERNATORS

Alternator No.	Volt	Amp	Voltage Regulator	Brush Set	Positive Diode (3 Used)	Negative Diode (3 Used)
ANE-5201S ...	12	—	R692	N/A	N/A	N/A
ANE-5202S ...	12	—	R692	N/A	N/A	N/A

PARTS FOR PRESTOLITE GENERATORS

Generator No.	Volt	Amp	Voltage Regulator	Voltage Regulator Fuse	Brush Set	Bushing	Generator No.	Volt	Amp	Voltage Regulator	Voltage Regulator Fuse	Brush Set	Bushing
GBM-4610C-5 ...	6	15	R11	N/A	X324	GB200	GGW-7402A.....	6	45	R142(P)	RF45	X275	GB204
GDZ-4801A	6	35	R118	RF45	X260	GB200				R170(N)	RF45		
GDZ-4801C	6	35	R118	RF45	X260	GB200	GGW-7402S-1....	6	45	R142(P)	RF45	X275	GB204
GDZ-4801D	6	35	R118	RF45	X260	GB200				R170(N)	RF45	X275	GB204
GDZ-4801R	6	35	R118	RF45	X260	GB200	GHB-4801A	6	25	R118	RF45	X260	GB200
GDZ-4802A	6	35	R118	RF45	X260	GB200	GHB-4801C	6	25	R118	RF45	X260	GB200
GDZ-4802B	6	35	R118	RF45	X260	GB200	GHB-4802A	6	25	R118	RF45	X260	GB200
GDZ-4816AM	6	35	N/A	N/A	X260	GB200	GHC-6002A	12	23	N/A	N/A	X260	GB202
GDZ-4820AM	6	17	N/A	N/A	X260	GB200	GHC-6003B	12	23	N/A	N/A	X260	GB202
GDZ-4822A	6	17	N/A	N/A	X260	GB200	GHC-6003C	12	23	N/A	N/A	X260	GB202
GDZ-4822B	6	17	N/A	N/A	X260	GB200	GJC-7001B	12	30	R185	RF35	X275	GB204
GDZ-4823AM	6	17	N/A	N/A	X260	GB200	GJC-7002D	12	30	R185	RF35	X275	GB204
GGU-6001K	6	50	N/A	RF45	X260	GB202	GJC-7002E	12	30	R185	RF35	X275	GB204
GGU-6001R	6	50	N/A	RF45	X260	GB202	GJC-7012B	12	30	R185	RF35	X275	GB204
GGU-6001V	6	50	N/A	RF45	X260	GB202	GJC-7012C	12	30	R185	RF35	X275	GB204
GGW-6001A.....	6	45	R142(P)	RF45			GJC-7012D	12	30	R185	RF35	X275	GB204
			R170(N)	RF45	X260	GB202	GJC-7014B	12	30	R185	RF35	X260	N/A
GGW-6001AB....	6	45	R142(P)	RF45			GJC-7017A	12	15	N/A	N/A	X275	GB204
			R170(N)	RF45	X260	GB202	GJC-7017C	12	15	N/A	N/A	X275	GB204
GGW-6001AN....	6	45	N/A	N/A	X260	GB202	GJC-7017D	12	15	N/A	N/A	X275	GB204
GGW-6001B	6	45	R142(P)	RF45			GJC-7017E	12	15	N/A	N/A	X275	GB204
			R170(N)	RF45	X260	GB202	GJC-7401B	12	30	N/A	N/A	X275	GB204
GGW-6001C	6	45	R142(P)	RF45			GJC-7401BT	12	30	N/A	N/A	X275	GB204
			R170(N)	RF45	X260	GB202	GJC-7501A	12	15	N/A	N/A	X275	GB204
GGW-6001Q	6	45	R142(P)	RF45			GJM-7001A	12	35	R185	RF35	X275	GB204
			R170(N)	RF45	X260	GB202	GJM-7002B	12	35	R185	RF35	X260	N/A
GGW-6001S-1....	6	45	R142(P)	RF45			GJM-7002C	12	35	R185	RF35	X260	N/A
			R170(N)	RF45	X260	GB202	GJM-7402C	12	35	R185	RF35	X275	N/A
GGW-6002A.....	6	45	R142	RF45	X260	GB202	GJM-7402S-1	12	35	R185	RF35	X260	N/A
GGW-6002B	6	45	R142	RF45	X260	GB202	GJM-7404A	12	35	R185	RF35	X275	N/A
GGW-6016D	6	45	R142(P)	RF45			GJM-8201A	12	35	R185	RF35	X275	GB204
			R170(N)	RF45	X260	N/A	GJU-7505A	12	15	N/A	N/A	X275	N/A
GGW-6019A.....	6	45	R142(P)	RF45	X260	GB202	GJU-7505B	12	15	N/A	N/A	X275	N/A
			R170(N)	RF45	X275	GB204							

STARTING SYSTEM PARTS

PARTS FOR CHRYSLER STARTERS

Starter Number	Volts	Starter Switch	Brush Set	Bushings		Starter Number	Volts	Starter Switch	Brush Set	Bushings	
				Drive End	Com. End					Drive End	Com. End
1889100	12	N/A	N/A	SB106	N/A	2095753	12	N/A	X343	SB106	N/A
1889200	12	N/A	N/A	SB106	N/A	2600098	—	N/A	X289	SB106	N/A
2095150	12	³²	X289	SB106	N/A						

³² Use SR19 Solenoid Repair Kit & SR20 Solenoid Winding.
(P) Positive Ground.

(N) Negative Ground.

CHRYSLER — Cont'd

STARTING SYSTEM PARTS — Cont'd

PARTS FOR PRESTOLITE STARTERS

Starter Number	Volts	Starter Switch	Brush Set	Bushings		Starter Number	Volts	Starter Switch	Brush Set	Bushings	
				Drive End	Com. End					Drive End	Com. End
MAW-4029	6	N/A	X328	SB64	SB59	MCZ-4103T	24	N/A	N/A	SB64	N/A
MAW-4032	6	N/A	X328	SB64	SB59	MCZ-4107T	24	N/A	N/A	SB64	N/A
MAW-4046M	6	N/A	X328	SB64 ²⁵	N/A	MCZ-4109T	24	N/A	N/A	SB106	N/A
MAX-4003A	6	N/A	X328	SB64	N/A	MDT-6010	12	S72	X331	SB136 ²³	N/A
MAX-4040	6	N/A	X328	SB64	SB59	MDT-6012	12	S93	X331	SB64 ²³	N/A
MAX-4045A	6	N/A	X328	SB64	SB59	MDT-6013	12	N/A	X331	SB64 ²³	N/A
MAX-4048	6	S79	X328	SB136	N/A	MDT-6017	12	²¹	X331	N/A	N/A
MAX-4050	6	N/A	X328	SB64	SB59	MDT-6018	12	S93	X331	SB106	N/A
MAX-4058	6	S79	X328	SB136	SB59	MDT-7002	12	³⁴	X332	N/A	N/A
MAX-4062	6	N/A	X328	SB64	SB59	MDT-7004UT	12	N/A	N/A	SB136	N/A
MAX-4070M	6	N/A	X328	SB64	N/A	MDT-7009	12	²²	X332	N/A ²³	N/A
MAY-4132	12	N/A	N/A	SB64	SB59	MDT-7010	12	N/A	X332	SB106 ²³	N/A
MCH-6106	6	N/A	X330	SB64	N/A	MDT-7011	12	N/A	X332	SB106 ²³	N/A
MCH-6110	6	N/A	X330	SB64	N/A	MDT-7014	12	N/A	X332	N/A	N/A
MCH-6206	6	S57	X330	SB136 ²³	N/A	MDT-7016	12	N/A	X332	SB106	N/A
MCK-6001	12	N/A	N/A	N/A	GB200	MDT-7017	12	S72	X332	SB136	N/A
MCK-6002	12	N/A	N/A	N/A	GB200	MDT-7021	12	N/A	X332	SB106	N/A
MCL-6107	6	N/A	X330	SB64	N/A	MDT-7022	12	S72	X332	SB106	N/A
MCL-6109	6	N/A	X330	SB64	N/A	MDT-7101	12	S904	X332	SB106 ²³	N/A
MCL-6115	6	N/A	X330	SB64	N/A	MDU-6001	12	N/A	X331	SB106	N/A
MCL-6115T	6	N/A	N/A	SB64	N/A	MDU-6002	12	N/A	X331	SB106	N/A
MCL-6116	6	N/A	X330	SB64	N/A	MDU-6003	12	N/A	X331	SB106	N/A
MCL-6117	6	N/A	X330	SB64	N/A	MDU-7013	12	N/A	X332	SB106	N/A
MCL-6121A	6	N/A	X330	SB64	N/A	MEK-6001AT	24	N/A	N/A	SB106	N/A
MCL-6155	6	N/A	X330	SB106	N/A	MEK-6001T	24	N/A	N/A	SB106	N/A
MCL-6160	6	N/A	X330	SB106	N/A	MEK-6002UT	24	N/A	N/A	SB106	N/A
MCL-6201M	6	N/A	X330	SB136 ²³	N/A	MEK-6004T	24	N/A	N/A	SB106	N/A
MCL-6202	6	S79	X330	SB136	N/A	MES-6201	24	N/A	N/A	N/A	GB200
MCL-6202M	6	N/A	X330	SB136 ²³	N/A	MEU-6001	12	N/A	N/A	N/A	GB200
MCL-6308	6	N/A	X330	SB64	N/A	MEX-7103	24	N/A	N/A	SB106	N/A
MCL-6309	6	N/A	X330	SB64	N/A	MEX-7103T	24	N/A	N/A	SB106	N/A
MCT-6103	12	N/A	N/A	SB64	N/A	MFY-6301	32	N/A	N/A	N/A	GB200
MCT-6301	12	N/A	N/A	SB64	N/A	MHA-7014	12	N/A	X332	SB106	N/A
MCZ-4002UT	24	N/A	N/A	SB64	N/A	MHA-7015	12	N/A	X332	SB106	N/A

STARTER DRIVES

Starter Number	Part No.	Starter Number	Part No.
1889100	SD227	2095753	SD227
1889200	SD227	MDT-7010	SD228
2095150	SD229	MDU-7013	SD582

²¹ Use S64 for Man. Trans.; S65 for Auto. Trans.

²² Use S898 for Man. Trans.; S69 for 1960 Auto. Trans.; S902 for 1961 Auto. Trans.

²³ Also use SB142 Intermediate Bushing.

²⁵ Also use SB136 Intermediate Bushing.

³⁴ Use S64 for 1960 Man. Trans.; S899 for 1961 Man. Trans.; S65 for 1960 Auto. Trans.; S900 for 1961 Auto. Trans.

CLARK

PARTS FOR DISTRIBUTORS & COILS												
Year	Cyl.	Volt	Model or Engine	For Distributor Number	Contact Assembly*			Con- denser	Cap	Rotor	6 Volt Coil ^{59,60}	12 Volt Coil ^{59,60}
					Heavy Duty	Heavy Duty Pierced						
1986-82	4	6&12	C-500-30S60, C-500-Y40S60	IBT-4105	A102V	N/A	G124	C207	D181	E5	E502 ¹	
1986-82	4	6&12	D155 Waukesha Eng. C-500-30S60	IBT-4105A	A102V	N/A	G124	C207	D181	E5	E502 ¹	
1986-82	4	6&12	Y-112 & F162 Cont. Eng. IT40-B, CKF-20, C-500-20, 25, Y-20, C-300-40, Y-40	IBT-4706	A105	N/A	G124	C207	D181	E5	E502 ¹	
1986-82	6	6&12	C-500-60, 65RS, Y-60, 100, Y-100 w/Cont. Eng.	IBT-6703	A105	N/A	G124	C203	D181	E5	E502 ¹	
1982	4	12	D176 Waukesha Eng.	IDU-4403	N/R	N/R	N/R	C207	D181	N/R	●E30	
1982	4	12	Model Info Not Available ..	IDU-4403A	N/R	N/R	N/R	C207	D181	N/R	●E30	
1982	4	12	F163 TCM Eng.	IDU-4404	N/R	N/R	N/R	C207	D181	N/R	●E30	
1982	6	12	F227 TCM Eng.	IDU-4602	N/R	N/R	N/R	C203	D181	N/R	●E30	
1982-77	4	6&12	C-500-30S60, C-500-440S60	IBT-4105	A102V	N/A	G124	C207	D181	E5	E502 ¹	
1982-77	4	6&12	D155 Waukesha Eng. C-500-30S60	IBT-4105A	A102V	N/A	G124	C207	D181	E5	E502 ¹	
1982-77	6	6&12	C-500-60, 65RS, Y-60, 100, Y-100 w/Cont. Eng.	IBT-6703	A105	A105	G124	C203	D181	E5	E502 ¹	
1981-77	4	6&12	Y-112 & F162 Cont. Eng. IT40-B, CKF-20, C-500-20, 25, Y20, C-300-40, Y-40	IBT-4706	A105	A105	G124	C207	D181	E5	E502 ¹	
1978-77	4	12	Clarkat, IT40B Forklift	1112673	A103M	●A109V	●G126	C167	●D152	N/R	E40	
1978-75	4	12	C-500-30, 35, 40, 45, 50, 55, C-500H-40, 45, 50, 55, Y-40, 45, 50, 55 Forklift	1111700	A103M	●A109V	●G126	C167	●D152	N/R	E40	
1978-72	4	12	C-500-20, 20P, 25, 25P, C-500F-20P, 25P, C-500Y-20, 25, 30, C-500YF-20, 25, 30, IT-40B, Clarkat Forklift ..	1112673	A103M	●A109V	●G126	C167	●D152	N/R	E40	
1978-72	6	12	C-500H-60, 70, 80, C-500-100, 200, C-500Y-100, 130, 150, Ranger 40, 60 Forklift ...	1112672	A103M	●A109V	●G126	●C168	●D152	N/R	E40	
1978-67	4	12	C-500-30, 35, 40, 45, 50, 55, C-500H-40, 45, 50, 55, Y-40, 45, 50, 55 Forklift	1112685	A103M	●A109V	●G126	C167	●D152	N/R	E40	
1972-63	4	12	12B Small Tractor Shovel..	1112568	A40H	A40V	G102A	C150	N/A	N/R	E40	
1971	4	12	C-20, 25, CF-20, 25, CY-20, CFY-20 Forklift ...	1112673	A103M	●A109V	●G126	C167	●D152	N/R	E40	
1971-67	4	12	Clarkette, IT-30, 40 Forklift	1112673	A103M	●A109V	●G126	C167	●D152	N/R	E40	

● A Borg-Warner Brand "P" Version Also Available See Inside Back Cover.

* For Standard Contact Assembly see Conversion Table.

¹ If 12 Volt with Resistor use E38 & RU12 Resistor.

⁵⁹ When Coil Bracket is required, refer to Illustrated Bracket Guide.

⁶⁰ For Epoxy Coils see Conversion Table.

CLARK — Cont'd

PARTS FOR DISTRIBUTORS & COILS — Cont'd											
Year	Cyl.	Volt	Model or Engine	For Distributor Number	Contact Assembly*					6 Volt Coil ^{59,60}	12 Volt Coil ^{59,60}
					Heavy Duty	Heavy Duty Pierced	Con-denser	Cap	Rotor		
1971-66	6	12	C-100, 120, CY-100, 120, Ranger 40, 60 Forklift...	1112672	A103M	●A109V	●G126	●C168	●D152	N/R	E40
1970-67	4	12	C-20, 20SU, 30B, 40B, 50B, CF-20, 30B, 40B, 50B, CY-20, 25, 30B, 40B, 50B Forklift	1112673	A103M	●A109V	●G126	C167	●D152	N/R	E40
1970-66	6	12	C-60, 70, 80, CF-60, 70, 80, CH-60, 70, 80, CY-60, 70, 80 Forklift ...	1112672	A103M	●A109V	●G126	●C168	●D152	N/R	E40
1969-67	6	12	35, 75111 Small Tractor Shovel	1111702, 31	A40H	A40V	G102A	C16	N/A	N/R	E40
1969-67	6	12	55 111 Small Tractor Shovel	1112619	A40H	A40V	G102A	C16	D10	N/R	E40
1969-67	6	12	IT-60 Forklift	1112672	A103M	●A109V	●G126	●C168	●D152	N/R	E40
1968-67	6	12	45 Small Tractor Shovel ...	1111702	A40H	A40V	G102A	C16	N/A	N/R	E40
1967	4	6	Trutractor	1112604	A40H	A40V	G102A	C150	D10	E1	N/R
1966	4	6	Clarkette 5 Trucloder, Trutractor	1111708, 18	A40H	A40V	G102A	C150	N/A	E1	N/R
1966	4	12	C-20, 30, 40, 50, CF-20, 30, 40, 50 Forklift, Clarkette, Towtractor	1112673	A103M	●A109V	●G126	C167	●D152	N/R	E40
1966	4	12	CT-20, 30, 40, 50 Lift Truck	1112614	A40H	A40V	G102A	C150	D10	N/R	E40
1966	6	12	CT-20, 30, 40, 50, UT-60, 70, 80, 100, HUT-60, 70, 80, 100, Y60, 100 Forklift	1112672	A103M	●A109V	●G126	●C168	●D152	N/R	E40
1966-65	6	12	35A, 45A, 55A Small Tractor Shovel.....	1112578	A40H	A40V	G102A	C16	D10	N/R	E40
1966-65	6	12	75A, 85A Small Tractor Shovel	1111747, 50	A40H	A40V	G102A	C16	D10	N/R	E40
1966-56	6	12	All Prestolite Distributor...	IAD-6001D	A81	N/A	G136	C123	D103	N/R	E40
1965-64	4	6&12	C-50, CY50, Ranger 40, 60 Forklift	1111838	A40H	A40V	G102A	N/A ⁸	N/A	E1	E40
1965-64	4	12	C-20, 20SU, 20P, 25, 25SU, 30, 40, CF-20, 25, CY-20, 30 Forklift ...	1112637	A103M	●A109V	●G126	C167	●D152	N/R	E40
1965-64	6	12	C-60, CY-60, CFY-60 Forklift	1112628	A103M	●A109V	●G126	●C168	●D152	N/R	E40
1965-63	4	6	1024 Trucloder.....	1111708	A40H	A40V	G102A	C150	N/A	E1	N/R
1964-63	4	6	C-20, 20P, 20SU, 25, 25SU, 30, 40, CY-30, 40 Forklift	1112604	A40H	A40V	G102A	C150	D10	E1	N/R
1964-63	4	6&12	CY-60, CFY-60, 6024 Forklift	1111838	A40H	A40V	G102A	N/A ⁸	N/A	E1	E40
1964-63	6	12	55AG, 75A, RG Tractor Shovel	1112563, 78	A40H	A40V	G102A	C16	D10	N/R	E40
1960	6	12	55AG, 75AG5, 85AG Tractor Shovel.....	1112563, 78	A40H	A40V	G102A	C16	D10	N/R	E40

● A Borg-Warner Brand "P" Version Also Available See Inside Back Cover.

* For Standard Contact Assembly see Conversion Table.

⁸ Also use C80 Dust Cover.

⁵⁹ When Coil Bracket is required, refer to Illustrated Bracket Guide.

⁶⁰ For Epoxy Coils see Conversion Table.

CLARK — Cont'd

PARTS FOR DISTRIBUTORS & COILS — Cont'd

Year	Cyl.	Volt	Model or Engine	For Distributor Number	Contact Assembly*			Cap	Rotor	6 Volt Coil ^{59,60}	12 Volt Coil ^{59,60}
					Heavy Duty	Heavy Duty Pierced	Con-denser				
1960-59	4	6	C-30B, 40B, 50B Forklift ..	1111713	A40H	A40V	G102A	C150	N/A	E1	N/A
1960-59	6	6	Y-80, 100 Forklift.....	1111838	A40H	A40V	G102A	N/A	N/A	E1	N/R
1960-59	6	12	CY-6024, 7024, 8024, Ranger 40B, 60B Forklift	1111838	A40H	A40V	G102A	N/A ⁸	N/A	N/R	E40
1958-56	4	6	Clarklift 20, 30, 40, 50....	1111713	A40H	A40V	G102A	C150	N/A	E1	N/R
1958-56	4	12	12B Small Tractor Shovel..	1112568	A40H	A40V	G102A	C150	N/A	N/R	E40
1958-56	6	12	Yardlift 150	1111807	A40H	A40V	G102A	C16A	N/A	N/R	E40
1958-56	6	12	T-20 Truck Crane								
			w/135GKB	1111747	A40H	A40V	G102A	C16	D10	N/R	E40
			w/195GKB	1112563	A40H	A40V	G102A	C16	D10	N/R	E40
1958-56	6	12	T-24 Truck Crane								
			w/135GKB	1111747	A40H	A40V	G102A	C16	D10	N/R	E40
			w/140GKB	1111775	A40H	A40V	G102A	N/A	N/A	N/R	E40
1958-55	4	6	Carloader, Yardlift 40.....	1111713	A40H	A40V	G102A	C150	N/A	E1	N/R
1958-55	6	6	75A, B, R, 85A, 125A Tractor Shovel.....	1112563	A40H	A40V	G102A	C16	D10	E1	N/R
1958-54	4	6	Trucloader, Clarkette 5	1111708	A40H	A40V	G102A	C150	N/A	E1	N/R
1958-54	6	6	Utilitruck, Yardlift 60.....	1111838	A40H	A40V	G102A	N/A ⁸	N/A	E1	N/R
1958-54	6	12	175A Tractor Shovel	1111747	A40H	A40V	G102A	C16	D10	N/R	E40
1958-49	4	6	Clarkat, Clipper, Yardlift 20	1111712	A40H	A40V	G102A	C150	N/A	E1	N/R
1955-54	6	6	Yardlift 150	1111835	A40H	A40V	G102A	C16A	N/A	E1	N/R
1955-54	6	12	75A, B, R, 85A, 125A Tractor Shovel.....	1112553, 54	A40H	A40V	G102A	C16	D10	N/R	E40
1955-51	6	6	Plainloader	1111720	A40H	A40V	G102A	C16	N/A	E1	N/R
1955-49	4	6	Tructractor	1111713	A40H	A40V	G102A	C150	N/A	E1	N/R
1954-49	4	6	Carloader, Yardlift 40.....	1110412	A124H	N/A	●G126	N/A	D8	E1	N/R
1953-51	4	6	Trucloader, Clarkette.....	1111708	A40H	A40V	G102A	C150	N/A	E1	N/R
1953-49	6	6	Utilitruck, Yardlift 60.....	1110060	A40H	A40V	G102A	N/A	D10	E1	N/R
1951-49	4	6	Trucloader	1111708	A40H	A40V	G102A	C150	N/A	E1	N/R
1951-49	6	6	Utilitruck 60, 100, Transporter, Yardlift 60..	1111720	A40H	A40V	G102A	C16	N/A	E1	N/R

CHARGING SYSTEM PARTS

PARTS FOR DELCO-REMY ALTERNATORS

Alternator No.	Volt	Amp	Voltage Regulator	Brush Set	Positive Diode (3 Used)	Negative Diode (3 Used)	Alternator No.	Volt	Amp	Voltage Regulator	Brush Set	Positive Diode (3 Used)	Negative Diode (3 Used)
1100071	—	61	N/A	X302	SC2P	SC2N	1100578	12	37	●R291	X303	SC5 ²⁷	SC113 ²⁸
1100077	24	65	R322	X303	N/A	N/A	1100579	12	42	●R291	X303	SC5 ²⁷	SC113 ²⁸
1100081	12	65	R279	X303	N/A	N/A	1100583	12	42	●R291	X303	SC5 ²⁷	SC113 ²⁸
1100092	12	18	●R291	X303	SC5 ²⁷	SC113 ²⁸	1100585	12	61	●R291	X303	SC5 ²⁷	SC113 ²⁸
1100186	12	—	●R291	X303	SC5 ²⁷	SC113 ²⁸	1100588	12	37	●R291	X303	SC5 ²⁷	SC113 ²⁸
1100499	12	18	N/A	N/A	SC5 ²⁷	SC113 ²⁸	1100687	12	32	R310	X302	SC2P	SC2N

● A Borg-Warner Brand "P" Version Also Available See Inside Back Cover.

* For Standard Contact Assembly see Conversion Table.

⁸ Also use C80 Dust Cover.

²⁷ AC9 is a Rectifier Bridge; also use SC124 Kit.

²⁸ This unit is a Diode Trio.

⁵⁹ When Coil Bracket is required, refer to Illustrated Bracket Guide.

⁶⁰ For Epoxy Coils see Conversion Table.

CLARK — Cont'd

CHARGING SYSTEM PARTS — Cont'd

PARTS FOR DELCO-REMY ALTERNATORS — Cont'd

Alternator No.	Volt	Amp	Voltage Regulator	Brush Set	Positive Diode (3 Used)	Negative Diode (3 Used)	Alternator No.	Volt	Amp	Voltage Regulator	Brush Set	Positive Diode (3 Used)	Negative Diode (3 Used)
1100689	12	42	R310	X302	SC2P	SC2N	1105195	12	42	●R291	X312	SC111 ⁴	SC113 ²⁸
1100711	12	37	R310				1105360	12	37	●R291	X312	SC111 ⁴	SC113 ²⁸
			●R281	X302	SC2P	SC2N	1105422	12	—	●R291	X359	SC111 ⁴	SC113 ²⁸
1100720	12	32	R310				1105470	12	65	R716	X303	SC117 ⁴	SC116 ²⁸
			●R281	X302	SC2P	SC2N	1105473	24	—	R987	X303	SC117 ⁴	SC116 ²⁸
1100751	12	22	R310	X302	SC2P	SC2N	1105475	24	65	R987	X303	SC117 ⁴	SC116 ²⁸
1100778	12	52	R310	X302	SC2P	SC2N	1117071	24	30	R294	N/A	N/A	N/A
1100805	12	32	●R281	X302	SC2P	SC2N	1117095	24	30	R294	N/A	N/A	N/A
1100827	12	22	R310	X302	SC2P	SC2N	1117236	24	50	R697	N/R	SC2P	SC2N
1102871	12	15	●R291	X303	SC5 ²⁷	SC113 ²⁸	1117238	24	75	R697	N/A	SC2P	SC2N
1102920	12	42	●R291	X359	SC5 ²⁷	SC113 ²⁸	1117243	24	—	R697	N/A	SC2P	SC2N
1102921	12	61	●R291	X359	SC5 ²⁷	SC113 ²⁸	1117248	24	50	R697	N/A	SC2P	SC2N
1103113	12	37	●R291	X303	SC5 ²⁷	SC113 ²⁸	1117249	24	75	R697	N/A	SC2P	SC2N
1103117	12	37	●R291	X303	SC5 ²⁷	SC113 ²⁸	1117734	24	30	R987	N/R	N/A	SC228 ²⁸
1103130	12	61	●R291	X359	SC5 ²⁷	SC113 ²⁸	1117738	12	55,62	R716	N/R	N/A	SC228 ²⁸
1103133	12	42	●R291	X359	SC5 ²⁷	SC113 ²⁸	1117753	12	55	R310	X368	N/A	N/A
1103134	12	15	●R291	X303	SC5 ²⁷	SC113 ²⁸	1117754	12	62	R293	X368	N/A	N/A
1105063	12	18	●R291	X312	SC111 ⁴	SC113 ²⁸	1117774	24	30	R294	X355	N/A	N/A
1105067	12	37	●R291	X312	SC111 ⁴	SC113 ²⁸	1117780	12	55	R310	X368	N/A	N/A
1105068	12	63	●R291	X359	SC111 ⁴	SC113 ²⁸	1117786	24	30	R294	X355	N/A	N/A
1105070	12	42	●R291	X359	SC111 ⁴	SC113 ²⁸	19010001	24	50	R987	N/R	SC2P	SC2N
1105071	12	15,37	●R291	X312	SC111 ⁴	SC113 ²⁸	19010002	24	75	R987	N/R	SC2P	SC2N
1105076	12	18	●R291	X312	SC111 ⁴	SC113 ²⁸							

PARTS FOR MOTOROLA ALTERNATORS

Alternator No.	Volt	Amp	Voltage Regulator	Brush Set	Positive Diode (3 Used)	Negative Diode (3 Used)	Alternator No.	Volt	Amp	Voltage Regulator	Brush Set	Positive Diode (3 Used)	Negative Diode (3 Used)
12N37	12	—	R326	N/A	N/A	N/A	RA12N451	12	—	R326	N/A	N/A	N/A
A12N-451	12	35	R284	N/A	N/A	N/A	RA12N600	12	—	R326	N/A	N/A	N/A
1907944	12	—	R326	N/A	N/A	N/A	8AR2018F	12	—	R326	N/A	N/A	N/A
1916721	12	—	R326	N/A	N/A	N/A	8AR2037F	12	—	R326	N/A	N/A	N/A
1920028	12	—	R326	N/A	N/A	N/A							

PARTS FOR DELCO-REMY GENERATORS

Generator No.	Volt	Amp	Voltage Regulator	Voltage Regulator Fuse	Brush Set	Bushing	Generator No.	Volt	Amp	Voltage Regulator	Voltage Regulator Fuse	Brush Set	Bushing
1100953	12	12	R197	RF35	X348	GB203	1102287	12	25	R308(P)	RF35		
1101399	6	16	N/A	N/A	X349	GB203			R319	N/A	X270	N/A	
1101418	6	16	N/A	N/A	X349	GB203	1102288	12	25	R308	RF35	X270	N/A
1102009	12	30	R153	RF35	X270	N/A	1102726	6	30	R117	RF45	X228	GB203
1102013	12	30	R153	RF35	X270	N/A	1102731	6	40	R117	RF45	X228	GB203
1102032	12	30	R153	RF35	X270	N/A	1102799	6	18	R117(N)			
1102033	12	30	R153	RF35	X270	N/A			R128(P)	RF45	X228	GB203	
1102040	12	30	R153	RF35	X270	N/A	1102833	6	18	R117(N)			
1102062	12	14	R317	N/A	X270	N/A			R128(P)	RF45	X228	GB203	
1102068	12	30	R153	RF35	X270	N/A	1102987	12	20	R308	RF35	X228	GB203
1102072	12	20	R317	N/A	X270	N/A	1103000	12	20	N/A	N/A	X228	GB203
1102228	12	35	R153	RF35	X270	N/A	1105222	24	18	R311	N/A	X353	N/A
1102249	12	25	R153	RF35	X270	N/A	1105897	6	50	R308	RF35	X353	N/A
1102275	12	14	R317	N/A	X270	N/A	1105963	24	10	R318	N/A	X353	N/A
1102282	12	25	R153	RF35			1105981	24	18	R321	N/A	X353	N/A
			R319	N/A	X270	N/A	1105988	24	18	R321	N/A	X353	N/A
							1106757	6	55	N/A	N/A	X263	N/A

● A Borg-Warner Brand "P" Version Also Available See Inside Back Cover.

⁴ This unit is a Rectifier Bridge.

²⁷ AC9 is a Rectifier Bridge; also use SC124 Kit.

²⁸ This unit is a Diode Trio.

(P) Positive Ground.

(N) Negative Ground.

CLARK — Cont'd

CHARGING SYSTEM PARTS — Cont'd

PARTS FOR DELCO-REMY GENERATORS — Cont'd

Generator No.	Volt	Amp	Voltage Regulator	Voltage Regulator Fuse	Brush Set	Bushing	Generator No.	Volt	Amp	Voltage Regulator	Voltage Regulator Fuse	Brush Set	Bushing
1106867	24	26	R311	N/A	X263	N/A	1106868	24	20	R311	N/A	X263	N/A

PARTS FOR PRESTOLITE GENERATORS

Generator No.	Volt	Amp	Voltage Regulator	Voltage Regulator Fuse	Brush Set	Bushing
GJU-7104A	12	25	N/A	N/A	X275	N/A
GJU-7104B	12	25	N/A	N/A	X275	N/A
GJU-7303A	12	15	N/A	N/A	X275	N/A

STARTING SYSTEM PARTS

PARTS FOR DELCO-REMY STARTERS

Starter Number	Volts	Starter Switch	Brush Set	Bushings		Starter Number	Volts	Starter Switch	Brush Set	Drive End	Bushings	
				Drive End	Com. End						Drive End	Com. End
1107010	6	S912	X145	SB0	N/A	1108696 ³⁰	12	●S100 ⁴⁷	X291	SB65	N/A	
1107012	6	N/A	X145	SB0	N/A	1108871	24	S116	X346 ²⁰	N/A	SB141	
1107091	6	S79	X145	SB0	N/A	1108872	24	S116	X346 ²⁰	N/A	SB141	
1107117	6	S84	X145	N/A	SB138	1108894	24	S116	X346 ²⁰	N/A	SB141	
1107245 ³⁰	12	●S100 ⁴⁷	X265	SB65	N/A	1108954	12	S5	X346 ²⁰	N/A ²⁴	SB0	
1107308 ³⁰	12	●S100 ⁴⁷	X265	SB65	N/A	1108999	12	N/A	X346 ²⁰	N/A	SB0	
1107350 ³⁰	12	●S100 ⁴⁷	X265	N/A ²⁴	N/A	1109087 ³⁰	12	●S100 ⁴⁷	X265	SB65	N/A	
1107377 ³⁰	12	●S100 ⁴⁷	X265	SB65	N/A	1109090 ³⁰	12	●S100 ⁴⁷	X265	SB65	N/A	
1107378 ³⁰	12	●S100 ⁴⁷	X265	SB65	N/A	1109091 ³⁰	12	●S100 ⁴⁷	X265	SB65	N/A	
1107379 ³⁰	12	●S100 ⁴⁷	X265	SB65	N/A	1109199	12	●S100 ⁴⁷	X291	N/A	N/A	
1107386 ³⁰	12	●S100 ⁴⁷	X265	N/A	N/A	1109230	12	N/A	X346 ²⁰	N/A	SB0	
1107398 ³⁰	12	●S100 ⁴⁷	X265	SB102	N/A	1109233	12	N/A	X346 ²⁰	N/A	SB0	
1107458	6	S79	X145	SB137	SB138	1109251 ³⁰	12	●S100 ⁴⁷	X291	N/A ²⁴	N/A	
1107493	6	S79	X265	SB0	N/A	1109253	12	●S100 ⁴⁷	X291	N/A	SB138	
1107511	12	S88 ³⁶	X291	N/A ²⁴	SB138	1109288	24	S726 ⁴³	X401	SB165	N/A	
1107588 ³⁰	12	●S100 ⁴⁷	X291	N/A ²⁴	N/A	1109291	24	S726 ⁴³	X401	SB165	N/A	
1107663	12	S72	X265	SB0 ²⁴	N/A	1109357	12	●S100 ⁴⁷	X265	SB102	N/A	
1107821	12	N/A	X399	SB137	SB138	1109429	12	●S100 ⁴⁷	X265	N/A	N/A	
1107833	12	S72	X399	SB137	SB138	1109434	12	●S100 ⁴⁷	X265	N/A	N/A	
1107842	12	N/A	X399	SB137	SB138	1109453	6	S62	X357	SB0	SB65	
1107844	12	N/A	X399	SB137	SB138	1109537	12	S682	X307	SB145	N/A	
1107847	12	S72	X265	SB0	N/A	1109539	12	N/A	X291	SB102	SB0	
1107851	12	S72	X265	SB137 ²⁴	N/A	1109540	12	●S100 ⁴⁷	X291	N/A	N/A	
1107871 ³⁰	12	●S100 ⁴¹	X291	N/A ²⁴	N/A	1109755	24	S726 ⁴³	X401	N/A	N/A	
1107884 ³⁰	12	●S100 ⁴¹	X265	N/A ²⁴	N/A	1109840	24	S726 ⁴³	X401	SB165	N/A	
1107885 ³⁰	12	●S100 ⁴¹	X265	SB65	N/A	1109841	24	S726 ⁴³	X401	SB165	N/A	
1108165	12	S72	X399	SB137	SB138	1109955	24	S726 ⁴³	N/A	N/A	N/A	
1108419 ³⁰	12	●S100 ⁴⁷	X358	SB102	N/A	1109961	24	S726 ⁴³	X401	N/A	N/A	
1108494 ³⁰	12	●S100 ⁴⁷	X265	N/A ²⁴	N/A	1109965	24	S726 ⁴³	X401	N/A	N/A	
1108605	12	N/A	X399	SB137	SB138	1109978	24	S726 ⁴³	X401	N/A	N/A	
1108634	12	S92 ³⁶	N/A	N/A ²⁴	SB138	1109979	24	S726 ⁴³	X401	N/A	N/A	
1108693 ³⁰	12	●S100 ⁴⁷	X291	SB65	N/A	1113017	12	N/A	X291	N/A ²⁴	SB138	
1108694 ³⁰	12	●S100 ⁴⁷	X291	SB65	SB138	1113019	12	N/A	X291	N/A ²⁴	SB138	

● A Borg-Warner Brand "P" Version Also Available See Inside Back Cover.

²⁰ Starters require various number of Brushes, order as needed.

²⁴ Also use SB135 Intermediate Bushing.

³⁰ This unit also uses SC212 Starter Lever.

³⁶ For Solenoid Repair Kit use SR12.

⁴¹ For Solenoid Repair Kit use SR10.

⁴³ Use SR14 for Solenoids w/Oval Face Plate; SR27 for Solenoids w/Square Face Plate.

⁴⁷ For Solenoid Repair Kit use SR16.

CLARK — Cont'd

STARTING SYSTEM PARTS — Cont'd

PARTS FOR DELCO-REMY STARTERS — Cont'd

Starter Number	Volts	Starter Switch	Brush Set	Bushings		Starter Number	Volts	Starter Switch	Brush Set	Drive End	Com. End
				Drive End	Com. End						
1113022	12	N/A	X291	N/A ²⁴	SB138	1114935	24	S726 ⁴³	N/A	N/A	N/A
1113036	12	N/A	X291	N/A	SB138	1990237	24	S726 ⁴³	X400	SB165	N/A
1113089	12	S120 ⁴⁴	X291	SB148	N/A	1990250	24	S726 ⁴³	X400	SB165	N/A
1113183	12	S120 ⁴⁴	X291	SB148	SB138	1990269	24	S726 ⁴³	X400	SB165	N/A
1113216	12	S120 ⁴⁴	X291	SB148	N/A	1990270	12	S941	X400	SB165	N/A
1113271	12	S5157	X615	SB206	N/A	1990309	—	N/A	X397	N/A	N/A
1113273	12	S5125	X615	SB206	N/A	1990367	24	S5021 ⁵⁸	X396	SB165	SB148
1113281	12	S5125	X615	SB206	N/A	1990377	12	S5019 ⁵⁷	X395	SB165	SB148
1113288	12	S5157	X615	SB206	N/A	1990378	24	S5021 ⁵⁸	X396	SB165	SB148
1113370	24	S726 ⁴³	N/A	N/A	SB138	1990379	12	S5019 ⁵⁷	X395	SB165	SB148
1113407	24	S726 ⁴³	N/A	N/A	N/A	1990435	24	S5021 ⁵⁸	X396	SB165	SB148
1113541	24	S726 ⁴³	N/A	N/A	N/A	1990456	24	S5021 ⁵⁸	X396	SB165	SB148
1113603	12	N/A	X291	N/A	SB138	1990469	12	S5019 ⁵⁷	X395	SB165	SB148
1113639	12	S120 ⁴⁴	X291	SB148	SB138	1990470	12	S5019 ⁵⁷	X395	SB165	SB148
1113640	12	S120 ⁴⁴	X291	SB148	N/A	1990483	24	S5021 ⁵⁸	X396	SB165	SB148
1113644	12	S120 ⁴⁴	X291	SB148	N/A	1990498	—	N/A	X397	N/A	N/A
1113653	12	S120 ⁴⁴	X291	SB148	SB138	1993732	24	S5020 ⁵⁸	X398	SB148	SB148
1113660	12	S120 ⁴⁴	N/A	SB148	SB138	1993769	—	N/A	X397	N/A	N/A
1113674	12	S725 ⁴²	X347 ²⁰	N/A	N/A	1993873	12	S5131	X397	SB148	SB148
1113708	24	S92	X346 ²⁰	N/A	SB141	1993878	12	S5131	X397	SB148	SB148
1113709	24	S116	X346 ²⁰	N/A	SB141	1993886	12	S5131	X397	SB148	SB148
1113824	24	S726 ⁴³	X306 ²⁰	N/A	SB141	1993901	24	S5146	X398	SB148	SB148
1113842	24	S726 ⁴³	X306 ²⁰	N/A	SB141	1993902	24	S5146	X398	SB148	SB148
1113850	24	S726 ⁴³	X306 ²⁰	N/A	SB141	1998263	12	S941	X265	SB201	N/A
1113851	24	S726 ⁴³	X306 ²⁰	N/A	SB141	1998266	12	S941	X265	SB201	N/A
1113872	24	S726 ⁴³	X306 ²⁰	N/A	SB141	1998267	12	S941	X265	SB201	N/A
1113873	24	S726 ⁴³	X306 ²⁰	N/A	SB141	1998281	12	S941	X265	SB201	N/A
1113876	24	S726 ⁴³	X306 ²⁰	N/A	SB141	1998339	12	S941	X322	SB201	N/A
1113879	24	S726 ⁴³	X306 ²⁰	N/A	SB141	1998346	12	S941	X322	SB201	N/A
1113994	24	S726 ⁴³	X306 ²⁰	N/A	SB141	1998363	12	S941	X322	SB201	N/A
1114077	12	S725 ⁴²	X306 ²⁰	N/A	SB141	1998367	12	S941	X322	SB201	N/A
1114078	12	S725 ⁴²	X306 ²⁰	N/A	SB141	1998376	12	S941	X322	SB201	N/A
1114115	12	S725 ⁴²	X347 ²⁰	N/A	SB141	1998379	12	S941	X322	SB201	N/A
1114127	12	S725 ⁴²	X347 ²⁰	N/A	SB141	1998389	12	S941	X322	SB201	N/A
1114128	12	S725 ⁴²	X347 ²⁰	N/A	SB141	1998732	—	N/A	X398	N/A	N/A
1114145	12	S725 ⁴²	X347 ²⁰	N/A	SB141	10455312	12	S941	X265	SB201	N/A
1114157	12	S725 ⁴²	X347 ²⁰	N/A	SB141	10455317	12	S941	X265	SB201	N/A
1114174	12	S725 ⁴²	X347 ²⁰	N/A	SB141	10455333	12	S941	X265	SB201	N/A
1114823	12	S725 ⁴²	X377	SB165	N/A	10455340	12	S941	X265	SB201	N/A
1114854	24	S726 ⁴³	N/A	N/A	N/A	10478911	24	S726 ⁴³	X400	SB165	N/A
1114899	12	S725 ⁴²	SC168	N/A	N/A						

PARTS FOR PRESTOLITE STARTERS

Starter Number	Volts	Starter Switch	Brush Set	Bushings	
				Drive End	Com. End
ML-4301	12	N/A	X329	N/A	N/A

²⁰ Starters require various number of Brushes, order as needed.

²⁴ Also use SB135 Intermediate Bushing.

⁴² Use SR13 for Solenoids w/Oval Face Plate; SR26 for Solenoids w/Square Face Plate.

⁴³ Use SR14 for Solenoids w/Oval Face Plate; SR27 for Solenoids w/Square Face Plate.

⁴⁴ For Solenoid Repair Kit use SR24.

⁵⁷ For Solenoid Repair Kit use SR29.

⁵⁸ For Solenoid Repair Kit use SR30.

CLARK — Cont'd

STARTING SYSTEM PARTS — Cont'd

STARTER DRIVES

Starter Number	Part No.	Starter Number	Part No.
1107010	SD135	1113660	SD282
1107012	SD135	1113674	SD489
1107091	SD135	1113815	SD486
1107245	SD221	1113824	SD486
1107350	SD221	1113842	SD486
1107377	SD221	1113850	SD486
1107378	SD221	1113851	SD486
1107379	SD221	1113853	SD489
1107398	SD204	1113872	SD486
1107458	SD144	1113876	SD486
1107493	SD135	1113879	SD486
1107511	SD279	1113994	SD486
1107588	SD282	1114078	SD486
1107821	SD135	1114110	SD489
1107833	SD135	1114115	SD486
1107842	SD135	1114127	SD489
1107844	SD135	1114128	SD486
1107847	SD135	1114145	SD486
1107871	SD302	1114157	SD486
1108165	SD144	1114174	SD489
1108419	SD207	1114823	SD489
1108494	SD221	1114854	SD486
1108634	SD279	1114899	SD486
1108696	SD279	1114935	SD486
1109087	SD221	1990237	SD486
1109090	SD221	1990250	SD486
1109091	SD221	1990269	SD486
1109251	SD302	1990270	SD486
1109288	SD486	1990309	SD914
1109291	SD486	1990367	SD486
1109357	SD221	1990378	SD486
1109429	SD221	1990379	SD489
1109434	SD221	1990456	SD486
1109453	SD570	1990469	SD489
1109537	SD207	1990470	SD486
1109753	SD486	1990483	SD486
1109755	SD486	1993769	SD914
1109840	SD486	1993886	SD914
1109841	SD486	1998263	SD221
1109961	SD486	1998266	SD221
1109965	SD486	1998267	SD221
1109978	SD486	1998281	SD221
1109979	SD486	1998339	SD282
1113089	SD282	1998346	SD302
1113183	SD282	1998367	SD302
1113370	SD489	10455312	SD207
1113407	SD489	10455317	SD221
1113541	SD489	10455333	SD221
1113639	SD282	10455340	SD221
1113653	SD279	10478911	SD486

CLARK — Cont'd

SWITCHES & RELAYS

Year	Model or Engine	Part No.	Year	Model or Engine	Part No.
DIMMER SWITCH			HORN RELAY — Cont'd		
1958-56	T-20, 24 Truck Crane	DS118	1967	Trutractor	R102
HORN RELAY			1966	BL-60, C-20, 30, 40, 50, 60, 70, 80, 100, 120, CF-20, 30, 40, 50, 60, 70, 80, CH-60, 70, 80, CT-20, 30, 40, 50, CY-60, 70, 80, 100, 120, UT-60, 70, 80, 100, HUT-60, 70, 80, 100, Y-60, 100, Ranger 40, 60 Forklift, Clarkette Towtractor	R169
1978-77	C-500-20, 25, 30, 40, 50, 60, 70, 80, C-500Y-20, 25, 30, 40, 45, 50, 55, 60, 70, 80, 100, 120, 130, 150, 160, 200, 250, 300, C-500S-60, C-500YS-60, C-300Y-40, 50, C-300-30, 40 Forklift	R169	Clarkette 5, Trucloader, Trutractor	R102	
1978-75	Clarkat, IT-40B, 60, 70, 80, CTA6E, CTD-20, 30, 40, 50, CTAD-20, 30, 40, 50, UT-40, 60 Forklift	R169	1966-65	12B, 35A, 45A, 55A, 75A, 85A, 125A, 175A, 175A 111, 275, 275A 111, Tractor Shovel, 110, 210-1, 310 Tractor Scraper, 180 111, 280 111, 380-2111, 480TD Tractor Dozer	R132
1976-75	C-500-20, 20P, 25, 25P, 30, 35, 40, 45, 50, 55, 60, 70, 80, 100, 120, C-500F-20P, 25P, C-500H-40, 45, 50, 55, 60, 70, 80, Y, C-500HY-40, 45, 50, 55, 60, 70, 80, C-500Y-20, 25, 30, 100, 130, 150, C-500YF-20, 25, 30, C-300-40, 50, CH-60, 70, 80 Forklift	R169	1965-64	C, CY, CFY-60, Forklift	R169
1973-72	C-500-20, 20P, 25, 25P, 30, 35, 40, 45, 50, 55, 60, 70, 80, 100, 200, C-500F-20P, 25P, C-500H-40, 45, 50, 55, 60, 70, 80, C-500Y-20, 25, 30, 100, 130, 150, C-500YF-20, 25, 30, C-500HY-60, 70, 80, CH-60, 70, 80, IT-40B, 50, 60, 70, 80, Y-40, 45, 50, 55, Clarkat, CTA6E, Ranger 40, 60 Forklift	R169	C, CY-50, Ranger 40, 60 Forklift	R132	
1971	C-20, 30, 35, 40, 45, 50, 55, 100, 120, CF-20, CH-60, 70, 80B, CY-20, 25, 60, 70, 80, 100, 120, C-500H-40, 45, 55, IT-30, 40, 50, 60, 70, Y-40, 45, 50, 55, Clarkette, CTA6E Forklift	R169	C-20, 20P, 20SU, 25, 25SU, 30, 40, CF-20, 25, CY-20, 30, 40 Forklift w/Cont. Y-112, F-162 ..	R169	
1971-69	Ranger 40, 60 Forklift	R132	1965-63	1024 Trucloader	R102
1970	C-20, 20SU, 30, 30B, 40, 40B, 50, 50B, 55, 60, 70, 80, 80B, 100, 120, CF-20, 30B, 40B, 50B, 60, 70, 80, CH-60, 70, 80, 80B, CY-20, 25, 30B, 40B, 50B, 60, 70, 80, 100, 120, 120, CY(H) 60, 70, 80, C-500H-40, 45, 50, 55, IT-30, 40, 50, 60, 70, Y-40, 45, 50, 55, Clarkette, CTA6E Forklift	R169	1964-63	12B, 55AG, 75A, R-D5, R-G Tractor Shovel	R132
1970-69	12B, CKL-340 Tractor Shovel	R132	40, 60 w/F-244, C, CY-50 w/F-162	R169	
1969	C-20, 20SU, 30, 30B, 35, 40, 40B, 45, 50, 50B, 55, 60, 70, 80, 100, 120, CF-20, 30B, 40B, 50B, 60, 70, 80, CH-60, 70, 80, CY-20, 25, 30B, 40B, 50B, 60, 70, 80, 100, 120, C-500H-40, 45, 50, 55, IT-30, 40, 60, TT-F, Y-40, 45, 50, 55, Clarkette, CTA6E Forklift	R169	55AG, 75AD-5, AG-5, 85AG Tractor Shovel	R132	
1968-67	C-20, 20SU, 30B, 30C, 40B, 40C, 50B, 50C, 60, 70, 80, 100, 120, CF-20, 30B, 40B, 50B, 60, 70, 80, CH-30C, 40C, 50C, 60, 70, 80, CT-20, 30, 40, 50, CY-20, 25, 60, 70, 80, 100, 120, IT-30, 40, 60, Clarkette, Ranger 40, 60 Forklift	R169	1960-59	C-30B, 30B-LPG, 40B, 40B-LPG, 50B, 50B-LPG, CY-6024, 6024-LPG, 7024, 7024-LPG, 8024, 8024-LPG	R169
	12B, 35, 45, 55 111, 75 111, 85 111, 125 111, 175 111, 275 111, 475 111 Tractor Shovel, 110 111, 210 111, 310 111, 410 Scraper 180 111, 280 111, 380 111, 480 Dozer	R132	Ranger 40, 60 Forklift	R132	
			Y-80, 100 Forklift 6 Volt	R102	
			Clarklift 20, 30, 40, 50, T-20, 24 Truck Crane, 12B Tractor Shovel 12 Volt	R132	
			Utilitruck, Yardlift 60 6 Volt	R102	
			Stevedore Utilitruck, Yardlift 150 12 Volt	R132	
			Clarkette 5, Clipper, Carloader, Yardlift 20, 40, Trutractor 6 Volt	R102	
			1958-54	75A, 75B, 75R, 85A, 125A, 175A Tractor Shovel 12 Volt	R132
			1958-49	Clarkat 6 Volt	R102
			1955	Planeloader, Utilitruck, Yardlift 60 6 Volt	R102
			1955-54	Yardlift 150 6 Volt	R102
			1954	Stevedore Utilitruck 12 Volt	R132
			1954-51	Clarkette, Planeloader 6 Volt	R102
			1954-49	Carloader, Clipper, Trucloader, Trutractor, Utilitruck, Yardlift 20, 40, 60 6 Volt	R102
			1953-49	1500 lb. Tractor 6 Volt	R102
			1951-49	Transporter 6 Volt	R102
			NEUTRAL SAFETY SWITCH		
			All	Clark Industrial	S664

CLIMAX

PARTS FOR DISTRIBUTORS & COILS

Year	Cyl.	Volt	Model or Engine	For Distributor Number	Contact Assembly*			Rotor	6 Volt Coil ^{59,60}	12 Volt Coil ^{59,60}	
					Heavy Duty	Heavy Duty Pierced	Con-denser				
4	6	FM-1, 3		IGB-4057B,	A70	N/A	G127	N/A	N/A	E5	N/R
				IGW-4025 IGW-4120	A70	N/A	G127	C131	N/A	E5	N/R
4	6	FM-4, 5		IGB-4082	A70	N/A	G127	N/A	N/A	E5	N/R
4	6	Herc. NX		IGW-4122	A70	N/A	G127	N/A	N/A	E5	N/R
4	6	Wauk. ICK		IGC-4289	A70	N/A	G124 ²	C110	N/A	E5	N/R
				IGW-4118	A70	N/A	G127	C131	N/A	E5	N/R
4	12	C-61, N4B, R40, R41		IGC-4292	A70	N/A	G124 ²	C110	N/A	N/R	E40
6	6	FM-66, 67, 72		IGC-4227C, E	A70	N/A	G124 ²	N/A	N/A	E5	N/R
6	6	Wauk. 6MZR, Herc. JX		IGB-4320	A70	N/A	G124 ²	N/A	N/A	E5	N/R
				IGW-4110	A70	N/A	G127	N/A	N/A	E5	N/R
				IGC-4227	A70	N/A	G124 ²	N/A	N/A	N/A	N/R
6	12	N4B, R41, R4U, R61, R6U		IGB-4320, IGW-4110	A70	N/A	G127	N/A	N/A	N/R	E40
				IGC-4228A, ICC-4280A	A70	N/A	G124 ²	N/A	N/A	N/R	E40
6	12	AV-12A, 12B		IGC All	A81	N/A	G124 ²	C123	D103	N/R	E40
6	12	R61, R6U		IGC-6001W	A81	N/A	G124 ²	C123	D103	N/R	E40
8	12	Own (V8)		IGC-6003B	A81	N/A	G124 ²	C110	D121	N/R	E40

CHARGING SYSTEM PARTS

PARTS FOR DELCO-REMY ALTERNATORS

Alternator No.	Volt	Amp	Voltage Regulator	Brush Set	Positive Diode (3 Used)	Negative Diode (3 Used)
1100633 ²⁶	12	55	R310	X285	SC2P	SC2N
1100690 ²⁶	12	55	R310	X302	SC2P	SC2N

PARTS FOR PRESTOLITE GENERATORS

Generator No.	Volt	Amp	Voltage Regulator	Voltage Regulator Fuse	Brush Set	Bushing
GDM-4806-1	6	—	R11	N/A	N/A	GB200
GEF-4813A	12	12	N/A	N/A	N/A	GB200
GFW-4810	—	—	N/A	N/A	N/A	GB200

PARTS FOR DELCO-REMY GENERATORS

Generator No.	Volt	Amp	Voltage Regulator	Voltage Regulator Fuse	Brush Set	Bushing
1100402	12	25	R198	N/A	X270	N/A
1100426	12	25	N/A	N/A	X270	N/A

* For Standard Contact Assembly see Conversion Table.

² For Strap type use G136.

²⁶ This unit also uses G80 Alternator Capacitor.

⁵⁹ When Coil Bracket is required, refer to Illustrated Bracket Guide.

⁶⁰ For Epoxy Coils see Conversion Table.

CLIMAX — Cont'd

STARTING SYSTEM PARTS

PARTS FOR DELCO-REMY STARTERS

Starter Number	Volts	Starter Switch	Brush Set	Bushings		Starter Number	Volts	Starter Switch	Brush Set	Drive End	Com. End
				Drive End	Com. End						
1109961	24	S726 ⁴³	N/A	N/A	N/A	1113853	24	S726 ⁴³	X306 ²⁰	N/A	SB141
1113090	12	S120 ⁴⁴	X291	SB148	N/A	1113911	32	S728	X306 ²⁰	N/A	SB141
1113177	12	S120 ⁴⁴	X291	SB148	SB138	1113931	12	S725 ⁴²	X306 ²⁰	N/A	SB141
1113643	12	S725 ⁴²	X291	N/A	SB138	1114110	12	S725 ⁴²	X347 ²⁰	N/A	SB141
1113825	24	S726 ⁴³	X306 ²⁰	N/A	SB141	1114115	24	S725 ⁴³	X347 ²⁰	N/A	SB141

PARTS FOR PRESTOLITE STARTERS

Starter Number	Volts	Starter Switch	Brush Set	Bushings		Starter Number	Volts	Starter Switch	Brush Set	Drive End	Com. End
				Drive End	Com. End						
MAY-4146	12	●S58	N/A	N/A	SB59	MBR-4007	12	S72	N/A	SB140	GB200
MBJ-4103	12	S72	N/A	SB136	N/A	MZ-4138	6	S57	X326	SB136 ²⁵	N/A
MBR-4006	12	S72	N/A	SB140	GB200	MR-4116	—	S5	N/A	N/A	N/A

STARTER DRIVES

Starter Number	Part No.	Starter Number	Part No.
1109961	SD486	1113911	SD486
1113177	SD282	1113931	SD486
1113643	SD486	1114110	SD489
1113825	SD486	1114115	SD486
1113853	SD489		

**CONSTRUCTION EQUIPMENT DIV.-
WESTINGHOUSE AIR BRAKE**

CHARGING SYSTEM PARTS

PARTS FOR DELCO-REMY ALTERNATORS

Alternator No.	Volt	Amp	Voltage Regulator	Brush Set	Positive Diode (3 Used)	Negative Diode (3 Used)	Alternator No.	Volt	Amp	Voltage Regulator	Brush Set	Positive Diode (3 Used)	Negative Diode (3 Used)
1100059 ²⁶	12	40	R310				1117228	12	75	R323	N/R	SC2P	SC2N
			●R281	X302	SC2P	SC2N	1117236	24	50	R697	N/R	SC2P	SC2N
1100579	12	42	●R291	X303	SC5 ²⁷	SC113 ²⁸	1117242	12	75	R323	N/R	SC2P	SC2N
1100581	12	55	●R291	X303	SC5 ²⁷	SC113 ²⁸	1117248	24	50	R697	N/R	SC2P	SC2N
1100689 ²⁶	12	42	R310				1117738	12	62	R716	N/R	N/A	SC228 ²⁸
			●R281	X302	SC2P	SC2N	1117754	12	62	R293	X368	N/A	N/A
1100711 ²⁶	12	42	●R281	X302	SC2P	SC2N	1117756	12	62	R293	X355	N/A	N/A
1102920	12	42	●R291	N/A	SC5 ²⁷	SC113 ²⁸	1117763	12	62	R293	X355	N/A	N/A
1103133	12	42	●R291	X303	SC5 ²⁷	SC113 ²⁸	1117772	24	45	R294	X355	N/A	N/A
1105422	12	42,61	●R291	X359	SC111 ⁴	SC113 ²⁸	1117781	12	62	R293	X355	N/A	N/A
1117095	24	30	R294	N/A	N/A	N/A	19010001	24	50	R987	N/R	SC2P	SC2N
1117226	24	50	R697	N/R	SC2P	SC2N	19010003	12	75	R716	N/R	SC2P	SC2N

● A Borg-Warner Brand "P" Version Also Available See Inside Back Cover.

⁴ This unit is a Rectifier Bridge.

²⁰ Starters require various number of Brushes, order as needed.

²⁵ Also use SB136 Intermediate Bushing.

²⁶ This unit also uses G80 Alternator Capacitor.

²⁷ AC9 is a Rectifier Bridge; also use SC124 Kit.

²⁸ This unit is a Diode Trio.

⁴² Use SR13 for Solenoids w/Oval Face Plate; SR26 for Solenoids w/Square Face Plate.

⁴³ Use SR14 for Solenoids w/Oval Face Plate; SR27 for Solenoids w/Square Face Plate.

⁴⁴ For Solenoid Repair Kit use SR24.

CONSTRUCTION — Cont'd

CHARGING SYSTEM PARTS — Cont'd

PARTS FOR DELCO-REMY GENERATORS

Generator No.	Volt	Amp	Voltage Regulator	Voltage Regulator Fuse	Brush Set	Bushing
1106822	12	50	R187	N/A	X263	N/A

PARTS FOR PRESTOLITE GENERATORS

Generator No.	Volt	Amp	Voltage Regulator	Voltage Regulator Fuse	Brush Set	Bushing
GHH-6001SN ..	12	—	N/R	RF35	X324	GB202
GJT-7303SN ...	12	10	N/A	N/A	X275	GB204
GKJ-7303SN ...	12	10	N/A	N/A	X275	GB204

STARTING SYSTEM PARTS

PARTS FOR DELCO-REMY STARTERS

Starter Number	Volts	Starter Switch	Brush Set	Bushings		Starter Number	Volts	Starter Switch	Brush Set	Bushings	
				Drive End	Com. End					Drive End	Com. End
1109625	32	S728	X401	N/A	N/A	1114092	12	S725 ⁴²	X306 ²⁰	N/A	SB141
1109759	24	S726 ⁴³	X401	N/A	N/A	1114127	12	S725 ⁴²	X347 ²⁰	N/A	SB141
1109961	24	S726 ⁴³	X401	N/A	N/A	1990246	32	S728	X400	SB165	N/A
1113674	12	S725 ⁴²	X347 ²⁰	N/A	N/A	1990269	24	S726 ⁴³	X400	SB165	N/A
1113842	24	S726 ⁴³	X306 ²⁰	N/A	SB141	1990377	12	S5019 ⁵⁷	X395	SB165	SB148
1113845	24	S726 ⁴³	X306 ²⁰	N/A	SB141	1990379	12	S5019 ⁵⁷	X395	SB165	SB148
1113887	24	S726 ⁴³	X306 ²⁰	N/A	SB141	1990456	24	S5021 ⁵⁸	X396	SB165	SB148
1113955	24	S726 ⁴³	X306 ²⁰	N/A	SB141	1990483	24	S5021 ⁵⁸	X396	SB165	SB148
1114077	12	S725 ⁴²	X306 ²⁰	N/A	SB141	10478885	32	S728	X400	SB165	N/A
1114086	12	S725 ⁴²	X347 ²⁰	N/A	SB141	10478911	24	S726 ⁴³	X400	SB165	N/A
1114806	12	S725 ⁴²	X347 ²⁰	N/A	SB141						

PARTS FOR PRESTOLITE STARTERS

Starter Number	Volts	Starter Switch	Brush Set	Bushings	
				Drive End	Com. End
MDY-7009	12	N/A	X332	SB136	N/A

STARTER DRIVES

Starter Number	Part No.	Starter Number	Part No.
1109625	SD486	1114127	SD489
1109759	SD486	1114806	SD486
1109961	SD486	1990246	SD486
1113674	SD489	1990269	SD486
1113842	SD486	1990379	SD489
1113845	SD486	1990456	SD486
1113887	SD486	1990484	SD486
1113955	SD486	10478885	SD486
1114086	SD486	10478911	SD486
1114092	SD486		

²⁰ Starters require various number of Brushes, order as needed.

⁴² Use SR13 for Solenoids w/Oval Face Plate; SR26 for Solenoids w/Square Face Plate.

⁴³ Use SR14 for Solenoids w/Oval Face Plate; SR27 for Solenoids w/Square Face Plate.

⁵⁷ For Solenoid Repair Kit use SR29.

⁵⁸ For Solenoid Repair Kit use SR30.

CONTINENTAL

PARTS FOR ELECTRONIC IGNITION

Year	Cyl.	Model or Engine	For Distributor Number	Reluctor	Sensor	Control Module	Cap	Rotor	12 Volt Coil ⁵⁹
4		F-163 Eng.	IDJ-4008	N/A	ME14	CBE8	C207	D181	E31
4		F, Y Engs.	IDJ-4012	N/A	ME14	CBE8	N/A	D181	E31
6		F-227 Eng.	IDJ-4014	N/A	N/A	CBE8	C203	D181	E31
4		2.7L Eng.	IDN-4012, A	N/A	N/A	N/A	C201	D177	E31

PARTS FOR DISTRIBUTORS & COILS

Year	Cyl.	Volt	Model or Engine	For Distributor Number	Contact Assembly*			Cap	Rotor	6 Volt Coil ^{59,60}	12 Volt Coil ^{59,60}							
					Heavy Duty	Heavy Duty Pierced	Con-denser											
4	6&12	Misc. Ind. Engs.	IBT-4101H	A81	N/A	G124 ²	C202	D141	E5	E502 ¹							
				IBT-4501B,	A105	N/A	G136	C204 ⁵	D181 ⁵	E5	E502 ¹							
				IBT-4701C														
—	6&12	TC-56 Eng.	IDR-4001	A105	N/A	G124 ²	N/A	D141	E5	E502							
4	6&12	F-4 Series	IAD-4018A,	A81	N/A	G124 ²	C110	D121	E5	E502 ¹							
				IAD-4029A,														
				IAD-6004-1, 1B,														
				1C, 1D, 2D														
				IBT-4501A,														
				IBT-4701A, C,														
				IBT-4705														
				IDJ-4008														
IGW-4044A	A70	N/A	G127	C237	D91B	E5	E502 ¹											
IGW-4139, C	A70	N/A	G127	C22 ⁷	D91B	E5	E502 ¹											
IGW-4156A, D	A70	N/A	G127	C131	D91B	E5	E502 ¹											
4	12	F-4 Series Top Outlet	1111356,	A103M	●A109V	●G126	C167	●D152	N/R	E502							
				1112637														
		Side Outlet	1112635, 789	A103M	●A109V	●G126	N/A	N/A	N/R	E502							
4	6&12	G, H, J, N Series	IAD-4028A,	A81	N/A	G124 ²	C110	D121	E5	E502 ¹							
			IAD-6003-2A,														
			IAD-6004-2D, 2E														
4	6&12	Y Series	IAD-4029, A,	A81	N/A	G124 ²	C110	D121	E5	E502 ¹							
				A-1,														
				IAD-6003-2A,														
				2H,														
				IAD-6004-1D,														
				IAD-601101A														
				IAY-4005A-1														
				IBT-4705														
				IGW-4044A								A70	N/A	G136	C202	D141	E5	E502 ¹
				IGW-4139, C								A70	N/A	G127	C237	D91B	E5	E502 ¹
IGW-4156A, C,	A70	N/A	G127	C22 ⁷	D91B	E5	E502 ¹											
D	A70	N/A	G127	C131	D91B	E5	E502 ¹											
4	12	Y Series Top Outlet	1111356,	A103M	●A109V	●G126	C167	●D152	N/R	E502							
				1112637														
		Side Outlet	1112635, 789	A103M	●A109V	●G126	N/A	N/A	N/R	E502							
4	6&12	Z-145 Eng.	IBT-4406	A105	N/A	G124 ²	C202	D179	E5	E502 ¹							

● A Borg-Warner Brand "P" Version Also Available See Inside Back Cover.

* For Standard Contact Assembly see Conversion Table.

¹ If 12 Volt with Resistor use E38 & RU12 Resistor.

² For Strap type use G136.

⁵ This Cap & Rotor must be used together.

⁷ Also use C21A Cap Cover.

⁵⁹ When Coil Bracket is required, refer to Illustrated Bracket Guide.

⁶⁰ For Epoxy Coils see Conversion Table.

CONTINENTAL — Cont'd

PARTS FOR DISTRIBUTORS & COILS — Cont'd

Year	Cyl.	Volt	Model or Engine	For Distributor Number	Contact Assembly*				6 Volt Coil ^{59,60}	12 Volt Coil ^{59,60}	
					Heavy Duty	Heavy Duty Pierced	Con-denser	Cap			Rotor
6	6&12	B Series	IAD-6002-1A, 1E, IGC-4905, 07,							
				IGC-6002-1A, 1E	A81	N/A	G124 ²	C123	D103	E5	E502 ¹
				IBT-6701C	A105	N/A	G136	C205	D181	E5	E502 ¹
				IGC-4807A, IGC-6005-2A, 2B	A81	N/A	G124 ²	N/A	D103	E5	E502 ¹
				IGC-6004-2A	A81	N/A	G124 ²	N/A	D103	E5	E502 ¹
6	6&12	E Series	IGC-4710A-1, IGC-6002-1V	A81	N/A	G124 ²	C123	D103	E5	E502 ¹
6	6&12	F-6 Series	IAD-4033, A, IAD-4204A, B, IAD-6002-1A, 1F, 1G, IAD-6006-1, IGC-4710-1, A1, IGC-6002-1U, 1V	A81	N/A	G124 ²	C123	D103	E5	E502 ¹
				IBT-6701D	A105	N/A	G136	C205	D181	N/A	E502 ¹
				IBT-6501, A, C, D, 02, A, IBT-6701A, C, IBT-6702, A	A105	N/A	G136	C19	D141	E5	E502 ¹
				IGC-4108B, C	A70	N/A	G127	C247	D91B	E5	E502 ¹
				1111310, 1112628	A103M	●A109V	●G126	●C168	●D152	N/R	E502
				1112636, 788	A103M	●A109V	●G126	N/A	N/A	N/R	E502
6	6&12	K Series	IAD-6001, 2F, 2R, 09-2A	A81	N/A	G124 ²	C123	D103	E5	E502 ¹
6	6&12	M Series	IAD-6002-1A, 1F, 1G, IGC-4701A-1, IGC-6002-1E	A81	N/A	G124 ²	C123	D103	E5	E502 ¹
				IGC-6005-2A, 2B	A81	N/A	G124 ²	N/A	D103	E5	E502 ¹
				IBT-6501B, IBT-6701B	A105	N/A	G124 ²	C205	D181	E5	E502 ¹
				IGE-4028B	A70 ⁶	N/A	G124 ²	C124	N/A	E5	E502 ¹
				IAD-4025, IAD-6002-1A, 1K, IGC-4905A, IGC-4908, IGC-5001, IGC-6002-1AB	A81	N/A	G124 ²	C123	D103	E5	E502 ¹
6	6&12	S Series	IAD-4025	A81	N/A	G124 ²	C123	D103	E5	E502 ¹
6	6&12	T Series	IAD-4026C, AD-6001-2D, 2F, 09-2A	A81	N/A	G124 ²	C123	D103	E5	E502 ¹
6	6&12	U Series	IAD-4025A, IAD-6002-1K	A81	N/A	G124 ²	C123	D103	E5	E502 ¹

● A Borg-Warner Brand "P" Version Also Available See Inside Back Cover.

* For Standard Contact Assembly see Conversion Table.

¹ If 12 Volt with Resistor use E38 & RU12 Resistor.

² For Strap type use G136.

⁶ Two required.

⁵⁹ When Coil Bracket is required, refer to Illustrated Bracket Guide.

⁶⁰ For Epoxy Coils see Conversion Table.

CONTINENTAL — Cont'd

CHARGING SYSTEM PARTS

PARTS FOR DELCO-REMY ALTERNATORS

Alternator No.	Volt	Amp	Voltage Regulator	Brush Set	Positive Diode (3 Used)	Negative Diode (3 Used)
1100720	12	32	R310	X302	SC2P	SC2N

PARTS FOR MOTOROLA ALTERNATORS

Alternator No.	Volt	Amp	Voltage Regulator	Brush Set	Positive Diode (3 Used)	Negative Diode (3 Used)	Alternator No.	Volt	Amp	Voltage Regulator	Brush Set	Positive Diode (3 Used)	Negative Diode (3 Used)
A12N-451	12	35	R284	N/A	N/A	N/A	12N51A	12	—	R326	N/A	N/A	N/A
A12N-600	12	55	R284	N/A	N/A	N/A	RA12N600D....	12	—	R326	N/A	N/A	N/A
A12N-800	12	—	R342	N/A	N/A	N/A							

PARTS FOR PRESTOLITE ALTERNATORS

Alternator No.	Volt	Amp	Voltage Regulator	Brush Set	Positive Diode (3 Used)	Negative Diode (3 Used)	Alternator No.	Volt	Amp	Voltage Regulator	Brush Set	Positive Diode (3 Used)	Negative Diode (3 Used)
ALK-6003.....	12	35	●R280 ³¹	N/A	N/A	N/A	ALK-6022.....	12	—	R632	N/A	N/A	N/A
ALK-6004.....	12	35	R632	N/A	N/A	N/A	ALK-7004.....	12	—	R632	N/A	N/A	N/A
ALK-6006.....	12	—	R632	N/A	N/A	N/A	ALK-7006.....	12	—	R632	N/A	N/A	N/A
ALK-6020.....	12	—	R632	N/A	N/A	N/A							

PARTS FOR DELCO-REMY GENERATORS

Generator No.	Volt	Amp	Voltage Regulator	Voltage Regulator Fuse	Brush Set	Bushing
1101916.....	24	26	N/A	N/A	X228	N/A

PARTS FOR PRESTOLITE GENERATORS

Generator No.	Volt	Amp	Voltage Regulator	Voltage Regulator Fuse	Brush Set	Bushing	Generator No.	Volt	Amp	Voltage Regulator	Voltage Regulator Fuse	Brush Set	Bushing
GBM-4802-5	6	15	R621	RF35	X324	GB200	GGE-4809S	6	14	R704	RF35	N/A	GB200
GBM-4802A-5	6	15	R621	RF35	X324	GB200	GGP-4801A	6	14	R704	RF35	N/A	GB200
GBM-4802B-5	6	15	N/A	N/A	X324	GB200	GGP-4801B	6	14	R704	RF35	N/A	GB200
GBM-4805-5	6	15	R11	N/A	X324	GB200	GGP-4801S	6	14	R704	RF35	N/A	GB200
GDZ-4810K	6	35	R118(P)	RF45			GGW-6001S.....	6	40	R142(P)	RF45		
			R121(N)	RF35	X260	GB200				R170(N)	RF45	X260	GB202
GDZ-4813A	6	35	N/A	N/A	X260	GB200	GGW-6001V.....	6	40	R118	RF45	X260	GB202
GDZ-4813B	6	35	R118	RF45	X260	GB200	GGW-6001W.....	6	40	R118	RF45	X260	GB202
GDZ-4813C	6	35	R118	RF45	X260	GB200	GGW-6001Y.....	6	40	R118	RF45	X260	GB202
GDZ-4813G	6	35	N/A	N/A	X260	GB200	GGW-7402A-1....	6	45	R142(P)	RF45		
GDZ-4822A-1	6	17	R118	RF45	X260	GB200				R170(N)	RF45	X275	GB204
GEB-6001A	6	32	R118	RF45	N/A	N/A	GHD-6001AB-1..	6	15	N/A	RF35	X324	GB202
GEB-6001D	6	32	R118	RF45	N/A	N/A	GHD-6001AG	6	15	N/A	RF35	X324	GB202
GEF-4801AA	12	18	N/A	N/A	N/A	GB200	GHD-6001B-1....	6	15	N/A	RF35	X324	GB202
GEF-4813A	12	12	N/A	N/A	N/A	GB200	GHD-6001K.....	6	15	N/A	RF35	X324	GB202
GEF-4813C	12	12	N/A	N/A	N/A	GB200	GHD-6001Q.....	6	15	N/A	RF35	X324	GB202
GFA-4820-2.....	6	5	R11	N/A	N/A	GB200	GHD-6001R.....	6	15	N/A	RF35	X324	GB202
GGE-4803.....	6	14	N/A	N/A	N/A	GB200	GHD-6001SS.....	6	15	N/A	RF35	X324	GB202
GGE-4806C	6	14	N/A	N/A	N/A	GB200	GHD-6001W.....	6	15	N/A	RF35	X324	GB202
GGE-4809B	6	14	R704	RF35	N/A	GB200	GHG-6002AT.....	24	10	N/A	N/A	X296	GB202

● A Borg-Warner Brand "P" Version Also Available See Inside Back Cover.

³¹ R692 Solid State Regulator may be used in place of ●R280.

(P) Positive Ground.
(N) Negative Ground.

CONTINENTAL — Cont'd

CHARGING SYSTEM PARTS — Cont'd

PARTS FOR PRESTOLITE GENERATORS — Cont'd

Generator No.	Volt	Amp	Voltage Regulator	Voltage Regulator Fuse	Brush Set	Bushing	Generator No.	Volt	Amp	Voltage Regulator	Voltage Regulator Fuse	Brush Set	Bushing
GHG-7001A	24	10	N/A	N/A	X275	GB204	GJL-7002B	12	20	N/A	N/A	X275	GB204
GHG-7001B	24	10	N/A	N/A	X275	GB204	GJP-7402D	12	35	R185	RF35	X275	GB204
GHH-6001C	12	15	N/A	RF35	X324	GB202	GJT-7101D	12	25	R230	N/A	X260	GB204
GHH-6001D	12	15	N/A	RF35	X324	GB202	GJT-7103F	12	20	N/A	N/A	X275	GB204
GHH-6001F	12	15	N/A	RF35	X324	GB202	GJT-7103FN	12	20	N/A	N/A	X275	GB204
GHH-6001G	12	15	N/A	RF35	X324	GB202	GJT-7301F	12	10	N/A	N/A	X275	GB204
GHH-6001H	12	15	N/A	RF35	X324	GB202	GJT-7303E	12	10	N/A	N/A	X275	GB204
GHH-6001S	12	15	N/A	RF35	X324	GB202	GJT-7303F	12	10	R185	RF35	X260	GB204
GHM-6018A	12	30	N/A	N/A	X275	N/A	GJW-7101D	6	30	N/A	N/A	X275	GB204
GHS-6002AT	24	18	N/A	N/A	X296	N/A	GJW-7301A	6	15	N/A	N/A	X260	GB204
GHS-6002ET	24	18	N/A	N/A	X296	N/A	GKH-7101A	12	20	N/A	N/A	X275	GB204
GHS-6002TS	24	18	N/A	N/A	X296	N/A	GKJ-7103F	12	20	N/A	N/A	X275	GB204
GJK-7001A	6	5	N/A	N/A	X275	GB204	GKJ-7103FN	12	20	N/A	N/A	X275	GB204
GJK-7001S	6	5	N/A	N/A	X275	GB204	GKJ-7104F	12	20	N/A	N/A	X275	GB204
GJL-7001B	12	20	N/A	N/A	X275	GB204	GKJ-7201A	12	20	N/A	N/A	X275	GB204
GJL-7002A	12	20	N/A	N/A	X275	GB204	GKJ-7303E	12	10	N/A	N/A	X275	GB204

STARTING SYSTEM PARTS

PARTS FOR DELCO-REMY STARTERS

Starter Number	Volts	Starter Switch	Brush Set	Bushings		Starter Number	Volts	Starter Switch	Brush Set	Bushings	
				Drive End	Com. End					Drive End	Com. End
1107245 ³⁰	12	●S100 ⁴¹	X265	SB65	N/A	1108668	12	N/A	X145	N/A	N/A
1107350 ³⁰	12	●S100 ⁴¹	X265	N/A ²⁴	N/A	1109086 ³⁰	12	●S100 ⁴⁷	X265	SB65	N/A
1107378 ³⁰	12	●S100 ⁴¹	X265	SB65	N/A	1109088 ³⁰	12	●S100 ⁴⁷	X265	SB65	N/A
1107379 ³⁰	12	●S100 ⁴⁷	X265	SB65	N/A	1109090 ³⁰	12	●S100 ⁴⁷	X265	SB65	N/A
1107612	12	S72	X265	SB0	N/A	1109091 ³⁰	12	●S100 ⁴⁷	X265	SB65	N/A
1107732	12	S72	X265	SB0	N/A	1109685	12	N/A	X357	N/A	SB65
1108494 ³⁰	12	●S100 ⁴⁷	X265	N/A	N/A						

PARTS FOR PRESTOLITE STARTERS

Starter Number	Volts	Starter Switch	Brush Set	Bushings		Starter Number	Volts	Starter Switch	Brush Set	Bushings	
				Drive End	Com. End					Drive End	Com. End
MAB-4003	6	N/A	X326	SB136	SB59	MAX-4065	6	S79	X328	SB136 ²⁵	SB59
MAB-4043	6	N/A	X326	SB136	SB59	MAY-4148	12	S5	N/A	SB64	SB59
MAB-4044A	6	N/A	X327	SB136 ²⁵	SB59	MAY-4152	12	S72	N/A	SB64	N/A
MAB-4071	6	S5	X327	SB136 ²⁵	SB59	MBG-4014	12	S72	X326	SB64 ²⁵	N/A
MAB-4106	6	N/A	X326	SB136	SB59	MBG-4015	12	N/A	X326	SB64 ²⁵	N/A
MAJ-4011	6	S5	X326	SB64	SB59	MBG-4018	12	N/A	X326	SB64 ²⁵	N/A
MAJ-4040	6	S5	X327	SB64 ²⁵	SB59	MBG-4107	12	S72	X326	SB136	N/A
MAJ-4054	6	S5	X326	SB64	SB59	MBG-4107A	12	S72	X326	SB136	N/A
MAJ-4062	6	S5	X326	SB64	SB59	MCH-6212	6	N/A	X330	SB136	N/A
MAS-4003	12	S5	N/A	SB136	N/A	MCL-6005	6	S79	X326	SB136	N/A
MAS-4102	12	N/A	X329	SB136	SB139	MCL-6009	6	N/A	X326	SB136	N/A
MAS-4107	12	N/A	X329	SB136	SB139	MCL-6009B	6	N/A	X326	SB136	N/A
MAU-4004	12	●S58	X326	SB136	SB59	MCL-6131	6	S79	X330	SB136 ²³	N/A
MAU-4005	12	●S58	X326	SB136	SB59	MCL-6137	6	S79	X330	SB136	N/A
MAW-4034	6	N/A	X328	SB136 ²⁵	SB59	MDL-6007	12	N/A	X331	SB136	N/A
MAW-4039	6	S79	X328	SB64 ²⁵	SB59	MDL-6010	12	S72	X331	SB136	N/A
MAW-4039M	6	N/A	X328	SB64 ²⁵	SB59	MDL-6012	12	S72	X331	SB136	N/A

● A Borg-Warner Brand "P" Version Also Available See Inside Back Cover.

²³ Also use SB142 Intermediate Bushing.

²⁴ Also use SB135 Intermediate Bushing.

²⁵ Also use SB136 Intermediate Bushing.

³⁰ This unit also uses SC212 Starter Lever.

⁴¹ For Solenoid Repair Kit use SR10.

⁴⁷ For Solenoid Repair Kit use SR16.

CONTINENTAL — Cont'd

STARTING SYSTEM PARTS — Cont'd

PARTS FOR PRESTOLITE STARTERS — Cont'd

Starter Number	Volts	Starter Switch	Brush Set	Bushings		Starter Number	Volts	Starter Switch	Brush Set	Drive End	Bushings	
				Drive End	Com. End						Drive End	Com. End
MDL-6026	12	S72	X331	SB136	N/A	ML-4362	12	N/A	X329	N/A	SB139	
MDU-7023	12	S72	X332	SB136	N/A	MZ-4046	6	S57	X326	SB64 ²⁵	SB59	
MDU-7024	12	N/A	X332	SB136	N/A	MZ-4051	6	S79	X326	SB64 ²⁵	SB59	
MDU-7105	12	S72	X332	SB136	N/A	MZ-4123	6	N/A	X326	SB64 ²⁵	SB59	
MDY-7010	12	S72	X332	SB136	N/A	MZ-4127	6	N/A	X326	SB64 ²⁵	SB59	
MDY-7012	12	S72	X332	SB136	N/A	MZ-4138	6	S79	X326	SB136 ²⁵	SB59	
MDY-7013	12	N/A	X332	SB136	N/A	MZ-4140	6	N/A	X326	SB64	SB139	
MHA-7002	12	N/A	X332	SB136	N/A	MZ-4144	6	N/A	X326	SB136	N/A	
ML-4218	12	S72	N/A	SB64	SB139	MZ-4147	6	S62	X326	N/A	SB59	
ML-4301	12	S72	X329	N/A	SB139	MZ-4150	6	S79	X326	SB136 ²⁵	N/A	
ML-4305	6	N/A	X329	SB136	SB139	MZ-4152	6	S79	X326	SB136	N/A	
ML-4316	2	N/A	X329	SB140	SB139	MZ-4156	6	S79	X326	SB136	N/A	
ML-4318	6	S5	X329	SB136	SB139	MZ-4174	6	N/A	X326	SB136	N/A	
ML-4348	12	N/A	X329	N/A	SB139	MZ-4183	6	S79	X326	SB64 ²⁵	N/A	

STARTER DRIVES

Starter Number	Part No.	Starter Number	Part No.
1107245	SD221	MCL-6137	SD570
1107350	SD221	MCL-6009	SD568
1107378	SD221	MCL-6009B	SD568
1107379	SD221	MDL-6007	SD568
1108494	SD221	MDL-6012	SD570
1109086	SD221	MDU-7023	SD593
1109088	SD221	MDU-7024	SD570
1109090	SD221	MDU-7105	SD570
1109091	SD221	MDY-7010	SD568
MAB-4071	SD135	MHA-7002	SD565
MAJ-4040	SD107	ML-4305	SD135
MAU-4005	SD135	MZ-4046	SD107
MAW-4039	SD107	MZ-4051	SD107
MAY-4138	SD107	MZ-4127	SD107
MBG-4014	SD107	MZ-4138	SD135
MBG-4015	SD107	MZ-4140	SD107
MBG-4018	SD103	MZ-4152	SD570
MCL-6131	SD570	MZ-4156	SD570

COOK BROTHERS EQUIPMENT

PARTS FOR DISTRIBUTORS & COILS

Year	Cyl.	Volt	Model or Engine	For Distributor Number	Contact Assembly*				Rotor	6 Volt Coil ^{59,60}	12 Volt Coil ^{59,60}
					Heavy Duty	Heavy Duty Pierced	Con-denser	Cap			
	6	12	All	1111866	A40H	A40V	G102A	C151	D132	N/R	E40

* For Standard Contact Assembly see Conversion Table.

²⁵ Also use SB136 Intermediate Bushing.

⁵⁹ When Coil Bracket is required, refer to Illustrated Bracket Guide.

⁶⁰ For Epoxy Coils see Conversion Table.

COOK BROTHERS — Cont'd

CHARGING SYSTEM PARTS

PARTS FOR DELCO-REMY
GENERATORS

Generator No.	Volt	Amp	Voltage Regulator	Voltage Regulator Fuse	Brush Set	Bushing
1102040.....	12	30	R153	RF35	X270	N/A
1106821.....	12	40	R236	RF45	X263	N/A
1106822.....	12	50	R187	N/A	X263	N/A

STARTING SYSTEM PARTS

PARTS FOR DELCO-REMY
STARTERS

Starter Number	Volts	Starter Switch	Brush Set	Drive End	Bushings Com. End
1107671.....	12	S88 ³⁶	X265	N/A	N/A

CRANE CARRIER

PARTS FOR DISTRIBUTORS & COILS

Year	Cyl.	Volt	Model or Engine	For Distributor Number	Contact Assembly*			Cap	Rotor	6 Volt Coil ^{59,60}	12 Volt Coil ^{59,60}
					Heavy Duty	Heavy Duty Pierced	Con-denser				
1971-65	8	12	4100 S.P. Crane.....	1110635	A72	N/A	G102A	C145	D134	N/R	●E30 ³
1959-57	6	12	1564, 1566.....	1112417	A40H	A40V	G102A	C151	D132	N/R	●E30 ³
1959-57	6	12	1364, 1366.....	1112704	A40H	A40V	G102A	C151	D132	N/R	●E30 ³
1959-56	6	12	MC 625, 2064, 2564, 3064.....	1112412	A40H	A40V	G102A	C16	D10	N/R	N/A
1957-56	6	6	1364, 1366.....	1112359	A40H	A40V	G102A	C16	D10	E1	N/R
1957-56	6	6	1564, 1566.....	1112321	A40H	A40V	G102A	C16	D10	E1	N/R

CHARGING SYSTEM PARTS

PARTS FOR DELCO-REMY
GENERATORS

Generator No.	Volt	Amp	Voltage Regulator	Voltage Regulator Fuse	Brush Set	Bushing
1102005.....	12	30	R153	RF35	X270	N/A
1102044.....	12	30	R153	RF35	X270	N/A
1102785.....	6	45	R136	RF45	X270	N/A
1102820.....	6	45	R136	RF45	X270	N/A
1106822.....	12	50	R187	N/A	X263	N/A

● A Borg-Warner Brand "P" Version Also Available See Inside Back Cover.

* For Standard Contact Assembly see Conversion Table.

³ For Resistor use RU4.

³⁶ For Solenoid Repair Kit use SR12.

⁵⁹ When Coil Bracket is required, refer to Illustrated Bracket Guide.

⁶⁰ For Epoxy Coils see Conversion Table.

CRANE — Cont'd

STARTING SYSTEM PARTS

PARTS FOR DELCO-REMY
STARTERS

Starter Number	Volts	Starter Switch	Brush Set	Bushings	
				Drive End	Com. End
1107680 ³⁰	12	●S100 ⁴⁷	X265	SB65	N/A
1108009	6	S79	X145	SB0	N/A
1108033	6	S84	X145	N/A	N/A
1108217	6	S79	X145	SB137	N/A
1113040	12	S673 ³⁷	X291	SB148 ²⁴	SB138

STARTER DRIVES

Starter Number	Part No.
1107680	SD221
1108217	SD135
1113040	SD221

RELAYS

Year	Model or Engine	Part No.
HORN RELAY		
1959-57	1364, 1366, 1564, 1566 12 Volt	R132
1959-56	MC 625, 2064, 2564, 3064 12 Volt	R132
1957-56	1364, 1366, 1564, 1566 6 Volt	R102

CROSLEY

PARTS FOR DISTRIBUTORS & COILS

Year	Cyl.	Volt	Model or Engine	For Distributor Number	Contact Assembly*			Rotor	6 Volt Coil ^{59,60}	12 Volt Coil ^{59,60}
					Heavy Duty	Heavy Duty Pierced	Con-denser Cap			
	4	6	Own CD Eng.	IAD-4038	A81	N/A	G124 C110	D121	E5	N/R
	—	6	Own CD Eng.	IGW-4181C	A70	N/A	G127 C131	N/A	E5	N/R

CHARGING SYSTEM PARTS

PARTS FOR PRESTOLITE
GENERATORS

Generator No.	Volt	Amp	Voltage Regulator	Voltage Regulator Fuse	Brush Set	Brushing Bushing

● A Borg-Warner Brand "P" Version Also Available See Inside Back Cover.

* For Standard Contact Assembly see Conversion Table.

²⁴ Also use SB135 Intermediate Bushing.

³⁰ This unit also uses SC212 Starter Lever.

³⁷ For Solenoid Repair Kit use SR15.

⁴⁷ For Solenoid Repair Kit use SR16.

⁵⁹ When Coil Bracket is required, refer to Illustrated Bracket Guide.

⁶⁰ For Epoxy Coils see Conversion Table.

CROSLLEY — Cont'd

STARTING SYSTEM PARTS

PARTS FOR PRESTOLITE STARTERS

Starter Number	Volts	Starter Switch	Brush Set	Bushings	
				Drive End	Com. End
MZ-4147	6	S62	X326	SB150	SB59

CUMMINS DIESEL ENGINE

CHARGING SYSTEM PARTS

PARTS FOR DELCO-REMY ALTERNATORS

Alternator No.	Volt	Amp	Voltage Regulator	Brush Set	Positive Diode (3 Used)	Negative Diode (3 Used)	Alternator No.	Volt	Amp	Voltage Regulator	Brush Set	Positive Diode (3 Used)	Negative Diode (3 Used)
1100077	24	65	R322	X303	N/A	N/A	1117481	12	90	R716	N/A	SC117 ⁴	N/A
1101203	12	63	●R291	X359	SC111 ⁴	SC113 ²⁸	1117641	12	60	N/A	N/A	SC5 ²⁷	N/A
1101204	24	40	N/A	X359	SC111 ⁴	SC113 ²⁸	1117642	24	45	R987	N/R	SC5 ²⁷	SC113 ²⁸
1101205	12	105	●R291	N/A	N/A	SC113 ²⁸	1117644	24	35	R638	N/A	SC5 ²⁷	N/A
1101440	12	105	●R291	N/A	N/A	SC113 ²⁸	1117647	24	35	R987	N/R	SC5 ²⁷	SC113 ²⁸
1105170	12	63	●R291	X359	SC111 ⁴	SC113 ²⁸	1117733	32	60	N/A	N/A	N/A	SC228 ²⁸
1105460	12	65	R716	X303	SC117 ⁴	SC116 ²⁸	1117734	24	60	R987	N/A	N/A	N/A
1105465	12	80	R716	X303	SC117 ⁴	SC116 ²⁸	1117801	12	105	R716	N/A	SC117 ⁴	SC228 ²⁸
1105470	12	80	R716	X303	SC117 ⁴	SC116 ²⁸	1117805	24	75	R987	N/R	SC117 ⁴	N/A
1105474	24	65	R716	X303	SC117 ⁴	SC116 ²⁸	1117880	12	100	R716	X613	N/A	SC563 ²⁸
1105475	24	65	R987	X303	SC117 ⁴	SC116 ²⁸	1117900	24	70	R987	X613	SC231 ⁴	SC563 ²⁸
1105510	24	40	N/A	X359	SC111 ⁴	SC113 ²⁸	10479926	12	105	N/A	N/A	N/A	SC113 ²⁸
1105539	12	105	●R291	N/A	N/A	SC113 ²⁸	10479927	12	105	●R291	N/A	N/A	SC113 ²⁸
1117147	24	105	R716	N/A	SC5 ²⁷	N/A	19010001	24	50	R987	N/R	SC2P	SC2N
1117238	24	75	R697	N/A	SC2P	SC2N	19010002	24	75	R987	N/R	SC2P	SC2N
1117241	12	75	R323	N/A	SC2P	SC2N	19010003	12	75	R716	N/R	SC2P	SC2N
1117242	12	75	R323	N/A	SC2P	SC2N	19010181	12	100	R716	X613	N/A	SC563 ²⁸
1117248	24	50	R697	N/A	SC2P	SC2N	19010182	24	70	R987	X613	N/A	SC563 ²⁸
1117249	24	75	R697	N/A	SC2P	SC2N							

PARTS FOR DELCO-REMY GENERATORS

Generator No.	Volt	Amp	Voltage Regulator	Voltage Regulator Fuse	Brush Set	Bushing	Generator No.	Volt	Amp	Voltage Regulator	Voltage Regulator Fuse	Brush Set	Bushing
1106451	12	8	N/A	N/A	X349	N/A	1106855	24	20	R311	N/A	X263	N/A
1106637	12	25	R308	RF35	N/A	N/A	1106858	30-32	15	N/A	N/A	X263	N/A
1106805	12	50	R187	N/A	X263	N/A	1106865	24	10	R318	N/A	X263	N/A
1106822	12	50	R187	N/A	X263	N/A	1106866	30-32	15	N/A	N/A	X263	N/A
1106842	12	50	R187	N/A	X263	N/A	1106876	24	20	R311	N/A	X263	N/A
1106846	12	50	R187	N/A	X263	N/A							

● A Borg-Warner Brand "P" Version Also Available See Inside Back Cover.

⁴ This unit is a Rectifier Bridge.

²⁷ AC9 is a Rectifier Bridge; also use SC124 Kit.

²⁸ This unit is a Diode Trio.

CUMMINS DIESEL ENGINE — Cont'd

STARTING SYSTEM PARTS

PARTS FOR DELCO-REMY STARTERS

Starter Number	Volts	Starter Switch	Brush Set	Bushings		Starter Number	Volts	Starter Switch	Brush Set	Drive End	Com. End
				Drive End	Com. End						
1108725	12	N/A	X345 ²⁰	SB137	SB141	1990319	12	S5018 ³⁸	X397	SB148	SB148
1108820	12	N/A	X346 ²⁰	N/A	SB141	1990332	24	S5020 ⁵⁸	X398	SB148	SB148
1108840	12	N/A	X346 ²⁰	N/A	SB141	1990337	12	S5019 ⁵⁷	X395	SB165	SB148
1108855	24	N/A	X346 ²⁰	N/A	N/A	1990350	24	S5021 ⁵⁸	X396	SB165	SB148
1108856	32	N/A	X346 ²⁰	N/A	N/A	1990352	12	S5019 ⁵⁷	X395	SB165	SB148
1108863	24	S116	X346 ²⁰	N/A	N/A	1990357	24	S5021 ⁵⁸	X396	SB165	SB148
1108871	24	S116	X346 ²⁰	N/A	N/A	1990370	12	S5019 ⁵⁷	X395	SB165	SB148
1108872	24	S116	X346 ²⁰	N/A	N/A	1990371	24	S5021 ⁵⁸	X396	SB165	SB148
1108873	24	S116	X346 ²⁰	N/A	N/A	1990378	24	S5021 ⁵⁸	X396	SB165	SB148
1109733	24	N/A	X346 ²⁰	N/A	SB141	1990379	12	S5019 ⁵⁷	X395	SB165	SB148
1109734	32	N/A	X346 ²⁰	N/A	SB141	1990453	24	S5021 ⁵⁸	X396	SB165	SB148
1113276	12	S5125	X615	SB206	N/A	1990455	24	S5021 ⁵⁸	X396	SB165	SB148
1113292	12	S5125	X615	SB206	N/A	1990456	24	S941	X322	SB201	N/A
1113593	12	S941	X322	SB201	N/A	1990469	12	S5019 ⁵⁷	X395	SB165	SB148
1113594	24	N/A	N/A	SB201	N/A	1990471	12	S5019 ⁵⁷	X395	SB165	SB148
1113856	24	S726 ⁴³	X306 ²⁰	N/A	N/A	1990473	12	S5084	X395	SB165	SB148
1113988	24	S726 ⁴³	X306 ²⁰	N/A	N/A	1990483	24	S5021 ⁵⁸	X396	SB165	SB148
1114104	12	S725 ⁴²	X347 ²⁰	N/A	SB141	1993700	24	S726 ⁴³	N/A	SB165	N/A
1114155	12	S725 ⁴²	X347 ²⁰	N/A	SB141	1993729	24	S5020 ⁵⁸	X398	SB148	SB148
1114761	12	S725 ⁴²	X347 ²⁰	N/A	N/A	1993732	24	S5020 ⁵⁸	X398	SB148	SB148
1114762	24	S726 ⁴³	X306 ²⁰	N/A	N/A	1993742	24	S5020 ⁵⁸	X398	SB148	SB148
1114809	12	S725 ⁴²	X377	N/A	N/A	1993761	12	S5131	X397	SB148	SB148
1114814	12	S725 ⁴²	X377	N/A	N/A	1993763	12	S5131	X397	SB148	SB148
1114823	12	S725 ⁴²	X377	N/A	N/A	1993794	12	S5131	X397	SB148	SB148
1114859	24	S726 ⁴³	N/A	N/A	N/A	1993795	12	S5019 ⁵⁷	X395	SB165	SB148
1114867	24	S728	N/A	N/A	N/A	1993796	24	S5021 ⁵⁸	X396	SB165	SB148
1114873	24	S726 ⁴³	N/A	N/A	N/A	1993869	12	S5131	X397	SB148	SB148
1114924	32	S728	N/A	SB165	N/A	1993871	12	S5131	X397	SB148	SB148
1114935	24	S726 ⁴³	N/A	N/A	N/A	1993880	12	S5131	X397	SB148	SB148
1114948	24	S726 ⁴³	N/A	N/A	N/A	1993901	24	S5146	X398	SB148	SB148
1114951	24	S726 ⁴³	N/A	N/A	N/A	1993902	24	S5146	X398	SB148	SB148
1114961	12	S725 ⁴²	N/A	N/A	N/A	1998456	24	S941	X322	SB201	N/A
1114971	24	S726 ⁴³	N/A	N/A	N/A	1998457	12	S941	X322	SB201	N/A
1990259	24	S726 ⁴³	X400	N/A	N/A	1998459	24	N/A	N/A	SB201	N/A
1990269	24	S726 ⁴³	X400	SB165	N/A	1998490	12	N/A	X322	SB201	N/A
1990310	12	N/A	X397	N/A	N/A	1998522	12	S941	X322	SB201	N/A
1990317	12	S5131	X397	SB148	SB148	10478911	24	S726 ⁴³	X400	SB165	N/A

STARTER DRIVES

Starter Number	Part No.	Starter Number	Part No.
1113276	SD1649	1990259	SD486
1113292	SD1649	1990269	SD486
1113593	SD302	1990337	SD486
1113594	SD302	1990350	SD489
1114761	SD486	1990352	SD486
1114762	SD486	1990357	SD489
1114814	SD486	1990370	SD489
1114823	SD489	1990371	SD489
1114859	SD489	1990378	SD486
1114867	SD486	1990379	SD489
1114873	SD486	1990379	SD489
1114924	SD486	1990453	SD489
1114935	SD486	1990455	SD489
1114951	SD486	1990456	SD486
1114961	SD486	1990469	SD489
1114971	SD486	1990471	SD489
		1990483	SD486

²⁰ Starters require various number of Brushes, order as needed.

³⁸ For Solenoid Repair Kit use SR28.

⁴² Use SR13 for Solenoids w/Oval Face Plate; SR26 for Solenoids w/Square Face Plate.

⁴³ Use SR14 for Solenoids w/Oval Face Plate; SR27 for Solenoids w/Square Face Plate.

⁵⁷ For Solenoid Repair Kit use SR29.

⁵⁸ For Solenoid Repair Kit use SR30.

CUMMINS DIESEL ENGINE — Cont'd

STARTING SYSTEM PARTS — Cont'd

STARTER DRIVES — Cont'd

Starter Number	Part No.	Starter Number	Part No.
1993700	SD486	1998457	SD302
1993761	SD914	1998459	SD302
1993795	SD489	1998490	SD302
1993796	SD489	1998522	SD207
1993880	SD914	10478911	SD486
1998456	SD302		

CUSHMAN

CHARGING SYSTEM PARTS

PARTS FOR DELCO-REMY GENERATORS

Generator No.	Volt	Amp	Voltage Regulator	Voltage Regulator Fuse	Brush Set	Bushing	Generator No.	Volt	Amp	Voltage Regulator	Voltage Regulator Fuse	Brush Set	Bushing
1101690	12	15	R317	N/A	X354	N/A	1101974	12	18	R220(N)		X354	N/A
1101697	12	17	R220	RF35	X354	N/A				R198(P)	RF35	X354	N/A
1101875	12	—	R317	N/A	X354	N/A	1101981	12	18	R220	RF35	X354	N/A
1101970	12	18	R317	N/A	X354	N/A							

STARTING SYSTEM PARTS

PARTS FOR DELCO-REMY STARTERS

Starter Number	Volts	Starter Switch	Brush Set	Drive End	Bushings	
					Com. End	End
1108309	12	●S63	X358	N/A	N/A	N/A
1108314	12	●S63	X358	N/A	N/A	N/A

PARTS FOR PRESTOLITE STARTERS

Starter Number	Volts	Starter Switch	Brush Set	Drive End	Bushings	
					Com. End	End
MBG-4026	12	N/A	X326	N/A	N/A	N/A
MBG-4125	12	N/A	X326	N/A	N/A	N/A
MBG-4125A	12	N/A	X326	N/A	N/A	N/A
MZ-4193	6	N/A	X326	N/A	N/A	N/A

● A Borg-Warner Brand "P" Version Also Available See Inside Back Cover.

(N) Negative Ground.

(P) Positive Ground.

CUSTOM

PARTS FOR DISTRIBUTORS & COILS												
Year	Cyl.	Volt	Model or Engine	For Distributor Number	Contact Assembly*			Con-denser	Cap	Rotor	6 Volt Coil ^{59,60}	12 Volt Coil ^{59,60}
					Heavy Duty	Heavy Duty Pierced						
—	6	6	B, C, E, HR, HW.....	IAD-4201-1, IAD-4039-1	A81	N/A	G124	C123	D103	E5	N/R	
—	6	6	ER, EW.....	IAD-4203-1, IAD-4040-1	A81	N/A	G124	C123	D103	E5	N/A	

CHARGING SYSTEM PARTS

PARTS FOR PRESTOLITE GENERATORS

Generator No.	Volt	Amp	Voltage Regulator	Voltage Regulator Fuse	Brush Set	Bushing
GDZ-4822A....	6	—	N/A	N/A	X260	GB200
GDZ-4823AM..	6	—	N/A	N/A	X260	GB200
GHD-4801A....	6	—	N/A	N/A	X260	GB202

STARTING SYSTEM PARTS

PARTS FOR PRESTOLITE STARTERS

Starter Number	Volts	Starter Switch	Brush Set	Drive End	Bushings	
					Com. End	
MAX-4062.....	6	N/A	N/A	SB64	SB59	SB59
MCL-6107.....	6	S62	X330	SB64	SB59	SB59

DATSUN

PARTS FOR DISTRIBUTORS & COILS						
Year	Model or Engine	Contact Set	Con-denser	Cap	Rotor	Coil ^{59,60}
All	All w/D-11 4 Cyl. Eng. w/Contact Ign.	●A521	●G583	●C555	●D559	E38 ⁵⁶
All	All w/H-20 4 Cyl. Eng. w/Contact Ign.	●A521	●G583	●C555	●D559	E38 ⁵⁶
All	All w/H-30 6 Cyl. Eng. w/Contact Ign.	●A521	●G583	C556	●D559	E38 ⁵⁶

● A Borg-Warner Brand "P" Version Also Available See Inside Back Cover.

* For Standard Contact Assembly see Conversion Table.

⁵⁶ For Models w/External Resistor; if External Resistor is not required use E40.

⁵⁹ When Coil Bracket is required, refer to Illustrated Bracket Guide.

⁶⁰ For Epoxy Coils see Conversion Table.

JOHN DEERE

PARTS FOR DISTRIBUTORS & COILS

Year	Cyl.	Volt	Model or Engine	For Distributor Number	Contact Assembly*			Rotor	6 Volt Coil ^{59,60}	12 Volt Coil ^{59,60}	
					Heavy Duty	Heavy Duty Pierced	Con-denser				
1980-68	3	6&12	JD350B, Crawler, JD380 Forklift, JD301, JD310, JD401, JD410, 1520.....	IBT-4301B, C, D	A105	N/A	G124	C20	D179	E5	E502 ¹
1980-68	4	6&12	JD400 Tractor, JD400 Skidder, JD450 Crawler, JD480, 480A Forklift, JD401, JD410, 2030 Series.....	IBT-4101U	A105	N/A	G124	C202	D179	E5	E502 ¹
1975-62	4	6&12	1010, 2010 Series Tractor.	IBT-4101R	A105	N/A	G124	C202	D179	E5	E502 ¹
1973-66	3	6&12	JD300 Tractor, JD350 Crawler.....	IBT-4301B, C, D	A105	N/A	G124	C20	D179	E5	E502 ¹
1972-71	4	6	500C, 3020	1112474	A103M	●A109V	●G126	C167	●D152	E1	N/R
1972-71	6	6	420	1112466	A103M	●A109V	●G126	●C168	●D152	E1	N/R
1970-62	4	6	500 & 3020 Series Tractor	1112648	A103M	●A109V	●G126	C167	●D152	E1	N/R
1970-62	6	6	600 & 4020 Series Tractor	1112624	A103M	●A109V	●G126	●C168	●D152	E1	N/R
1968-65	3	6&12	JD300 Tractor, JD350 Crawler.....	IBT-4301B, C, D	A105	N/A	G124	C20	D179	E5	E502 ¹
1968-65	4	6&12	JD400 Tractor, JD440 Skidder, JD450 Crawler, JD480 Forklift.....	IBT-4101S	A105	N/A	G124	C202	D179	E5	E502 ¹
1964-61	6	12	217, 248 Power Unit.....	1112581	A40H	A40V	G102A	C16	D10	N/R	E40
1964-60	4	6&12	1010, 2010 Wheeled & Crawler Tractors, 115, 145, 165 Power Unit....	1112577	A40H	A40V	G102A	C150	D10	E1	E40
1959-57	4	6	HA145 Power Unit.....	1112577	A40H	A40V	G102A	C150	D10	E1	N/R
1959-57	6	12	EA217, HA217, HB217, NA217, TA217 Power Unit	1112581	A40H	A40V	G102A	C16	D10	N/R	E40
1959-52	6	6	EA92, HA92, TB92 Power Unit	1111742	A40H	A40V	G102A	C16	N/A	E1	N/R

CHARGING SYSTEM PARTS

PARTS FOR BOSCH ALTERNATORS

Alternator No.	Volt	Amp	Voltage Regulator	Brush Set	Positive Diode (3 Used)	Negative Diode (3 Used)
0120300562	12	28	R588	X529	N/A	N/A
0120339532	12	33	R589	X529	N/A	N/A

● A Borg-Warner Brand "P" Version Also Available See Inside Back Cover.

* For Standard Contact Assembly see Conversion Table.

¹ If 12 Volt with Resistor use E38 & RU12 Resistor.

⁵⁹ When Coil Bracket is required, refer to Illustrated Bracket Guide.

⁶⁰ For Epoxy Coils see Conversion Table.

JOHN DEERE — Cont'd

CHARGING SYSTEM PARTS — Cont'd

PARTS FOR DELCO-REMY ALTERNATORS

Alternator No.	Volt	Amp	Voltage Regulator	Brush Set	Positive Diode (3 Used)	Negative Diode (3 Used)	Alternator No.	Volt	Amp	Voltage Regulator	Brush Set	Positive Diode (3 Used)	Negative Diode (3 Used)
1100490	12	72	●R291	X303	SC5 ²⁷	SC113 ²⁸	1103131	12	42	●R291	X359	SC5 ²⁷	SC113 ²⁸
1100491	12	55	●R291	X303	SC5 ²⁷	SC113 ²⁸	1105068	12	63	●R291	X359	SC111 ⁴	SC113 ²⁸
1100580	12	55	●R291	X303	SC5 ²⁷	SC113 ²⁸	1105069	12	42	●R291	X359	SC111 ⁴	SC113 ²⁸
1100587	12	72	●R291	X303	SC5 ²⁷	SC113 ²⁸	1105174	12	72	●R291	X359	SC111 ⁴	SC113 ²⁸
1100589	12	—	●R291	X303	SC5 ²⁷	SC113 ²⁸	1105422	12	55	●R291	X359	SC111 ⁴	SC113 ²⁸
1102359	12	37	●R291	X303	SC5 ²⁷	SC113 ²⁸	1105423	12	72	●R291	X359	SC111 ⁴	SC113 ²⁸
1102926	12	61	●R291	X359	SC5 ²⁷	SC113 ²⁸	1105510	24	40	N/A	X359	SC111 ⁴	SC113 ²⁸
1102932	12	61	●R291	X359	SC5 ²⁷	SC113 ²⁸	1117232	12	75	N/A	N/A	SC2P	SC2N
1102936	12	61	●R291	X359	SC5 ²⁷	SC113 ²⁸	1117245	12	75	N/A	N/A	SC2P	SC2N
1102940	12	42	●R291	X359	SC5 ²⁷	SC113 ²⁸	1117735	12	75	R716	N/A	N/A	SC228 ²⁸
1103124	12	61	●R291	X303	SC5 ²⁷	SC113 ²⁸	1117769	12	62	R293	X355	N/A	N/A
1103128	12	72	●R291	X359	SC5 ²⁷	SC113 ²⁸	10480058	12	78	●R291	X359	SC111 ⁴	SC113 ²⁸
1103130	12	61	●R291	X359	SC5 ²⁷	SC113 ²⁸	10480060	24	40	N/A	X359	SC111 ⁴	SC113 ²⁸

PARTS FOR MOTOROLA ALTERNATORS

Alternator No.	Volt	Amp	Voltage Regulator	Brush Set	Positive Diode (3 Used)	Negative Diode (3 Used)	Alternator No.	Volt	Amp	Voltage Regulator	Brush Set	Positive Diode (3 Used)	Negative Diode (3 Used)
12N37A	12	—	R328 or R326	N/A	N/A	N/A	AR41592	12	—	R326	N/A	N/A	N/A
12N51A	12	—	R328 or R326	N/A	N/A	N/A	AR42110	12	—	R326	N/A	N/A	N/A
8AR2006	12	—	R326	N/A	N/A	N/A	AR43632	12	—	R326	N/A	N/A	N/A
8AR2050F	12	—	R328	N/A	N/A	N/A	AR45526	12	—	R337	N/A	N/A	N/A
8AR2051K	12	—	R328	N/A	N/A	N/A	AR74033	12	—	R331	N/A	N/A	N/A
8AR3010	24	—	R338	N/A	N/A	N/A	AR80420	12	—	R331	N/A	N/A	N/A
8TA-2003B	12	—	R330	N/A	N/A	N/A	AR114058	12	—	R331	N/A	N/A	N/A
8TA-2003D	12	—	R330	N/A	N/A	N/A	AT27827	12	—	R326	N/A	N/A	N/A
8TA-2009E	12	—	R331	N/A	N/A	N/A	AT36219	12	—	R330	N/A	N/A	N/A
8TA2012E	12	—	R331	N/A	N/A	N/A	AT45526	24	—	R337	N/A	N/A	N/A
8TA2024D	12	—	R330	N/A	N/A	N/A	AT56049	12	—	R330	N/A	N/A	N/A
8TA2026	12	—	R331	N/A	N/A	N/A	AT56246	24	—	R337	N/A	N/A	N/A
8TA2026E	12	—	R331	N/A	N/A	N/A	AT56249	12	—	R330	N/A	N/A	N/A
8TA2027D	12	—	R335	N/A	N/A	N/A	AT56722	12	—	R335	N/A	N/A	N/A
8TA3020C	24	—	R337	N/A	N/A	N/A	AT63871	12	—	R328	N/A	N/A	N/A
8TA3025C	24	—	R337	N/A	N/A	N/A	AT63872	12	—	R328	N/A	N/A	N/A
AN56049	12	—	R330	N/A	N/A	N/A	RA12N35JD1	12	—	R326	N/A	N/A	N/A
AR2050F	12	—	R328	N/A	N/A	N/A	RA12N55JD1	12	—	R326	N/A	N/A	N/A
AR2051K	12	—	R328	N/A	N/A	N/A	RA12N55JD5	12	—	R326	N/A	N/A	N/A
AR38429	12	—	R326	N/A	N/A	N/A	RA12N55JD6	12	—	R326	N/A	N/A	N/A
AR38458	12	—	R328	N/A	N/A	N/A	RA12N55JD7	12	—	R326	N/A	N/A	N/A
AR40419	24	—	R338	N/A	N/A	N/A	RA12N55JD8	12	—	R326	N/A	N/A	N/A
AR40420	12	—	R328	N/A	N/A	N/A	RA12NJD453	12	—	R328	N/A	N/A	N/A
AR40527	12	—	R326	N/A	N/A	N/A	RA12NJD600	12	—	R328	N/A	N/A	N/A
							RA12NJD604	12	—	R328	N/A	N/A	N/A
							RA24JD902	24	—	R338	N/A	N/A	N/A

PARTS FOR NIPPONDENSO ALTERNATORS

Alternator No.	Volt	Amp	Voltage Regulator	Brush Set	Positive Diode (3 Used)	Negative Diode (3 Used)
AR93448	12	—	R723	N/A	N/A	N/A

● A Borg-Warner Brand "P" Version Also Available See Inside Back Cover.

⁴ This unit is a Rectifier Bridge.

²⁷ AC9 is a Rectifier Bridge; also use SC124 Kit.

²⁸ This unit is a Diode Trio.

JOHN DEERE — Cont'd

CHARGING SYSTEM PARTS — Cont'd

PARTS FOR DELCO-REMY GENERATORS

Generator No.	Volt	Amp	Voltage Regulator	Voltage Regulator Fuse	Brush Set	Bushing	Generator No.	Volt	Amp	Voltage Regulator	Voltage Regulator Fuse	Brush Set	Bushing
1100027	6	—	R623	N/A	X270	N/A	1101720	12	10	N/A	N/A	X348	GB203
1100038	6	35	R193	RF35	X270	N/A	1101755	12	10	N/A	N/A	X348	GB203
1100044	6	20	N/A	N/A	X270	N/A	1101756	12	10	N/A	N/A	X348	GB203
1100309	12	—	R199	N/A	X270	N/A	1101777	12	9	R197	RF35	X348	GB203
1100341	12	20	R197	RF35	X270	N/A	1101784	12	9	R197	RF35	X348	GB203
1100361	12	16	R317	N/A	X270	N/A	1101852	6	10	R195	RF35	X360	GB203
1100367	12	25	R198	RF35	X270	N/A	1101857	6	12	R195	RF35	N/A	GB203
1100380	12	20	R308	RF35	X270	N/A	1101859	6	12	R195	RF35	X228	N/A
1100399	12	20	R198	N/A	X270	N/A	1101860	6	6	R195	RF35	N/A	GB203
1100506	6	23	R193	RF35	X360	GB203	1101970	12	18	R199	RF35	X354	N/A
1100507	6	23	R193	RF35	X360	GB203	1101972	12	18	R317	N/A	X354	N/A
1100517	6	23	R193	RF35	X360	GB203	1101973	12	18	N/A	N/A	X354	N/A
1100955	12	12	R197	RF35	X348	GB203	1101988	12	15	N/A	N/A	X354	N/A
1100956	12	12	R197	RF35	X348	GB203	1102102	12	25	N/A	N/A	X270	N/A
1101356	6	15	R193 ⁶¹	RF35	X360	GB203	1102331	12	17	R317	N/A	X270	N/A
1101371	6	14	R193 ⁶¹	RF35	X360	GB203	1102339	12	14	R317	N/A	X270	N/A
1101385	6	12	R195	RF35	X360	GB203	1103021	24	10	R318	N/A	X349	GB203
1101390	6	15	R193	RF35	X360	GB203	1103026	24	10	R318	N/A	X270	N/A
1101397	6	16	R193	RF35	X360	GB203							

PARTS FOR PRESTOLITE GENERATORS

Generator No.	Volt	Amp	Voltage Regulator	Voltage Regulator Fuse	Brush Set	Bushing
GAS-4301	6	15	R621	RF35	X323	N/A
GAS-4303	6	15	R621	RF35	X323	N/A
GAS-4306	6	15	R11	N/A	X323	N/A

STARTING SYSTEM PARTS

PARTS FOR BOSCH STARTERS

Starter Number	Volts	Starter Switch	Brush Set	Bushings		
				Drive End	Com. End	Com. End
0001359090	12	S5000	N/A	N/A	N/A	N/A

PARTS FOR DELCO-REMY STARTERS

Starter Number	Volts	Starter Switch	Brush Set	Bushings			Starter Number	Volts	Starter Switch	Brush Set	Bushings		
				Drive End	Com. End	Com. End					Drive End	Com. End	Com. End
794	12	N/A	X344 ²⁰	SB137	N/A		1107166	6	S79	X145	SB0	SB0	SB0
1103578	12	●S100 ⁴⁷	X291	N/A	SB138		1107175	6	S79	X145	SB0	SB0	SB0
1107036	6	S612	X145	SB0	N/A		1107326 ³⁰	12	●S100 ⁴⁷	X265	SB65	N/A	N/A
1107064	6	S612	X145	SB0	N/A		1107339 ³⁰	12	●S100 ⁴⁷	X265	SB65	N/A	N/A
1107082	6	S24	X145	SB65	N/A		1107350 ³⁰	12	●S100 ⁴⁷	X265	N/A ²⁴	N/A	N/A
1107127	6	S612	X145	SB0	N/A		1107424	6	S79	X145	SB0	N/A	N/A
1107150	6	S46	X145	SB65	N/A		1107445	6	S612	X145	SB0	N/A	N/A
1107155	6	S79	X145	SB0	N/A		1107522 ³⁰	12	●S100 ⁴⁷	X291	N/A ²⁴	N/A	N/A
1107157	6	N/A	X145	SB0	N/A		1107537	12	●S100 ⁴⁷	X291	N/A	SB138	N/A
1107165	6	S612	X145	SB0	N/A		1107573 ³⁰	12	●S100 ⁴⁷	X291	N/A ²⁴	N/A	N/A

● A Borg-Warner Brand "P" Version Also Available See Inside Back Cover.

²⁰ Starters require various number of Brushes, order as needed.

²⁴ Also use SB135 Intermediate Bushing.

³⁰ This unit also uses SC212 Starter Lever.

⁴⁷ For Solenoid Repair Kit use SR16.

⁶¹ R193K Resistor Package required.

JOHN DEERE — Cont'd

STARTING SYSTEM PARTS — Cont'd

PARTS FOR DELCO-REMY STARTERS — Cont'd

Starter Number	Volts	Starter Switch	Brush Set	Bushings		Starter Number	Volts	Starter Switch	Brush Set	Bushings	
				Drive End	Com. End					Drive End	Com. End
1107577 ³⁰	12	●S100 ⁴⁷	X291	N/A ²⁴	N/A	1113092	12	S120 ⁴⁴	X291	SB0	SB0
1107578 ³⁰	12	●S100 ⁴⁷	X291	N/A ²⁴	N/A	1113093	12	S120 ⁴⁴	X291	SB148 ²⁴	SB0
1107599	12	●S100 ⁴⁷	X291	N/A ²⁴	N/A	1113104	12	S120 ⁴⁴	X291	SB148 ²⁴	SB138
1107685	12	S72	X265	SB0 ²⁴	N/A	1113135	12	S610	N/A	SB148	SB138
1107694	12	●S100 ⁴⁷	X265	SB102	SB138	1113148	12	S610	N/A	SB148	SB138
1107713	12	S72	X265	SB0 ²⁴	N/A	1113190	24	S610	N/A	SB148	SB138
1107725	12	S88	X265	SB65 ²⁴	SB0	1113271	12	S5157	X615	SB206	N/A
1107736	12	S72	X265	SB0 ²⁴	N/A	1113304	12	S46	X362	SB137 ²⁴	SB0
1107785 ³⁰	12	●S100 ⁴⁷	X265	N/A ²⁴	N/A	1113391	12	S674	N/A	N/A	N/A
1107863 ³⁰	12	●S100 ⁴¹	X291	N/A ²⁴	N/A	1113402	12	S120 ⁴⁴	N/A	SB148	SB138
1107871	12	●S100 ⁴¹	X291	N/A ²⁴	N/A	1113445	24	S726 ⁴³	N/A	N/A	N/A
1107879	12	●S100 ⁴¹	X265	SB65	N/A	1113656	12	S120 ⁴⁴	X291	SB148	SB138
1107942	6	S24	X145	SB0 ²⁴	N/A	1113672	12	S120 ⁴⁴	N/A	SB148	SB138
1107964	6	S79	X145	SB0	N/A	1113801	24	S116	X346 ²⁰	N/A	SB141
1107972	6	S79	X145	SB0	N/A	1113830	24	S726 ⁴³	X306 ²⁰	N/A	SB141
1108067	6	S79	X145	SB0	N/A	1113842	24	S726 ⁴³	X306 ²⁰	N/A	SB141
1108072	6	S612	X145	SB0	SB138	1113938	24	S726 ⁴³	X306 ²⁰	N/A	SB141
1108122	12	S72	N/A	SB0	N/A	1114128	12	S725 ⁴²	X347 ²⁰	SB165	SB141
1108144	12	S24	N/A	SB0 ²⁴	SB0	1114166	12	S727	X347 ²⁰	N/A	SB141
1108155	12	N/A	X399	SB0 ²⁴	SB0	1114191	12	S725 ⁴²	X347 ²⁰	N/A	N/A
1108319 ³⁰	12	●S100 ⁴¹	X265	SB65	N/A	1114735	24	S726 ⁴³	X306 ²⁰	N/A	N/A
1108360 ³⁰	12	●S100 ⁴¹	X265	SB102	N/A	1114831	12	S727	X377	N/A	N/A
1108481	12	●S100 ⁴⁷	X265	N/A	N/A	1114859	24	S726 ⁴³	N/A	N/A	N/A
1108489 ³⁰	12	●S100 ⁴⁷	X265	SB102	N/A	1114894	12	S725 ⁴²	X377	SB165	N/A
1108654 ³⁰	12	●S100 ⁴¹	X145	N/A	SB138	1990269	24	S726 ⁴³	X400	SB165	N/A
1108656 ³⁰	12	●S100 ⁴¹	X145	N/A	SB138	1990270	24	S726 ⁴³	X400	N/A	N/A
1108665	12	●S100 ⁴⁷	N/A	SB106 ²⁴	SB138	1990325	12	S725 ⁴²	X377	SB165	N/A
1108672 ³⁰	12	●S100 ⁴⁷	X399	N/A	SB138	1990356	12	S5019 ⁵⁷	X395	SB165	SB148
1108908	6	S612	X344 ²⁰	SB0 ²⁴	SB65	1990357	24	S5021 ⁵⁸	X396	SB165	SB148
1108914	6	S24	X344 ²⁰	SB0 ²⁴	SB65	1990358	12	S5019 ⁵⁷	X395	SB165	SB148
1108919	6	S24	X344 ²⁰	SB0 ²⁴	SB65	1990379	12	S5019 ⁵⁷	X395	SB165	SB148
1108950	6	S24	X346 ²⁰	SB0	SB0	1990407	12	S5084	X395	SB165	SB148
1108989	12	N/A	X346 ²⁰	SB0	SB0	1990453	24	S5021 ⁵⁸	X396	SB165	SB148
1108990	12	N/A	X347 ²⁰	SB0 ²⁴	SB0	1990466	12	S5084	X395	SB165	SB148
1109145 ³⁰	12	●S100 ⁴⁷	X291	N/A ²⁴	N/A	1990483	24	S5021 ⁵⁸	X396	SB165	SB148
1109158	12	N/A	X346 ²⁰	N/A	SB0	1993799	12	N/A	X397	SB148	SB148
1109208	—	N/A	X291	SB65 ¹⁶	N/A	1993800	12	N/A	X397	SB148	SB148
1109251 ³⁰	12	●S100 ⁴⁷	X291	N/A ²⁴	N/A	1993829	24	S5020 ⁵⁸	X398	SB148	SB148
1109421 ³⁰	12	●S100 ⁴⁷	X265	SB65	N/A	1993881	12	S5131	X397	SB148	SB148
1109434	12	●S100 ⁴⁷	X265	N/A	N/A	1993894	12	S5148	X397	SB148	SB148
1109600	6	S612	X357	N/A	N/A	1993917	24	N/A	X398	SB148	SB148
1109616	6	N/A	X357	SB0	SB65	1998364	12	S941	X322	SB201	N/A
1109841	24	S726 ⁴³	X401	SB165	N/A	1998367	12	S941	X322	SB201	N/A
1109981	12	N/A	X346 ²⁰	SB0	SB0	10455317	12	S941	X265	SB201	N/A
1109990	12	N/A	X346 ²⁰	SB0	SB0	10478911	24	S726 ⁴³	X400	SB165	N/A
1113041	12	N/A	X291	SB0	SB0	10479003	12	S5084	N/A	SB165	SB148

● A Borg-Warner Brand "P" Version Also Available See Inside Back Cover.

¹⁶ 1st Design; 2nd Design requires SB201.

²⁰ Starters require various number of Brushes, order as needed.

²⁴ Also use SB135 Intermediate Bushing.

³⁰ This unit also uses SC212 Starter Lever.

⁴¹ For Solenoid Repair Kit use SR10.

⁴² Use SR13 for Solenoids w/Oval Face Plate; SR26 for Solenoids w/Square Face Plate.

⁴³ Use SR14 for Solenoids w/Oval Face Plate; SR27 for Solenoids w/Square Face Plate.

⁴⁴ For Solenoid Repair Kit use SR24.

⁴⁷ For Solenoid Repair Kit use SR16.

⁵⁷ For Solenoid Repair Kit use SR29.

⁵⁸ For Solenoid Repair Kit use SR30.

JOHN DEERE — Cont'd

STARTING SYSTEM PARTS — Cont'd

PARTS FOR NIPPONDENSO STARTERS

Starter Number	Volts	Starter Switch	Brush Set	Bushings	
				Drive End	Com. End
028000-3291	12	S5001	N/A	N/A	N/A

PARTS FOR PRESTOLITE STARTERS

Starter Number	Volts	Starter Switch	Brush Set	Drive End	Com. End	Starter Number	Volts	Starter Switch	Brush Set	Drive End	Com. End
MBG-4140	—	S5	X326	N/A	N/A	MZ-4175	6	S5	X326	SB64	SB59
MBG-4141	—	N/A	X326	N/A	N/A	MZ-4184	6	S5	X326	N/A	SB59
MDY-8006A	12	N/A	X332	SB106	N/A	MZ-4192	—	S5	X326	N/A	N/A
MZ-4118	6	S5	X326	SB64	SB59	MZ-4194	—	S5	X326	N/A	N/A

STARTER DRIVES

Starter Number	Part No.	Starter Number	Part No.
1107165	SD121	1114128	SD486
1107166	SD135	1114166	SD489
1107175	SD135	1114191	SD489
1107350	SD221	1114735	SD489
1107424	SD135	1114831	SD489
1107445	SD135	1114859	SD489
1107522	SD221	1114894	SD486
1107573	SD302	1990269	SD486
1107577	SD302	1990270	SD486
1107578	SD221	1990325	SD489
1107599	SD302	1990356	SD489
1107686	SD135	1990357	SD489
1107694	SD207	1990358	SD486
1107713	SD135	1990379	SD489
1107736	SD135	1990407	SD489
1107785	SD221	1990453	SD489
1107863	SD302	1990466	SD489
1107871	SD302	1990483	SD486
1107879	SD221	1993799	SD914
1108319	SD302	1993800	SD914
1108360	SD207	1993829	SD914
1108481	SD207	1993881	SD914
1109145	SD221	1993894	SD914
1109208	SD302	1993917	SD914
1109251	SD302	1998364	SD302
1109421	SD302	1998367	SD302
1109434	SD221	10455317	SD221
1113842	SD486	10478911	SD486
1113938	SD486	10479003	SD489

DETROIT DIESEL

CHARGING SYSTEM PARTS

PARTS FOR DELCO-REMY ALTERNATORS

Alternator No.	Volt	Amp	Voltage Regulator	Brush Set	Positive Diode (3 Used)	Negative Diode (3 Used)
1100077	24	65	R322	X303	N/A	N/A
1103130	12	42	●R291	N/A	SC5 ²⁷	SC113 ²⁸
1103131	12	42	●R291	N/A	SC5 ²⁷	SC113 ²⁸
1117249	24	75	R697	N/A	SC2P	SC2N

PARTS FOR DELCO-REMY GENERATORS

Generator No.	Volt	Amp	Voltage Regulator	Voltage Regulator Fuse	Brush Set	Bushing	Generator No.	Volt	Amp	Voltage Regulator	Voltage Regulator Fuse	Brush Set	Bushing
1101774	12	9	N/A	N/A	X349	GB203	1105770	32	7.5	N/A	N/A	X349	N/A
1101780	12	9	N/A	N/A	X349	GB203	1106515	24	10	N/A	N/A	X349	N/A
1102972	12	17	N/A	N/A	X228	GB203	1106516	24	10	N/A	N/A	X349	N/A
1102973	12	17	N/A	N/A	X228	GB203	1106637	12	25	R308	RF35	N/A	N/A
1105769	32	7.5	N/A	N/A	X349	N/A							

STARTING SYSTEM PARTS

PARTS FOR DELCO-REMY STARTERS

Starter Number	Volts	Starter Switch	Brush Set	Bushings		Starter Number	Volts	Starter Switch	Brush Set	Bushings	
				Drive End	Com. End					Drive End	Com. End
1108715	12	N/A	X345 ²⁰	N/A	SB141	1108861	24	N/A	X346 ²⁰	N/A	SB141
1108740	12	S905	X345 ²⁰	N/A	SB141	1108862	32	N/A	X346 ²⁰	N/A	SB141
1108801	12	N/A	X346 ²⁰	N/A	SB141	1109227	12	N/A	X346 ²⁰	N/A	SB0
1108802	12	S905	X346 ²⁰	N/A	SB141	1109339	32	N/A	X344 ²⁰	N/A	SB141
1108803	12	N/A	X346 ²⁰	N/A	SB141	1109340	32	N/A	X344 ²⁰	N/A	SB141
1108804	12	S905	X346 ²⁰	N/A	SB141	1113228	12	S120	X362	N/A	N/A
1108805	12	N/A	X346 ²⁰	N/A	SB141	1113256	24	S906	N/A	N/A	N/A
1108806	12	N/A	X346 ²⁰	N/A	SB141	1113406	12	S725 ⁴²	X362	N/A	N/A
1108812	12	N/A	X346 ²⁰	N/A	SB141	1113601	—	N/A	X291	N/A	N/A
1108851	32	N/A	X346 ²⁰	N/A	SB141	1113856	24	S726 ⁴³	X306 ²⁰	N/A	SB141
1108852	32	N/A	X346 ²⁰	N/A	SB141	1113874	24	S726 ⁴³	X306 ²⁰	N/A	SB141
1108853	32	N/A	X346 ²⁰	N/A	SB141	1113875	24	S726 ⁴³	X306 ²⁰	N/A	SB141
1108854	32	N/A	X346 ²⁰	N/A	SB141	1113877	32	S728	X306 ²⁰	N/A	SB141
1108855	24	N/A	X346 ²⁰	N/A	SB141	1113889	32	S728	X306 ²⁰	N/A	SB141
1108856	32	N/A	X346 ²⁰	N/A	SB141	1113907	24	S726 ⁴³	X306 ²⁰	N/A	SB141
1108857	24	N/A	X346 ²⁰	N/A	SB141	1114059	12	S725 ⁴²	X347 ²⁰	N/A	SB141
1108858	24	S116	X346 ²⁰	N/A	SB141	1114079	12	S725 ⁴²	X306 ²⁰	N/A	SB141
1108859	24	S116	X346 ²⁰	N/A	SB141	1114080	12	S725 ⁴²	X306 ²⁰	N/A	SB141
1108860	24	N/A	X346 ²⁰	N/A	SB141	1114770	12	S725 ⁴²	X347 ²⁰	N/A	N/A

STARTER DRIVES

Starter Number	Part No.
1113406	SD486
1113877	SD486

● A Borg-Warner Brand "P" Version Also Available See Inside Back Cover.

²⁰ Starters require various number of Brushes, order as needed.

²⁷ AC9 is a Rectifier Bridge; also use SC124 Kit.

²⁸ This unit is a Diode Trio.

⁴² Use SR13 for Solenoids w/Oval Face Plate; SR26 for Solenoids w/Square Face Plate.

⁴³ Use SR14 for Solenoids w/Oval Face Plate; SR27 for Solenoids w/Square Face Plate.

DRESSER CONSTRUCTION

STARTING SYSTEM PARTS

PARTS FOR DELCO-REMY STARTERS

Starter Number	Volts	Starter Switch	Brush Set	Bushings		Starter Number	Volts	Starter Switch	Brush Set	Bushings	
				Drive End	Com. End					Drive End	Com. End
1113276	12	S5125	X615	SB206	N/A	1990453	24	S5021 ⁵⁸	X396	SB165	SB148
1113291	24	N/A	N/A	SB206	N/A	1990463	24	S5021 ⁵⁸	X396	SB165	SB148
1113593	12	S941	X322	SB201	N/A	1990499	24	S5020 ⁵⁸	X397	SB148	SB148
1114846	24	S726 ⁴³	N/A	SB165	N/A	1993756	12	S5131	X397	SB148	SB148
1114958	24	S726 ⁴³	N/A	SB165	N/A	1993796	24	S5021 ⁵⁸	X396	SB165	SB148
1990263	24	S726 ⁴³	X400	SB165	N/A	1993879	12	S5131	X397	SB148	SB148
1990269	24	S726 ⁴³	X400	SB165	N/A	1993903	24	S5146	X398	SB148	SB148
1990416	24	N/A	X396	SB165	SB148	10478911	24	S726 ⁴³	X400	SB165	N/A

STARTER DRIVES

Starter Number	Part No.	Starter Number	Part No.
1113276	SD1649	1990463	SD486
1113593	SD302	1990499	SD914
1114846	SD486	1993756	SD914
1114958	SD486	1993796	SD489
1990263	SD486	1993879	SD914
1990269	SD486	1993903	SD914
1990416	SD486	10478911	SD486
1990453	SD489		

DROTT MFG.

CHARGING SYSTEM PARTS

PARTS FOR DELCO-REMY ALTERNATORS

Alternator No.	Volt	Amp	Voltage Regulator	Brush Set	Positive Diode (3 Used)	Negative Diode (3 Used)	Alternator No.	Volt	Amp	Voltage Regulator	Brush Set	Positive Diode (3 Used)	Negative Diode (3 Used)
1100066	12	55	R310	X302	SC2P	SC2N	1102936	12	61	●R291	X359	SC5 ²⁷	SC113 ²⁸
1100077	24	—	R322	X303	N/A	N/A	1103116	12	61	●R291	X359	SC5 ²⁷	SC113 ²⁸
1100580	12	—	●R291	X303	SC5 ²⁷	SC113 ²⁸	1103130	12	61	●R291	X359	SC5 ²⁷	SC113 ²⁸
1100689	12	42	R310	X302	SC2P	SC2N	1105422	12	55	●R291	X353	SC111 ⁴	SC113 ²⁸
1100690	12	55	R310	X302	SC2P	SC2N	1105475	24	65	R987	X303	SC117 ⁴	SC116 ²⁸
1100778	12	55	R310	X302	SC2P	SC2N							

PARTS FOR MOTOROLA ALTERNATORS

Alternator No.	Volt	Amp	Voltage Regulator	Brush Set	Positive Diode (3 Used)	Negative Diode (3 Used)	Alternator No.	Volt	Amp	Voltage Regulator	Brush Set	Positive Diode (3 Used)	Negative Diode (3 Used)
12SA115	12	—	R2000	N/A	N/A	N/A	R036587	12	—	R2000	N/A	N/A	N/A
5512737	12	—	R2000	N/A	N/A	N/A	S220983	12	—	R2000	N/A	N/A	N/A
8HC2009P	12	—	R2000	N/A	N/A	N/A	S512737	12	—	R2000	N/A	N/A	N/A
8HC3017G	12	—	R2000	X294	N/A	N/A							

● A Borg-Warner Brand "P" Version Also Available See Inside Back Cover.

⁴ This unit is a Rectifier Bridge.

²⁷ AC9 is a Rectifier Bridge; also use SC124 Kit.

²⁸ This unit is a Diode Trio.

⁴³ Use SR14 for Solenoids w/Oval Face Plate; SR27 for Solenoids w/Square Face Plate.

⁵⁸ For Solenoid Repair Kit use SR30.

DROTT — Cont'd

STARTING SYSTEM PARTS

PARTS FOR DELCO-REMY STARTERS

Starter Number	Volts	Starter Switch	Brush Set	Bushings		Starter Number	Volts	Starter Switch	Brush Set	Drive End	Com. End
				Drive End	Com. End						
1107350 ³⁰	12	●S100 ⁴⁷	X265	N/A ²⁴	N/A	1113403	24	S726 ⁴³	N/A	SB131	N/A
1107734 ³⁰	12	●S100 ⁴⁷	X265	SB65	N/A	1114077	12	S725 ⁴²	X306 ²⁰	N/A	SB141
1109143 ³⁰	12	●S100 ⁴⁷	X291	SB65	N/A	1114128	12	S725 ⁴²	X347 ²⁰	N/A	SB141
1109434	12	●S100 ⁴⁷	X265	N/A	N/A	1114704	24	S726 ⁴³	X347 ²⁰	N/A	N/A
1109979	24	S726 ⁴³	X401	SB131	N/A	1990269	24	S726 ⁴³	X400	SB165	N/A
1113098	12	S120 ⁴⁴	X291	SB148 ²⁴	SB138	1990360	24	S5021 ⁵⁸	X396	SB165	SB148
1113100	12	S120 ⁴⁴	X291	SB148	N/A	1990377	12	S5019 ⁵⁷	X395	SB165	SB148
1113183	12	S120 ⁴⁴	X291	SB148	SB138	1990435	24	S5021 ⁵⁸	X396	SB165	SB148
1113193	12	S120 ⁴⁴	X291	SB148	SB138	1990483	24	S5021 ⁵⁸	X396	SB165	SB148
1113399	12	N/A	X347 ²⁰	SB148	N/A	1993878	12	S5131	X397	SB148	SB148
1113403	24	S726 ⁴²	N/A	N/A	N/A	1993902	24	S5146	X398	SB148	SB148
1113873	24	S726 ⁴³	X306 ²⁰	N/A	SB141	10455317	12	S941	X265	SB201	N/A
1113876	24	S726 ⁴³	X306 ²⁰	N/A	SB141	10478804	12	S5019 ⁵⁷	X395	SB165	SB148
1113998	24	S726 ⁴³	X306 ²⁰	N/A	N/A	10478911	24	S726 ⁴³	X400	SB165	N/A

STARTER DRIVES

Starter Number	Part No.	Starter Number	Part No.
1107350	SD221	1114128	SD486
1107734	SD221	1114704	SD489
1109143	SD302	1990269	SD486
1109434	SD221	1990360	SD489
1109979	SD486	1990483	SD486
1113403	SD489	10455317	SD221
1113876	SD486	10478804	SD489
1113998	SD489	10478911	SD486

DUPLEX

PARTS FOR DISTRIBUTORS & COILS

Year	Cyl.	Volt	Model or Engine	For Distributor Number	Contact Assembly*						
					Heavy Duty	Heavy Duty Pierced	Con-denser	Cap	Rotor	6 Volt Coil ^{59,60}	12 Volt Coil ^{59,60}
—	6	6	Shovel Chassis, Wagon Crane, B-6427, F-6244...	IAD-6002-1F, IGE-6002-1E	A81	N/A	G124	C123	D103	E5	N/R
—	6	12	CC-15T Crane Carrier, R Highway Truck	1110176, 1112412	A40H	A40V	G102A	C16A	D10	N/R	E31
—	6	12	H-38, 39, 41 Crane Carrier	1112417, 1112704	A40H	A40V	G102A	C151	D132	N/R	●E30

● A Borg-Warner Brand "P" Version Also Available See Inside Back Cover.

* For Standard Contact Assembly see Conversion Table.

²⁰ Starters require various number of Brushes, order as needed.

²⁴ Also use SB135 Intermediate Bushing.

³⁰ This unit also uses SC212 Starter Lever.

⁴² Use SR13 for Solenoids w/Oval Face Plate; SR26 for Solenoids w/Square Face Plate.

⁴³ Use SR14 for Solenoids w/Oval Face Plate; SR27 for Solenoids w/Square Face Plate.

⁴⁴ For Solenoid Repair Kit use SR24.

⁴⁷ For Solenoid Repair Kit use SR16.

⁵⁷ For Solenoid Repair Kit use SR29.

⁵⁸ For Solenoid Repair Kit use SR30.

⁵⁹ When Coil Bracket is required, refer to Illustrated Bracket Guide.

⁶⁰ For Epoxy Coils see Conversion Table.

DUPLEX — Cont'd

CHARGING SYSTEM PARTS

PARTS FOR DELCO-REMY
GENERATORS

Generator No.	Volt	Amp	Voltage Regulator	Voltage Regulator Fuse	Brush Set	Bushing
1102040.....	12	—	R153	RF35	X270	N/A
1102044.....	12	—	R153	RF35	X270	N/A
1106822.....	12	—	R187	N/A	X263	N/A

PARTS FOR PRESTOLITE
GENERATORS

Generator No.	Volt	Amp	Voltage Regulator	Voltage Regulator Fuse	Brush Set	Bushing
GEG-4811A....	6	—	R118	RF45	N/A	N/A
GGU-6007A....	6	—	N/A	N/A	X260	N/A
GHD-6001Q...	6	15	N/A	N/A	X324	GB202
GJB-6001A....	6	35	R118	RF45	N/A	N/A

STARTING SYSTEM PARTS

PARTS FOR DELCO-REMY
STARTERS

Starter Number	Volts	Starter Switch	Brush Set	Bushings	
				Drive End	Com. End
1106780.....	12	●S100 ⁴⁷	X265	SB65	S80
1107811.....	12	N/A	N/A	SB137	SB138
1113040.....	12	N/A	X291	SB137	SB138

PARTS FOR PRESTOLITE STARTERS

Starter Number	Volts	Starter Switch	Brush Set	Bushings	
				Drive End	Com. End
MCL-6009.....	6	N/A	X326	SB136	N/A
ML-4312.....	6	S79	X329	SB136	N/A
ML-4319.....	12	S72	X329	SB140	N/A

EARTH MASTER

PARTS FOR DISTRIBUTORS & COILS

Year	Cyl.	Volt	Model or Engine	For Distributor Number	Contact Assembly*						
					Heavy Duty	Heavy Duty Pierced	Con-denser	Cap	Rotor	6 Volt Coil ^{59,60}	12 Volt Coil ^{59,60}
—	4	6	C, CH, CN, CNH, D, DH ..	IAD-6003-2A	A81	N/A	G124	C110	D121	E5	N/R

● A Borg-Warner Brand "P" Version Also Available See Inside Back Cover.

* For Standard Contact Assembly see Conversion Table.

⁴⁷ For Solenoid Repair Kit use SR16.

⁵⁹ When Coil Bracket is required, refer to Illustrated Bracket Guide.

⁶⁰ For Epoxy Coils see Conversion Table.

EARTH MASTER — Cont'd

CHARGING SYSTEM PARTS

PARTS FOR PRESTOLITE
GENERATORS

Generator No.	Volt	Amp	Voltage Regulator	Voltage Regulator Fuse	Brush Set	Bushing
GAS-4169A	6	—	R12	N/A	N/A	N/A

STARTING SYSTEM PARTS

PARTS FOR PRESTOLITE STARTERS

Starter Number	Volts	Starter Switch	Brush Set	Drive End	Bushings Com. End
MZ-4145	6	S5	X326	SB136	SB59

EARTH MOVING EQUIPMENT DIVISION;
GMC

CHARGING SYSTEM PARTS

PARTS FOR DELCO-REMY
ALTERNATORS

Alternator No.	Volt	Amp	Voltage Regulator	Brush Set	Positive Diode (3 Used)	Negative Diode (3 Used)
1100690 ²⁶	12	55	R310	X302	SC2P	SC2N
1100750 ²⁶	12	61	●R281	X302	SC2P	SC2N
1117756	12	62	R293	X355	N/A	N/A
1117763	12	62	R293	X355	N/A	N/A
1117774	24	30	R294	X355	N/A	N/A

PARTS FOR DELCO-REMY
GENERATORS

Generator No.	Volt	Amp	Voltage Regulator Fuse	Brush Set	Bushing
1102287	12	25	R308	RF35	X270
1106867	24	26	R311	N/A	X263
1106987	12	35	N/A	RF35	X263

STARTING SYSTEM PARTS

PARTS FOR DELCO-REMY STARTERS

Starter Number	Volts	Starter Switch	Brush Set	Drive End	Bushings Com. End	Starter Number	Volts	Starter Switch	Brush Set	Drive End	Bushings Com. End
1107350 ³⁰	12	●S100 ⁴⁷	X265	N/A ²⁴	N/A	1113098	12	S120 ⁴⁴	X291	SB148 ²⁴	SB138
1107679 ³⁰	12	●S100 ⁴⁷	X265	SB102	N/A	1113824	24	S726 ⁴³	X306 ²⁰	N/A	SB141
1107710 ³⁰	12	●S100 ⁴⁷	X265	SB102	N/A	1113876	24	S726 ⁴³	X306 ²⁰	N/A	SB141
1109977	24	S726 ⁴³	N/A	N/A	N/A	1113938	24	S726 ⁴³	X306 ²⁰	N/A	SB141

● A Borg-Warner Brand "P" Version Also Available See Inside Back Cover.

²⁰ Starters require various number of Brushes, order as needed.

²⁴ Also use SB135 Intermediate Bushing.

²⁶ This unit also uses G80 Alternator Capacitor.

³⁰ This unit also uses SC212 Starter Lever.

⁴³ Use SR14 for Solenoids w/Oval Face Plate; SR27 for Solenoids w/Square Face Plate.

⁴⁴ For Solenoid Repair Kit use SR24.

⁴⁷ For Solenoid Repair Kit use SR16.

EARTH MOVING DIV. — Cont'd

STARTING SYSTEM PARTS — Cont'd

PARTS FOR DELCO-REMY STARTERS — Cont'd

Starter Number	Volts	Starter Switch	Brush Set	Drive End	Bushings		Starter Number	Volts	Starter Switch	Brush Set	Drive End	Bushings	
					Com. End	Com. End						Com. End	Com. End
1113968	24	S726 ⁴³	X306 ²⁰	N/A	SB141		1114095	24	S725 ⁴²	X306 ²⁰	N/A	SB141	
1113980	24	S726 ⁴³	X306 ²⁰	N/A	SB141								

STARTER DRIVES

Starter Number	Part No.	Starter Number	Part No.
1107350	SD221	1113938	SD486
1109977	SD486	1113968	SD486
1113824	SD486	1113980	SD486
1113876	SD486	1114095	SD486

SWITCHES & RELAYS

Year	Model or Engine	Part No.
DIMMER SWITCH		
1969-68	S-24, ST-24 Scraper	DS118

EATON CORP.

(Includes Automatic Transportation, Yale & Towne)

PARTS FOR ELECTRONIC IGNITION

Year	Cyl.	Model or Engine	For Distributor Number	Reluctor	Sensor	Control Module	Cap	Rotor	12 Volt Coil ^{59,60}
1981-76	4	Mazda Eng.	IDJ-4010	N/A	ME14	CBE8	C207	D181	●E30
1979-77	6	225 Chrysler Eng.	IDJ-4011	N/A	ME14	CBE8	●C190	D156	●E30
1979-76	4	Ford 172, 192 Eng.	IDJ-4006, 15	N/A	ME14	CBE8	C207	D181	●E30
1977-76	4	Cont. F-163 Eng.	IDJ-4008	N/A	ME14	CBE8	C207	D181	●E30

PARTS FOR DISTRIBUTORS & COILS

Year	Cyl.	Volt	Model or Engine	For Distributor Number	Contact Assembly*			Cap	Rotor	6 Volt Coil ^{59,60}	12 Volt Coil ^{59,60}
					Heavy Duty	Heavy Duty Pierced	Con-denser				
1982-75	4	12	GC, GP-20, 30, 35, 40 w/Mazda Eng.	9022313-00	A529	N/A	N/A	N/A	D735	N/A	N/A
1975-69	6	—	G83 (Chrysler H-225 Eng.)	IDD-4301	N/R	N/R	N/R	●C190	D156	N/A	N/A
1975-68	4	12	Cont. F-163 Eng.	IDD-4101A	N/R	N/R	N/R	C204 ⁵	D181 ⁵	N/A	N/A
1974-73	4	—	Mazda Eng.	IDD-4106	N/R	N/R	N/R	C202	D179	N/A	N/A

● A Borg-Warner Brand "P" Version Also Available See Inside Back Cover.

* For Standard Contact Assembly see Conversion Table.

⁵ This Cap & Rotor must be used together.

²⁰ Starters require various number of Brushes, order as needed.

⁴² Use SR13 for Solenoids w/Oval Face Plate; SR26 for Solenoids w/Square Face Plate.

⁴³ Use SR14 for Solenoids w/Oval Face Plate; SR27 for Solenoids w/Square Face Plate.

⁵⁹ When Coil Bracket is required, refer to Illustrated Bracket Guide.

⁶⁰ For Epoxy Coils see Conversion Table.

EATON — Cont'd

PARTS FOR DISTRIBUTORS & COILS — Cont'd

Year	Cyl.	Volt	Model or Engine	For Distributor Number	Contact Assembly*			Cap	Rotor	6 Volt Coil ^{59,60}	12 Volt Coil ^{59,60}
					Heavy Duty	Heavy Duty Pierced	Con-denser				
1974-68	4	—	IHC, UC-135 Eng.....	IDD-4102	N/R	N/R	N/R	C202	D179	N/A	N/A
1974-68	6	12	G-51C, P-030 Thru 100 (Chrysler 30 Eng.)	IDD-4201	N/R	N/R	N/R	C123	D103	N/A	N/A
1969	6	—	Lift Truck	IBD-4009UT	A81	N/A	G124	N/A	D183	N/A	N/A
1968-67	6	12	GLF, GLFP, GLFQ, GLT....	1112737	A40H	A40V	G102A	N/A	D132	N/R	E502
1966-65	4	6&12	GLF, GLFP, GLFW, GLT....	1112637	A103M	●A109V	●G126	C167	●D152	E5	E502 ¹
1964-61	4	12	GLF, GLFP, GLFW, GLT....	1112604	A40H	A40V	G102A	C150	D10	N/R	E40
1963	4	6	All	IAD-4043	A81	N/A	G124 ²	C110	D121	E5	E502 ¹
1962-55	4	6	Cont. F-162 Eng.....	IAD-6004-ID	A81	N/A	G124 ²	C110	D121	E5	N/R
1961-58	4	6&12	GP52, V2024.....	1110412	A124H	N/A	G102A	N/A	D8	E1	E40
1960-55	6	6&12	All	IAD-4039-1	A81	N/A	G124 ²	C123	D103	E5	E502 ¹

CHARGING SYSTEM PARTS

PARTS FOR DELCO-REMY ALTERNATORS

Alternator No.	Volt	Amp	Voltage Regulator	Brush Set	Positive Diode (3 Used)	Negative Diode (3 Used)
1100720	12	32	R310	X302	SC2P	SC2N
1100751	12	22	R310	X302	SC2P	SC2N

PARTS FOR MITSUBISHI ALTERNATORS

Alternator No.	Volt	Amp	Voltage Regulator	Brush Set	Diode	Rectifier
4894-18-300B, D	12	—	R989	N/A	N/A	N/A
A001T21397	12	—	R989	N/A	N/A	N/A

PARTS FOR MOTOROLA ALTERNATORS

Alternator No.	Volt	Amp	Voltage Regulator	Brush Set	Positive Diode (3 Used)	Negative Diode (3 Used)	Alternator No.	Volt	Amp	Voltage Regulator	Brush Set	Positive Diode (3 Used)	Negative Diode (3 Used)
103060	12	—	R326	N/A	N/A	N/A	A12P550	12	—	R342	N/A	N/A	N/A
2078283	12	—	R326	N/A	N/A	N/A	12N37+5-151	12	—	R326	N/A	N/A	N/A
81033500	12	—	R326	N/A	N/A	N/A	M12N37+5-						
A12-800	12	—	R342	N/A	N/A	N/A	151	12	—	R326	N/A	N/A	N/A
A12P451	12	—	R342	N/A	N/A	N/A	RA12N451	12	—	R326	N/A	N/A	N/A

PARTS FOR PRESTOLITE ALTERNATORS

Alternator No.	Volt	Amp	Voltage Regulator	Brush Set	Positive Diode (3 Used)	Negative Diode (3 Used)	Alternator No.	Volt	Amp	Voltage Regulator	Brush Set	Positive Diode (3 Used)	Negative Diode (3 Used)
ALE-5201SS	12	40	R312	X604	N/A	N/A	ALK-7211S	12	—	R707	N/A	N/A	N/A
ALF-5101S	12	35	R312	N/A	N/A	N/A	ALK-7221A	12	—	R707	N/A	N/A	N/A
ALF-5201S	12	35	R312	X604	N/A	N/A	ALK-7221S	12	—	R707	N/A	N/A	N/A
ALH-6306S	12	55	R632	N/A	N/A	N/A	ALK-7306S	12	35	R628	N/A	N/A	N/A
ALH-7306S	12	55	R632	N/A	N/A	N/A	ALK-7321S	12	—	R628	N/A	N/A	N/A
ALH-7322S	12	—	R632	N/A	N/A	N/A	ANC-7601S	12	—	R631	N/A	N/A	N/A
ALK-6211S	12	—	R707	N/A	N/A	N/A	ANC-7620S	12	—	R631	N/A	N/A	N/A
ALK-6221S	12	—	R707	N/A	N/A	N/A	ANL-6601S	12	—	R632	N/A	N/A	N/A
ALK-6306	12	35	R628	N/A	N/A	N/A	ANL-6620S	12	—	R632	N/A	N/A	N/A
ALK-6321	12	—	R628	N/A	N/A	N/A	ANL-7601S	12	—	R632	N/A	N/A	N/A
ALK-7211A	12	—	R707	N/A	N/A	N/A	ANL-7620S	12	—	R632	N/A	N/A	N/A

● A Borg-Warner Brand "P" Version Also Available See Inside Back Cover.

* For Standard Contact Assembly see Conversion Table.

¹ If 12 Volt with Resistor use E38 & RU12 Resistor.

² For Strap type use G136.

⁵⁹ When Coil Bracket is required, refer to Illustrated Bracket Guide.

⁶⁰ For Epoxy Coils see Conversion Table.

EATON — Cont'd

CHARGING SYSTEM PARTS — Cont'd

PARTS FOR DELCO-REMY GENERATORS

Generator No.	Volt	Amp	Voltage Regulator	Voltage Regulator Fuse	Brush Set	Bushing	Generator No.	Volt	Amp	Voltage Regulator	Voltage Regulator Fuse	Brush Set	Bushing
1102044.....	12	30	R153	RF35	X270	N/A	1102210.....	12	35	R153	RF35	X270	N/A
1102062.....	12	14	R317	N/A	X270	N/A	1102799.....	12	18	N/A	N/A	X228	GB203
1102072.....	12	20	R308	RF35	X270	N/A	1102833.....	6	18	N/A	N/A	X349	GB203

PARTS FOR PRESTOLITE GENERATORS

Generator No.	Volt	Amp	Voltage Regulator	Voltage Regulator Fuse	Brush Set	Bushing	Generator No.	Volt	Amp	Voltage Regulator	Voltage Regulator Fuse	Brush Set	Bushing
GGE-4809B.....	6	14	R704	RF35	N/A	GB200	GJC-7012S-1.....	12	30	R185	RF35	X275	GB204
GGE-4809S.....	6	14	R704	RF35	N/A	GB200	GJT-7101DN.....	12	25	R230	RF35	X275	GB204
GGW-6001Y.....	6	40	R118	RF45	X260	GB202	GJT-7301EN.....	12	10	N/A	N/A	X275	GB204
GGW-6014S-1....	6	45	R142(P)	RF45			GJT-7301SN.....	12	10	N/A	N/A	X275	GB204
			R170(N)	RF45	X260	N/A	GJU-7101B.....	12	15	N/A	N/A	X275	GB204
GGW-6022S.....	6	17	R704	RF35	X260	N/A	GJU-7101S.....	12	15	N/A	N/A	X275	GB204
GJC-6003S-1.....	12	30	R185	RF35	X275	N/A	GKH-7101AT.....	12	20	N/A	N/A	X275	GB204
GJC-7002S.....	12	35	R185	RF35	X275	GB204							

STARTING SYSTEM PARTS

PARTS FOR DELCO-REMY STARTERS

Starter Number	Volts	Starter Switch	Brush Set	Bushings	
				Drive End	Com. End
1107379 ³⁰	12	●S100 ⁴⁷	X265	SB65	N/A
1107827.....	6	N/A	X399	SB0	N/A
1107839.....	12	N/A	X399	SB137	SB138

PARTS FOR PRESTOLITE STARTERS

Starter Number	Volts	Starter Switch	Brush Set	Bushings		Starter Number	Volts	Starter Switch	Brush Set	Bushings	
				Drive End	Com. End					Drive End	Com. End
MBG-4015.....	12	N/A	X326	SB64 ²⁵	N/A	MDT-7013.....	12	N/A	X332	SB136	N/A
MCL-6131.....	6	S79	X330	SB136	N/A	MDT-7018.....	12	N/A	X332	SB136	N/A
MDT-6010.....	12	S72	X331	SB136	N/A	MDT-7023.....	12	N/A	X332	SB136	N/A
MDT-6012.....	12	S93	X331	SB64	N/A	MDT-7024.....	12	N/A	X332	SB136	N/A
MDT-6012T.....	12	N/A	X331	SB64	N/A	MDT-7025.....	12	N/A	X332	SB136	N/A
MDT-6013.....	12	N/A	X331	SB64	N/A	MDU-6019.....	12	S93	X331	SB64	N/A
MDT-6013A.....	12	N/A	X331	SB64	N/A	MDU-6020.....	12	N/A	X332	SB106	N/A
MDT-6021.....	12	S93	X331	SB64	N/A	MDY-6104.....	12	N/A	X331	N/A	N/A
MDT-6023T.....	12	N/A	X331	SB64	N/A	MZ-4046.....	6	S57	X326	SB64 ²⁵	N/A

SWITCHES & RELAYS

Year	Model or Engine	Part No.
HORN RELAY		
1968-65	GLF, GLFP, GLFW, GLT.....	R132

● A Borg-Warner Brand "P" Version Also Available See Inside Back Cover.

²⁵ Also use SB136 Intermediate Bushing.

³⁰ This unit also uses SC212 Starter Lever.

⁴⁷ For Solenoid Repair Kit use SR16.

(P) Positive Ground.

(N) Negative Ground.

ELGIN SWEEPER

PARTS FOR DISTRIBUTORS & COILS

Year	Cyl.	Volt	Model or Engine	For Distributor Number	Contact Assembly*			Cap	Rotor	6 Volt Coil ^{59,60}	12 Volt Coil ^{59,60}
					Heavy Duty	Heavy Duty Pierced	Con-denser				
1977-71	8	12	Pelican, White Wing w/UV-345	1110635	A72	N/A	G102A	C145	D134	N/R	●E30 ³
1970	8	12	Pelican, White Wing w/UV-345	1112744	●A120	A120V	●G120A	●C158	D137R	N/R	●E30 ³
1969-65	8	12	"H" Street King, Pelican, White Wing, Fleet Wing w/UV-345	1112744	●A120	A120V	●G120A	●C158	D137R	N/R	●E30 ³
1964-63	8	12	"H" Street King w/UV-345	1112744	●A120	A120V	●G120A	●C158	D137R	N/R	●E30 ³
1958-57	6	12	"H" Street King	1112416	A40H	A40V	G102A	C151	D132	N/R	●E30 ³
1957	6	6	"H" Street King	1112355	A40H	A40V	G102A	C16	D10	E1	N/R
1955	6	6	Street King	1112400	A40H	A40V	G102A	C151	D132	E1	N/R
1954	6	6	81 Sweeper	1110198	A40H	A40V	G102A	C16A	N/A	E1	N/R
1953-49	6	6	20 Sweeper	1110108	A40H	A40V	G102A	C16A	N/A	E1	N/R

CHARGING SYSTEM PARTS

PARTS FOR DELCO-REMY ALTERNATORS

Alternator No.	Volt	Amp	Voltage Regulator	Brush Set	Positive Diode (3 Used)	Negative Diode (3 Used)	Alternator No.	Volt	Amp	Voltage Regulator	Brush Set	Positive Diode (3 Used)	Negative Diode (3 Used)
1100581	12	—	●R291	N/A	SC5 ²⁷	SC113 ²⁸	1100750 ²⁶	12	61	R310	X302	SC2P	SC2N
1100629 ²⁶	12	42	R310	X285	SC2P	SC2N	1103116	12	61	●R291	X359	SC5 ²⁷	SC113 ²⁸
1100630 ²⁶	12	32	R310	X285	SC2P	SC2N	1117754	12	62	R293	X368	N/A	N/A
1100690 ²⁶	12	55	R310	X302	SC2P	SC2N							

PARTS FOR DELCO-REMY GENERATORS

Generator No.	Volt	Amp	Voltage Regulator	Voltage Regulator Fuse	Brush Set	Bushing	Generator No.	Volt	Amp	Voltage Regulator	Voltage Regulator Fuse	Brush Set	Bushing
1102059	12	30	R153	RF35	X270	N/A	1105895	6	50	N/A	N/A	X353	N/A
1102309	12	40	R181	N/A	X270	N/A	1106757	6	55	N/A	N/A	X263	N/A
1102720	6	30	R129	RF35	X228	N/A	1106821	12	40	R236	RF45	X263	N/A
1102793	6	45	R136	RF45	X270	N/A	1106822	12	50	R187	N/A	X263	N/A
1102825	6	45	R128	RF45	X270	N/A	1106987	12	35	N/A	N/A	X263	N/A
1105877	6	40	R128	RF45	X228	N/A							

● A Borg-Warner Brand "P" Version Also Available See Inside Back Cover.

* For Standard Contact Assembly see Conversion Table.

³ For Resistor use RU4.

²⁶ This unit also uses G80 Alternator Capacitor.

²⁷ AC9 is a Rectifier Bridge; also use SC124 Kit.

²⁸ This unit is a Diode Trio.

⁵⁹ When Coil Bracket is required, refer to Illustrated Bracket Guide.

⁶⁰ For Epoxy Coils see Conversion Table.

ELGIN — Cont'd

STARTING SYSTEM PARTS

PARTS FOR DELCO-REMY STARTERS

Starter Number	Volts	Starter Switch	Brush Set	Bushings		Starter Number	Volts	Starter Switch	Brush Set	Bushings	
				Drive End	Com. End					Drive End	Com. End
1107350 ³⁰	12	●S100 ⁴⁷	X265	N/A ²⁴	N/A	1107960	6	S83 ³⁷	X145	SB138 ²⁴	N/A
1107434	6	N/A	X145	SB137	SB138	1108042	6	S83 ³⁷	X145	SB65	N/A
1107678 ³⁰	12	●S100 ⁴⁷	X265	SB102	N/A	1108438	—	N/A	X265	N/A ²⁴	N/A
1107679 ³⁰	12	●S100 ⁴⁷	X265	SB102	N/A	1113098	12	S120 ⁴⁴	X291	SB148 ²⁴	SB138
1107710 ³⁰	12	●S100 ⁴⁷	X265	SB102	N/A	1113193	12	S120 ⁴⁴	X291	SB148	SB138

STARTER DRIVES

Starter Number	Part No.
1107350	SD221
1108438	SD221

SWITCHES & RELAYS

Year	Model or Engine	Part No.
HORN RELAY		
1977-65	Educator, Pelican, White Wing	R132
1969-65	"H" Street King, Fleet Wing	R132
1964-59	"H" Street King, "J" White Wing, Educator	R132
1958-57	"H" Street King 12 Volt	R132
1957	"H" Street King 6 Volt	R102

EUCLID

PARTS FOR DISTRIBUTORS & COILS

Year	Cyl.	Volt	Model or Engine	For Distributor Number	Contact Assembly*			Rotor	6 Volt Coil ^{59,60}	12 Volt Coil ^{59,60}	
					Heavy Duty	Heavy Pierced	Con-denser Cap				
1960-59	4	12	Shovel loader 4-VPM	1111713	A40H	A40V	G102A	C150	D10	N/R	E502

CHARGING SYSTEM PARTS

PARTS FOR DELCO-REMY ALTERNATORS

Alternator No.	Volt	Amp	Voltage Regulator	Brush Set	Positive Diode	Negative Diode	Alternator No.	Volt	Amp	Voltage Regulator	Brush Set	Positive Diode	Negative Diode
					(3 Used)	(3 Used)						(3 Used)	(3 Used)
1100653	12	42	N/A	N/A	SC2P	SC2N	1117756	12	62	R293	X355	N/A	N/A
1117083	12	60	R293	N/A	N/A	N/A	1117763, 64	12	62	R293	X355	N/A	N/A
1117093	12	60	R293	N/A	N/A	N/A	1117774	24	30	R294	X355	N/A	N/A
1117094	12	85	R293	N/A	N/A	N/A							

● A Borg-Warner Brand "P" Version Also Available See Inside Back Cover.

* For Standard Contact Assembly see Conversion Table.

²⁴ Also use SB135 Intermediate Bushing.

³⁰ This unit also uses SC212 Starter Lever.

³⁷ For Solenoid Repair Kit use SR15.

⁴⁴ For Solenoid Repair Kit use SR24.

⁴⁷ For Solenoid Repair Kit use SR16.

⁵⁹ When Coil Bracket is required, refer to Illustrated Bracket Guide.

⁶⁰ For Epoxy Coils see Conversion Table.

EUCLID — Cont'd

CHARGING SYSTEM PARTS — Cont'd

PARTS FOR DELCO-REMY GENERATORS

Generator No.	Volt	Amp	Voltage Regulator	Voltage Regulator Fuse	Brush Set	Bushing	Generator No.	Volt	Amp	Voltage Regulator	Voltage Regulator Fuse	Brush Set	Bushing
1102023	12	25	R308	RF35	X270	N/A	1106764	6	45	R128	RF45	X263	N/A
1102024	12	25	R308	RF35	X270	N/A	1106769	6	45	R128	RF45	X263	N/A
1102040	12	30	R153	RF35	X270	N/A	1106805	12	50	R187	N/A	X263	N/A
1102102	12	25	R308	RF35	X270	N/A	1106821	12	40	R236	RF45	X263	N/A
1102287	12	25	R308	RF35	X270	N/A	1106833	12	40	R236	RF45	X263	N/A
1102288	12	25	R308	RF35	X270	N/A	1106851	24	20	R311	N/A	X263	N/A
1102306	12	35	R153	RF35	X270	N/A	1106855	24	20	R311	N/A	X263	N/A
1102731	6	40	R128	RF45	X228	GB203	1106856	24	20	R311	N/A	X263	N/A
1102950	12	20	R308	RF35	X228	GB203	1106867	24	20	R311	N/A	X263	N/A
1102973	12	17	N/A	N/A	X228	GB203	1106868	24	20	R311	N/A	X263	N/A
1102983	12	20	N/A	N/A	X228	GB203	1106892	24	20	R311	N/A	X263	N/A
1105112	12	24	R153	RF35	X270	N/A	1106899	12	50	R187	N/A	X263	N/A
1105114, 44	12	24	N/A	N/A	X270	N/A	1106940	12	50	R187	N/A	X263	N/A
1105213, 22	24	18	N/A	N/A	X353	N/A	1106970	24	20	R311	N/A	X263	N/A
1106518	24	10	N/A	N/A	X349	N/A	1106987	12	35	N/A	N/A	X263	N/A
1106758	6	45	R128	RF45	X263	N/A	1106991	12	55	R309	N/A	X263	N/A

STARTING SYSTEM PARTS

PARTS FOR DELCO-REMY STARTERS

Starter Number	Volts	Starter Switch	Brush Set	Drive End	Com. End	Bushings					
						Starter Number	Volts	Starter Switch	Brush Set	Drive End	Com. End
736G	6	N/A	X145	SB0	N/A	1113707	24	S116	X346 ²⁰	N/A	SB141
806	24	N/A	X344 ²⁰	N/A	N/A	1113708	24	S116	X346 ²⁰	N/A	SB141
868	24	S116	X344 ²⁰	N/A	N/A	1113710	24	S116	X346 ²⁰	N/A	SB141
876	24	N/A	X344 ²⁰	N/A	N/A	1113824	24	S726 ⁴³	X306 ²⁰	N/A	SB141
1107761	12	N/A	X265	SB138 ²⁴	SB138	1113842	24	S726 ⁴³	X306 ²⁰	N/A	SB141
1108175	12	N/A	X399	SB137	N/A	1113849	24	S726 ⁴³	X306 ²⁰	N/A	SB141
1108802	12	S905	X346 ²⁰	N/A	SB141	1113851	24	S726 ⁴³	X306 ²⁰	N/A	SB141
1108836	12	S905	X346 ²⁰	N/A	SB141	1113872	24	S726 ⁴³	X306 ²⁰	N/A	SB141
1108857	24	N/A	X346 ²⁰	N/A	SB141	1113873	24	S726 ⁴³	X306 ²⁰	N/A	SB141
1108858	24	S116	X346 ²⁰	N/A	SB141	1113876	24	S726 ⁴³	X306 ²⁰	N/A	SB141
1108863	24	S116	X346 ²⁰	N/A	SB141	1114002	12	S905	X346 ²⁰	N/A	SB141
1108873	24	S116	X346 ²⁰	N/A	SB141	1114012	12	S905	X346 ²⁰	N/A	SB141
1108882	24	S116	X346 ²⁰	N/A	SB141	1114022	12	S905	X346 ²⁰	N/A	SB141
1109807	12	S905	X346 ²⁰	N/A	SB141	1114025	12	S905	X346 ²⁰	N/A	SB141
1109808	12	N/A	X346 ²⁰	N/A	SB141	1114026	12	N/A	X346 ²⁰	N/A	SB141
1109812	12	S905	X346 ²⁰	N/A	SB141	1114082	12	S725 ⁴²	X306 ²⁰	N/A	SB141
1109961	24	S726 ⁴³	X401	N/A	N/A	1114084	12	S725 ⁴²	X306 ²⁰	N/A	SB141
1109965	24	S726 ⁴³	X401	N/A	N/A	1114085	12	S725 ⁴²	X306 ²⁰	N/A	SB141
1109977	24	S726 ⁴³	X401	N/A	N/A	1114092	12	S725 ⁴²	X306 ²⁰	N/A	SB141
1113100	12	S120 ⁴⁴	X291	SB148	N/A	1114095	12	S725 ⁴²	X306 ²⁰	N/A	SB141
1113706	24	N/A	X346 ²⁰	N/A	SB141	1114099	12	S725 ⁴²	X306 ²⁰	N/A	SB141

STARTER DRIVES

Starter Number	Part No.	Starter Number	Part No.
1107761	SD570	1113842	SD486
1109961	SD486	1113849	SD486
1109965	SD486	1113851	SD486
1109977	SD486	1113872	SD486
1113100	SD282	1113876	SD486
1113824	SD486	1114022	SD486

²⁰ Starters require various number of Brushes, order as needed.

²⁴ Also use SB135 Intermediate Bushing.

⁴² Use SR13 for Solenoids w/Oval Face Plate; SR26 for Solenoids w/Square Face Plate.

⁴³ Use SR14 for Solenoids w/Oval Face Plate; SR27 for Solenoids w/Square Face Plate.

⁴⁴ For Solenoid Repair Kit use SR24.

EUCLID — Cont'd

STARTING SYSTEM PARTS — Cont'd

STARTER DRIVES — Cont'd

Starter Number	Part No.	Starter Number	Part No.
1114082	SD486	1114092	SD486
1114084	SD486	1114095	SD486
1114085	SD486	1114099	SD486

SWITCHES & RELAYS

Year	Model or Engine	Part No.
DIMMER SWITCH		
1966-49	All	DS118
STOPLIGHT SWITCH		
1962-59	1QMP Front End Loader	S194

EVANS

Determine model and engine, then refer to the Wisconsin Engine section for parts used.

FAGEOL PRODUCTS

(Div. of Twin Coach)

PARTS FOR DISTRIBUTORS & COILS

Year	Cyl.	Volt	Model or Engine	For Distributor Number	Contact Assembly*			Cap	Rotor	6 Volt Coil ^{59,60}	12 Volt Coil ^{59,60}
					Heavy Duty	Heavy Duty Pierced	Con-denser				
—	4	6	Ind. Crosley Eng.....	IGW-4181C, IGW-4401	A70	N/A	G127	C131	N/A	E5	N/R

CHARGING SYSTEM PARTS

PARTS FOR PRESTOLITE GENERATORS

Generator No.	Volt	Amp	Voltage Regulator	Voltage Regulator Fuse	Brush Set	Bushing
GDZ-4806B	6	—	R118	RF45	X260	N/A

STARTING SYSTEM PARTS

PARTS FOR PRESTOLITE STARTERS

Starter Number	Volts	Starter Switch	Brush Set	Drive End	Bushings
					Com. End
MZ-4147	6	S62	X326	SB150	SB59

* For Standard Contact Assembly see Conversion Table.

⁶⁰ For Epoxy Coils see Conversion Table.

⁵⁹ When Coil Bracket is required, refer to Illustrated Bracket Guide.

FAIRBANKS-MORSE

CHARGING SYSTEM PARTS

PARTS FOR DELCO-REMY ALTERNATORS

Alternator No.	Volt	Amp	Voltage Regulator	Brush Set	Positive Diode (3 Used)	Negative Diode (3 Used)
1117095	24	30	R294	N/A	N/A	N/A
1117096	24	60	R294	N/A	N/A	N/A
1117097	32	30	R694	N/A	N/A	N/A

PARTS FOR DELCO-REMY GENERATORS

Generator No.	Volt	Amp	Voltage Regulator	Voltage Regulator Fuse	Brush Set	Bushing
1103031	24	10	N/A	N/A	X270	N/A

STARTING SYSTEM PARTS

PARTS FOR DELCO-REMY STARTERS

Starter Number	Volts	Starter Switch	Brush Set	Bushings		Starter Number	Volts	Starter Switch	Brush Set	Bushings	
				Drive End	Com. End					Drive End	Com. End
1113637	12	S120 ⁴⁴	X291	SB148	SB138	1113899	32	S728	X306 ²⁰	N/A	SB141
1113853	24	S726 ⁴³	X306 ²⁰	N/A	SB141	1113939	32	S728	X306 ²⁰	N/A	SB141
1113895	24	S726 ⁴³	X306 ²⁰	N/A	SB141						

PARTS FOR PRESTOLITE STARTERS

Starter Number	Volts	Starter Switch	Brush Set	Bushings	
				Drive End	Com. End
MAY-4138	12	N/A	N/A	SB136 ²⁵	N/A
MBJ-4118	12	N/A	N/A	SB140	N/A

STARTER DRIVES

Starter Number	Part No.	Starter Number	Part No.
1113637	SD282	1113899	SD486
1113895	SD486	1113939	SD489

FAIRMONT RAILWAY MOTORS

PARTS FOR DISTRIBUTORS & COILS

Year	Cyl.	Volt	Model or Engine	For Distributor Number	Contact Assembly*			Cap	Rotor	6 Volt Coil ^{59,60}	12 Volt Coil ^{59,60}
					Heavy Duty	Heavy Duty Pierced	Con-denser				
1963-61	4	6	A3-C, A3-D	IGW4301	A70	N/A	G127	N/A ⁷	D91B	E5	N/R
1961-54	4	6	A5, A7-A	625F	A124H	N/A	G102A	C77	D8	E1	N/R
1959-55	4	6&12	Wauk. ICK Eng.	IGW-4118A	A70	N/A	G127	C131	D91B	E5	E502 ¹

* For Standard Contact Assembly see Conversion Table.

¹ If 12 Volt with Resistor use E38 & RU12 Resistor.

⁷ Also use C21A Cap Cover.

²⁰ Starters require various number of Brushes, order as needed.

²⁵ Also use SB136 Intermediate Bushing.

⁴³ Use SR14 for Solenoids w/Oval Face Plate; SR27 for Solenoids w/Square Face Plate.

⁴⁴ For Solenoid Repair Kit use SR24.

⁵⁹ When Coil Bracket is required, refer to Illustrated Bracket Guide.

⁶⁰ For Epoxy Coils see Conversion Table.

FAIRMONT — Cont'd

PARTS FOR DISTRIBUTORS & COILS — Cont'd

Year	Cyl.	Volt	Model or Engine	For Distributor Number	Contact Assembly*						
					Heavy Duty	Heavy Duty Pierced	Con-denser	Cap	Rotor	6 Volt Coil ^{59,60}	12 Volt Coil ^{59,60}
—	6	6	M-22-E-2 Discing & Scarfing Mech.	1111773	A40H	A40V	G102A	C16A	D10	E1	E40

CHARGING SYSTEM PARTS

PARTS FOR MOTOROLA ALTERNATORS

Alternator No.	Volt	Amp	Voltage Regulator	Brush Set	Positive Diode (3 Used)	Negative Diode (3 Used)
8AR2007	12	—	R326	N/A	N/A	N/A
12N37A	12	—	R326	N/A	N/A	N/A
12N51	12	—	R326	N/A	N/A	N/A
RA12451D	12	—	R326	N/A	N/A	N/A

PARTS FOR PRESTOLITE GENERATORS

Generator No.	Volt	Amp	Voltage Regulator	Voltage Regulator Fuse	Brush Set	Bushing
GAS-4148-1	6	7	R621	RF35	X323	N/A
GAS-4198-1	6	7	R621	RF35	X323	N/A
GBM-4814A-1	6	18	N/A	N/A	X324	GB200
GFE-4804	6	9	N/A	N/A	X324	GB200

PARTS FOR DELCO-REMY GENERATORS

Generator No.	Volt	Amp	Voltage Regulator	Voltage Regulator Fuse	Brush Set	Bushing
942H	6	15	R12 or R11	N/A	X348	GB203
1101381	6	12	R193	RF35	N/A	GB203
1101419	6	16	R193	RF35	X360	GB203
1101667	6	16	R193	RF35	X360	N/A
1105004	6	50	N/A	N/A	X353	N/A

STARTING SYSTEM PARTS

PARTS FOR DELCO-REMY STARTERS

Starter Number	Volts	Starter Switch	Brush Set	Drive End	Bushings	
					Com. End	Com. End
714B	6	N/A	X145	SB0	N/A	N/A
724X	6	N/A	X145	N/A	N/A	N/A
1107133	6	N/A	X145	SB0	N/A	N/A
1107443	6	N/A	X145	SB137	SB138	SB138

PARTS FOR PRESTOLITE STARTERS

Starter Number	Volts	Starter Switch	Brush Set	Drive End	Bushings	
					Com. End	Com. End
MAK-4023	6	S5	N/A	N/A	N/A	N/A
MCL-6120	6	S5	X330	SB136	SB59	SB59
MZ-4063	6	S5	X326	SB136	SB59	SB59

SWITCHES & RELAYS

Year	Model or Engine	Part No.
HORN RELAY		
1961-59	A-5, A-7A Gang Car	R102

* For Standard Contact Assembly see Conversion Table.
⁵⁹ When Coil Bracket is required, refer to Illustrated Bracket Guide.

⁶⁰ For Epoxy Coils see Conversion Table.

FATE-ROOT-HEATH (Silver King)

PARTS FOR DISTRIBUTORS & COILS

Year	Cyl.	Volt	Model or Engine	For Distributor Number	Contact Assembly*			Cap	Rotor	6 Volt Coil ^{59,60}	12 Volt Coil ^{59,60}
					Heavy Duty	Heavy Duty Pierced	Con-denser				
	4	6	440, IXB-3 Eng.	IGW-4120-1	A70	N/A	G127	C131	N/A	E5	N/R
	4	6	149, 240, 249, 340, 344, 444 Highway Mower 150, F4-162 Eng.	1111526	A40H	A40V	G102A	C150	D10	E1	N/R

CHARGING SYSTEM PARTS

PARTS FOR DELCO-REMY GENERATORS

Generator No.	Volt	Amp	Voltage Regulator	Voltage Regulator Fuse	Brush Set	Bushing
1101367.....	6	—	R193	RF35	X348	GB203
1101421.....	—	—	N/A	N/A	X360	GB203

STARTING SYSTEM PARTS

PARTS FOR DELCO-REMY STARTERS

Starter Number	Volts	Starter Switch	Brush Set	Drive End	Bushings	
					Com. End	End
1107028.....	—	N/A	X145	SBO	N/A	N/A
1107058.....	—	N/A	X145	SBO	N/A	N/A

FIAT-ALLIS

CHARGING SYSTEM PARTS

PARTS FOR DELCO-REMY ALTERNATORS

Alternator No.	Volt	Amp	Voltage Regulator	Brush Set	Positive Diode (3 Used)	Negative Diode (3 Used)	Alternator No.	Volt	Amp	Voltage Regulator	Brush Set	Positive Diode (3 Used)	Negative Diode (3 Used)
1100062 ²⁶	24	20	N/A	X302	SC2P	SC2N	1102940.....	12	42	●R291	X359	SC5 ²⁷	SC113 ²⁸
1100074 ²⁶	24	58	N/A	X302	SC2P	SC2N	1103116.....	12	61	●R291	X359	SC5 ²⁷	SC113 ²⁸
1100578.....	12	37	●R291	X303	SC5 ²⁷	SC113 ²⁸	1103130.....	12	42	●R291	X359	SC5 ²⁷	SC113 ²⁸
1100581.....	12	55	●R291	X303	SC5 ²⁷	SC113 ²⁸	1103133.....	12	42	●R291	X359	SC5 ²⁷	SC113 ²⁸
1102348.....	24	—	R322	X303	SC5 ²⁷	SC113 ²⁸	1103166.....	12	61	●R291	X359	SC5 ²⁷	SC113 ²⁸
1102918.....	24	40	R322	X359	SC5 ²⁷	SC113 ²⁸	1105422.....	12	42	●R291	X359	SC111 ⁴	SC113 ²⁸
1102934.....	24	40	R322	X359	SC5 ²⁷	SC113 ²⁸	1105510.....	24	40	N/A	X359	SC111 ⁴	SC113 ²⁸

● A Borg-Warner Brand "P" Version Also Available See Inside Back Cover.

* For Standard Contact Assembly see Conversion Table.

⁴ This unit is a Rectifier Bridge.

²⁶ This unit also uses G80 Alternator Capacitor.

²⁷ AC9 is a Rectifier Bridge; also use SC124 Kit.

²⁸ This unit is a Diode Trio.

⁵⁹ When Coil Bracket is required, refer to Illustrated Bracket Guide.

⁶⁰ For Epoxy Coils see Conversion Table.

FIAT-ALLIS — Cont'd

CHARGING SYSTEM PARTS — Cont'd

PARTS FOR DELCO-REMY ALTERNATORS — Cont'd

Alternator No.	Volt	Amp	Voltage Regulator	Brush Set	Positive Diode (3 Used)	Negative Diode (3 Used)	Alternator No.	Volt	Amp	Voltage Regulator	Brush Set	Positive Diode (3 Used)	Negative Diode (3 Used)
1117163	24	50	R987	N/A	SC117 ⁴	N/A	1117643	24	35	R638	N/R	SC5 ²⁷	N/A
1117236	24	50	R697	N/A	SC2P	SC2N	1117645	24	45	R638	N/A	SC5 ²⁷	N/A
1117245	12	75	N/A	N/A	SC2P	SC2N	1117735	12	75	R716	N/A	N/A	SC228 ²⁸
1117248	24	50	R697	N/A	SC2P	SC2N	19010001	24	50	R987	N/R	SC2P	SC2N
1117254	24	50	N/A	N/A	SC2P	SC2N	19010004	24	50	R987	N/R	SC2P	SC2N

PARTS FOR DELCO-REMY GENERATORS

Generator No.	Volt	Amp	Voltage Regulator	Voltage Regulator Fuse	Brush Set	Bushing
1103032	24	10	N/A	N/A	X270	N/A
1106867	24	26	R311	N/A	X263	N/A

STARTING SYSTEM PARTS

PARTS FOR DELCO-REMY STARTERS

Starter Number	Volts	Starter Switch	Brush Set	Bushings		Starter Number	Volts	Starter Switch	Brush Set	Bushings	
				Drive End	Com. End					Drive End	Com. End
1109298	24	S726 ⁴³	X401	SB165	N/A	1113898	24	S726 ⁴³	X306 ²⁰	N/A	SB141
1109841	24	S726 ⁴³	X401	SB165	N/A	1113900	24	S726 ⁴³	X306 ²⁰	N/A	SB141
1109965	24	S726 ⁴³	X401	N/A	N/A	1113926	24	S726 ⁴³	X306 ²⁰	N/A	SB141
1109971	24	S726 ⁴³	X401	N/A	N/A	1114727	24	S726 ⁴³	X306 ²⁰	N/A	SB141
1109977	24	S726 ⁴³	X401	N/A	N/A	1114843	24	S726 ⁴³	X322	SB165	N/A
1109978	24	S726 ⁴³	X401	N/A	N/A	1114850	24	S726 ⁴³	X322	SB165	N/A
1109986	24	S726 ⁴³	X401	N/A	N/A	1114851	24	S726 ⁴³	X322	SB165	N/A
1113232	12	S120 ⁴⁴	X291	SB148	SB148	1990244	24	S726 ⁴³	X400	SB165	N/A
1113253	24	S906	N/A	SB148	N/A	1990262	24	S726 ⁴³	X400	SB165	N/A
1113254	24	S906	N/A	SB148	N/A	1990268	24	S726 ⁴³	X400	SB165	N/A
1113259	24	S906	N/A	SB148	N/A	1990269	24	S726 ⁴³	X400	SB165	N/A
1113261	24	S906	N/A	SB148	N/A	1990270	24	S726 ⁴³	X400	SB165	N/A
1113262	24	S906	N/A	SB148	N/A	1990382	24	S5021 ⁵⁸	X396	SB165	SB148
1113435	24	N/A	X347 ²⁰	SB148	N/A	1990453	24	S5021 ⁵⁸	X396	SB165	SB148
1113442	24	N/A	X291	SB148	N/A	1990456	24	S5021 ⁵⁸	X396	SB165	SB148
1113657	12	S120 ⁴⁴	X291	SB148	SB138	1990463	24	S5021 ⁵⁸	X396	SB165	SB148
1113824	24	S726 ⁴³	X306 ²⁰	N/A	SB141	1993914	24	N/A	X398	SB148	SB148
1113849	24	S726 ⁴³	X306 ²⁰	N/A	SB141	10478879	24	S726 ⁴³	X400	SB165	N/A
1113895	24	S726 ⁴³	X306 ²⁰	N/A	SB141	10478911	24	S726 ⁴³	X400	SB165	N/A

STARTER DRIVES

Starter Number	Part No.	Starter Number	Part No.
1109298	SD486	1113895	SD486
1109841	SD486	1113898	SD486
1109965	SD486	1113900	SD486
1109971	SD486	1113926	SD486
1109977	SD486	1114727	SD486
1109978	SD486	1114843	SD489
1109986	SD486	1114850	SD486
1113824	SD486	1114851	SD486
1113849	SD486	1990244	SD486

⁴ This unit is a Rectifier Bridge.

²⁰ Starters require various number of Brushes, order as needed.

²⁷ AC9 is a Rectifier Bridge; also use SC124 Kit.

²⁸ This unit is a Diode Trio.

⁴³ Use SR14 for Solenoids w/Oval Face Plate; SR27 for Solenoids w/Square Face Plate.

⁴⁴ For Solenoid Repair Kit use SR24.

⁵⁸ For Solenoid Repair Kit use SR30.

FIAT-ALLIS — Cont'd

STARTING SYSTEM PARTS — Cont'd

STARTER DRIVES — Cont'd

Starter Number	Part No.	Starter Number	Part No.
1990262	SD486	1990456	SD486
1990268	SD486	1990463	SD486
1990269	SD486	1993914	SD914
1990270	SD486	10478879	SD486
1990382	SD486	10478911	SD486
1990453	SD489		

FORD INDUSTRIAL

PARTS FOR ELECTRONIC DISTRIBUTORS

Year	Cyl.	Model or Engine	Distributor Number	Cap	Cap Adapter	Rotor	Modulator	Stator	Armature	Ignition Coil ⁵⁹
1986	8	460 Eng.	E3TZ-12127BAA	●C194	C193B	●D166	●CBE7	ME12	RE7	●E71
1985-79	4	140 Eng.	D9JE-12127BA	N/A	N/R	●D164	●CBE7	N/A	RE9	●E71
1979-76	8	534 Eng.	D6HZ-12127E	●C183	N/R	●D198	●CBE7	ME12	RE7	●E71

PARTS FOR CONTACT CONTROLLED DISTRIBUTORS

Year	Cyl.	Volt	Model or Engine	For Distributor Number	Contact Assembly*			Cap	Rotor	6 Volt Coil ^{59,60}	12 Volt Coil ^{59,60}
					Heavy Duty	Heavy Duty Pierced	Con-denser				
1986-84	4	12	67 Eng.	84BF-12100HA	N/A	N/A	N/A	●C546	●D555	N/R	E70
1985-76	8	12	460 Eng.	D3JL-12100G	N/A	N/A	N/A	N/A	N/A	N/R	E70
1984	6	12	300 Eng.	E4JE-12127BA	●A114V	N/A	●G132	●C193 ¹²	●D219	N/R	E70
1984-68	6	12	200 Eng.	D3JF-12127BA	A97H	●A97V	●G125	N/A	●D197	N/R	E70
1983-76	4	12	67 Eng.	761F-12100FA	A101	●A101V	G590	C550	D607	N/R	E70
1983-73	4	12	98 Eng.	71BB-12100ANB	A101	●A101V	G590	C550	D607	N/R	E70
1983-70	6	12	300 Eng.	D3JF-12127CA	A97H	●A97V	●G125	N/A	●D197	N/R	E70
1982-81	8	12	351W Eng.	D3AZ-12127A	A101	●A101V	●G125	●C154	●D198	N/R	E70
1981-79	8	12	370, 29 Eng.	D7JL-12102D	A101	●A101V	●G125	●C194 ³⁹	●D166	N/R	E70
1981-68	4	12	134, 172, 192 Eng.	311185	A97H	●A97V	G111	C144	D130	N/R	N/A
1980-79	4	12	140 Eng.	D9JE-12127AA	●A114V	N/A	●G132	●C192	●D164	N/R	E70
1979-72	3	12	158, 201 Eng.	C7NF-12127A, B	A101	●A101V	G129	C174	D150	N/R	E70
1979-72	3	12	256 Eng.	C7NF-12129E	A101	●A101V	G129	N/A	D150	N/R	E70
1978-55	4	12	Misc. Industrial Eng.	C4JZ-12127D, FDN-12127A	A97H	●A97V	G111	C144	D130	N/R	E70
1978-55	6	6	Misc. Industrial Eng.	C2AF-12127E	A97H	●A97V	G111	●C137	D130	E5	E502 ¹
1978-55	6	12	Misc. Industrial Eng.	COAF-12127G, CITF-12127D, C2AZ-12127E	A97H	●A97V	G111	●C137	D130	N/R	E70 ⁹
1978-55	8	6	Misc. Industrial Eng.	C2TZ-12127A	A101	●A101V	●G125	●C154	●D198	E5	E502 ¹

● A Borg-Warner Brand "P" Version Also Available See Inside Back Cover.

* For Standard Contact Assembly see Conversion Table.

¹ If 12 Volt with Resistor use E38 & RU12 Resistor.

⁹ For Resistor use RU2.

¹² Also use C193A Cap Adapter.

³⁹ Also use C194A Cap Adapter.

⁵⁹ When Coil Bracket is required, refer to Illustrated Bracket Guide.

⁶⁰ For Epoxy Coils see Conversion Table.

FORD INDUSTRIAL — Cont'd

PARTS FOR CONTACT CONTROLLED DISTRIBUTORS — Cont'd

Year	Cyl.	Volt	Model or Engine	For Distributor Number	Contact Assembly*			Cap	Rotor	6 Volt Coil ^{59,60}	12 Volt Coil ^{59,60}
					Heavy Duty	Heavy Duty Pierced	Con-denser				
1978-55	8	12	Misc. Industrial Eng.....	FFD-12127V, COTF-12127B, C2TF-12102D	A101	●A101V	●G125	●C154	●D198	N/R	E70
				B9QH-12127A, COTF-12127C	A101	●A101V	G142	●C154	●D198	N/A	E70 ¹⁰
				COTZ-12127C, C2TF-12127A	A101	●A101V	●G125	●C154	●D198	N/A	E70 ⁹
1976-73	8	12	534 Eng.	D3HZ-12127A	A101	●A101V	●G125	●C183	●D198	N/R	E70
1972-71	4	12	104 Eng.	72VB-12127FA	N/A	N/A	G590	C550	D607	N/R	N/A
1972-68	8	12	534 Eng.	COTZ-12127K, D1HZ-12127B	A101	●A101V	●G125	●C154	●D198	N/R	E70
1959-56	6	12	F.....	B6A, B7A, B8A	A97H	●A97V	G111	●C137	D130	N/R	E70 ⁹
1959-56	8	12	J, L.....	B6A, B6QH	A98V	A98V	G141	C147	D130	N/R	E70 ⁹
1959-56	8	12	M, N, Q.....	B8QH, B9QH, B9TF	A101	●A101V	G142	●C154	●D198	N/R	E70 ¹⁰
1959-53	4	6	All Models.....		A97H	●A97V	G111	C144	D130	N/A	E70 ⁹
1958-52	8	12	K.....	COTF-B	A101	●A101V	●G125	●C154	D130	N/R	E70 ⁹
1955-52	8	6	J, JB, JC, JG, JH, L.....	B4A, FAB, FAE, FDE, B5C, FAD, FDG	A98V	A98V	G141	C147	D130	E60	N/R
1955-48	6	6	F, 7HNN, 8MNN, JA, JF, JF5.....	All	A97H	●A97V	G111	●C137	D130	E60	N/R
1953-48	8	6	8ENN, 8RNN.....	All	A97H	●A97V	G111	C147	D130	E60	N/R
1952-48	4	6	8HNN.....	8N	A97H	●A97V	G111	C144	D130	E60	N/R
				9N	A41	N/A	G97	C132	D122	E58	N/R
All	4	12	Loader CL40, 104 Cu. In. Eng.	0231170181, 76FT-12100HB	●A520	A520V	G596	N/A	N/A	N/R	N/A

CHARGING SYSTEM PARTS

PARTS FOR FORD ALTERNATORS

Alternator No.	Volt	Amp	Voltage Regulator	Brush Holder Assembly	Brush Set	Alternator No.	Volt	Amp	Voltage Regulator	Brush Holder Assembly	Brush Set
84FB-10300KB.....	12	55	R589	N/A	N/A	D4JL-10346A.....	12	—	R334	N/A	N/A
C7NN-10300B.....	12	—	R284 ⁶²	N/A	X294	D7AZ-10346C.....	12	40	R400	X319	X300
			R290			D9ZZ-10346A.....	12	40	R400	X319	X300
D2AZ-10346C.....	12	42	R400	X319	X300	E1ZF-10300AA.....	12	40	●R298	N/A	N/A
D2JL-10346A.....	12	—	R326	N/A	N/A	E1ZZ-10346A.....	12	40	R400	X319	X300
D2JL-10346B.....	12	—	R328	N/A	N/A						

PARTS FOR LUCAS ALTERNATORS

Alternator No.	Volt	Amp	Voltage Regulator	Brush Holder Assembly	Brush Set	Alternator No.	Volt	Amp	Voltage Regulator	Brush Holder Assembly	Brush Set
23251.....	12	45	R611	N/A	N/A	23532.....	12	45	R611	N/A	N/A
23528.....	12	45	R611	N/A	N/A	23539.....	12	45	R611	N/A	N/A

● A Borg-Warner Brand "P" Version Also Available See Inside Back Cover.

* For Standard Contact Assembly see Conversion Table.

⁹ For Resistor use RU2.

¹⁰ For Resistor use RU6.

⁵⁹ When Coil Bracket is required, refer to Illustrated Bracket Guide.

⁶⁰ For Epoxy Coils see Conversion Table.

⁶² Check Application, R290 may be used on some applications.

FORD INDUSTRIAL — Cont'd

CHARGING SYSTEM PARTS — Cont'd

PARTS FOR LUCAS ALTERNATORS — Cont'd

Alternator No.	Volt	Amp	Voltage Regulator	Brush Holder Assembly	Brush Set	Alternator No.	Volt	Amp	Voltage Regulator	Brush Holder Assembly	Brush Set
23541	12	45	R611	N/A	N/A	23774	12	36	R820	N/A	N/A
23549	12	45	R611	N/A	N/A	23783	12	66	R820	N/A	N/A
23558	12	45	R611	N/A	N/A	23785	12	66	R820	N/A	N/A
23577	12	45	R611	N/A	N/A	23851	12	36	R820	N/A	N/A
23579	12	45	R611	N/A	N/A	23867	12	66	R820	N/A	N/A
23643	12	36	R820	N/A	N/A	23882	12	66	R820	N/A	N/A
23680	12	66	R820	N/A	N/A	23889	12	36	R820	N/A	N/A
23686	12	66	R820	N/A	N/A	23962	12	36	R820	N/A	N/A
23690	12	66	R820	N/A	N/A	24031	12	66	R820	N/A	N/A
23726	12	—	R820	N/A	N/A	24061	12	66	R820	N/A	N/A

PARTS FOR MOTOROLA ALTERNATORS

Alternator No.	Volt	Amp	Voltage Regulator	Brush Set	Positive Diode (3 Used)	Negative Diode (3 Used)
A12NFT-600	12	—	R284	N/A	N/A	N/A
8AR2019K	12	—	R328	N/A	N/A	N/A
8AR2023K	12	—	R329	N/A	N/A	N/A
8TA2018D	12	—	R334	N/A	N/A	N/A

PARTS FOR DELCO-REMY GENERATORS

Generator No.	Volt	Amp	Voltage Regulator	Fuse	Brush Set	Bushing
1101970	12	—	R220	RF35	X354	N/A
1101972	12	—	R317	N/A	X354	N/A

PARTS FOR FORD GENERATORS

Generator No.	Volt	Amp	Voltage Regulator	Fuse	Brush Set	Bushing	Generator No.	Volt	Amp	Voltage Regulator	Fuse	Brush Set	Bushing
2900450	12	—	R221	RF35	N/A	GB201	C3NF-10002A	12	—	R221	RF35	X281	N/A
7HNN-10000A	—	—	—	—	—	—	C4NN-10002A	12	22	R641	N/A	N/A	N/A
C	6	—	R135	RF45	X273	GB201	C4NN-10002B	12	22	R641	N/A	N/A	N/A
8EL-10002B	6	40	R135	RF45	X273	GB201	C5NF-10000E	12	—	N/A	N/A	X281	N/A
8N-10000B	6	—	N/A	N/A	X335	N/A	C7NN-10000A	12	22	R641	N/A	N/A	N/A
8N-10001	6	—	R190 ¹⁵	RF35	X273	GB201	C7NN-10000C	12	22	N/A	N/A	X300	N/A
8RNN-10002	6	—	R135	RF45	X273	N/A	FAA-10002A, E	6	35	R135	RF45	X273	GB201
B5C-10002A	6	—	R135	RF45	X273	N/A	FAA-10000B, 2B	6	35	R135	RF45	X273	GB201
B5P-10002B	—	—	N/A	N/A	X273	GB201	FAB-10000H	—	—	N/A	N/A	X273	N/A
B6P-10002A	—	—	N/A	N/A	X273	N/A	FAC-10000D	6	—	R135	RF45	X273	GB201
B8QH-10002A	12	40	R158	RF45	X273	N/A	FAC-10000A, 2A	6	—	R191	RF35	X273	GB201
B9NF-10000A	12	—	R221	RF35	N/A	GB201	FAC-10000B	6	—	R191	RF35	X273	N/A
B9NF-10002A	12	—	R221	RF35	X273	N/A	FAC-10002A	6	—	R135	RF45	X273	GB201
CONF-10000A	12	—	N/A	N/A	X273	GB201	FBB-10000B, 2A	6	50	R702	RF45	X273	N/A
C1TF-10002A	12	—	R221	RF35	X281	N/A	FBC-10000A, 2A	6	35	R191	RF35	X273	N/A
C2SF-10001A	12	—	R158	RF45	X281	N/A	FAE-10000A	—	—	N/A	N/A	X273	N/A
C2TF-10002F	12	—	N/A ¹⁴	N/A	X281	N/A	FAJ-10000A	—	—	N/A	N/A	X273	N/A
C3NF-10000A	12	—	R318	RF35	X281	N/A							

PARTS FOR LUCAS GENERATORS

Generator No.	Volt	Amp	Voltage Regulator	Fuse	Brush Set	Bushing
22259	12	—	N/A	N/A	X500	N/A
22703	12	—	N/A	N/A	X514	N/A
22755	12	—	N/A	N/A	X514	N/A
22758	12	22	R641	N/A	N/A	N/A

PARTS FOR PRESTOLITE GENERATORS

Generator No.	Volt	Amp	Voltage Regulator	Fuse	Brush Set	Bushing
GAS-4305	6	15	R11	N/A	X323	N/A
GAS-4306	6	15	R11	N/A	X323	N/A

¹⁴ Use R221 with 172 Eng.

¹⁵ 1948-49 Models require R705 Adapter Kit.

FORD INDUSTRIAL — Cont'd

STARTING SYSTEM PARTS

PARTS FOR FORD STARTERS

Starter Number	Volts	Starter Switch	Brush Set	Bushings		Starter Number	Volts	Starter Switch	Brush Set	Drive End	Com. End
				Drive End	Com. End						
1211227	12	S5009	N/A	N/A	N/A	D60Z-11002A	12	●S63	N/A	N/A	SB150
1211512	12	S5009	N/A	N/A	N/A	D7AZ-11002A	12	N/A	X305	SB124	N/A
2900804	12	S103	X389	N/A	N/A	D7NN-11000B	12	S677	X378	N/A	N/A
6091924	12	S5009	N/A	N/A	N/A	D7OZ-11002A	12	●S63	X305	N/A	SB150
2-A	6	S62	X236	N/A	SB150	D8AF-11002BA	12	N/A	X305	N/A	SB150
8EQ-11002A	6	S53	X236	N/A	SB150	D8FZ-11002B	12	●S58	X305	N/A	SB150
8N-11001	6	S613	X236	SB45	SB150	D8JL-11001A	12	N/A	X332	N/A	N/A
8RNN-11001	6	S53	X236	SB45	SB150	D8NN-11000CA	12	S677	X378	N/A	N/A
B6A-11002A	6	S79	X236	SB103	SB150	D8NN-11000CD	12	S677	X378	N/A	N/A
B6P-11001B, E	12	●S63	X236	N/A	N/A	D8RZ-11002A	12	S5009	N/A	N/A	N/A
B8QH-11002A	12	●S63	N/A	SB150	N/A	D9HT-11002AA	12	N/A	X305	N/A	SB150
B9J-11001C	12	●S63	X236	SB150	SB150	D9HZ-11002A	12	S5049	X305	SB144	SB150
B9J-11001D	6	S62	X236	SB103	N/A	D9NN-11000AA	12	S677	X378	N/A	N/A
C2AF-11001A	12	●S63	N/A	N/A	N/A	E1AF-11001BA	12	●S63	X305	SB124	SB150
C2AF-11001B	12	●S63	X236	SB147	SB150	E1AZ-11002B	12	●S63	X305	N/A	SB150
C2AZ-11002A	12	●S63	X236	SB150	N/A	E1HF-11002AA	12	N/A	X305	N/A	SB150
C2JF-11001G	12	●S63	X236	SB103	SB150	E2BZ-11002A	12	●S58	X313	N/A	N/A
C3NF-11001A	12	●S63	X236	N/A	N/A	E3AZ-11002A	12	●S63	N/A	N/A	SB150
C3NF-11001C	—	N/A	X389	N/A	N/A	E4TZ-11002B	12	●S58	N/A	N/A	SB150
C5NF-11001A	12	●S63	N/A	N/A	N/A	FAC-11002A, G	6	S62	X236	N/A	SB150
C5NF-11001B	12	●S63	N/A	N/A	N/A	FAC-11001E	6	S53	X236	N/A	SB150
C7NF-11001B	12	●S63	N/A	N/A	N/A	FAC-11001G	6	N/A	X236	N/A	SB150
D1NN-11000A	12	S677	X378	N/A	N/A	FAC-11001S	6	S62	X236	SB103	SB150
D2NN-11000B	12	S677	X378	N/A	N/A	FAC-11002N	6	S67	X236	SB103	SB150
D4NN-11000B	12	S677	X378	N/A	N/A	FAD-11002A	6	S53	X236	SB45	SB150
D5AF-11002EA	12	N/A	N/A	N/A	SB150	FAH-11001A	6	S53	X236	SB45	SB150
D5JL-11001A	12	N/A	X332	N/A	N/A	FAJ-11001B	6	S62	X236	N/A	SB150

PARTS FOR LUCAS STARTERS

Starter Number	Volts	Starter Switch	Brush Set	Bushings		Starter Number	Volts	Starter Switch	Brush Set	Drive End	Com. End
				Drive End	Com. End						
25604	12	S5004	N/A	N/A	N/A	26321	12	S5004	N/A	N/A	N/A
25615	12	S5004	N/A	N/A	N/A	26327	12	S5004	X566	N/A	N/A
25616	12	S5004	X563	N/A	N/A	26336	12	S5002	X611	N/A	N/A
25626	12	S5004	X563	N/A	N/A	26337	12	S677	X611	N/A	N/A
25633	12	S5004	N/A	N/A	N/A	26338	12	S677	X378	N/A	N/A
26211	12	S677	X378	N/A	N/A	26339	12	S677	X378	N/A	N/A
26233	12	S5004	N/A	N/A	N/A	26348	12	S5004	N/A	N/A	N/A
26238	12	S5004	X566	N/A	N/A	26370	12	S5004	N/A	N/A	N/A
26264	12	S5004	X566	N/A	N/A	26371	12	S5004	X566	N/A	N/A
26271	12	S5004	X566	N/A	N/A	26375	12	S5004	N/A	N/A	N/A
26291	12	S677	X378	N/A	N/A	26388	12	S5002	X611	N/A	N/A
26302	12	S5004	N/A	N/A	N/A	26395	12	S677	X378	N/A	N/A
26306	12	S5004	N/A	N/A	N/A	26407	12	S5002	X611	N/A	N/A
26310	12	S5004	X566	N/A	N/A	27500	12	S677	X378	N/A	N/A
26312	12	S5002	X611	N/A	N/A	27569	12	S677	X378	N/A	N/A
26320	12	S5004	X566	N/A	N/A						

PARTS FOR PRESTOLITE STARTERS

Starter Number	Volts	Starter Switch	Brush Set	Bushings		Starter Number	Volts	Starter Switch	Brush Set	Drive End	Com. End
				Drive End	Com. End						
MBG-4141	12	N/A	X326	GB204	N/A	ML-4376	12	N/A	X329	N/A	N/A
MEO-4001	12	N/A	X332	N/A	N/A	ML-4377	12	N/A	X329	N/A	N/A
MEO-6008	12	N/A	X332	N/A	N/A	M/MG-4002	12	N/A	X332	N/A	N/A
ML-4358	12	●S63	X329	N/A	N/A	MZ-4192	12	N/A	X326	SB136	N/A

● A Borg-Warner Brand "P" Version Also Available See Inside Back Cover.

FORD INDUSTRIAL — Cont'd

STARTING SYSTEM PARTS — Cont'd

PARTS FOR PRESTOLITE STARTERS — Cont'd

Starter Number	Volts	Starter Switch	Brush Set	Bushings		Starter Number	Volts	Starter Switch	Brush Set	Drive End	Com. End
				Drive End	Com. End						
MZ-4194	12	N/A	X326	SB136	N/A	MZ-4212	12	N/A	X326	GB204	N/A

FREEMAN

Determine model and engine, then refer to the Wisconsin Engine section for parts used.

FRICK CO.

Determine model and engine, then refer to the Wisconsin Engine section for parts used.

FRIEND MFG. CORP.

Determine model and engine, then refer to the Wisconsin Engine section for parts used.

FRIGIKING

PARTS FOR DISTRIBUTORS & COILS

Year	Cyl.	Volt	Model or Engine	For Distributor Number	Contact Assembly*			Cap	Rotor	6 Volt Coil ^{59,60}	12 Volt Coil ^{59,60}
					Heavy Duty	Heavy Duty Pierced	Con-denser				
1965	4	6&12	Wauk. ICK Eng.	IAD-6004A	A81	N/A	G124 ²	C110	D121	E5	E502 ¹

STARTING SYSTEM PARTS

PARTS FOR PRESTOLITE STARTERS

Starter Number	Volts	Starter Switch	Brush Set	Bushings	
				Drive End	Com. End
MBJ-4107A	12	S72	N/A	SB136 ²⁵	N/A
MDO-4002M	12	N/A	X333	N/A	N/A
MDO-4102N	12	N/A	X333	N/A	N/A

* For Standard Contact Assembly see Conversion Table.

¹ If 12 Volt with Resistor use E38 & RU12 Resistor.

² For Strap type use G136.

²⁵ Also use SB136 Intermediate Bushing.

⁵⁹ When Coil Bracket is required, refer to Illustrated Bracket Guide.

⁶⁰ For Epoxy Coils see Conversion Table.

FUJI REX

CHARGING SYSTEM PARTS

PARTS FOR ALTERNATORS

Alternator No.	Volt	Amp	Voltage Regulator	Brush Set	Positive Diode (3 Used)	Negative Diode (3 Used)
42990-5600 ..	12	40	R741	N/A	N/A	N/A
42990-6300 ..	12	40	R741	N/A	N/A	N/A
LR140-128 ...	12	40	R741	N/A	N/A	N/A
LR140-136 ...	12	40	R741	N/A	N/A	N/A

GALION IRON WORKS

PARTS FOR DISTRIBUTORS & COILS

Year	Cyl.	Volt	Model or Engine	For Distributor Number	Contact Assembly*			Cap	Rotor	6 Volt Coil ^{59,60}	12 Volt Coil ^{59,60}
					Heavy Duty	Heavy Duty Pierced	Con- denser				
1968-65	4	12	3-5 Ton, 4-6 Ton Portable Roller.....	1111717	A40H	A40V	G102A	C150	N/A	N/R	E40
1968-65	6	12	503 Grader, Pneumatic 3 Spd., 4 Spd., Torque Converter, 5-8 Ton Tandem, Warrior, 5-8 Ton, 8-12 Ton Tandem, 10-14 Ton 3 Wheel, 13-20 Ton 3 Axle Chief Rollers.....	1112408	A40H	A40V	G102A	C16	D10	N/R	●E30 ³
1968-65	6	12	90-125 Ton Hydraulic Crane.....	1112437	A40H	A40V	G102A	C151	D132	N/R	E40
1962-59	4	12	3-5 Ton Portable Roller....	1111717	A40H	A40V	G102A	C150	N/A	N/R	E40
1962-59	6	12	503-G Grader, 5-8 Ton, 8-12 Ton, 14-20 Ton Tandem, Warrior 3 Wheel, Pneumatic, Chief Rollers.....	1112408	A40H	A40V	G102A	C16	D10	N/R	●E30 ³
1958	4	12	3-5 Ton, 5-8 Ton Tandem, Warrior 3 Wheel Rollers .	1111717	A40H	A40V	G102A	C150	N/A	N/R	E40
1958	6	12	8-12 Ton Tandem, Chief 3 Wheel Rollers	1112558	A40H	A40V	G102A	C16A	N/A	N/R	E40
1958	6	12	14-20 Ton 3 Axle Tandem Roller.....	1111769	A40H	A40V	G102A	C16A	N/A	N/R	E40
1958-54	6	6&12	503 G-Grader.....	1111769	A40H	A40V	G102A	C16A	N/A	E1	E40
1957-55	4	6&12	5-8 Ton Tandem, Warrior 3 Wheel Rollers	1111717	A40H	A40V	G102A	C150	N/A	E1	E40

● A Borg-Warner Brand "P" Version Also Available See Inside Back Cover.

* For Standard Contact Assembly see Conversion Table.

³ For Resistor use RU4.

⁵⁹ When Coil Bracket is required, refer to Illustrated Bracket Guide.

⁶⁰ For Epoxy Coils see Conversion Table.

GALION — Cont'd

PARTS FOR DISTRIBUTORS & COILS — Cont'd

Year	Cyl.	Volt	Model or Engine	For Distributor Number	Contact Assembly*			Cap	Rotor	6 Volt Coil ^{59,60}	12 Volt Coil ^{59,60}
					Heavy Duty	Heavy Duty Pierced	Con-denser				
1957-55	6	6	5-8 Ton Tandem, 8-12 Ton Tandem, 14-20 Ton 3 Axle Tandem, Chief 3 Wheel, Warrior 3 Wheel Rollers.....	1111769	A40H	A40V	G102A	C16A	N/A	E1	N/R
				1112558	A40H	A40V	G102A	C16A	N/A	E1	N/R
1955-54	4	6&12	5-8 Ton, 8-12 Ton Tandem Rollers.....	1111717	A40H	A40V	G102A	C150	N/A	E1	E40
1955-54	6	6	5-8 Ton, 8-12 Ton Tandem Rollers.....	1111769, 1112558	A40H	A40V	G102A	C16A	N/A	E1	N/R
1953-52	6	6	Road Graders, 5-8 Ton Tandem, Chief 3 Wheel Rollers.....	1111769	A40H	A40V	G102A	C16A	N/A	E1	N/R
1953-51	6	6	8-12 Ton Tandem Roller ...	1111769	A40H	A40V	G102A	C16A	N/A	E1	N/R
1952-50	4	6	3-5 Ton Roller	IGW-4159A	A70	N/A	N/A	C21 ⁷	D91B	E5	N/R
1952-50	6	6	5-8 Ton Roller	IAD-6002-IF	A81	N/A	G124 ²	C123	D103	E5	N/R
1952-50	6	6	6, 7, 8 Ton Roller	IGW-4033	A70	N/A	G127	C247	D91B	E5	N/R
1952-50	6	6	8-12 Ton Roller	IGC-6005-2A	A81	N/A	G124 ²	C123	D103	E5	N/R
				IGW-4033	A70	N/A	G127	C247	D91B	E5	N/R
1952-50	6	6	10-12 Ton Roller	IGC-4251B	A70	N/A	G124 ²	D18	D208	E5	N/R

CHARGING SYSTEM PARTS

PARTS FOR DELCO-REMY ALTERNATORS

Alternator No.	Volt	Amp	Voltage Regulator	Brush Set	Positive Diode (3 Used)	Negative Diode (3 Used)	Alternator No.	Volt	Amp	Voltage Regulator	Brush Set	Positive Diode (3 Used)	Negative Diode (3 Used)
1100687 ²⁶	12	32	R310	X302	SC2P	SC2N	1103116	12	61	●R291	X359	SC5 ²⁷	SC113 ²⁸
1100690 ²⁶	12	55	R310	X302	SC2P	SC2N	1103131	12	42	●R291	X359	SC5 ²⁷	SC113 ²⁸
1100711 ²⁶	12	42	R310	X302	SC2P	SC2N	1103165	12	72	●R291	X359	SC5 ²⁷	SC113 ²⁸
1102364	12	37	R279	X303	SC5 ²⁷	SC113 ²⁸	1117753	12	55	R293	X368	N/A	N/A
1102924	12	42	●R291	X359	SC5 ²⁷	SC113 ²⁸	1117754	12	62	R293	X368	N/A	N/A
1103072	12	61	●R291	X359	SC5 ²⁷	SC113 ²⁸	1117774	24	30	R294	X355	N/A	N/A

PARTS FOR DELCO-REMY GENERATORS

Generator No.	Volt	Amp	Voltage Regulator	Voltage Regulator Fuse	Brush Set	Bushing	Generator No.	Volt	Amp	Voltage Regulator	Voltage Regulator Fuse	Brush Set	Bushing
1100972	12	9	N/A	N/A	X348	GB203	1102044	12	30	R153	RF35	X270	N/A
1101358	6	14	R195(P)	N/A	X360	GB203	1102055	12	35	R153	RF35	X270	N/A
1101369	6	14	R193	RF35	X360	GB203	1102146	12	30	R153	RF35	X270	N/A
1101423	6	14	R193	RF35	X360	GB203	1102714	6	30	R129	RF35	X228	GB203
1101726	12	10	N/A	N/A	X348	GB203	1102731	6	40	R128	RF45	X228	GB203
1101782	12	9	N/A	N/A	X348	GB203	1102785	6	45	R136	RF45	X270	N/A
1102005	12	30	R153	RF35	X270	N/A	1102820	6	45	R131(N)	N/A	X270	N/A
1102009	12	30	R153	RF35	X270	N/A	1102955	12	17	R308	RF35	X228	GB203

● A Borg-Warner Brand "P" Version Also Available See Inside Back Cover.

* For Standard Contact Assembly see Conversion Table.

² For Strap type use G136.

⁷ Also use C21A Cap Cover.

²⁶ This unit also uses G80 Alternator Capacitor.

²⁷ AC9 is a Rectifier Bridge; also use SC124 Kit.

²⁸ This unit is a Diode Trio.

⁵⁹ When Coil Bracket is required, refer to Illustrated Bracket Guide.

⁶⁰ For Epoxy Coils see Conversion Table.

(P) Positive Ground.

(N) Negative Ground.

GALION — Cont'd

CHARGING SYSTEM PARTS — Cont'd

PARTS FOR DELCO-REMY GENERATORS — Cont'd

Generator No.	Volt	Amp	Voltage Regulator	Voltage Regulator Fuse	Brush Set	Brushing	Generator No.	Volt	Amp	Voltage Regulator	Voltage Regulator Fuse	Brush Set	Brushing
1102968	12	18	R308	RF35	X228	GB203	1106821	12	50	R236	RF45	X263	N/A
1102976	12	20	R308	RF35	X228	GB203	1106822	12	50	R187	N/A	X263	N/A
1102978	12	20	R308	RF35	X228	N/A	1106824	12	50	R187	N/A	X263	N/A
1102983	12	20	N/A	N/A	X228	GB203	1106855	24	20	R311	N/A	X263	N/A
1102996	12	20	R308	RF35	X228	GB203	1106867	24	26	R311	N/A	X263	N/A

PARTS FOR PRESTOLITE GENERATORS

Generator No.	Volt	Amp	Voltage Regulator	Voltage Regulator Fuse	Brush Set	Brushing
GAS-4301	6	13	R621	RF35	X323	N/A
GEB-4824-1	6	—	R118	RF45	N/A	N/A
GEG-4822	6	—	R118	RF45	N/A	N/A
GEJ-4805	6	16	N/A	N/A	N/A	GB200

STARTING SYSTEM PARTS

PARTS FOR DELCO-REMY STARTERS

Starter Number	Volts	Starter Switch	Brush Set	Bushings			Starter Number	Volts	Starter Switch	Brush Set	Drive End	Com. End
				Drive End	Com. End	Com. End						
1107090	6	N/A	X145	SB137	SB138	1113008	12	N/A	X291	N/A ²⁴	SB138	
1107209 ³⁰	12	●S100 ⁴⁷	X265	SB65 ²⁴	N/A	1113022	12	N/A	X291	N/A ²⁴	SB138	
1107410	6	N/A	X145	SBO	N/A	1113066	12	S120 ⁴⁴	X291	SB137 ²⁴	SB138	
1107430	6	N/A	X145	SBO	N/A	1113089	12	S120 ⁴⁴	X291	SB148	N/A	
1107658	12	S72	X265	SB0 ²⁴	N/A	1113102	12	N/A	X291	N/A ²⁴	SB138	
1107679 ³⁰	12	●S100 ⁴⁷	X265	SB102	N/A	1113139	12	S120 ⁴⁴	X291	SB148	N/A	
1107698	12	S72	X265	SB0 ²⁴	SB138	1113193	12	S120 ⁴⁴	X291	SB148	SB138	
1107733	12	S72	X265	SB0 ²⁴	SB138	1113200	12	S120 ⁴⁴	X291	SB148	SB138	
1107821	12	N/A	N/A	SB137	SB138	1113307	12	N/A	X291	N/A	SB138	
1107926	6	N/A	X145	SBO	N/A	1113308	12	N/A	X291	N/A	SB138	
1107970	6	S79	X145	SBO	N/A	1113406	12	S725 ⁴²	N/A	N/A	N/A	
1107972	6	S79	X145	SBO	N/A	1113643	24	S725 ⁴²	N/A	N/A	SB138	
1108801	12	N/A	X346 ²⁰	N/A	SB141	1113655	12	S120 ⁴⁴	X291	SB148	SB138	
1108840	12	N/A	X346 ²⁰	N/A	SB141	1113707	24	S116	X346 ²⁰	N/A	SB141	
1108858	24	S116	X346 ²⁰	N/A	SB141	1113708	24	S116	X346 ²⁰	N/A	SB141	
1108904	12	S612	X344 ²⁰	N/A ²⁴	SB65	1113824	24	S726 ⁴³	X306 ²⁰	N/A	SB141	
1108921	6	N/A	X344 ²⁰	N/A ²⁴	SB65	1113849, 54	24	S726 ⁴³	X306 ²⁰	N/A	SB141	
1108933	12	N/A	X344 ²⁰	N/A ²⁴	SB65	1113858	24	S726 ⁴³	X306 ²⁰	N/A	SB141	
1108951	6	S5	X347 ²⁰	N/A ²⁴	SBO	1113887	24	S726 ⁴³	X306 ²⁰	N/A	SB141	
1108961	12	N/A	X346 ²⁰	N/A ²⁴	SBO	1114000	12	N/A	X347 ²⁰	N/A	SB141	
1109108	12	N/A	X344 ²⁰	SB137	N/A	1114058	12	S725 ⁴²	X347 ²⁰	N/A	SB141	
1109150	12	N/A	X346 ²⁰	N/A	SBO	1114081	12	S725 ⁴²	X306 ²⁰	N/A	SB141	
1109156	12	N/A	X346 ²⁰	N/A	SBO	1114086	12	S725 ⁴²	X347 ²⁰	N/A	SB141	
1113006	12	S120 ⁴⁴	X291	SB148 ²⁴	SB138	1114115	12	S725 ⁴²	X347 ²⁰	N/A	SB141	

● A Borg-Warner Brand "P" Version Also Available See Inside Back Cover.

²⁰ Starters require various number of Brushes, order as needed.

²⁴ Also use SB135 Intermediate Bushing.

³⁰ This unit also uses SC212 Starter Lever.

⁴² Use SR13 for Solenoids w/Oval Face Plate; SR26 for Solenoids w/Square Face Plate.

⁴³ Use SR14 for Solenoids w/Oval Face Plate; SR27 for Solenoids w/Square Face Plate.

⁴⁴ For Solenoid Repair Kit use SR24.

⁴⁷ For Solenoid Repair Kit use SR16.

GALION — Cont'd

STARTING SYSTEM PARTS — Cont'd

PARTS FOR PRESTOLITE STARTERS

Starter Number	Volts	Starter Switch	Brush Set	Bushings	
				Drive End	Com. End
MAW-4039	6	S79	X328	SB64 ²⁵	N/A
ML-4139	6	S79	N/A	SB136	SB139
MZ-4118	6	N/A	X326	SB64 ²⁵	N/A
MZ-4192	6	S79	N/A	SB136	SB139

STARTER DRIVES

Starter Number	Part No.	Starter Number	Part No.
1107410	SD135	1113643	SD486
1107658	SD565	1113655	SD282
1107698	SD135	1113824	SD486
1107733	SD135	1113849	SD486
1107821	SD135	1113858	SD486
1113089	SD282	1113887	SD486
1113139	SD279	1114058	SD486
1113157	SD282	1114081	SD486
1113193	SD279	1114086	SD486
1113200	SD282	1114115	SD486
1113406	SD486		

SWITCHES & RELAYS

Year	Model or Engine	Part No.
HORN RELAY		
1968-67	104B, 118A, 118B, 160B, 160L, 303, T500A, 503, T600B Graders, 3-5, 4-6 Ton Portable, Pneumatic 3 Spd. 4 Spd, Torque Converter, 5-8 Ton Tandem Warrior, 5-8 Ton, 8-12 Ton Tandem, 10-14 Ton 3 Wheel, 13-20 Ton 3 Axle Chief Rollers	R169
1968-65	90-125 Ton Hydraulic Crane	R169

GAMBLES FARMCREST

PARTS FOR DISTRIBUTORS & COILS

Year	Cyl.	Volt	Model or Engine	For Distributor Number	Contact Assembly*			6 Volt Coil ^{59,60}	12 Volt Coil ^{59,60}
					Heavy Duty	Heavy Duty Pierced	Con-denser Cap		
	4	6	20, 30	IAD-6002-1A, IAD-6003-1A, IAD-6004-1C	A81	N/A	G124 C110	D121 E5	N/R
	6	6	40	IAD-6001-1B	A81	N/A	G124 C123	D103 E5	N/R

* For Standard Contact Assembly see Conversion Table.
²⁵ Also use SB136 Intermediate Bushing.

⁵⁹ When Coil Bracket is required, refer to Illustrated Bracket Guide.
⁶⁰ For Epoxy Coils see Conversion Table.

GAMBLES FARMCREST — Cont'd

CHARGING SYSTEM PARTS

PARTS FOR PRESTOLITE
GENERATORS

Generator No.	Volt	Amp	Voltage Regulator	Voltage Regulator Fuse	Brush Set	Bushing
GHD	6	—	N/A	N/A	X324	GB202
GOE	6	—	R11	N/A	N/A	GB200
Model 20	—	—	N/A	N/A	X324	GB202

STARTING SYSTEM PARTS

PARTS FOR PRESTOLITE STARTERS

Starter Number	Volts	Starter Switch	Brush Set	Bushings	
				Drive End	Com. End
Model 20	—	S5	X326	N/A	N/A
Model 30	6	N/A	N/A	SB136	N/A
Model 40	6	N/A	N/A	SB136	N/A

GARDEN ALL

Determine model and engine, then refer to the Wisconsin Engine section for parts used.

GARDNER-DENVER CO.

PARTS FOR DISTRIBUTORS & COILS

Year	Cyl.	Volt	Model or Engine	For Distributor Number	Contact Assembly*			Cap	Rotor	6 Volt Coil ^{59,60}	12 Volt Coil ^{59,60}
					Heavy Duty	Heavy Duty Pierced	Con-denser				
	6	12	Buda L-525.....	IGC-4225B	A70	N/A	G124	N/A	N/R	N/R	E40
				IGC-6001B	A81	N/A	G124	C123	D103	N/R	E40

STARTING SYSTEM PARTS

PARTS FOR PRESTOLITE STARTERS

Starter Number	Volts	Starter Switch	Brush Set	Bushings	
				Drive End	Com. End
MAS-4008	12	N/A	N/A	SB136	N/A
MAS-4104	12	N/A	N/A	SB136	N/A
MDY-7010	12	S72	X332	SB136	N/A

* For Standard Contact Assembly see Conversion Table.

⁶⁰ For Epoxy Coils see Conversion Table.

⁵⁹ When Coil Bracket is required, refer to Illustrated Bracket Guide.

GERLINGER CARRIER

PARTS FOR DISTRIBUTORS & COILS

Year	Cyl.	Volt	Model or Engine	For Distributor Number	Contact Assembly*			Cap	Rotor	6 Volt Coil ^{59,60}	12 Volt Coil ^{59,60}
					Heavy Duty	Heavy Duty Pierced	Con-denser				
1966-65	6	12	A-10, 12, U-6, 8	1111913	A40H	A40V	G102A	C16A	N/A	N/R	E502
1966-65	6	12	AH-40, 45, 50, AM-32, 36, 40, AMP-35, B-15, 16, 18, 20, 22, 24	1112578	A40H	A40V	G102A	C16	D10	N/R	E502
1964-63	6	12	A-10, 12, U-6, 8	1111913	A40H	A40V	G102A	C16A	N/A	N/R	E40
1964-63	6	12	A-15, 16, 18, 20, 22, 24, AM-32, 36, 40, AMP-25	1112578	A40H	A40V	G102A	C16	D10	N/R	E40
1960	6	12	Material Carrier & Liftruck w/F-244	1111883	A40H	A40V	G102A	N/A	N/A	N/R	E40
			w/M-330, 363	1112578	A40H	A40V	G102A	C16	D10	N/R	E40

CHARGING SYSTEM PARTS

PARTS FOR DELCO-REMY ALTERNATORS

Alternator No.	Volt	Amp	Voltage Regulator	Brush Set	Positive Diode (3 Used)	Negative Diode (3 Used)
1100689 ²⁶	12	42	R310	X302	SC2P	SC2N
1117754	12	62	R293	X368	N/A	N/A

PARTS FOR DELCO-REMY GENERATORS

Generator No.	Volt	Amp	Voltage Regulator	Voltage Regulator Fuse	Brush Set	Bushing
1102023	12	25	R308	RF35	X270	N/A
1102040	12	30	R153	RF35	X270	N/A

STARTING SYSTEM PARTS

PARTS FOR DELCO-REMY STARTERS

Starter Number	Volts	Starter Switch	Brush Set	Bushings		Starter Number	Volts	Starter Switch	Brush Set	Bushings	
				Drive End	Com. End					Drive End	Com. End
1107254	12	N/A	X358	SB65 ²⁴	SB138	1113100	12	S120 ⁴⁴	X291	SB148	N/A
1107335 ³⁰	12	●S100 ⁴⁷	X358	SB65	N/A	1113177	12	S120 ⁴⁴	X291	SB148	SB138
1107539 ³⁰	12	●S100 ⁴⁷	X291	N/A ²⁴	N/A	1113626	12	S120 ⁴⁴	X291	SB148	SB138
1108175	12	N/A	N/A	SB137	N/A	1113637	12	S120 ⁴⁴	X291	SB148	SB138

● A Borg-Warner Brand "P" Version Also Available See Inside Back Cover.

* For Standard Contact Assembly see Conversion Table.

²⁴ Also use SB135 Intermediate Bushing.

²⁶ This unit also uses G80 Alternator Capacitor.

³⁰ This unit also uses SC212 Starter Lever.

⁴⁴ For Solenoid Repair Kit use SR24.

⁴⁷ For Solenoid Repair Kit use SR16.

⁵⁹ When Coil Bracket is required, refer to Illustrated Bracket Guide.

⁶⁰ For Epoxy Coils see Conversion Table.

GIBSON MFG. CO.

PARTS FOR DISTRIBUTORS & COILS

Year	Cyl.	Volt	Model or Engine	For Distributor Number	Contact Assembly*			Cap	Rotor	6 Volt Coil ^{59,60}	12 Volt Coil ^{59,60}
					Heavy Duty	Heavy Duty Pierced	Con-denser				
4	6		H Tractor, IXB Eng.....	1111714, 1111729	A40H	A40V	●G120A	C150	D10	E1	N/R
6	6		I Tractor, QXD-5 Eng.....	1111721, 1111730	A40H	A40V	●G120A	C16A	D10	E1	N/R

CHARGING SYSTEM PARTS

PARTS FOR DELCO-REMY GENERATORS

Generator No.	Volt	Amp	Voltage Regulator	Voltage Regulator Fuse	Brush Set	Bushing
1101392.....	6	—	R193	RF35	X348	GB203
1101851.....	6	—	R195	RF35	X348	GB203

STARTING SYSTEM PARTS

PARTS FOR DELCO-REMY STARTERS

Starter Number	Volts	Starter Switch	Brush Set	Drive End	Bushings	
					Com. End	End
1107958.....	6	N/A	X145	N/A	N/A	N/A
1109602.....	6	N/A	N/A	N/A	N/A	SB65

GROVE MANUFACTURING

STARTING SYSTEM PARTS

PARTS FOR DELCO-REMY STARTERS

Starter Number	Volts	Starter Switch	Brush Set	Drive End	Bushings		Starter Number	Volts	Starter Switch	Brush Set	Drive End	Bushings	
					Com. End	End						Com. End	End
1109839.....	24	S726 ⁴³	X401	SB165	N/A	N/A	1114826.....	12	S727	X377	SB165	SB141	SB141
1109840.....	24	S726 ⁴³	X401	SB165	N/A	N/A	1114873.....	24	S726 ⁴³	N/A	SB165	N/A	N/A
1109841.....	24	S726 ⁴³	X401	SB165	N/A	N/A	1114874.....	24	S726 ⁴³	N/A	SB165	N/A	N/A
1113256.....	24	S906	N/A	SB148	N/A	N/A	1114879.....	24	S726 ⁴³	N/A	SB165	N/A	N/A
1113541.....	24	S726 ⁴³	N/A	SB165	N/A	N/A	1114882.....	12	S725 ⁴²	X377	SB165	SB141	SB141
1114823.....	12	S725 ⁴²	X377	SB165	SB141	SB141	1114899.....	12	S725 ⁴²	X377	SB165	SB141	SB141

● A Borg-Warner Brand "P" Version Also Available See Inside Back Cover.

* For Standard Contact Assembly see Conversion Table.

⁴² Use SR13 for Solenoids w/Oval Face Plate; SR26 for Solenoids w/Square Face Plate.

⁴³ Use SR14 for Solenoids w/Oval Face Plate; SR27 for Solenoids w/Square Face Plate.

⁵⁹ When Coil Bracket is required, refer to Illustrated Bracket Guide.

⁶⁰ For Epoxy Coils see Conversion Table.

GROVE MANUFACTURING — Cont'd

STARTING SYSTEM PARTS — Cont'd

PARTS FOR DELCO-REMY STARTERS — Cont'd

Starter Number	Volts	Starter Switch	Brush Set	Bushings		Starter Number	Volts	Starter Switch	Brush Set	Drive End	Com. End
				Drive End	Com. End						
1114905	24	S726 ⁴³	N/A	SB165	N/A	1990453	24	S5021 ⁵⁸	X396	SB165	SB148
1114921	24	S726 ⁴³	N/A	SB165	N/A	1990456	24	S5021 ⁵⁸	X396	SB165	SB148
1114923	24	S726 ⁴³	N/A	SB165	N/A	1990466	12	S5084	X395	SB165	SB148
1114927	12	S725 ⁴²	N/A	SB165	N/A	1990483	24	S5021 ⁵⁸	X396	SB165	SB148
1114935	24	S726 ⁴³	N/A	SB165	N/A	1990491	24	S5021 ⁵⁸	X396	SB165	SB148
1990269	24	S726 ⁴³	X400	SB165	N/A	1993878	12	S5131	X397	SB148	SB148
1990377	12	S5019 ⁵⁷	X395	SB165	SB148	1993902	24	S5146	X398	SB148	SB148
1990379	12	S5019 ⁵⁷	X395	SB165	SB148	10478911	24	S726 ⁴³	X400	SB165	N/A
1990435	24	S5021 ⁵⁸	X396	SB165	SB148	10479003	12	S5084	N/A	SB165	SB148

STARTER DRIVES

Starter Number	Part No.	Starter Number	Part No.
1109839	SD486	1114923	SD486
1109840	SD486	1114935	SD486
1109841	SD486	1990269	SD486
1113541	SD489	1990379	SD489
1114823	SD489	1990453	SD489
1114826	SD489	1990456	SD486
1114873	SD486	1990466	SD489
1114874	SD486	1990483	SD486
1114879	SD486	1990491	SD486
1114882	SD489	10478911	SD486
1114899	SD486	10479003	SD489
1114905	SD489		

HAGIE

Determine model and engine, then refer to the Wisconsin Engine section for parts used.

HANSON

(See Buda Engine HP326)

HARNISCHFEGER (P & H)

PARTS FOR DISTRIBUTORS & COILS

Year	Cyl.	Volt	Model or Engine	For Distributor Number	Contact Assembly*			Rotor	6 Volt Coil ^{59,60}	12 Volt Coil ^{59,60}	
					Heavy Duty	Heavy Duty Pierced	Con-denser				
1965-52	6	12	225A Crane Carrier	IGC-6001S	A81	N/A	G124 ²	C123	D103	N/R	E502

* For Standard Contact Assembly see Conversion Table.

² For Strap type use G136.

⁴² Use SR13 for Solenoids w/Oval Face Plate; SR26 for Solenoids w/Square Face Plate.

⁴³ Use SR14 for Solenoids w/Oval Face Plate; SR27 for Solenoids w/Square Face Plate.

⁵⁷ For Solenoid Repair Kit use SR29.

⁵⁸ For Solenoid Repair Kit use SR30.

⁵⁹ When Coil Bracket is required, refer to Illustrated Bracket Guide.

⁶⁰ For Epoxy Coils see Conversion Table.

HARNISCHFEGER — Cont'd

PARTS FOR DISTRIBUTORS & COILS — Cont'd

Year	Cyl.	Volt	Model or Engine	For Distributor Number	Contact Assembly*			Cap	Rotor	6 Volt Coil ^{59,60}	12 Volt Coil ^{59,60}
					Heavy Duty	Heavy Duty Pierced	Con-denser				
1954-50	6	12	Engine 6SRKR.....	IGC-6001K, IGC-4904	A81	N/A	G124 ²	C123	D103	N/R	E502
1952-50	6	6&12	150, 255A.....	IGC-4284A	A70	N/A	G124 ²	D18	D208	E5	E502 ¹
				IGC-6001-2F	A81	N/A	G124 ²	C123	D103	E5	E502 ¹

CHARGING SYSTEM PARTS

PARTS FOR DELCO-REMY ALTERNATORS

Alternator No.	Volt	Amp	Voltage Regulator	Brush Set	Positive Diode (3 Used)	Negative Diode (3 Used)
1100615 ²⁶	12	28	●R281	X285	SC2P	SC2N
1100629 ²⁶	12	42	R310	X285	SC2P	SC2N
1117073.....	32	30	R694	N/A	N/A	N/A
1117074.....	32	60	R694	N/A	N/A	N/A
1117772.....	24	45	R294	X355	N/A	N/A

PARTS FOR MOTOROLA ALTERNATORS

Alternator No.	Volt	Amp	Voltage Regulator	Brush Set	Positive Diode (3 Used)	Negative Diode (3 Used)
88U11D1.....	12	—	R2000	N/A	N/A	N/A
88U1401.....	12	—	R2000	N/A	N/A	N/A
88U14D1.....	12	—	R2000	N/A	N/A	N/A
8HC2009P... ..	12	—	R2000	N/A	N/A	N/A

PARTS FOR DELCO-REMY GENERATORS

Generator No.	Volt	Amp	Voltage Regulator	Voltage Regulator Fuse	Brush Set	Bushing	Generator No.	Volt	Amp	Voltage Regulator	Voltage Regulator Fuse	Brush Set	Bushing
1100315.....	12	20	R197	RF35	X270	N/A	1106867.....	24	20	R311	N/A	X263	N/A
1106757.....	6	55	N/A	N/A	X263	N/A	1106869.....	12	15	R128	N/A	X263	N/A
1106822.....	12	59	R187	N/A	X263	N/A	1106934.....	12	50	R187	N/A	X263	N/A
1106857.....	32	15	N/A	N/A	X263	N/A							

PARTS FOR PRESTOLITE GENERATORS

Generator No.	Volt	Amp	Voltage Regulator	Voltage Regulator Fuse	Brush Set	Bushing
GHD-6001AG..	6	15	N/A	RF35	X324	GB202
GJW-7301N....	6	5	N/A	N/A	X275	GB204

STARTING SYSTEM PARTS

PARTS FOR DELCO-REMY STARTERS

Starter Number	Volts	Starter Switch	Brush Set	Drive End	Bushings		Starter Number	Volts	Starter Switch	Brush Set	Drive End	Bushings	
					Com. End							Com. End	
1113611.....	12	S905	X291	N/A	SB138		1113921.....	32	S728	X306 ²⁰	N/A	SB141	
1113703.....	24	N/A	X346 ²⁰	N/A	SB141		1114072.....	12	S725 ⁴²	X347 ²⁰	N/A	SB141	
1113705.....	32	N/A	X346 ²⁰	N/A	SB141		1114106.....	12	S725 ⁴²	X347 ²⁰	N/A	SB141	

● A Borg-Warner Brand "P" Version Also Available See Inside Back Cover.

* For Standard Contact Assembly see Conversion Table.

¹ If 12 Volt with Resistor use E38 & RU12 Resistor.

² For Strap type use G136.

²⁰ Starters require various number of Brushes, order as needed.

²⁶ This unit also uses G80 Alternator Capacitor.

⁴² Use SR13 for Solenoids w/Oval Face Plate; SR26 for Solenoids w/Square Face Plate.

⁵⁹ When Coil Bracket is required, refer to Illustrated Bracket Guide.

⁶⁰ For Epoxy Coils see Conversion Table.

HARNISCHFEGER — Cont'd

STARTING SYSTEM PARTS — Cont'd

PARTS FOR PRESTOLITE STARTERS

Starter Number	Volts	Starter Switch	Brush Set	Bushings		Starter Number	Volts	Starter Switch	Brush Set	Bushings	
				Drive End	Com. End					Drive End	Com. End
MAU-4032	12	S72	N/A	SB136	SB59	ML-4319	12	S72	X329	SB140	N/A
ML-4187	6	S79	N/A	SB136	SB139	ML-4327	12	N/A	X329	SB140	N/A
ML-4193	12	S72	N/A	N/A	SB139	MZ-4051	6	S79	X326	SB64 ²⁵	N/A
ML-4312	6	S79	X329	SB136	N/A	MZ-4152	6	S79	X326	SB136	N/A
ML-4314	12	N/A	X329	SB140	SB139						

STARTER DRIVES

Starter Number	Part No.
1113921	SD486
1114072	SD486

HARRIS

PARTS FOR DISTRIBUTORS & COILS

Year	Cyl.	Volt	Model or Engine	For Distributor Number	Contact Assembly*			Cap	Rotor	6 Volt Coil ^{59,60}	12 Volt Coil ^{59,60}
					Heavy Duty	Heavy Duty Pierced	Con-denser				
6	6		PH-43, 53; 5A, 8A Eng. ...	IAD-4039-1, IAD-4040-1	A81	N/A	G124	C123	D103	E5	N/R
6	—		SPH-88, F6WC, F8, F8WC.	IAD-4025, IAD-6001E	A81	N/A	G124	C123	D103	N/A	N/A

CHARGING SYSTEM PARTS

PARTS FOR PRESTOLITE STARTERS

Generator No.	Volt	Amp	Voltage Regulator	Voltage Regulator Fuse	Brush Set	Bushing
GBM-4622-5 ...	—	—	N/A	N/A	N/A	GB200
GDZ-4822A ...	—	—	N/A	N/A	X260	GB200
GGW-6001C ...	6	—	R118	RF45	X260	GB200

STARTING SYSTEM PARTS

PARTS FOR PRESTOLITE STARTERS

Starter Number	Volts	Starter Switch	Brush Set	Bushings	
				Drive End	Com. End
MAB-4118	—	S79	X326	SB136	SB59
MCL-6107	—	S62	X330	SB64	SB59

* For Standard Contact Assembly see Conversion Table.

²⁵ Also use SB136 Intermediate Bushing.

⁵⁹ When Coil Bracket is required, refer to Illustrated Bracket Guide.

⁶⁰ For Epoxy Coils see Conversion Table.

HENRY CORP.
(See Allis-Chalmers)

HERCULES

PARTS FOR DISTRIBUTORS & COILS

Year	Cyl.	Volt	Model or Engine	For Distributor Number	Contact Assembly*			Cap	Rotor	6 Volt Coil ^{59,60}	12 Volt Coil ^{59,60}
					Heavy Duty	Heavy Duty Pierced	Con- denser				
2	6&12		BX, NX	IGW-4122	A70	N/A	G127	N/A	D91B	E5	E502 ¹
2	6&12		C2-90	IAD-4042	A81	N/A	G124 ²	N/A	D121	E5	E502 ¹
4	6&12		CV4-180	IAD-6004-1G, H, 1H	A81	N/A	G124 ²	C110	D121	E5	E502 ¹
4	6&12		G, GO Series	IAD-4043, A	A81	N/A	G124 ²	C110	D121	E5	E502 ¹
4	6&12		G-1400, G-1600	IAD-6013, A	A81	N/A	G124 ²	N/A	D121	E5	E502 ¹
4	12		G-1400	IDN-4009	N/R	N/R	N/R	C201	D177	N/R	●E30
4	6&12		G-1600 Lift Truck	IAD-6013B	A102V	N/A	G124	N/A	N/A	N/A	N/A
4	6&12		G-1600	IBT-4405	A102V	N/A	G124 ²	C202	D179	E5	E502 ¹
4	6&12		IX Series	IAD-6003B	A81	N/A	G124 ²	C110	D121	E5	E502 ¹
4	6&12		IX Series	IGW-4120, 57A	A70	N/A	G127	C131	D91B	E5	E502 ¹
4	6&12		IX Series	IGW-4164	A70	N/A	G127	C22 ⁷	D91B	E5	E502 ¹
4	6&12		JX 4 Series	IAD-4037	A81	N/A	G124 ²	C110	D121	E5	E502 ¹
4	—		Mutt — M151, M718, M825 (M151-A2 Eng.)...	IDA-4402UT	A70	N/A	G124 ²	N/A	D183	N/A	N/A
4	—		M-151	IAU-4020UT, IDA-4401UT	A81	N/A	G124 ²	N/A	D183	N/A	N/A
4	6&12		ZX Series	IAD-6003B	A81	N/A	G124 ²	C110	D121	E5	E502 ¹
4	6&12		ZX Series	IGW-4120	A70	N/A	G127	C131	D91B	E5	E502 ¹
4	6&12		ZX Series	IGW-4164	A70	N/A	G127	C22 ⁷	D91B	E5	E502 ¹
6	6&12		G, GO Series	IAD-4044, IAD-6001G	A81	N/A	G124 ²	C123	D103	E5	E502 ¹
6	6&12		HX Series	IAD-4034	A81	N/A	G124 ²	C123	D103	E5	E502 ¹
6	6&12		HX Series	IGC-4281A	A70	N/A	G136	D18	D208	E5	E502 ¹
6	6&12		JX Series	IAD-4012A, 19A	A81	N/A	G124 ²	C123	D103	E5	E502 ¹
6	6&12		JX Series	IAD-6001E, F, 2A	A81	N/A	G124 ²	C123	D103	E5	E502 ¹
6	6&12		JX Series	IGC-4227B, C	A70	N/A	G124 ²	D18	D208	E5	E502 ¹
6	6&12		JX Series	IGC-4262	A70	N/A	G124 ²	D18	D208	E5	E502 ¹
6	6&12		JX Series	IGC-4808A	A81	N/A	G124 ²	C123	D103	E5	E502 ¹
6	6&12		JX Series	IGC-6001C, E	A81	N/A	G124 ²	C123	D103	E5	E502 ¹
6	6&12		JX Series	IGW-4033, IGW-4110	A70	N/A	G127	C247	D91B	E5	E502 ¹
6	6&12		QX Series	IAD-6001D, E, 2A	A81	N/R	G124 ²	C123	D103	E5	E502 ¹

● A Borg-Warner Brand "P" Version Also Available See Inside Back Cover.

* For Standard Contact Assembly see Conversion Table.

¹ If 12 Volt with Resistor use E38 & RU12 Resistor.

² For Strap type use G136.

⁷ Also use C21A Cap Cover.

⁵⁹ When Coil Bracket is required, refer to Illustrated Bracket Guide.

⁶⁰ For Epoxy Coils see Conversion Table.

HERCULES — Cont'd

PARTS FOR DISTRIBUTORS & COILS — Cont'd

Year	Cyl.	Volt	Model or Engine	For Distributor Number	Contact Assembly*			Rotor	6 Volt Coil ^{59,60}	12 Volt Coil ^{59,60}
					Heavy Duty	Heavy Duty Pierced	Con-denser			
6	6&12	QX Series.....	IGC-4227C, IGW-4262	A70	N/A	G124 ²	C123	D103	E5	E502 ¹
6	6&12	QX Series.....	IGW-4038A	A70	N/A	G127	C247	D91B	E5	E502 ¹
6	6&12	QX Series.....	IGW-4110	A70	N/A	G127	C247	D91B	E5	E502 ¹
6	6&12	RX Series.....	IAD-4016, A, 34	A81	N/A	G124 ²	C123	D103	E5	E502 ¹
6	6&12	RX Series.....	IAD-6001F	A81	N/A	G124 ²	C123	D103	E5	E502 ¹
6	6&12	RX Series.....	IGC-4262	A70	N/A	G124 ²	D18	D208	E5	E502 ¹
6	6&12	RX Series.....	IGC-6001E	A81	N/A	G124 ²	C123	D103	E5	E502 ¹
6	6&12	TDX Series	IAD-4016, A	A81	N/A	G124 ²	C123	D103	E5	E502 ¹
6	6&12	TDX Series	IGC-4281A	A70	N/A	G124 ²	D18	D208	E5	E502 ¹
6	6&12	WX Series	IAD-4016, A, 34	A81	N/A	G124 ²	C123	D103	E5	E502 ¹
6	6&12	WX Series	IGC-4227C	A70	N/A	G124 ²	D18	D208	E5	E502 ¹
6	6&12	WX Series	IGC-4251B	A70	N/A	G124 ²	D18	D208	E5	E502 ¹
6	6&12	WX Series	IGC-4262	A70	N/A	G124 ²	D18	D208	E5	E502 ¹
6	6&12	WX Series	IGC-6001C, E, G	A81	N/A	G124 ²	C123	D103	E5	E502 ¹
6	6&12	YX Series	IGC-4262	A70	N/A	G124 ²	D18	D208	E5	E502 ¹

CHARGING SYSTEM PARTS

PARTS FOR MOTOROLA ALTERNATORS

Alternator No.	Volt	Amp	Voltage Regulator	Brush Set	Positive Diode (3 Used)	Negative Diode (3 Used)
A12N451D ...	12	—	R326	N/A	N/A	N/A
A12N600	12	—	R284	N/A	N/A	N/A
MA12N451 ...	12	—	R284	N/A	N/A	N/A
RA12N451D..	12	—	R326	N/A	N/A	N/A

PARTS FOR PRESTOLITE ALTERNATORS

Alternator No.	Volt	Amp	Voltage Regulator	Brush Set	Positive Diode (3 Used)	Negative Diode (3 Used)	Alternator No.	Volt	Amp	Voltage Regulator	Brush Set	Positive Diode (3 Used)	Negative Diode (3 Used)
ALD-5101S	12	40	●R280 ³¹	X604	N/A	N/A	ALK-7305S	12	35	R628	N/A	N/A	N/A
ALK-6315S	12	35	R628	N/A	N/A	N/A	ALK-7315S	12	35	R628	N/A	N/A	N/A
ALK-6320S	12	35	R628	N/A	N/A	N/A	ALK-7320S	12	35	R628	N/A	N/A	N/A
ALK-6323S	12	35	R628	N/A	N/A	N/A	ALK-7323S	12	35	R628	N/A	N/A	N/A

PARTS FOR PRESTOLITE GENERATORS

Generator No.	Volt	Amp	Voltage Regulator	Voltage Regulator Fuse	Brush Set	Brushing	Generator No.	Volt	Amp	Voltage Regulator	Voltage Regulator Fuse	Brush Set	Brushing
GAS-4119	6	15	R11	N/A	X323	N/A	GAS-4127	6	15	R11	N/A	X323	N/A
GAS-4120	6	15	R11	N/A	X323	N/A	GAS-4128	6	15	R11	N/A	X323	N/A
GAS-4123	6	15	R11	N/A	X323	N/A	GAS-4140	6	—	R11	N/A	X323	N/A

● A Borg-Warner Brand "P" Version Also Available See Inside Back Cover.

* For Standard Contact Assembly see Conversion Table.

¹ If 12 Volt with Resistor use E38 & RU12 Resistor.

² For Strap type use G136.

³¹ R692 Solid State Regulator may be used in place of ●R280.

⁵⁹ When Coil Bracket is required, refer to Illustrated Bracket Guide.

⁶⁰ For Epoxy Coils see Conversion Table.

HERCULES — Cont'd

CHARGING SYSTEM PARTS — Cont'd

PARTS FOR PRESTOLITE GENERATORS — Cont'd

Generator No.	Volt	Amp	Voltage Regulator	Voltage Regulator Fuse	Brush Set	Bushing	Generator No.	Volt	Amp	Voltage Regulator	Voltage Regulator Fuse	Brush Set	Bushing
GAS-4141	6	15	R11	N/A	X323	N/A	GFB-4808-3	12	—	N/A	N/A	N/A	GB200
GAS-4147	6	—	R11	N/A	N/A	N/A	GFW-4809	12	—	N/A	N/A	N/A	GB200
GAS-4153	6	15	R11	N/A	X323	N/A	GFW-4815	12	—	N/A	N/A	N/A	GB200
GAS-4176	6	15	N/A	N/A	X323	N/A	GFW-4823	12	—	N/A	N/A	N/A	GB200
GAS-4197	6	15	R621	RF35	X323	N/A	GFW-4824	12	—	N/A	N/A	N/A	GB200
GBM-4620-1	6	—	R11	N/A	X324	GB200	GFW-4825	12	—	N/A	N/A	N/A	GB200
GBM-4621-5	6	15	R11	N/A	X324	GB200	GFW-4826	12	—	N/A	N/A	N/A	GB200
GBM-4622-5	6	15	R621	RF35	X324	GB200	GJA-4808-2	6	16	R621	RF35	N/A	GB200
GBM-4809B-5	6	15	R621	RF35	X324	GB200	GGA-4816	12	35	R185	RF35	N/A	N/A
GBM-4818A-1	6	15	R11	N/A	X324	GB200	GGC-4802B	12	8	N/A	N/A	X260	GB200
GBM-4822A-5	6	15	R621	RF35	X324	GB200	GGC-4802S	12	8	N/A	N/A	X260	GB200
GBM-4822BN-5	6	15	N/A	N/A	X324	GB200	GGE-4806B	6	14	N/A	N/A	N/A	GB200
GBU-4214	—	—	N/A	N/A	X324	GB200	GGJ-6101C	6	55	N/A	RF45	N/A	N/A
GBW-4802	6	—	N/A	N/A	X260	N/A	GGU-6001S	6	45	R142(P)	RF45		
GCM-4804	6	—	R11	N/A	N/A	N/A				R170(N)	RF45	X260	GB202
GCM-4804-4	6	—	R11	N/A	N/A	N/A	GGW-4801F	6	45	R142(P)	RF45		
GCM-4806-4	6	15	R11	N/A	N/A	N/A				R170(N)	RF45	X275	GB202
GCM-4811	6	—	R11	N/A	N/A	N/A	GGW-6001S	6	45	R142(P)	RF45		
GCM-4811-4	6	—	R11	N/A	N/A	N/A				R170(N)	RF45	X260	GB202
GCM-4824-4	6	15	R11	N/A	N/A	N/A	GHD-6001AD	6	15	N/A	RF35	X324	GB202
GDM-4803-1	—	—	N/A	N/A	X323	N/A	GHD-6001AE	6	15	N/A	RF35	X324	GB202
GDY-4117	12	7	N/A	N/A	X323	N/A	GHD-6001AF	6	15	N/A	RF35	X324	GB202
GDZ-4801B	6	—	R118	RF45	X260	GB200	GHD-6001L-1	6	15	N/A	RF35	X324	GB202
GDZ-4801L, LP	6	35	R118(P)	RF45			GHD-6001Q-1	6	15	N/A	RF35	X324	GB202
			R121(N)	RF35	X260	GB200	GHD-6001SS	6	15	N/A	RF35	X324	GB202
GDZ-4813B	6	35	R118(P)	RF45			GHD-6001SSN	6	15	N/A	RF35	X324	GB202
			R121(N)	RF35	X260	N/A	GHD-6001X	6	15	N/A	RF35	X324	GB202
GDZ-6003	6	17	R704	RF35	N/A	GB202	GHD-6001YN	6	15	N/A	RF35	X324	GB202
GEB-4804A	6	—	R118	RF45	N/A	N/A	GHH-6001G	12	15	N/A	RF35	X324	GB202
GEB-4824	6	—	R118	RF45	N/A	N/A	GHH-6001K	12	15	N/A	RF35	X324	GB202
GEF-4806	12	18	N/A	N/A	N/A	GB200	GHH-6006	12	15	N/A	RF35	X324	GB202
GEF-4819S	12	12	N/A	N/A	N/A	GB200	GHH-6006K	12	15	N/A	RF35	X324	GB202
GEF-5001	12	12	N/A	N/A	N/A	GB202	GHS-6002DT	24	18	N/A	N/A	X294	N/A
GEF-5003	12	—	N/A	N/A	X275	GB202	GJC-6001A	12	30	R185	RF35	X275	GB202
GEF-5003A	12	—	N/A	N/A	X275	GB202	GJT-7101DN	12	25	R230	RF35	X275	GB204
GEF-5004A	12	—	N/A	N/A	X275	GB202	GJT-7101FN	12	25	R230	RF35	X275	GB204
GEG-4822	6	—	R118	RF45	N/A	N/A	GJT-7303S	12	10	N/A	N/A	X275	GB204
GFB-4803-3	12	—	N/A	N/A	N/A	GB200	GKJ-7303S	12	10	N/A	N/A	X275	GB204
GFB-4804-3	12	—	N/A	N/A	N/A	GB200	GKT-7303S	12	—	N/A	N/A	X275	N/A
GFB-4805-3	12	—	N/A	N/A	N/A	GB200	GMB-4121	6	—	R11	N/A	N/A	N/A

STARTING SYSTEM PARTS

PARTS FOR PRESTOLITE STARTERS

Starter Number	Volts	Starter Switch	Brush Set	Bushings		Starter Number	Volts	Starter Switch	Brush Set	Bushings	
				Drive End	Com. End					Drive End	Com. End
MAB-4071	6	S5	X327	SB136 ²⁵	SB59	MAB-4125	6	N/A	X327	SB136 ²⁵	SB59
MAB-4072A	6	S5	X327	SB136 ²⁵	SB59	MAK-4014	6	S79	N/A	N/A	N/A
MAB-4082	6	S5	X327	SB136 ²⁵	SB59	MAS-4003	12	S5	N/A	SB136	N/A
MAB-4085A, B	6	N/A	X327	SB136 ²⁵	SB59	MAS-4011	12	S72	N/A	SB136	SB139
MAB-4092	6	S79	N/A	N/A	N/A	MAS-4034	12	S5	N/A	N/A	N/A
MAB-4093	6	S79	X327	SB136 ²⁵	SB59	MAS-4036	12	S5	N/A	N/A	N/A
MAB-4101, A	6	S79	X327	SB136 ²⁵	SB59	MAS-4041	12	S72	N/A	N/A	N/A
MAB-4106	6	S79	X327	SB136 ²⁵	SB59	MAS-4047	12	S72	N/A	N/A	N/A
MAB-4118, A	6	S79	X327	SB136 ²⁵	SB59	MAS-4104	12	N/A	X329	SB136	SB139
MAB-4120	6	S79	X327	SB136 ²⁵	SB59	MAS-4107	12	N/A	X329	SB136	SB139

²⁵ Also use SB136 Intermediate Bushing.
(P) Positive Ground.

(N) Negative Ground.

HERCULES — Cont'd

STARTING SYSTEM PARTS — Cont'd

PARTS FOR PRESTOLITE STARTERS — Cont'd

Starter Number	Volts	Starter Switch	Brush Set	Bushings		Starter Number	Volts	Starter Switch	Brush Set	Drive End	Com. End
				Drive End	Com. End						
MAU-4005	12	N/A	N/A	SB136 ²⁵	SB59	MDY-7019	12	S72	X332	SB136	N/A
MAU-4006	12	N/A	N/A	SB136 ²⁵	SB59	MFD-6002T	24	N/A	N/A	SB64	N/A
MAU-4007	6	S72	N/A	N/A	N/A	MFY-6101BUT, IUT	24	N/A	N/A	GB200	N/A
MAU-4008	6	S72	N/A	N/A	N/A	ML-4173	12	S5	N/A	N/A	SB139
MAU-4010	6	S72	N/A	N/A	N/A	ML-4192	6	S79	N/A	SB136	SB139
MAU-4011A	6	S5	N/A	N/A	N/A	ML-4318	6	S5	X329	SB136	SB139
MAU-4016	6	S72	N/A	N/A	N/A	ML-4319	12	S72	X329	SB140	SB139
MAU-4023	6	S79	N/A	N/A	N/A	ML-4322	12	S72	X329	SB140	SB139
MAU-4026	6	S72	N/A	N/A	N/A	ML-4324	6	S79	X329	SB136	SB139
MAU-4027	6	S72	N/A	N/A	N/A	ML4327	12	N/A	X329	SB140	SB139
MAU-4041	12	S72	N/A	SB136	SB59	MR-4118	12	N/A	N/A	SB140	SB139
MBG-4004	12	N/A	X326	N/A	SB59	MR-4119	12	S72	N/A	SB140	SB139
MBG-4018	12	N/A	X326	SB64 ²⁵	N/A	MZ-4063	6	S62	X326	N/A	SB59
MBG-4112, A	12	S72	X326	SB136	N/A	MZ-4073	6	N/A	X326	N/A	SB59
MBG-4115	12	S72	X326	SB136	N/A	MZ-4085T	6	N/A	N/A	SB136	N/A
MBG-4131	12	S72	X326	SB136 ²⁵	N/A	MZ-4098	6	N/A	X326	N/A	SB59
MBG-4141	12	S5	X326	N/A	N/A	MZ-4130, A	6	S79	X326	N/A	SB59
MCL-6004A	6	S79	X326	SB136	N/A	MZ-4135	6	S79	X326	SB136	SB59
MCL-6024	6	N/A	X331	SB136	N/A	MZ-4138	6	S79	X326	SB136 ²⁵	SB59
MCL-6119	6	S79	X330	SB136	N/A	MZ-4138T	6	N/A	N/A	SB136	N/A
MCZ-4105T	24	N/A	N/A	SB64	N/A	MZ-4150	6	S79	X326	SB136 ²⁵	N/A
MCZ-4111T	24	N/A	N/A	SB64	N/A	MZ-4170	6	S79	X326	SB136	N/A
MDL-6024	12	S72	X331	SB136	N/A	MZ-4179	6	S79	X326	SB136	N/A
MDU-8007A, T	12	N/A	X332	SB106	N/A	MZ-4188	6	S79	X326	SB136	N/A
MDY-7010	12	S72	X332	SB136	N/A	MZ-4191T	6	N/A	N/A	SB136	N/A
MDY-7014	12	N/A	X332	SB136	N/A	MZ-4198	6	S79	X326	SB136	N/A

STARTER DRIVES

Starter Number	Part No.	Starter Number	Part No.
MAB-4071	SD135	MAU-4006	SD144
MAB-4082	SD135	MBG-4131	SD135
MAB-4085A	SD144	MCL-6004A	SD568
MAB-4101	SD144	MDY-7010	SD568
MAB-4106	SD135	MDY-7014	SD568
MAB-4118	SD135	MDY-7019	SD568
MAB-4135	SD135	MZ-4135	SD135
MAU-4005	SD135	MZ-4170	SD568

HESSTON MFG. CO.

Determine model and engine, then refer to the Wisconsin Engine section for parts used.

²⁵ Also use SB136 Intermediate Bushing.

HOBART

PARTS FOR DISTRIBUTORS & COILS											
Year	Cyl.	Volt	Model or Engine	For Distributor Number	Contact Assembly*			Cap	Rotor	6 Volt Coil ^{59,60}	12 Volt Coil ^{59,60}
					Heavy Duty	Heavy Duty Pierced	Con-denser				
1969-64	4	12	G-200, G-250.....	IAY-4401	A81	N/A	G124 ²	C146	D141	N/R	E502

STARTING SYSTEM PARTS

PARTS FOR PRESTOLITE STARTERS

Starter Number	Volts	Starter Switch	Brush Set	Drive End	Bushings
					Com. End
MDU-7017	12	S72	X332	SB136	N/A

FRANK G. HOUGH

(See International Harvester)

HUBER-WARCO

PARTS FOR DISTRIBUTORS & COILS											
Year	Cyl.	Volt	Model or Engine	For Distributor Number	Contact Assembly*			Cap	Rotor	6 Volt Coil ^{59,60}	12 Volt Coil ^{59,60}
					Heavy Duty	Heavy Duty Pierced	Con-denser				
1962	4	6	3-5 Ton, 5-8 Ton, 8-12 Ton Tandem Roller.....	1111736, 1112573	A40H	A40V	G102A	C150	D10	E1	N/R
1962	6	6	8-12 Ton 3 Wheel Roller...	1111880	A40H	A40V	G102A	C16A	N/A	E1	N/R
1959-56	4	6&12	3-5 Ton, 5-8 Ton, 8-10 Ton, 8-12 Ton, 10-14 Ton Tandem Roller.....	1111736, 1112573	A40H	A40V	G102A	C150	D10	E1	E40
1959-56	6	6&12	10-12-14 Ton 3 Wheel Roller.....	1111880	A40H	A40V	G102A	C16A	N/A	E1	E40
1959-55	4	6&12	Maintainer.....	1111717	A40H	A40V	G102A	C150	N/A	E1	E40
1955-49	6	6	Maintainer, 3 Wheel, Tandem Rollers.....	1110198	A40H	A40V	G102A	C16A	N/A	E1	N/R
1952-50	6	6	Maintainer, 5 Ton 3 Wheel, 5 Ton Tandem Rollers.....	623P, R	A124H	N/A	G102A	N/A	D8	E1	N/R
1950	6	6	8 Ton 3 Wheel, Tandem Rollers.....	622D	A124H	N/A	G102A	N/A	D8	E1	N/R

* For Standard Contact Assembly see Conversion Table.

² For Strap type use G136.

⁵⁹ When Coil Bracket is required, refer to Illustrated Bracket Guide.

⁶⁰ For Epoxy Coils see Conversion Table.

HUBER-WARCO — Cont'd

CHARGING SYSTEM PARTS

PARTS FOR DELCO-REMY ALTERNATORS

Alternator No.	Volt	Amp	Voltage Regulator	Brush Set	Positive Diode (3 Used)	Negative Diode (3 Used)
1100628	12	37	●R281	X285	SC2P	SC2N

PARTS FOR MOTOROLA ALTERNATORS

Alternator No.	Volt	Amp	Voltage Regulator	Brush Set	Positive Diode (3 Used)	Negative Diode (3 Used)
A12N525	12	—	R284	N/A	N/A	N/A
A12N600	12	55	R284	N/A	N/A	N/A

PARTS FOR DELCO-REMY GENERATORS

Generator No.	Volt	Amp	Voltage Regulator	Voltage Regulator Fuse	Brush Set	Bushing	Generator No.	Volt	Amp	Voltage Regulator	Voltage Regulator Fuse	Brush Set	Bushing
1100964	12	12	R198	N/A	X349	GB203	1102180	12	14	R317	N/A	X270	N/A
1101392	6	15	R193	RF35	N/A	GB203	1102720	6	30	R129	RF35	X228	N/A
1101417	6	15	R193	RF35	N/A	GB203	1102731	6	40	R136	RF45	X228	GB203
1101669	6	20	R193	RF35	X360	N/A	1102978	12	20	R308	RF35	X228	N/A
1101679	6	16	R193	N/A	X360	N/A	1105912	12	20	R308	RF35	X228	N/A
1101862	6	20	N/A	N/A	X228	N/A	1105914	12	20	R308	RF35	X228	N/A
1102023	12	25	R308	RF35	X270	N/A	1106812	12	40	R236	RF45	X263	N/A
1102024	12	25	R308	RF35	X270	N/A	1106822	12	50	R187	N/A	X263	N/A
1102040	12	30	R153	RF35	X270	N/A	1106824	12	50	R187	N/A	X263	N/A

STARTING SYSTEM PARTS

PARTS FOR DELCO-REMY STARTERS

Starter Number	Volts	Starter Switch	Brush Set	Bushings		Starter Number	Volts	Starter Switch	Brush Set	Bushings	
				Drive End	Com. End					Drive End	Com. End
737A	12	●S58	N/A	SB0	N/A	1108953	6	S5	X347 ²⁰	N/A ²⁴	SB0
1107454	6	N/A	X145	SB137	SB138	1109040	12	N/A	X346 ²⁰	N/A ²⁴	SB0
1108045	6	S62	X145	SB137	SB138	1109108	12	N/A	X344 ²⁰	SB137	N/A
1108057	6	S62	X145	SB137	SB138	1113008	12	N/A	X291	N/A ²⁴	SB138
1108175	12	●S58	N/A	SB137 ⁴⁵	N/A	1113037	12	N/A	X291	N/A ²⁴	SB138
1108801	12	N/A	X346 ²⁰	N/A	SB141	1113307	12	N/A	X291	N/A	SB138
1108854	32	N/A	X346 ²⁰	N/A	SB141	1114000	12	N/A	X347 ²⁰	N/A	SB141
1108855	24	N/A	X346 ²⁰	N/A	SB141						

● A Borg-Warner Brand "P" Version Also Available See Inside Back Cover.

²⁰ Starters require various number of Brushes, order as needed.

²⁴ Also use SB135 Intermediate Bushing.

⁴⁵ Also use SB138 Intermediate Bushing.

HY-DYNAMIC

PARTS FOR DISTRIBUTORS & COILS

Year	Cyl.	Volt	Model or Engine	For Distributor Number	Contact Assembly*				Rotor	6 Volt Coil ^{59,60}	12 Volt Coil ^{59,60}
					Heavy Duty	Heavy Duty Pierced	Con-denser	Cap			
1972-71	6	12	250C Crane	1112682	A103M	●A109V	●G126	●C168	●D152	N/R	E40
1970-67	6	12	140, 160, 190 Loader Backhoe, 250C, 300C Crane	1111731	A40H	A40V	G102A	C16	N/A	N/R	E40
1966-65	6	12	"A" Dynahoe	1111731	A40H	A40V	G102A	C16	N/A	N/R	E40

CHARGING SYSTEM PARTS

PARTS FOR DELCO-REMY ALTERNATORS

Alternator No.	Volt	Amp	Voltage Regulator	Brush Set	Positive Diode (3 Used)	Negative Diode (3 Used)
1100689 ²⁶	12	42	R310	X302	SC2P	SC2N
1100711 ²⁶	12	42	R310	X302	SC2P	SC2N
1100720	12	32	R310	X302	SC2P	SC2N
1117769	12	62	R293	X355	N/A	N/A
1117780	12	55	R310	X368	N/A	N/A

PARTS FOR DELCO-REMY GENERATORS

Generator No.	Volt	Amp	Voltage Regulator	Voltage Regulator Fuse	Brush Set	Bushing
1102034	12	30	R153	RF35	X270	N/A
1102209	12	20	R153(N) VR123(P)	RF35	X270	N/A
1102287	12	25	R308	RF35	X270	N/A
1105217	24	30	N/A	N/A	X270	N/A
1105946	12	35	R153(N)	RF35	X353	N/A

STARTING SYSTEM PARTS

PARTS FOR DELCO-REMY STARTERS

Starter Number	Volts	Starter Switch	Brush Set	Bushings		Starter Number	Volts	Starter Switch	Brush Set	Bushings	
				Drive End	Com. End					Drive End	Com. End
1107249 ³⁰	12	●S100 ⁴⁷	X358	N/A ²⁴	SB138	1113059	12	S120 ⁴⁴	X291	SB148	N/A
1107827	12	N/A	N/A	SB0	N/A	1113089	12	S120 ⁴⁴	X291	SB148	N/A
1108342	12	N/A	X358	SB0	N/A	1113105	24	N/A	N/A	SB148 ²⁴	SB138

● A Borg-Warner Brand "P" Version Also Available See Inside Back Cover.

* For Standard Contact Assembly see Conversion Table.

²⁴ Also use SB135 Intermediate Bushing.

²⁶ This unit also uses G80 Alternator Capacitor.

³⁰ This unit also uses SC212 Starter Lever.

⁴⁴ For Solenoid Repair Kit use SR24.

⁴⁷ For Solenoid Repair Kit use SR16.

⁵⁹ When Coil Bracket is required, refer to Illustrated Bracket Guide.

⁶⁰ For Epoxy Coils see Conversion Table.

(P) Positive Ground.

(N) Negative Ground.

HY-DYNAMIC — Cont'd

STARTING SYSTEM PARTS — Cont'd

PARTS FOR DELCO-REMY STARTERS — Cont'd

Starter Number	Volts	Starter Switch	Brush Set	Bushings		Starter Number	Volts	Starter Switch	Brush Set	Drive End	Com. End
				Drive End	Com. End						
1113183	12	S120 ⁴⁴	X291	SB148	SB138	1114078	12	S725 ⁴²	X306 ²⁰	N/A	SB141
1113186	24	N/A	N/A	SB148 ²⁴	SB138	1114128	12	S725 ⁴²	X347 ²⁰	N/A	SB141
1114077	12	S725 ⁴²	X306 ²⁰	N/A	SB141						

STARTER DRIVES

Starter Number	Part No.	Starter Number	Part No.
1107249	SD279	1113183	SD282
1107827	SD135	1114078	SD486
1113059	SD282	1114128	SD486
1113089	SD282		

HYSTER

PARTS FOR DISTRIBUTORS & COILS

Year	Cyl.	Volt	Model or Engine	For Distributor Number	Contact Assembly*			Cap	Rotor	6 Volt Coil ^{59,60}	12 Volt Coil ^{59,60}
					Heavy Duty	Heavy Duty Pierced	Con-denser				
1988-79	6	12	S60-100B, H60-90C, P60-80A, S125-150A	IBT-6704	A105	N/A	G124	C203	D181	N/R	E502
1983-79	4	12	S20-30A, H20-30E, S-30-50C	IBT-4707	A105	N/A	G124	C207	D181	N/R	E502
1979-78	4	12	Misc. Models	IBT-4705	A105	N/A	G136	C202	D141	N/R	N/A
1979-78	6	12	Misc. Models	IBT-6702	A105	N/A	G136	N/A	D141	N/R	N/A
1978-72	4	12	Challenger H-20, 25, 30, 60, 70, Spacesaver S-20, 25, 30, 40, 50 Lift Truck	1112673	A103M	●A109V	●G126	C167	●D152	N/R	E502
1978-72	4	12	Challenger H-40, 50 Lift Truck	1112443	A103M	●A109V	●G126	C167	●D152	N/R	E502
1978-72	6	12	Challenger H-110, 130, 150 Lift Truck, C-350A Roller, C-530, 550A Compactor	1110493	A103M	●A109V	●G126	●C168	●D152	N/R	●E30
1978-72	6	12	Challenger H-150, 165, 180, 200, 225, 250, 300, Pioneer P-125, 150, 165, 180 Lift Truck, M-200, 300, 400 Straddle Truck, K-200, 250, 300 Rough Terrain Crane	1110471	A103M	●A109V	●G126	●C168	●D152	N/R	●E30
1978-72	6	12	Challenger H-360, 400, 460, 520, 620 Lift Truck	1110478	A103M	●A109V	●G126	●C168	●D152	N/R	●E30

● A Borg-Warner Brand "P" Version Also Available See Inside Back Cover.

* For Standard Contact Assembly see Conversion Table.

²⁰ Starters require various number of Brushes, order as needed.

²⁴ Also use SB135 Intermediate Bushing.

⁴² Use SR13 for Solenoids w/Oval Face Plate; SR26 for Solenoids w/Square Face Plate.

⁴⁴ For Solenoid Repair Kit use SR24.

⁵⁹ When Coil Bracket is required, refer to Illustrated Bracket Guide.

⁶⁰ For Epoxy Coils see Conversion Table.

HYSTER — Cont'd

PARTS FOR DISTRIBUTORS & COILS — Cont'd

Year	Cyl.	Volt	Model or Engine	For Distributor Number	Contact Assembly*			Cap	Rotor	6 Volt Coil ^{59,60}	12 Volt Coil ^{59,60}
					Heavy Duty	Heavy Duty Pierced	Con- denser				
1978-72	6	12	Space Saver S-60, 70, 80, 100, 125, 150, Pioneer A-60, 80 Lift Truck, KE100 Karry Crane	1112672	A103M	●A109V	●G126	●C168	●D152	N/R	E40
1969-67	4	12	Challenger H-20E, 25E, 30E, Space Saver S-20A, 25A, 30A Lift Truck, KE Karry Crane	1112673	A103M	●A109V	●G126	●C168	●D152	N/R	E502
1969-67	4	12	Space Saver S-30B, 40B, 50B Lift Truck Top	1112637	A103M	●A109V	●G126	C167	●D152	N/R	E502
			Outlet	1112635	A103M	●A109V	●G126	N/A	N/A	N/R	E502
1969-67	4	12	Space Saver S-40C, 50C Lift Truck	1112677	A103M	●A109V	●G126	N/A	N/A	N/R	E502
1969-67	4	12	Challenger H-40F, 50F Lift Truck	1112443	A103M	●A109V	●G126	C167	●D152	N/R	E502
1969-67	6	12	C-450, 500, 550 Compactor.....	1110360, 1112672	A103M	●A109V	●G126	●C168	●D152	N/R	E502
1969-67	6	12	Challenger H-150E, 165E, 180E, 200E, 200ES, 225E, 250A, 250E, 300A, Pioneer P-125A, 150A, 165A, 180A Lift Truck, M-200H, 300H, 400H Straddle Truck.....	1110317	A103M	●A109V	●G126	●C168	●D152	N/R	●E30 ³
1969-67	6	12	Challenger H-360A, 400A, 460A Lift Truck	1110359	A103M	●A109V	●G126	●C168	●D152	N/R	●E30 ³
1969-67	6	12	Challenger H-60C, 70C, 80C, 100C, 120C, Pioneer P-60A, Space Saver S-60B, 70B, 80B, 100B Lift Truck	1112672	A103M	●A109V	●G126	●C168	●D152	N/R	E502
1966	4	12	Challenger H-20E, 25E, Space Saver S-20A, 25A, 30A Lift Truck	1112637	A103M	●A109V	●G126	C167	●D152	N/R	E40
1966-65	4	12	Challenger UE-30, YE-40, HE-50, Space Saver S-30, 40, 50 Lift Truck, KE Karry Crane	1112637	A103M	●A109V	●G126	C167	●D152	N/R	E40
1966-65	4	12	Challenger H-30, 40, 50 Lift Truck	1112666	A103M	●A109V	●G126	C167	●D152	N/R	E40
1966-65	6	12	M-200, 300, 400 Straddle Truck	1110317	A103M	●A109V	●G126	●C168	●D152	N/R	●E30 ³
1966-65	6	12	M-500, 600 Straddle Truck	1111714	A40H	A40V	G102A	C16A	N/A	N/R	E40
1966-65	6	12	Challenger H-150, 165, 180, 200, 225 Lift Truck	1110262	●A120	A120V	●G120A	C165	D137R	N/R	●E30 ¹

● A Borg-Warner Brand "P" Version Also Available See Inside Back Cover.

* For Standard Contact Assembly see Conversion Table.

¹ If 12 Volt with Resistor use E38 & RU12 Resistor.

³ For Resistor use RU4.

⁵⁹ When Coil Bracket is required, refer to Illustrated Bracket Guide.

⁶⁰ For Epoxy Coils see Conversion Table.

HYSTER — Cont'd

PARTS FOR DISTRIBUTORS & COILS — Cont'd											
Year	Cyl.	Volt	Model or Engine	For Distributor Number	Contact Assembly*					6 Volt Coil ^{59,60}	12 Volt Coil ^{59,60}
					Heavy Duty	Heavy Duty Pierced	Con-denser	Cap	Rotor		
1966-63	6	12	Challenger H-60C, 60CP, 70C, 70CP, 80C, 80CP, 100C, 120C, Space Saver S-60, 60PS, 70, 70PS, 80, 80PS Lift Truck, C-500 9 Wheel Pneumatic Compactor....	1111883	A40H	A40V	G102A	N/A ⁸	N/A	N/R	E40
1966-63	6	12	Challenger H-360A, 360AD, 400A, 400AD, 460AD Lift Truck	1111774	A40H	A40V	G102A	C16A	N/A	N/R	E40
1965	6	12	Challenger H-250A, 300A, Pioneer P-100-4WD Lift Truck	1110317	A103M	●A109V	●G126	●C168	●D152	N/R	●E30 ³
1965-63	4	12	Challenger H-20E, 20EP, 25E, 25EP, Space Saver S-20A, 25A, 30A Lift Truck	1111716	A40H	A40V	G102A	C150	N/A	N/R	E40
1965-63	6	12	RC-150, 160, SC-180, TC-200 Lift Truck	1111807	A40H	A40V	G102A	C16A	N/A	N/R	E40
1964-63	4	12	Challenger UE-30, YE-40, HE-50, Space Saver S-30, 40, 50 Lift Truck, KE Karry Crane	1111716	A40H	A40V	G102A	C150	N/A	N/R	E40
1964-63	6	12	Challenger H-150, 250A, 300A, Pioneer P-100, 4WD Lift Truck, M-200, 300 Straddle Truck	1110262	●A120	A120V	●G120A	C165	D137R	N/R	●E30 ¹
1964-63	6	12	Space Saver S-100, 100PS Lift Truck	1111883	A40H	A40V	G102A	N/A ⁸	N/A	N/R	E40
1964-58	4	12	KD Lumber Carrier.....	IAD-6003B	A81	N/A	G124 ²	C110	D121	N/R	E502
1963	6	12	Challenger H-150C Lift Truck	1111883	A40H	A40V	G102A	N/A ⁸	N/A	N/R	E40
1962	6	12	Pioneer P-100 Lift Truck ..	1111807	A40H	A40V	G102A	C16A	N/A	N/R	E40
1962	6	12	Challenger H-250A Lift Truck	1110262	●A120	A120V	●G120A	C165	D137R	N/R	E40
1962-61	4	12	Challenger UE-30, 30P, YE-40, 40P, HE-50, 50P, Space Saver S-30B, 30BP, 40B, 40BP, 50B, 50BP Lift Truck, KE Karry Crane	1111716	A40H	A40V	G102A	C150	N/A	N/R	E40
1962-61	6	12	Challenger H-60B, 60A-P, 70B, 70A-P, 80B, 80A-P, 100B, 120B, Space Saver S-100, 100AP Lift Truck	1111883	A40H	A40V	G102A	N/A ⁸	N/A	N/R	E40
1962-61	6	12	RC-150, 160, SC-180, TC-200 Lift Truck	1111807	A40H	A40V	G102A	C16A	N/A	N/R	E40
1962-59	6	12	Challenger H-360A, 400A Lift Truck	1111774	A40H	A40V	G102A	C16A	N/A	N/R	E40

● A Borg-Warner Brand "P" Version Also Available See Inside Back Cover.

* For Standard Contact Assembly see Conversion Table.

¹ If 12 Volt with Resistor use E38 & RU12 Resistor.

² For Strap type use G136.

³ For Resistor use RU4.

⁸ Also use C80 Dust Cover.

⁵⁹ When Coil Bracket is required, refer to Illustrated Bracket Guide.

⁶⁰ For Epoxy Coils see Conversion Table.

HYSTER — Cont'd

PARTS FOR DISTRIBUTORS & COILS — Cont'd

Year	Cyl.	Volt	Model or Engine	For Distributor Number	Contact Assembly*				Rotor	6 Volt Coil ^{59,60}	12 Volt Coil ^{59,60}
					Heavy Duty	Heavy Duty Pierced	Con-denser	Cap			
1960-59	4	6	Challenger UE-30, 30P, YE-40, 40P, HE-50, 50P, Space Saver S-30B, 30BP, 40B, 40BP, 50B, 50BP Lift Truck, KE Karry Crane	1111716	A40H	A40V	G102A	C150	N/A	E1	N/R
1960-59	6	6	Challenger H-100B, 120B, Space Saver S-60A, 60AP, 70A, 70AP, 80A, 80AP, 100A, 100AP Lift Truck	1111883	A40H	A40V	G102A	N/A ^a	N/A	E1	N/R
1960-59	6	6	RC-150, 160, SC-180, TC-200 Lift Truck	1111807	A40H	A40V	G102A	C16A	N/A	E1	N/R
1960-59	6	6&12	Challenger H-60B, 60A-P, 70B, 70A-P, 80B, 80A-P Lift Truck	1111883	A40H	A40V	G102A	N/A ^a	N/A	E1	E40
1958-57	6	6	S-60A, 60BP, 70A, 80A Lift Truck	1111883	A40H	A40V	G102A	N/A ^a	N/A	E1	N/R
1958-56	4	6	YE-40, 40T, HE-50, HS-50T Lift Truck, KE Karry Crane	1111716	A40H	A40V	G102A	C150	N/A	E1	N/R
1958-56	4	6	UC-30, YC-40 Lift Truck ...	1112575	A40H	A40V	G102A	C150	N/A	E1	N/R
1958-55	6	6	RT-100, 150 Lift Truck	1112355	A40H	A40V	G102A	C16	D10	E1	N/R
1958-53	6	6	RC-150 Lift Truck, MD Straddle Truck	1111807	A40H	A40V	G102A	C16A	N/A	E1	N/R
1958-52	4	6	XA-60, ZA-80 Lift Truck....	1111733	A40H	A40V	G102A	C150	N/A	E1	N/R
1956-55	4	6	KD Lumber Carrier.....	IGW-4157A	A70	N/A	G127	C131	D91B	E5	N/R
1956-53	4	6	UC-30, YC-40 Lift Truck ...	1111534	A40H	A40V	G102A	C150	N/A	E1	N/R
1955-51	6	6	RT-100, 150 Lift Truck	1112361	A40H	A40V	G102A	C16	D10	E1	N/R
1950-49	6	6	RT-150 Lift Truck	1110095	A40H	A40V	G102A	C16	D10	E1	N/R

CHARGING SYSTEM PARTS

PARTS FOR DELCO-REMY ALTERNATORS

Alternator No.	Volt	Amp	Voltage Regulator	Brush Set	Positive Diode (3 Used)	Negative Diode (3 Used)	Alternator No.	Volt	Amp	Voltage Regulator	Brush Set	Positive Diode (3 Used)	Negative Diode (3 Used)
1100072	12	—	●R281	N/A	N/A	N/A	1103130	12	61	●R291	X359	SC5 ²⁷	SC113 ²⁸
1100628 ²⁶	12	37	R310	X285	SC2P	SC2N	1103131	12	42	●R291	X359	SC5 ²⁷	SC113 ²⁸
1100688 ²⁶	12	37	R310	X302	SC2P	SC2N	1103135	12	61	●R291	X359	SC5 ²⁷	SC113 ²⁸
1100689 ²⁶	12	42	R310	X302	SC2P	SC2N	1103138	12	42	R279	X359	SC5 ²⁷	SC113 ²⁸
1100720 ²⁶	12	32	R310	X302	SC2P	SC2N	1105067	12	37	●R291	X312	SC111 ⁴	SC113 ²⁸
1100751 ²⁶	12	22	R310	X302	SC2P	SC2N	1105068	12	63	●R291	X359	SC111 ⁴	SC113 ²⁸
1100805	12	32	R310	X302	SC2P	SC2N	1105069	12	42	●R291	X359	SC111 ⁴	SC113 ²⁸
1100808 ²⁶	12	55	R310	X302	SC2P	SC2N	1105072	12	42	●R291	X359	SC111 ⁴	SC113 ²⁸
1100812 ²⁶	12	22	R310	X302	SC2P	SC2N	1105422	12	63	●R291	X359	SC111 ⁴	SC113 ²⁸
1100842 ²⁶	12	42	R310	X302	SC2P	SC2N	1105470	12	65	R716	X303	SC117 ⁴	SC116 ²⁸
1103117	12	37	●R291	X303	SC5 ²⁷	SC113 ²⁸	1117738	12	62	R716	N/R	N/A	SC228 ²⁸

● A Borg-Warner Brand "P" Version Also Available See Inside Back Cover.

* For Standard Contact Assembly see Conversion Table.

⁴ This unit is a Rectifier Bridge.

⁸ Also use C80 Dust Cover.

²⁶ This unit also uses G80 Alternator Capacitor.

²⁷ AC9 is a Rectifier Bridge; also use SC124 Kit.

²⁸ This unit is a Diode Trio.

⁵⁹ When Coil Bracket is required, refer to Illustrated Bracket Guide.

⁶⁰ For Epoxy Coils see Conversion Table.

HYSTER — Cont'd

CHARGING SYSTEM PARTS — Cont'd

PARTS FOR DELCO-REMY ALTERNATORS — Cont'd

Alternator No.	Volt	Amp	Voltage Regulator	Brush Set	Positive Diode (3 Used)	Negative Diode (3 Used)	Alternator No.	Volt	Amp	Voltage Regulator	Brush Set	Positive Diode (3 Used)	Negative Diode (3 Used)
1117754	12	62	R293	X368	N/A	N/A	1117769	12	62	R293	X355	N/A	N/A
1117756	12	62	R293	X355	N/A	N/A							

PARTS FOR DELCO-REMY GENERATORS

Generator No.	Volt	Amp	Voltage Regulator	Voltage Regulator Fuse	Brush Set	Bushing	Generator No.	Volt	Amp	Voltage Regulator	Voltage Regulator Fuse	Brush Set	Bushing
1102023	12	25	R308(P)	RF35			1102413	6	19	N/A	N/A	X349	GB203
			R319(N)	N/A	X270	GB203	1102432	6	17	R128	RF45	X349	GB203
1102030	12	20	N/A	N/A	X270	N/A	1102546	12	12	N/A	N/A	X349	GB203
1102116	12	14	N/A	N/A	X270	GB203	1102713	6	30	R129(P)	RF35		
1102180	12	14	R317	N/A	X270	N/A				R117(N)	RF45	X228	GB203
1102188	12	30	R198 ⁴⁹	N/A			1102714	6	30	R129	RF35	X228	GB203
			R153 ⁵⁰	RF35	X270	N/A	1102731	6	45	R136(P)	RF45		
1102210	12	35	R153	RF35	X270	N/A				R131(N)	RF45	X228	GB203
1102243	12	10	R153 ¹⁷	RF35			1102824	6	45	R136	RF45	X270	N/A
			R159 ¹⁸	RF35	X288	N/A	1105214	24	18	R159 ¹⁸	N/A	X353	N/A
1102244	12	20	R153 ¹⁷	RF35			1106821	12	50	R236	RF45	X263	N/A
			R159 ¹⁸	RF35	X270	N/A							

PARTS FOR PRESTOLITE GENERATORS

Generator No.	Volt	Amp	Voltage Regulator	Voltage Regulator Fuse	Brush Set	Bushing
GBM-4818A-1	6	15	R11	N/A	X324	GB200
GGW-6014A-1	6	45	R142(P)	RF45		
			R170(N)	RF45	X260	N/A

STARTING SYSTEM PARTS

PARTS FOR DELCO-REMY STARTERS

Starter Number	Volts	Starter Switch	Brush Set	Bushings		Starter Number	Volts	Starter Switch	Brush Set	Bushings	
				Drive End	Com. End					Drive End	Com. End
1107041	6	S24	X145	SB65	N/A	1107297 ³⁰	12	●S100 ⁴⁷	X265	SB102	N/A
1107074	6	S79	X145	SB0	N/A	1107335 ³⁰	12	●S100 ⁴⁷	X358	SB65	N/A
1107133	6	N/A	X145	SB0	N/A	1107443	6	N/A	X145	SB137	SB138
1107163	6	S79	X145	SB0	N/A	1107459	6	N/A	X145	SB137	SB138
1107170	6	S79	X145	SB0	N/A	1107468	6	N/A	X145	SB137	SB138
1107173	6	S79	X145	SB0	N/A	1107471	6	N/A	X145	SB137	SB138
1107203 ³⁰	12	●S100 ⁴⁷	X265	SB65 ²⁴	N/A	1107539 ³⁰	12	●S100 ⁴⁷	X291	N/A ²⁴	N/A
1107204 ³⁰	12	●S100 ⁴⁷	X265	SB65 ²⁴	N/A	1107557 ³⁰	12	●S100 ⁴¹	X291	N/A	N/A
1107205 ³⁰	12	●S100 ⁴⁷	X265	SB65 ²⁴	N/A	1107561 ³⁰	12	●S100 ⁴⁷	X291	N/A	N/A
1107238	12	S72	X265	SB0	N/A	1107575 ³⁰	12	●S100 ⁴⁷	X291	N/A ²⁴	N/A
1107239	12	S72	X265	SB65	N/A	1107582 ³⁰	12	●S100 ⁴⁷	X291	SB65	N/A
1107295 ³⁰	12	●S100 ⁴⁷	X265	SB65	N/A	1107586 ³⁰	12	●S100 ⁴⁷	X291	N/A ²⁴	N/A
1107296 ³⁰	12	S72	X265	SB0	N/A	1107588 ³⁰	12	●S100 ⁴⁷	X291	N/A ²⁴	N/A

● A Borg-Warner Brand "P" Version Also Available See Inside Back Cover.

¹⁷ If 27-31 Amp.

¹⁸ If 32-36 Amp.

²⁴ Also use SB135 Intermediate Bushing.

³⁰ This unit also uses SC212 Starter Lever.

⁴¹ For Solenoid Repair Kit use SR10.

⁴⁷ For Solenoid Repair Kit use SR16.

⁴⁹ Two unit type.

⁵⁰ Three unit type.

(P) Positive Ground.

(N) Negative Ground.

HYSTER — Cont'd

STARTING SYSTEM PARTS — Cont'd

PARTS FOR DELCO-REMY STARTERS — Cont'd

Starter Number	Volts	Starter Switch	Brush Set	Bushings		Starter Number	Volts	Starter Switch	Brush Set	Drive End	Com. End
				Drive End	Com. End						
1107592	12	●S100 ⁴⁷	X291	SB65 ²⁴	N/A	1113652	12	S120 ⁴⁴	X291	SB148	N/A
1107734 ³⁰	12	●S100 ⁴⁷	X265	SB65	N/A	1114077	12	S725 ⁴²	X306 ²⁰	N/A	SB141
1108068	6	N/A	X145	SB137	SB138	1114084	12	S725 ⁴²	X306 ²⁰	N/A	SB141
1108142	12	S72	N/A	SB0	N/A	1114087	12	S725 ⁴²	X347 ²⁰	N/A	SB141
1108284	12	●S100 ⁴⁷	X265	N/A	N/A	1114127	12	S725 ⁴²	X347 ²⁰	N/A	SB141
1108360 ³⁰	12	●S100 ⁴¹	X265	SB102	N/A	1114157	12	S725 ⁴²	X347 ²⁰	N/A	SB141
1108390 ³⁰	12	●S100 ⁴¹	X358	SB65	N/A	1114158	12	S725 ⁴²	X347 ²⁰	N/A	SB141
1108421 ³⁰	12	●S100 ⁴⁷	X358	SB65 ²⁴	N/A	1990377	12	S5019 ⁵⁷	X395	SB165	SB148
1108422 ³⁰	12	●S100 ⁴⁷	X358	SB65 ²⁴	N/A	1990379	12	S5019 ⁵⁷	X395	SB165	SB148
1108423 ³⁰	12	●S100 ⁴⁷	X358	SB65	N/A	1990483	24	S5021 ⁵⁸	X396	SB165	SB148
1108424 ³⁰	12	●S100 ⁴⁷	X358	SB102	N/A	1998269	12	S941	X265	SB201	N/A
1108447 ³⁰	12	●S100 ⁴⁷	X358	SB65	N/A	1998270	12	S941	X265	SB201	N/A
1108505 ³⁰	12	●S100 ⁴¹	X358	SB65 ²⁴	N/A	1998271	12	S941	X265	SB201	N/A
1108612	12	SR10	N/A	SB137 ²⁴	SB138	1998272	12	S941	X265	SB102 ¹⁹	N/A
1108632	12	N/A	N/A	N/A ²⁴	SB138	1998273	12	S941	X265	SB201	N/A
1108692 ³⁰	12	●S100 ⁴⁷	X291	N/A ²⁴	N/A	1998274	12	S941	X265	SB201	N/A
1108769 ³⁰	12	●S100 ⁴⁷	X265	SB65	N/A	1998293	12	S941	X265	SB201	N/A
1108836	12	S905	X291	N/A	SB141	1998337	12	S941	X322	SB201	N/A
1113089	12	S120 ⁴⁴	X291	SB121	N/A	1998340	12	S941	X322	SB201	N/A
1113273	12	S5125	X615	SB206	N/A	1998347	12	S941	X322	SB201	N/A

PARTS FOR PRESTOLITE STARTERS

Starter Number	Volts	Starter Switch	Brush Set	Bushings	
				Drive End	Com. End
MCL-6308	6	N/A	X330	SB64	N/A
MFE-6001	12	N/A	X331	N/A	N/A
MZ-4063	6	S62 ⁴⁸	N/A	N/A	N/A
MZ-4130	6	S79	X326	N/A	N/A

STARTER DRIVES

Starter Number	Part No.	Starter Number	Part No.
1107133	SD135	1107592	SD297
1107173	SD565	1107734	SD221
1107203	SD221	1107869	SD279
1107204	SD221	1108068	SD565
1107205	SD221	1108142	SD135
1107238	SD570	1108284	SD302
1107239	SD568	1108360	SD207
1107295	SD221	1108390	SD302
1107296	SD568	1108421	SD221
1107297	SD204	1108424	SD204
1107335	SD221	1108447	SD279
1107443	SD135	1108692	SD282
1107468	SD568	1108769	SD221
1107539	SD279	1113089	SD282
1107557	SD279	1113652	SD279
1107561	SD279	1114084	SD486
1107582	SD279	1114087	SD486
1107586	SD302	1114127	SD489
1107588	SD302	1114157	SD486

● A Borg-Warner Brand "P" Version Also Available See Inside Back Cover.

¹⁹ 1st Design; 2nd Design requires SB160.

²⁰ Starters require various number of Brushes, order as needed.

²⁴ Also use SB135 Intermediate Bushing.

³⁰ This unit also uses SC212 Starter Lever.

⁴¹ For Solenoid Repair Kit use SR10.

⁴² Use SR13 for Solenoids w/Oval Face Plate; SR26 for Solenoids w/Square Face Plate.

⁴⁴ For Solenoid Repair Kit use SR24.

⁴⁷ For Solenoid Repair Kit use SR16.

⁴⁸ Use S5 if Manual Starter Switch.

⁵⁷ For Solenoid Repair Kit use SR29.

⁵⁸ For Solenoid Repair Kit use SR30.

HYSTER — Cont'd

STARTING SYSTEM PARTS — Cont'd

STARTER DRIVES — Cont'd

Starter Number	Part No.	Starter Number	Part No.
1114158.....	SD489	1998269.....	SD221
1990379.....	SD489	1998272.....	SD204
1990483.....	SD486		

SWITCHES & RELAYS

Year	Model or Engine	Part No.	Year	Model or Engine	Part No.
HORN RELAY			HORN RELAY — Cont'd		
1974-73	H-30H, 40H, 50H, 60H Lift Truck	R132	1965-63	H-20E, 20EP, 25E, 25EP, 250A, 300A, P-100-4WD, RC-150, 160, S-20A, 25A, 30A, SC-180, TC-200 Lift Truck	R132
1974-72	H-20, 25, 30, 40, 50, 60, 70, 80, 110, 130, 150, 165, 180, 200, 225, 250, 300, 360, 400, 460, 520, 620, 700, 800A, P-60, 80, 125, 150, 165, 180, S-20, 25, 30, 40, 50, 60, 70, 80, 100 Lift Truck, M-200, 300, 400, 600 Straddle Truck, C-450, 455-A Embankment Compactor, C-530, 550A Compactor, C-350A Roller, KE-100 Karry Crane, K-200, 250, 300 Rough Terrain Crane	R132	1964-63	C-20, 25, H-150 Lift Truck, M-200, 300 Straddle Truck.....	R132
	S-125, 150 Lift Truck.....	R169	1963	H-150C Lift Truck.....	R132
1969-67	H-20E, 25E, 30E, 40F, 50F, 60C, 70C, 80C, 100C, 120C, 150E, 165E, 180E, 200E, 200ES, 225E, 250A, 250E, 300A, 360A, 400A, 460A, P-60A, 125A, 150A, 165A, 180, S-20A, 25A, 30A, 30B, 40B, 40C, 50B, 50C, 60B, 70B, 80B, 100B Lift Truck, M-200H, 300H, 400H, 500H, 600H Straddle Truck, KE Karry Crane, C-450, 500, 550 9 Wheel Self-Propelled Pneumatic Compactor.....	R132	1962	H-250A, P-100 Lift Truck, 9 Wheel Self-Propelled Pneumatic Compactor	R132
1966	H-20E, 25E, S-20A, 25A, 30A Lift Truck	R132	1962-61	H-60A-P, 60B, 70A-P, 70B, 80A-P, 80B, 100B, 120B, HE-50, 50P, QC-20, RC-150, 160, S-30B, 30BP, 40B, 40BP, 50B, 50BP, 100A, 100A-P, SC-180, TC-200, UE-30, 30P, YE-40, 40P Lift Truck, KE Karry Crane 12 Volt	R132
1966-65	H-30, 40, 50, 150, 165, 180, 200, 225, P-60, S-30CD, 40CD, 50CD Lift Truck, M-200, 300, 400, 500, 600 Straddle Truck	R132	1962-59	H-360A, 400A Lift Truck 12 Volt.....	R132
1966-63	H-60C, 60CP, 70C, 70CP, 80C, 80CP, 100C, 120C, 360A, 360AD, 400A, 400AD, 460AD, HE-50, S-30, 40, 50, 60, 60PS, 70, 70PS, 80, 80PS, 100, 100PS, UE-30, YE-40 Lift Truck, KE Karry Crane, C-500 9 Wheel Self-Propelled Pneumatic Compactor.....	R132	1960-59	H-60A-P, 60B, 70A-P, 70B, 80A-P, 80B, 100B, 120B, HE-50, 50P, QC-20, RC-150, 160, S-30B, 30BP, 40B, 40BP, 50B, 50BP, 60A, 60AP, 70A, 70AP, 80A, 100A, 100AP, SC-180, TC-200, UE-30, 30P, YE-40, 40P Lift Truck, KE Karry Crane 6 Volt.....	R102
			1958-57	H-60BP, S-60A, 70A, 80A Lift Truck 6 Volt	R102
			1958-56	HE-50, HS-50T, YE-40, 40T Lift Truck 6 Volt.....	R102
			1958-54	MD Straddle Truck 6 Volt	R102
				YC-40D Lift Truck 12 Volt.....	R132
			1958-52	RC-150, UC-30, XA-60, YC-40, ZA-80 Lift Truck 6 Volt	R102
			1958-51	RT-100, 150 Lift Truck 6 Volt.....	R102
			1956-50	YT-40 Lift Truck 6 Volt	R102
			1950-49	RT-150 Lift Truck 6 Volt.....	R102

INGERSOLL-RAND

PARTS FOR DISTRIBUTORS & COILS

Year	Cyl.	Volt	Model or Engine	For Distributor Number	Contact Assembly*			Rotor	6 Volt Coil ^{59,60}	12 Volt Coil ^{59,60}	
					Heavy Duty	Heavy Duty Pierced	Con- denser				
1964-63	4	12	DR-85 Air Compressor.....	1111716	A40H	A40V	G102A	C150	N/A	N/R	E40
1964-63	4	12	GRA-125, GRB-125 Air Compressor.....	1111907	A40H	A40V	G102A	C150	D10	N/R	E40
1959-54	4	6	D-85, DR-85 Air Compressor.....	629T	A124H	N/A	G102A	C77	D8	E1	N/R

* For Standard Contact Assembly see Conversion Table.

⁶⁰ For Epoxy Coils see Conversion Table.

⁵⁹ When Coil Bracket is required, refer to Illustrated Bracket Guide.

INGERSOLL-RAND — Cont'd

PARTS FOR DISTRIBUTORS & COILS — Cont'd

Year	Cyl.	Volt	Model or Engine	For Distributor Number	Contact Assembly*		Con-denser	Cap	Rotor	6 Volt Coil ^{59,60}	12 Volt Coil ^{59,60}
					Heavy Duty	Heavy Duty Pierced					
1959-54	4	6	GR-105, 125 Air Compressor.....	1111716	A40H	A40V	G102A	C150	N/A	E1	N/R
1953-49	6	12	IKA-500 Air Compressor ...	1110512	A124H	N/A	G102A	N/A	D8	N/R	E40

CHARGING SYSTEM PARTS

PARTS FOR MOTOROLA ALTERNATORS

Alternator No.	Volt	Amp	Voltage Regulator	Brush Set	Positive Diode (3 Used)	Negative Diode (3 Used)	Alternator No.	Volt	Amp	Voltage Regulator	Brush Set	Positive Diode (3 Used)	Negative Diode (3 Used)
8AR2007	12	—	R326	N/A	N/A	N/A	35313261	12	—	R326	N/A	N/A	N/A
8SA2011R	12	—	R326	N/A	N/A	N/A	59583229	12	—	R326	N/A	N/A	N/A
12N51	12	—	R326	N/A	N/A	N/A	359293091	12	—	R326	N/A	N/A	N/A
35283696	12	—	R326	N/A	N/A	N/A	RA12N451	12	—	R326	N/A	N/A	N/A
35293091	12	—	R326	N/A	N/A	N/A	RA12N4510	12	—	R326	N/A	N/A	N/A
35294545	12	—	R326	N/A	N/A	N/A	RA12N600	12	—	R326	N/A	N/A	N/A

PARTS FOR DELCO-REMY GENERATORS

Generator No.	Volt	Amp	Voltage Regulator	Voltage Regulator Fuse	Brush Set	Bushing	Generator No.	Volt	Amp	Voltage Regulator	Voltage Regulator Fuse	Brush Set	Bushing
939T	6	10	N/A	N/A	X348	N/A	1101430	6	16	N/A	N/A	X360	GB203
942H	6	15	R12 or R11	N/A	X348	GB203	1101726	12	10	N/A	N/A	X349	GB203
953V	6	15	R12 or R11	N/A	X348	N/A	1101729	12	10	N/A	N/A	X349	GB203
953W	6	15	R12 or R11	N/A	X348	N/A	1101737	12	10	N/A	N/A	X348	GB203
1100360	12	20	R199	N/A	X270	N/A	1101738	12	10	N/A	N/A	X348	GB203
1101002	12	10	R197	RF35	X349	GB203	1101751	12	10	N/A	N/A	X349	GB203
1101381	6	12	R193	RF35	N/A	GB203	1102024	12	25	R308	RF35	X270	N/A
1101382	6	12	N/A	N/A	X360	GB203	1102102	12	25	R308	RF35	X270	N/A
1101419	6	16	R193	RF35	X360	GB203	1102287	12	25	R308	RF35	X270	N/A
1101422	6	15	R193	RF35	X360	GB203	1102288	12	25	R308	RF35	X270	N/A
							1102983	12	20	N/A	N/A	X228	GB203
							1105922	12	15	N/A	N/A	X228	N/A
							1106867	24	26	R311	N/A	X263	N/A

PARTS FOR PRESTOLITE GENERATORS

Generator No.	Volt	Amp	Voltage Regulator	Voltage Regulator Fuse	Brush Set	Bushing
GBM-4804F-5..	6	15	R11	N/A	X324	GB200
GGN-6001AT...	6	45	N/A	N/A	N/A	GB202

* For Standard Contact Assembly see Conversion Table.

⁶⁰ For Epoxy Coils see Conversion Table.

⁵⁹ When Coil Bracket is required, refer to Illustrated Bracket Guide.

INGERSOLL-RAND — Cont'd

STARTING SYSTEM PARTS

PARTS FOR DELCO-REMY STARTERS

Starter Number	Volts	Starter Switch	Brush Set	Bushings		Starter Number	Volts	Starter Switch	Brush Set	Drive End	Com. End
				Drive End	Com. End						
665.....	12	N/A	X344 ²⁰	N/A	N/A	1109108.....	12	N/A	X344 ²⁰	SB137	N/A
737R.....	6	N/A	X145	SB0	N/A	1109150.....	12	N/A	X346 ²⁰	N/A	SB0
1107012.....	6	N/A	X145	SB0	N/A	1109237.....	12	S905	X346 ²⁰	N/A	SB0
1107437.....	6	N/A	X145	SB137	SB138	1109240.....	12	N/A	X346 ²⁰	N/A	SB0
1107708.....	12	N/A	X265	SB0	N/A	1109245.....	12	N/A	X346 ²⁰	N/A	SB0
1107794.....	12	S72	X265	SB137	SB138	1109717.....	32	N/A	X346 ²⁰	N/A	SB141
1107917.....	6	N/A	X145	SB0	N/A	1109961.....	24	S726 ⁴³	N/A	N/A	N/A
1107933.....	6	N/A	X145	SB0	N/A	1113050.....	12	S120 ⁴⁴	X291	SB148	SB138
1108090.....	6	N/A	X265	SB0	N/A	1113059.....	12	S120 ⁴⁴	X291	SB148	N/A
1108812.....	12	N/A	X346 ²⁰	N/A	SB141	1113308.....	12	N/A	X291	N/A	SB138
1108857.....	24	N/A	X346 ²⁰	N/A	SB141	1113706.....	24	N/A	X346 ²⁰	N/A	SB141
1108867.....	12	S905	X346 ²⁰	N/A	SB141	1113824.....	24	S726 ⁴³	X306 ²⁰	N/A	SB141
1108933.....	12	N/A	X344 ²⁰	N/A ²⁴	SB65	1114005.....	12	N/A	X346 ²⁰	N/A	SB141
1108936.....	6	N/A	X344 ²⁰	SB0	SB64	1114082.....	12	S725 ⁴²	X306 ²⁰	N/A	SB141
1108954.....	12	S5	X346 ²⁰	N/A ²⁴	SB0						

PARTS FOR PRESTOLITE STARTERS

Starter Number	Volts	Starter Switch	Brush Set	Bushings	
				Drive End	Com. End
MZ-4195.....	6	S5	X326	N/A	N/A

STARTER DRIVES

Starter Number	Part No.	Starter Number	Part No.
737R.....	SD135	1109961.....	SD486
1107012.....	SD135	1113050.....	SD282
1107437.....	SD135	1113824.....	SD486
1108090.....	SD135	MZ-4195.....	SD103

INTERNATIONAL HARVESTER
(Includes F.G. Hough)

PARTS FOR DISTRIBUTORS & COILS

Year	Cyl.	Volt	Model or Engine	For Distributor Number	Contact Assembly*			Cap	Rotor	6 Volt Coil ^{59,60}	12 Volt Coil ^{59,60}
					Heavy Duty	Heavy Duty Pierced	Con-denser				
1973-70	6	12	H30B, F, R Payloader	1112471	A103M	●A109V	●G126	●C168	●D152	N/R	●E30 ³
1972	4	12	UC-175, 200 Power Unit ..	1112489	N/A	N/A	G102A	C167	●D152	N/R	●E30 ³
1971	8	12	UV-345, 392, 401, 549 Power Unit.....	1110625, 35	A72	N/A	G102A	C145	D134	N/R	●E30 ³
1971-70	6	12	UB-220, 265 Power Unit ..	1112471	A103M	●A109V	●G126	●C168	●D152	N/R	●E30 ³
			w/Tach. Dr.	1112742	A40H	A40V	G102A	C151	D132	N/R	●E30 ³

● A Borg-Warner Brand "P" Version Also Available See Inside Back Cover.

* For Standard Contact Assembly see Conversion Table.

³ For Resistor use RU4.

²⁰ Starters require various number of Brushes, order as needed.

²⁴ Also use SB135 Intermediate Bushing.

⁴² Use SR13 for Solenoids w/Oval Face Plate; SR26 for Solenoids w/Square Face Plate.

⁴³ Use SR14 for Solenoids w/Oval Face Plate; SR27 for Solenoids w/Square Face Plate.

⁴⁴ For Solenoid Repair Kit use SR24.

⁵⁹ When Coil Bracket is required, refer to Illustrated Bracket Guide.

⁶⁰ For Epoxy Coils see Conversion Table.

IHC — Cont'd

PARTS FOR DISTRIBUTORS & COILS — Cont'd

Year	Cyl.	Volt	Model or Engine	For Distributor Number	Contact Assembly*			Cap	Rotor	6 Volt Coil ^{59,60}	12 Volt Coil ^{59,60}
					Heavy Duty	Heavy Duty Pierced	Con-denser				
1971-70	6	12	UR-450, UV-450 Power Unit	1112473	A103M	●A109V	●G126	●C168	●D152	N/R	●E30 ³
1970-69	8	12	UV-395, 401, 478, 549 Power Unit	1110625, 35	A72	N/A	G102A	C145	D134	N/R	●E30 ³
1970-62	4	6&12	HA Payloader	1111712	A40H	A40V	G102A	C150	N/A	E1	E40
1970-62	8	12	UV-345 Power Unit	1110635	A72	N/A	G102A	C145	D134	N/R	●E30 ³
1969-68	4	12	HAH-F Payloader	1112625	A40H	A40V	G102A	C150	N/A	N/R	E40
1969-68	6	12	H30B, F, R Payloader	1112437	A40H	A40V	G102A	C151	D132	N/R	●E30 ³
1969-68	6	12	U-450, UR-450 Power Unit	1112433	A40H	A40V	G102A	C151	D132	N/R	●E30 ³
1969-62	4	12	H-25 Payloader	1112555	A40H	A40V	G102A	C150	D10	N/R	E40
1969-62	6	12	H-30B, 50B, 60B Payloader	1112433, 37	A40H	A40V	G102A	C151	D132	N/R	●E30 ³
1969-62	6	12	UB-220, 264, 265 Power Unit	1112437, 742	A40H	A40V	G102A	C151	D132	N/R	●E30 ³
1968	4	12	H-25B Payloader	1112618	A40H	A40V	G102A	C150	N/A	N/R	E40
1967-65	8	12	UV-401, 478, 549 Power Unit	1110625	A72	N/A	G102A	C145	D134	N/R	●E30 ³
1967-64	8	6&12	UV-401, 478, 549 Power Unit	133-879-R91 133-880-R91 133-881-R91 873-638-R91 873-639-R91 337-285-C91	A98V A98V A98V A98V A98V A98V	A98V A98V A98V A98V A98V A98V	G111 G111 G111 G111 G111 G130	C147 C147 C147 ●C154 ●C154 ●C154	N/A N/A N/A ●D198 ●D198 ●D198	E5 N/A E5 E5 E5 E5	E502 ¹ N/A E502 ¹ E502 ¹ E502 ¹ E502 ¹
1967-59		12	UC-221, 263	367-839-R91 367-839-R92 372-867-R92 383-177-R91 388-592-R91	HS4 HS4 N/A N/A N/A	N/A N/A N/A N/A N/A	HG5 HG5 HG5 HG5 HG5	HC6 HC6 HC6 HC6 HC6	HR2 HR2 HR2 HR2 HR2	N/R N/R N/R N/R N/R	E31 E31 E31 E31 E31
1966	4	12	HAH-E, HAG, H25B Payloader	1111733	A40H	A40V	G102A	C150	D10	N/R	E502
1965-62	6	12	U-308, UB-308 Power Unit	1112438	A40H	A40V	G102A	C151	D132	N/R	●E30 ³
1964-60			UD-14A	353-892-R91 356-657-R91	HS4	N/A	HG5	HC2	HR2	N/A	N/A
1964-60	8	12	UV-345 Power Unit w/Gov. & Tach. Drive....	1112744, 82	●A120	A120V	●G120A	●C158	D137R	N/R	●E30 ³
1964-60	8	12	UV-549 Power Unit w/Gov.	1112748	●A120	A120V	●G120A	●C158	D137R	N/R	●E30 ³
			w/Tach. Drive	1112749	●A120	A120V	●G120A	N/A	D137R	N/R	●E30 ³
1964-59	4	—	UC-135	364-653-R91 366-928-R91	HS4	N/A	HG5	HC2	HR2	N/A	N/A
1964-59	4	—	UD-370, 554, 691	353-892-R91	HS4	N/A	HG5	HC2	HR2	N/A	N/A
1964-59	6	—	UD-370, 554, 691	358-381-R92	HS4	N/A	HG5	HC6	HC2	N/A	N/A
1964-59	8	12	UV-401, 461, 549 Power Unit	1110625	A72	N/A	G102A	C145	D134	N/A	●E30 ³
1963-59	6	—	UD-1091	358-381-R91	HS4	N/A	HG5	HC6	HR2	N/A	N/A
1962-59	8	24	UV-549 Power Unit	1112755	●A120	A120V	●G120A	N/A	D137R	N/R	N/R

● A Borg-Warner Brand "P" Version Also Available See Inside Back Cover.

* For Standard Contact Assembly see Conversion Table.

¹ If 12 Volt with Resistor use E38 & RU12 Resistor.

³ For Resistor use RU4.

⁵⁹ When Coil Bracket is required, refer to Illustrated Bracket Guide.

⁶⁰ For Epoxy Coils see Conversion Table.

IHC — Cont'd

PARTS FOR DISTRIBUTORS & COILS — Cont'd

Year	Cyl.	Volt	Model or Engine	For Distributor Number	Contact Assembly*			Cap	Rotor	6 Volt Coil ^{59,60}	12 Volt Coil ^{59,60}
					Heavy Duty	Heavy Duty Pierced	Con-denser				
1961	6	12	UB-220, 264 Power Unit ..	1112437	A40H	A40V	G102A	C151	D132	N/R	●E30 ³
1961-60	6	12	UB-220, 264 Power Unit w/Tach. Drive.....	1112742	A40H	A40V	G102A	C151	D132	N/R	●E30 ³
1961-60	6	12	UB-264 Power Unit w/Gov. Drive.....	1112760	A40H	A40V	G102A	N/A	D132	N/R	●E30 ³
1960	6	12	U-308, UB-308 Power Unit	1112438	A40H	A40V	G102A	C151	D132	N/R	●E30 ³
1960-59	6	12	U-220, UB-220, U-240, U-264, UB-264 Power Unit	1112408	A40H	A40V	G102A	C16	D10	N/R	●E30 ³
1960-59	6	12	U-308, UB-308 Power Unit	1112399	A40H	A40V	G102A	C16	D10	N/R	●E30 ³
1959	6	12	H-50, H-50B Payloader	1112408	A40H	A40V	G102A	C16	D10	N/R	●E30 ³
1959	8	12	T-225SL w/V-549 Eng.....	All Holley	A98V	A98V	N/A	C147	D142	N/R	E40
1958-57	6	6&12	U-220, 264, 308, 372, 450, 501 Power Unit	1112399, 408	A40H	A40V	G102A	C16	D10	E1	E40
1958-50	4	6&12	HA Payloader	IGW-4301	A70	N/A	G124 ²	N/A	D91B	E5	E502 ¹
1958-50	6	6&12	HF, HM, HMG, HR Payloader.....	IAD-6001D, E	A81	N/A	G124 ²	C123	D103	E5	E502 ¹
1956-55	6	6&12	U-220, 240, 282, 372, 406, 450 Power Unit	1112399, 408	A40H	A40V	G102A	C16	D10	E1	E40
1954	6	6	U-220, 240, 269, 372, 406, 450 Power Unit	1112355, 99	A40H	A40V	G102A	C16	D10	E1	N/R
1954-49	6	12&24	UD-24 Power Unit	1110152	A40H	A40V	G102A	C16A	N/A	N/R	E40
1953	6	6	U-220, 240, 269, 372, 406, 450 Power Unit	1112355, 7, 9	A40H	A40V	G102A	C16	D10	E1	N/R

CHARGING SYSTEM PARTS

PARTS FOR DELCO-REMY ALTERNATORS

Alternator No.	Volt	Amp	Voltage Regulator	Brush Set	Positive Diode (3 Used)	Negative Diode (3 Used)	Alternator No.	Volt	Amp	Voltage Regulator	Brush Set	Positive Diode (3 Used)	Negative Diode (3 Used)
1100057 ²⁶	12	25	R310	X302	SC2P	SC2N	1100593	12	37	●R291	X303	SC5 ²⁷	SC113 ²⁸
1100061 ²⁶	24	30	N/A	X302	SC2P	SC2N	1100630 ²⁶	12	32	R310	X285	SC2P	SC2N
1100062 ²⁶	24	20	R294	X302	SC2P	SC2N	1100690 ²⁶	12	55	R310	X302	SC2P	SC2N
1100066 ²⁶	12	55	R310	X302	SC2P	SC2N	1100711 ²⁶	12	42	R310	X302	SC2P	SC2N
1100077	24	65	R322	X303	SC117 ⁴	SC116 ²⁸	1100720 ²⁶	12	32	●R281	X302	SC2P	SC2N
1100078	24	30	R322	X303	SC117 ⁴	SC116 ²⁸	1100724 ²⁶	24	40	N/A	X302	SC2P	SC2N
1100080	12	80	R716	X303	SC117 ⁴	SC116 ²⁸	1100771 ²⁶	12	32	R310 ⁵³ , ●R281 ⁴⁹	X302	SC2P	SC2N
1100081	12	65	R279	X303	SC117 ⁴	SC116 ²⁸	1100791 ²⁶	12	55	R310 ⁵³ , ●R281 ⁴⁹	X302	SC2P	SC2N
1100170	12	63	●R291	X359	SC5 ²⁷	SC113 ²⁸	1100805 ²⁶	12	32	R310 ⁵³ , ●R281 ⁴⁹	X302	SC2P	SC2N
1100171	12	72	●R291	N/A	SC5 ²⁷	SC113 ²⁸	1100812 ²⁶	12	22	R310	X302	SC2P	SC2N
1100177	12	65	●R291	X303	SC117 ⁴	SC116 ²⁸	1100827 ²⁶	12	22	R310	X302	SC2P	SC2N
1100578	12	37	●R291	X303	SC5 ²⁷	SC113 ²⁸	1100883 ²⁶	12	61	●R281	X302	SC2P	SC2N
1100582	12	—	●R291	X303	SC5 ²⁷	SC113 ²⁸							
1100585	12	61	●R291	X303	SC5 ²⁷	SC113 ²⁸							
1100587	12	72	●R291	X303	SC5 ²⁷	SC113 ²⁸							

● A Borg-Warner Brand "P" Version Also Available See Inside Back Cover.

* For Standard Contact Assembly see Conversion Table.

¹ If 12 Volt with Resistor use E38 & RU12 Resistor.

² For Strap type use G136.

³ For Resistor use RU4.

⁴ This unit is a Rectifier Bridge.

²⁶ This unit also uses G80 Alternator Capacitor.

²⁷ AC9 is a Rectifier Bridge; also use SC124 Kit.

²⁸ This unit is a Diode Trio.

⁴⁹ Two unit type.

⁵³ Single unit type.

⁵⁹ When Coil Bracket is required, refer to Illustrated Bracket Guide.

⁶⁰ For Epoxy Coils see Conversion Table.

IHC — Cont'd

CHARGING SYSTEM PARTS — Cont'd

PARTS FOR DELCO-REMY ALTERNATORS — Cont'd

Alternator No.	Volt	Amp	Voltage Regulator	Brush Set	Positive Diode (3 Used)	Negative Diode (3 Used)	Alternator No.	Volt	Amp	Voltage Regulator	Brush Set	Positive Diode (3 Used)	Negative Diode (3 Used)
1101440	12	105	●R291	N/A	N/A	SC113 ²⁸	1105477	24	30	R987	X303	SC117 ⁴	SC116 ²⁸
1101450	12	80	●R291	X303	SC117 ⁴	SC116 ²⁸	1105482	12	18	R716	X312	SC111 ⁴	SC113 ²⁸
1102363	12	37	●R291	N/R	N/R	SC113 ²⁸	1105514	12	42	●R291	X359	SC111 ⁴	SC113 ²⁸
1102364	12	37	R279	X303	SC5 ²⁷	SC113 ²⁸	1105538	12	105	N/A	N/A	N/A	SC113 ²⁸
1102365	12	18	R279	X303	SC5 ²⁷	SC113 ²⁸	1105573	—	63	N/A	X359	SC111 ⁴	SC113 ²⁸
1102370	12	71	R279	X303	SC5 ²⁷	SC113 ²⁸	1117070	12	60	R293	N/A	N/A	N/A
1102379	24	—	R322	X303	SC5 ²⁷	SC113 ²⁸	1117071	24	30	R294	N/A	N/A	N/A
1102920	12	42	●R291	X359	SC5 ²⁷	SC113 ²⁸	1117083	12	60	R293	N/A	N/A	N/A
1102921	12	61	●R291	X359	SC5 ²⁷	SC113 ²⁸	1117096	24	60	R294	N/A	N/A	N/A
1102922	12	72	●R291	X359	SC5 ²⁷	SC113 ²⁸	1117147	12	105	R716	X303	SC5 ²⁷	N/A
1102931	12	61	R279	X359	SC5 ²⁷	SC113 ²⁸	1117148	12	145	R716	X303	SC5 ²⁷	N/A
1102940	12	42	●R291	X359	SC5 ²⁷	SC113 ²⁸	1117149	12	145	R716	X303	SC5 ²⁷	N/A
1103137	12	42	R279	X359	SC5 ²⁷	SC113 ²⁸	1117160	12	90	R716	N/R	N/A	N/A
1103171	12	42	●R291	X359	SC5 ²⁷	SC113 ²⁸	1117182	12	85	R717	N/A	N/A	N/A
1103172	12	61	●R291	X359	SC5 ²⁷	SC113 ²⁸	1117183	12	85	R717	N/A	N/A	N/A
1103173	12	72	●R291	X359	SC5 ²⁷	SC113 ²⁸	1117225	12	75	R323	N/R	SC2P	SC2N
1103174	12	61	●R291	X359	SC5 ²⁷	SC113 ²⁸	1117236	24	50	R697	N/R	N/A	N/A
1103175	12	42	●R291	X359	SC5 ²⁷	SC113 ²⁸	1117241	12	75	R323	N/R	SC2P	SC2N
1103183	12	61	●R291	X359	SC5 ²⁷	SC113 ²⁸	1117242	12	75	R323	N/R	SC2P	SC2N
1103184	12	72	●R291	X359	SC5 ²⁷	SC113 ²⁸	1117248	24	50	R697	N/R	SC2P	SC2N
1105161	12	42	R716	X359	SC111 ⁴	SC113 ²⁸	1117481	12	90	R716	N/A	SC117 ⁴	N/A
1105162	12	42	●R291	X359	SC111 ⁴	SC113 ²⁸	1117640	24	35	R638	N/A	SC5 ²⁷	N/A
1105164	12	63	N/A	X359	SC111 ⁴	SC113 ²⁸	1117641	24	72	R638	N/A	SC5 ²⁷	N/A
1105170	12	63	●R291	X359	SC111 ⁴	SC113 ²⁸	1117732	12	90	R716	N/A	SC117 ⁴	N/A
1105178	12	72	●R291	X359	SC111 ⁴	SC113 ²⁸	1117738	12	55	R716	N/R	N/A	SC228 ²⁸
1105422	12	37	●R291	X359	SC111 ⁴	SC113 ²⁸	1117753	12	55	R310	X368	N/A	N/A
1105423	12	72	●R291	X359	SC111 ⁴	SC113 ²⁸	1117756	12	62	R293	X355	N/A	N/A
1105456	12	37	R716	X359	SC111 ⁴	SC113 ²⁸	1117773	30,					
1105459	24	40	R987	X359	SC111 ⁴	SC113 ²⁸		32	45	N/A	X355	N/A	N/A
1105460	12	65	R716	X303	SC117 ⁴	SC116 ²⁸	1117783	12	62	R293	X355	N/A	N/A
1105465	12	80	R716	X303	SC117 ⁴	SC116 ²⁸	19010001	24	50	R987	N/R	SC2P	SC2N
1105470	12	65	R716	X303	SC117 ⁴	SC116 ²⁸	19010003	12	75	R716	N/R	SC2P	SC2N
1105475	24	65	R987	X303	SC117 ⁴	SC116 ²⁸							

PARTS FOR MOTOROLA ALTERNATORS

Alternator No.	Volt	Amp	Voltage Regulator	Brush Set	Positive Diode (3 Used)	Negative Diode (3 Used)
12SA105	12	—	R342	N/A	N/A	N/A
300551-C91	12	—	R342	N/A	N/A	N/A

PARTS FOR DELCO-REMY GENERATORS

Generator No.	Volt	Amp	Voltage Regulator	Voltage Regulator Fuse	Brush Set	Bushing	Generator No.	Volt	Amp	Voltage Regulator	Voltage Regulator Fuse	Brush Set	Bushing
1100042	6	35	R195	RF35	X270	N/A	1100365	12	25	R198	N/A	X270	N/A
1100052	6	35	R195	RF35	X270	N/A	1100370	12	20	R197	RF35	X270	N/A
1100305	12	20	R198 ⁴⁹	N/A			1100374	12	25	R198	N/A	X270	N/A
			R308 ⁵⁰	RF35	X270	N/A	1100384	12	25	R319	N/A	X270	N/A
1100342	12	24	N/A	N/A	X270	N/A	1100387	12	20	R198	N/A	X270	N/A
1100355	12	20	R198	N/A	X270	N/A	1100391	12	25	R319	N/A	X270	N/A
1100356	12	20	R319	N/A	X270	N/A	1100392	12	25	R319	N/A	X270	N/A
1100358	12	20	R198	N/A	X270	N/A							

● A Borg-Warner Brand "P" Version Also Available See Inside Back Cover.

⁴ This unit is a Rectifier Bridge.

²⁷ AC9 is a Rectifier Bridge; also use SC124 Kit.

²⁸ This unit is a Diode Trio.

⁴⁹ Two unit type.

⁵⁰ Three unit type.

IHC — Cont'd

CHARGING SYSTEM PARTS — Cont'd

PARTS FOR DELCO-REMY GENERATORS — Cont'd

Generator No.	Volt	Amp	Voltage Regulator	Voltage Regulator Fuse	Brush Set	Bushing	Generator No.	Volt	Amp	Voltage Regulator	Voltage Regulator Fuse	Brush Set	Bushing
1100394	12	20	R198 ⁴⁹	N/A			1102216	12	18	R198 ⁴⁹	N/A		
			R319 ⁵⁰	N/A	X270	N/A				R317 ⁵⁰	N/A	X270	N/A
1100395	12	20	R198 ⁴⁹	N/A			1102287	12	25	R319	N/A		
			R319 ⁵⁰	N/A	X270	N/A				R308	RF35	X270	N/A
1100401	12	20	R198 ⁴⁹	N/A			1102337	12	30	R319	N/A		
			R319 ⁵⁰	N/A	X270	N/A				R153	RF35	X270	N/A
1100402	12	25	R198 ⁴⁹	N/A			1102338	12	14	R198	N/A	X270	N/A
			R319 ⁵⁰	N/A	X270	N/A	1102340	12	14	R310 ⁴⁹	N/A		
1100403	12	25	R198 ⁴⁹	N/A						R317 ⁵⁰	N/A	X270	N/A
			R319 ⁵⁰	N/A	X270	N/A	1102714	6	30	R129	RF35	X228	GB203
1100409	12	20	R198 ⁴⁹	N/A			1102785	6	45	R195	RF35	X270	N/A
			R319 ⁵⁰	N/A	X270	N/A	1102810	6	30	R195 ⁴⁹	RF35		
1100422	12	25	R319	N/A	X270	N/A				R129 ⁵⁰	RF35	X270	N/A
1100425	12	25	R198	N/A	X270	N/A	1102820	6	45	R195	RF35	X270	N/A
1100428	12	25	R197	RF35	X270	N/A	1102838	6	30	R117	RF45	X270	N/A
1100447	12	25	R319	N/A	X270	N/A	1105009	6	40	R128	RF45	X353	N/A
1100449	12	25	R317 ⁵¹	N/A			1105018	6	30	R129	RF35	X270	N/A
			R311 ⁵²	N/A	X270	N/R	1105021	6	30	R129	RF35	X270	N/A
1100501	6	23	R195	RF35	X349	GB203	1105102	12	17	R198 ⁴⁹	N/A		
1100531	6	20	R195	RF35	X349	GB203				R317 ⁵⁰	N/A	X270	N/A
1100534	6	11	R195	RF35	X349	GB203	1105106	12	17	R317	N/A	X270	N/A
1100535	6	18	R193	RF35	X349	GB203	1105109	12	17	R317	N/A	X270	N/A
1100538	6	11	R193	RF35	X349	GB203	1105111	12	24	N/A	N/A	X270	N/A
1100964	12	10	R198	N/A	X349	GB203	1105112	12	24	R153	RF35	X270	N/A
1100971	12	9	N/A	N/A	X348	GB203	1105121	12	17	R317	N/A	X270	N/A
1100972	12	9	N/A	N/A	X348	GB203	1105134	12	24	N/A	N/A	X270	N/A
1100986	12	40	N/A	N/A	X348	GB203	1105144	12	24	N/A	N/A	X270	N/A
1100987	12	9	N/A	N/A	X348	GB203	1105216	24	15	R321	N/A	X270	N/A
1100988	12	10	R198	N/A	X349	GB203	1105222	24	18	R311	N/A	X353	N/A
1100996	12	15	R198	N/A	X349	GB203	1105233	24	15	R321	N/A	X270	N/A
1101001	12	11	R198	N/A	X349	GB203	1105379	12	17	N/A	N/A	X348	N/A
1101006	12	10	R199	N/A	X349	GB203	1105922	12	15	N/A	N/A	X228	N/A
1101013	12	10	R199	N/A	X349	GB203	1105935	12	17	N/A	N/A	X353	N/A
1101355	6	14	R193	RF35	X360	GB203	1105971	24	8	N/A	N/A	¹³	N/A
1101358	6	14	R195	RF35	X360	GB203	1105981	24	18	N/A	N/A	X353	N/A
1101369	6	14	R193	RF35	X360	GB203	1105990	24	15	N/A	N/A	X270	N/A
1101419	6	16	R193	RF35	X360	GB203	1105991	24	15	N/A	N/A	X270	N/A
1101423	6	14	R193 ⁵⁴	RF35			1105992	24	15	N/A	N/A	X270	N/A
			R195 ⁵⁵	RF35	X360	GB203	1105999	24	15	R321	N/A	X270	N/A
1101724	12	40	N/A	N/A	X348	GB203	1106053	24	20	R311	N/A	X263	N/A
1101725	12	10	N/A	N/A	X348	GB203	1106772	6	25	R129	RF35	X263	N/A
1101726	12	10	N/A	N/A	X348	GB203	1106781	6	25	R129	RF35	X263	N/A
1101737	12	10	N/A	N/A	X348	GB203	1106822	12	50	R187	N/A	X263	N/A
1101738	12	10	N/A	N/A	X348	GB203	1106855	24	20	R311	N/A	X263	N/A
1101967	12	15	R198	N/A	X354	N/A	1106867	24	26	R311	N/A	X263	N/A
1101996	12	15	R198	N/A	X354	N/A	1106895	24	15	R320	N/A	X263	N/A
1101997	12	12	R197	RF35	X354	N/A	1106898	24	15	N/A	N/A	X263	N/A
1102009	12	30	R153	RF35	X270	N/A	1106910	12	20	R308	RF35	X263	N/A
1102034	12	30	R198	N/A	X270	N/A	1106921	12	40	R153	RF35	X263	N/A
1102044	12	30	R198 ⁴⁹	N/A			1106952	24	15	N/A	N/A	X263	N/A
			R308 ⁵⁰	RF35	X270	N/A	1107953	24	15	N/A	N/A	X263	N/A
1102059	12	30	R153	RF35	X270	N/A	1106955	24	20	R311	N/A	X263	N/A
1102188	12	30	R198 ⁴⁹	N/A			1106971	24	20	R311	N/A	N/A	N/A
			R153 ⁵⁰	RF35	X270	N/A	1106986	12	50	R309	N/A	X263	N/A
1102191	12	30	R198 ⁴⁹	N/A			1106999	12	25	N/A	N/A	X263	N/A
			R153 ⁵⁰	RF35	X270	N/A							

¹³ Use one each X349 & X353.

⁴⁹ Two unit type.

⁵⁰ Three unit type.

⁵¹ If 15-18 Amp.

⁵² If 18-20 Amp.

⁵⁴ Curved Bracket.

⁵⁵ Flat Bracket.

IHC — Cont'd

CHARGING SYSTEM PARTS — Cont'd

PARTS FOR PRESTOLITE GENERATORS

Generator No.	Volt	Amp	Voltage Regulator	Voltage Regulator Fuse	Brush Set	Bushing
GDZ-4801L	6	35	R118	RF45	X260	GB200
GEF-4819S.....	12	12	N/A	N/A	N/A	GB200
GGC-4802B....	12	8	N/A	N/A	X260	GB200
GGE-4806B....	6	14	R704	RF35	N/A	GB200

STARTING SYSTEM PARTS

PARTS FOR DELCO-REMY STARTERS

Starter Number	Volts	Starter Switch	Brush Set	Bushings		Starter Number	Volts	Starter Switch	Brush Set	Bushings	
				Drive End	Com. End					Drive End	Com. End
665.....	12	N/A	X344 ²⁰	N/A	N/A	1107709 ³⁰	12	●S100 ⁴¹	X265	SB102	N/A
710.....	12	N/A	X344 ²⁰	N/A	N/A	1107710 ³⁰	12	●S100 ⁴¹	X265	SB102	N/A
756.....	12	N/A	X344 ²⁰	N/A	N/A	1107720 ³⁰	12	●S100 ⁴¹	X265	SB65	N/A
1107067.....	6	S612	X145	SB0	N/A	1107734 ³⁰	12	●S100 ⁴¹	X265	SB65	N/A
1107093.....	6	S612	X145	SB0	N/A	1107738.....	12	S72	X265	SB0	N/A
1107169.....	6	S79	X145	SB0	N/A	1107744 ³⁰	12	●S100 ⁴¹	X265	SB65 ²⁴	N/A
1107174.....	6	S79	X145	N/A	N/A	1107854 ³⁰	12	●S100 ⁴¹	X291	N/A ²⁴	N/A
1107228 ³⁰	12	●S100 ⁴¹	X265	SB65	N/A	1107857 ³⁰	12	●S100 ⁴¹	X291	N/A ²⁴	N/A
1107229 ³⁰	12	●S100 ⁴¹	X265	SB65	N/A	1107867 ³⁰	12	●S100 ⁴¹	X291	N/A ²⁴	N/A
1107257.....	12	N/A	X265	SB137 ²⁴	N/A	1107886.....	12	N/A	X265	SB0	N/A
1107275 ³⁰	12	●S100 ⁴¹	X265	SB65 ²⁴	N/A	1107926.....	6	N/A	X265	SB0	N/A
1107290 ³⁰	12	●S100 ⁴¹	X265	N/A	N/A	1107939.....	6	N/A	X145	SB0	N/A
1107308 ³⁰	12	●S100 ⁴¹	X265	SB65	N/A	1107999.....	6	S79	X145	SB0	N/A
1107327.....	12	S88 ³⁶	X265	SB0	N/A	1108009.....	6	S79	X145	SB0	N/A
1107328.....	12	N/A	X265	SB0	N/A	1108041.....	6	S79	X145	SB0	N/A
1107341 ³⁰	12	●S100 ⁴¹	X265	SB65	N/A	1108051.....	6	S84	X145	N/A	SB0
1107343 ³⁰	12	●S100 ⁴¹	X265	SB65 ²⁴	N/A	1108060.....	6	S79	X145	SB137	SB138
1107344 ³⁰	12	●S100 ⁴¹	X265	SB65	N/A	1108080.....	6	S79	X145	SB0	SB138
1107350 ³⁰	12	●S100 ⁴¹	X265	N/A ²⁴	N/A	1108092.....	6	S79	X265	SB0	SB138
1107362 ³⁰	12	●S100 ⁴¹	X265	N/A	N/A	1108096.....	6	S612	X265	SB0	N/A
1107364 ³⁰	12	●S100 ⁴¹	X265	SB65	N/A	1108103.....	12	N/A	N/A	SB137	SB138
1107430.....	6	N/A	X145	SB0	N/A	1108142.....	12	S72	X399	SB0	N/A
1107435.....	6	S612	X145	SB0	N/A	1108158.....	12	N/A	X399	SB0	N/A
1107444.....	6	N/A	X145	SB0	N/A	1108161.....	12	N/A	X399	N/A	N/A
1107448.....	6	N/A	X145	SB0	N/A	1108174.....	12	N/A	X399	SB0	N/A
1107462.....	6	S79	X145	SB0	N/A	1108178.....	12	N/A	N/A	SB0	N/A
1107487.....	6	N/A	X265	SB0	N/A	1108181.....	12	N/A	X265	SB0 ²⁴	N/A
1107490.....	6	S79	X265	SB0	N/A	1108217.....	6	S79	X145	SB137	N/A
1107543 ³⁰	12	●S100 ⁴¹	X291	N/A ²⁴	N/A	1108246 ³⁰	24	N/A	X358	SB65 ²⁴	N/A
1107544 ³⁰	12	●S100 ⁴¹	X291	N/A ²⁴	N/A	1108323 ³⁰	12	●S100 ⁴¹	X265	SB65	N/A
1107546 ³⁰	12	●S100 ⁴¹	X291	N/A ²⁴	N/A	1108334 ³⁰	12	●S100 ⁴¹	X265	SB65 ²⁴	N/A
1107548.....	12	S72	X291	SB138	SB138	1108342.....	12	N/A	X358	SB0	N/A
1107551 ³⁰	12	●S100 ⁴¹	X291	N/A ²⁴	N/A	1108343 ³⁰	12	●S100 ⁴¹	X265	N/A	N/A
1107564 ³⁰	12	●S100 ⁴¹	X291	N/A ²⁴	N/A	1108344 ³⁰	12	●S100 ⁴¹	X265	SB65 ²⁴	N/A
1107570.....	12	N/A	X291	SB137 ²⁴	N/A	1108358 ³⁰	12	●S100 ⁴¹	X265	N/A ²⁴	N/A
1107581 ³⁰	12	●S100 ⁴¹	X291	N/A ²⁴	N/A	1108373.....	12	●S100 ⁴⁷	X265	N/A	N/A
1107585.....	12	●S100 ⁴¹	X291	N/A ²⁴	N/A	1108393 ³⁰	12	●S100 ⁴¹	X265	SB65	N/A
1107678 ³⁰	12	●S100 ⁴¹	X265	SB102	N/A	1108394 ³⁰	12	●S100 ⁴¹	X265	N/A ²⁴	N/A
1107679 ³⁰	12	●S100 ⁴¹	X265	SB102	N/A	1108395 ³⁰	12	●S100 ⁴¹	X265	N/A ²⁴	N/A
1107680 ³⁰	12	●S100 ⁴¹	X265	SB65	N/A	1108415 ³⁰	12	●S100 ⁴¹	X358	N/A ²⁴	N/A
1107689.....	12	●S100 ⁴¹	X265	N/A	N/A	1108432 ³⁰	12	●S100 ⁴¹	X265	N/A ²⁴	N/A

● A Borg-Warner Brand "P" Version Also Available See Inside Back Cover.

²⁰ Starters require various number of Brushes, order as needed.

²⁴ Also use SB135 Intermediate Bushing.

³⁰ This unit also uses SC212 Starter Lever.

³⁶ For Solenoid Repair Kit use SR12.

⁴¹ For Solenoid Repair Kit use SR10.

⁴⁷ For Solenoid Repair Kit use SR16.

IHC — Cont'd

STARTING SYSTEM PARTS — Cont'd

PARTS FOR DELCO-REMY STARTERS — Cont'd

Starter Number	Volts	Starter Switch	Brush Set	Bushings		Starter Number	Volts	Starter Switch	Brush Set	Bushings	
				Drive End	Com. End					Drive End	Com. End
1108438 ³⁰	12	●S100 ⁴¹	X265	N/A ²⁴	N/A	1113070	12	S120 ⁴⁴	X291	SB148 ²⁴	SB138
1108610	12	N/A	X399	SB137 ²⁴	N/A	1113081	12	S673 ³⁷	X291	SB148 ²⁴	SB138
1108642 ³⁰	12	●S100 ⁴¹	X145	N/A	SB138	1113084	24	N/A	N/A	SB148 ²⁴	SB138
1108645	12	N/A	X145	N/A	SB138	1113097	12	S120 ⁴⁴	X291	SB148 ²⁴	SB138
1108657 ³⁰	12	●S100 ⁴¹	X145	N/A	SB138	1113098	12	S120 ⁴⁴	X291	SB148 ²⁴	SB138
1108659 ³⁰	12	●S100 ⁴¹	X145	N/A	SB138	1113108	24	S906	N/A	SB148 ²⁴	SB138
1108673	12	N/A	X399	N/A ²⁴	N/A	1113109	24	S906	N/A	SB148 ²⁴	SB138
1108675 ³⁰	12	●S100 ⁴¹	X399	N/A ²⁴	N/A	1113136	12	S120 ⁴⁴	X291	SB148	N/A
1108691 ³⁰	12	●S100 ⁴¹	X291	N/A ²⁴	N/A	1113157	24	N/A	N/A	SB148	SB138
1108700 ³⁰	12	●S100 ⁴¹	X291	N/A ²⁴	N/A	1113167	12	S120 ⁴⁴	X291	SB148	SB138
1108769	12	●S100 ⁴⁷	X265	SB65	N/A	1113172	12	S120 ⁴⁴	X291	SB148	SB138
1108867	12	S905	X346 ²⁰	N/A	SB141	1113176	12	S120 ⁴⁴	X291	SB148	SB138
1108868	24	S116	X346 ²⁰	N/A	SB141	1113183	12	S120 ⁴⁴	X291	SB148	SB138
1108873	24	S116	X346 ²⁰	N/A	SB141	1113187	12	S120 ⁴⁴	X291	SB148	SB138
1108894	24	S116	X346 ²⁰	N/A	SB141	1113193	12	S120 ⁴⁴	X291	SB148	SB138
1108913	12	N/A	X344 ²⁰	N/A ²⁴	SB65	1113194	12	S120 ⁴⁴	X291	SB148	SB138
1108920	6	S612	X344 ²⁰	N/A ²⁴	SB65	1113195	12	S120 ⁴⁴	X291	SB148	SB138
1108921	6	N/A	X344 ²⁰	N/A ²⁴	SB65	1113197	12	S120 ⁴⁴	X291	SB148	SB138
1108925	12	S612	X344 ²⁰	N/A ²⁴	SB65	1113198	12	S120 ⁴⁴	X291	SB148	SB138
1108933	12	N/A	X344 ²⁰	N/A ²⁴	SB65	1113201	12	S120 ⁴⁴	X291	SB148	SB138
1108938	6	S612	X344 ²⁰	N/A ²⁴	SB65	1113203	12	S120 ⁴⁴	X291	SB148	N/A
1108940	12	N/A	X344 ²⁰	N/A	SB65	1113206	12	S120 ⁴⁴	X291	SB148	N/A
1108944	12	S612	X344 ²⁰	N/A ²⁴	SB65	1113217	12	S120 ⁴⁴	X291	SB148	N/A
1108982	12	N/A	X346 ²⁰	SB0 ²⁴	SB0	1113218	12	S120 ⁴⁴	X291	SB148	N/A
1109004	6	S79	X344 ²⁰	SB137	SB65	1113257	24	S906	N/A	SB148	N/A
1109014	12	N/A	X344 ²⁰	N/A	N/A	1113259	24	S906	N/A	SB148	N/A
1109106	12	N/A	X344 ²⁰	SB137	N/A	1113302	12	S120 ⁴⁴	X291	SB137 ²⁴	N/A
1109108	12	N/A	X344 ²⁰	SB137	N/A	1113303	12	S120 ⁴⁴	X291	SB137 ²⁴	N/A
1109252	12	●S100 ⁴⁷	X291	N/A	SB138	1113305	12	N/A	N/A	N/A	SB138
1109285	24	S726 ⁴³	X401	SB165	N/A	1113306	12	N/A	X291	N/A	SB138
1109290	24	S726 ⁴³	X401	SB165	N/A	1113307	12	N/A	X291	N/A	SB138
1109356	24	●S100 ⁴⁷	X265	SB102 ¹⁹	N/A	1113339	12	S120 ⁴⁴	X291	SB137 ²⁴	SB138
1109434	12	●S100 ⁴⁷	X265	N/A	N/A	1113340	12	S120 ⁴⁴	X291	SB137 ²⁴	N/A
1109603	6	S612	X357	SB0	SB65	1113342	12	N/A	N/A	N/A	SB138
1109608	6	S79	X357	SB0	SB65	1113345	12	S120 ⁴⁴	X291	SB137 ²⁴	SB138
1109610	6	S79	X357	SB0	SB65	1113346	12	S120 ⁴⁴	X291	SB137 ²⁴	SB138
1109611	6	S612	X357	SB0	SB65	1113367	12	S120 ⁴⁴	X291	SB148	SB138
1109613	6	S612	X357	SB0	SB65	1113368	12	S120 ⁴⁴	X291	SB148	SB138
1109755	24	S726 ⁴³	X401	N/A	N/A	1113373	12	S120 ⁴⁴	X291	SB148	SB138
1109853	12	N/A	X346 ²⁰	N/A	SB141	1113386	24	S726 ⁴³	X306 ²⁰	N/A	N/A
1109854	24	N/A	X346 ²⁰	N/A	SB141	1113409	12	S120 ⁴⁴	X291	SB148	N/A
1109874	24	S116	X346 ²⁰	N/A	SB141	1113413	—	N/A	X347 ²⁰	SB148	N/A
1109891	24	S116	X346 ²⁰	N/A	SB141	1113425	—	N/A	X347 ²⁰	SB148	N/A
1109930	24	N/A	X265	SB102	SB0	1113446	12	S674	X362	SB148	N/A
1109961	24	S726 ⁴³	X401	N/A	N/A	1113451	12	N/A	X291	N/A	SB138
1109965	24	S726 ⁴³	X401	N/A	N/A	1113489	—	N/A	X347 ²⁰	SB148	N/A
1109971	24	S726 ⁴³	X401	N/A	N/A	1113496	12	S674	X362	SB148	N/A
1113008	12	N/A	X291	N/A ²⁴	SB138	1113498	12	S674	X362	SB148	N/A
1113031	12	N/A	X291	SB141	SB138	1113539	24	S726 ⁴³	X306 ²⁰	N/A	N/A
1113038	12	S120 ⁴⁴	X291	N/A ²⁴	N/A	1113582	—	N/A	X347 ²⁰	N/A	N/A
1113039	12	S673 ³⁷	X291	SB148 ²⁴	SB138	1113626	12	S120 ⁴⁴	X291	SB148	N/A
1113040	12	S673 ³⁷	X291	SB148 ²⁴	SB138	1113636	12	S120 ⁴⁴	X291	SB148	N/A
1113042	6	N/A	X291	N/A ²⁴	SB138	1113640	12	S120 ⁴⁴	X291	SB148	N/A
1113052	12	S120 ⁴⁴	X291	SB148 ²⁴	SB138	1113644	12	S120 ⁴⁴	X291	SB148	N/A
1113053	12	S120 ⁴⁴	X291	SB148 ²⁴	SB138	1113647	12	S120 ⁴⁴	X291	SB148	N/A

● A Borg-Warner Brand "P" Version Also Available See Inside Back Cover.

¹⁹ 1st Design; 2nd Design requires SB160.

²⁰ Starters require various number of Brushes, order as needed.

²⁴ Also use SB135 Intermediate Bushing.

³⁰ This unit also uses SC212 Starter Lever.

³⁷ For Solenoid Repair Kit use SR15.

⁴¹ For Solenoid Repair Kit use SR10.

⁴³ Use SR14 for Solenoids w/Oval Face Plate; SR27 for Solenoids w/Square Face Plate.

⁴⁴ For Solenoid Repair Kit use SR24.

⁴⁷ For Solenoid Repair Kit use SR16.

IHC — Cont'd

STARTING SYSTEM PARTS — Cont'd

PARTS FOR DELCO-REMY STARTERS — Cont'd

Starter Number	Volts	Starter Switch	Brush Set	Bushings		Starter Number	Volts	Starter Switch	Brush Set	Bushings	
				Drive End	Com. End					Drive End	Com. End
1113650	12	S120 ⁴⁴	X291	SB148	N/A	1114886	12	S725 ⁴²	X377	SB165	N/A
1113651	12	S120 ⁴⁴	X291	SB148	N/A	1114889	12	S725 ⁴²	X377	SB165	N/A
1113655	12	S120 ⁴⁴	X291	SB148	N/A	1114890	12	S725 ⁴²	X322	SB165	N/A
1113668	12	S120 ⁴⁴	X291	SB148	N/A	1114892	12	S725 ⁴²	N/A	SB165	N/A
1113675	12	S725 ⁴²	X347 ²⁰	SB148	N/A	1114895	12	S725 ⁴²	X377	SB165	N/A
1113680	12	S120 ⁴⁴	X291	SB148	N/A	1114896	12	S725 ⁴²	X377	SB165	N/A
1113682	12	N/A	X347 ²⁰	SB148	N/A	1114958	24	S729	X322	SB165	N/A
1113684	12	N/A	X347 ²⁰	SB148	N/A	1990205	12	S727	X306 ²⁰	SB165	N/A
1113685	12	S120 ⁴⁴	X291	SB148	N/A	1990244	24	S726 ⁴³	X400	SB165	N/A
1113690	12	S120 ⁴⁴	X291	N/A	N/A	1990248	24	S726 ⁴³	X400	SB165	N/A
1113710	24	S116	X346 ²⁰	N/A	SB141	1990263	24	S726 ⁴³	X400	SB165	N/A
1113712	12	S905	X346 ²⁰	N/A	SB141	1990269	24	S726 ⁴³	X400	SB165	N/A
1113713	24	S116	X346 ²⁰	N/A	SB141	1990276	24	S726 ⁴³	X400	SB165	N/A
1113741	24	S116	X346 ²⁰	N/A	SB141	1990311	12	S5143	X397	SB148	SB148
1113814	24	S116	X346 ²⁰	N/A	SB141	1990312	12	S5143	X397	SB148	SB148
1113815	24	S116	X346 ²⁰	N/A	SB141	1990318	12	S5143	X397	SB148	SB148
1113820	24	S726 ⁴³	X306 ²⁰	N/A	SB141	1990321	12	S5143	X397	SB148	SB148
1113827	24	S726 ⁴³	X306 ²⁰	N/A	SB141	1990322	12	S5143	X397	SB148	SB148
1113831	24	S726 ⁴³	X306 ²⁰	N/A	SB141	1990344	24	S5021 ⁵⁸	X396	SB165	SB148
1113832	24	S726 ⁴³	X306 ²⁰	N/A	SB141	1990352	12	S5019 ⁵⁷	X395	SB165	SB148
1113840	24	S726 ⁴³	X306 ²⁰	N/A	SB141	1990354	12	S5019 ⁵⁷	X395	SB165	SB148
1113842	24	S726 ⁴³	X306 ²⁰	N/A	SB141	1990379	12	S5019 ⁵⁷	X395	SB165	SB148
1113881	24	S726 ⁴³	X306 ²⁰	N/A	SB141	1990386	12	S5019 ⁵⁷	N/A	SB165	SB148
1113883	24	S726 ⁴³	X306 ²⁰	N/A	SB141	1990388	24	S5021 ⁵⁸	X396	SB165	SB148
1113900	24	S726 ⁴³	X306 ²⁰	N/A	SB141	1990400	12	S5019 ⁵⁷	X395	SB165	SB148
1113914	24	S726 ⁴³	X306 ²⁰	N/A	SB141	1990401	12	S5084	X395	SB165	SB148
1113920	24	S726 ⁴³	X306 ²⁰	N/A	SB141	1990404	12	S5019 ⁵⁷	X395	SB165	SB148
1113938	24	S726 ⁴³	X306 ²⁰	N/A	SB141	1990405	12	S5019 ⁵⁷	X395	SB165	SB148
1113941	24	S726 ⁴³	X306 ²⁰	N/A	SB141	1990407	12	S5084	X395	SB165	SB148
1113991	24	S726 ⁴³	X306 ²⁰	N/A	SB141	1990413	24	S5021 ⁵⁸	X396	SB165	SB148
1114076	12	S725 ⁴²	X347 ²⁰	N/A	SB141	1990414	—	N/A	X396	SB165	SB148
1114088	12	S725 ⁴²	X347 ²⁰	N/A	SB141	1990416	—	N/A	X396	SB165	SB148
1114089	12	N/A	X346 ²⁰	N/A	SB141	1990456	24	S5021 ⁵⁸	X396	SB165	SB148
1114123	12	S725 ⁴²	X347 ²⁰	N/A	SB141	1990463	24	S5021 ⁵⁸	X396	SB165	SB148
1114128	12	S725 ⁴²	X347 ²⁰	N/A	SB141	1990483	24	S5021 ⁵⁸	X396	SB165	SB148
1114145	12	S725 ⁴²	X347 ²⁰	N/A	SB141	1993705	12	S5131	X397	SB148	SB148
1114714	12	S725 ⁴²	X347 ²⁰	N/A	N/A	1993741	24	S5020 ⁵⁸	X398	SB148	SB148
1114740	24	S729	X306 ²⁰	SB165	N/A	1993764	12	S5131	X397	SB148	SB148
1114760	24	S729	X306 ²⁰	SB165	N/A	1993886	12	S5131	X397	SB148	SB148
1114829	12	S727	X377	SB165	N/A	1993901	24	S5146	X398	SB148	SB148
1114833	12	S727	X377	SB165	N/A	1993914	24	N/A	X398	SB148	SB148
1114836	12	S725 ⁴³	X377	SB165	N/A	1993955	24	N/A	X398	N/A	SB148
1114846	24	S726 ⁴³	X322	SB165	N/A	1998252	12	S941	X265	SB201	N/A
1114850	24	S726 ⁴³	N/A	SB165	N/A	1998280	12	S941	X265	SB102 ¹⁹	N/A
1114858	24	S726 ⁴³	X322	SB165	N/A	1998343	12	S941	X322	SB201	N/A
1114860	24	S729	X322	SB165	N/A	1998375	12	S941	X322	SB201	N/A
1114873	24	S726 ⁴³	N/A	SB165	N/A	10455317	12	S941	X265	SB201	N/A
1114880	24	S726 ⁴³	X377	SB165	N/A	10455601	12	N/A	X265	SB160	N/A
1114881	12	S727	X377	SB165	N/A	10478879	24	S726 ⁴³	X400	SB165	N/A
1114884	12	S725 ⁴²	X377	SB165	N/A	10478911	24	S726 ⁴³	X400	SB165	N/A

¹⁹ 1st Design; 2nd Design requires SB160.

²⁰ Starters require various number of Brushes, order as needed.

⁴² Use SR13 for Solenoids w/Oval Face Plate; SR26 for Solenoids w/Square Face Plate.

⁴³ Use SR14 for Solenoids w/Oval Face Plate; SR27 for Solenoids w/Square Face Plate.

⁴⁴ For Solenoid Repair Kit use SR24.

⁵⁷ For Solenoid Repair Kit use SR29.

⁵⁸ For Solenoid Repair Kit use SR30.

IHC — Cont'd

STARTING SYSTEM PARTS — Cont'd

PARTS FOR PRESTOLITE STARTERS

Starter Number	Volts	Starter Switch	Brush Set	Bushings	
				Drive End	Com. End
MAB-4085B	6	S5	X327	SB136 ²⁵	SB59
MAS-4003	12	S5	N/A	SB136	N/A
MAS-4104	12	N/A	X329	SB136	SB139
MAS-4107	12	N/A	X329	SB136	SB139
MZ-4063	6	S62	X326	N/A	N/A

STARTER DRIVES

Starter Number	Part No.	Starter Number	Part No.
1107169	SD121	1113136	SD282
1107174	SD121	1113157	SD282
1107257	SD135	1113167	SD221
1107290	SD279	1113172	SD221
1107343	SD282	1113183	SD282
1107344	SD282	1113193	SD279
1107350	SD221	1113195	SD282
1107364	SD221	1113203	SD279
1107435	SD135	1113217	SD221
1107444	SD121	1113218	SD221
1107448	SD121	1113367	SD282
1107462	SD135	1113368	SD282
1107546	SD221	1113373	SD282
1107581	SD282	1113386	SD489
1107680	SD221	1113413	SD282
1107734	SD221	1113425	SD282
1107857	SD279	1113626	SD279
1107867	SD279	1113640	SD279
1107939	SD135	1113644	SD279
1108060	SD121	1113650	SD279
1108092	SD121	1113652	SD279
1108096	SD121	1113655	SD282
1108103	SD135	1113668	SD279
1108142	SD135	1113675	SD282
1108161	SD221	1113690	SD279
1108181	SD144	1113820	SD486
1108217	SD135	1113827	SD489
1108323	SD221	1113831	SD486
1108358	SD302	1113832	SD486
1108373	SD207	1113839	SD486
1108393	SD221	1113840	SD489
1108395	SD302	1113842	SD486
1108415	SD279	1113883	SD486
1108438	SD221	1113900	SD486
1108700	SD302	1113914	SD486
1108769	SD221	1113920	SD486
1109285	SD486	1113938	SD486
1109290	SD486	1113991	SD486
1109434	SD221	1114076	SD486
1109755	SD486	1114088	SD486
1109961	SD486	1114128	SD486
1109965	SD486	1114145	SD486
1109971	SD486	1114714	SD489
1113039	SD221	1114740	SD489
1113040	SD221	1114760	SD486
1113070	SD221	1114829	SD489
1113081	SD221	1114833	SD489
1113097	SD282	1114836	SD489
1113098	SD279	1114846	SD486
1113108	SD221	1114850	SD486
1113109	SD221	1114858	SD489

²⁵ Also use SB136 Intermediate Bushing.

IHC — Cont'd

STARTING SYSTEM PARTS — Cont'd

STARTER DRIVES — Cont'd

Starter Number	Part No.	Starter Number	Part No.
1114860	SD489	1990379	SD489
1114873	SD486	1990386	SD486
1114880	SD486	1990388	SD486
1114881	SD489	1990400	SD486
1114884	SD489	1990401	SD489
1114886	SD489	1990404	SD489
1114889	SD486	1990405	SD489
1114890	SD486	1990407	SD489
1114892	SD486	1990413	SD489
1114895	SD486	1990414	SD489
1114896	SD486	1990416	SD486
1114958	SD486	1990456	SD486
1990205	SD489	1990463	SD486
1990244	SD486	1990483	SD486
1990248	SD486	1993705	SD914
1990263	SD486	1993741	SD914
1990269	SD486	1993886	SD914
1990276	SD486	1993914	SD914
1990311	SD914	1993955	SD914
1990312	SD914	1998252	SD221
1990318	SD914	10455317	SD221
1990344	SD486	10478879	SD486
1990352	SD486	10478911	SD486
1990354	SD486		

SWITCHES & RELAYS

Year	Model or Engine	Part No.	Year	Model or Engine	Part No.
DIMMER SWITCH			EMERGENCY STEERING PUMP SWITCH — Cont'd		
1973-68	PH-140 Payhauler	DS118	1973-68	PH-140 Payhauler	S42
1961-57	PH-65, 95 Payhauler	DS118	HORN RELAY		
1956	PH-65, 95 Payhauler 2nd Prod.	DS118	1962	HA Paymover 6 Volt	R102
EMERGENCY STEERING PUMP SWITCH				12 Volt	R132
1976-75	H-400C Payloader	S42	1962	H-25, 30B Payloader	R132
1974-70	D-120C Paydozer, H-400B Payloader	S42	1959	H-50 Payloader; T-225-SL Paymover	R132
1973-70	H-120C Payloader	S42			

ISUZU

CHARGING SYSTEM PARTS

PARTS FOR ALTERNATORS

Alternator No.	Volt	Amp	Voltage Regulator	Brush Set	Positive Diode (3 Used)	Negative Diode (3 Used)	Alternator No.	Volt	Amp	Voltage Regulator	Brush Set	Positive Diode (3 Used)	Negative Diode (3 Used)
1-81200-074-1	24	25	R743	N/A	N/A	N/A	1-81260-004-0	24	30	R742	N/A	N/A	N/A
1-81200-205-1	24	25	R743	N/A	N/A	N/A	5-81200-212-0	24	15	R743	N/A	N/A	N/A
1-81200-249-2	24	40	R742	N/A	N/A	N/A	5-81200-338-1	12	35	R741	N/A	N/A	N/A
1-81200-262-2	12	50	R741	N/A	N/A	N/A	5-81200-341-0	12	35	R741	N/A	N/A	N/A
1-81200-276-1	24	30	R742	N/A	N/A	N/A	5-81200-349-0	12	35	R741	N/A	N/A	N/A
1-81200-284-0	24	25	R742	N/A	N/A	N/A	5-81200-358-0	12	20	R741	N/A	N/A	N/A
1-81200-299-0	24	40	R742	N/A	N/A	N/A	8-94100-466-2	24	25	R742	N/A	N/A	N/A
1-81200-304-2	12	60	R741	N/A	N/A	N/A	8-94153-882-1	12	35	R741	N/A	N/A	N/A
1-81200-323-0	24	30	R742	N/A	N/A	N/A	8-94160-904-0	24	25	R742	N/A	N/A	N/A
1-81200-324-0	24	30	R742	N/A	N/A	N/A	8-94171-778-0	12	35	R741	N/A	N/A	N/A

ISUZU — Cont'd

CHARGING SYSTEM PARTS — Cont'd

PARTS FOR ALTERNATORS — Cont'd

Alternator No.	Volt	Amp	Voltage Regulator	Brush Set	Positive Diode (3 Used)	Negative Diode (3 Used)	Alternator No.	Volt	Amp	Voltage Regulator	Brush Set	Positive Diode (3 Used)	Negative Diode (3 Used)
8-94404-790-0	24	20	R742	N/A	N/A	N/A	8-94423-756-0	12	35	R741	N/A	N/A	N/A

STARTING SYSTEM PARTS

PARTS FOR STARTERS

Starter Number	Volts	Starter Switch	Brush Set	Bushings	
				Drive End	Com. End
1-81100-043-1	24	S5055	N/A	N/A	N/A
1-81100-051-0	24	S5055	N/A	N/A	N/A

JAEGER

PARTS FOR DISTRIBUTORS & COILS

Year	Cyl.	Volt	Model or Engine	For Distributor Number	Contact Assembly*			Rotor	6 Volt Coil ^{59,60}	12 Volt Coil ^{59,60}	
					Heavy Duty	Heavy Duty Pierced	Con-denser Cap				
4	—	—	75, 85 Compressors, 2HM Mixers	IAD	A81	N/A	G124	C110	D121	E5	N/R
4	—	—	75 Compressor	1111716	A40H	A40V	G102A	C150	D10	E1	N/R
4	—	—	60 Compressor	IGW-4156D	A70	N/A	G127	C131	N/A	E5	N/R
6	—	—	105, 125, 125A, 125B, 150, 160, 185, 250, 250 "Air Plus" Compressors, 3HM, 4½ HM Mixers	IAD, IGC	A81	N/A	G124	C123	D103	E5	N/R
6	—	—	315	IAD, IGC	A81	N/A	G124	C123	D103	N/R	E40

CHARGING SYSTEM PARTS

PARTS FOR DELCO-REMY GENERATORS

Generator No.	Volt	Amp	Voltage Regulator	Voltage Regulator Fuse	Brush Set	Bushing
1100535	6	—	R193	RF35	X349	GB203
1102128	12	30	R153	RF35	X270	N/A

PARTS FOR PRESTOLITE GENERATORS

Generator No.	Volt	Amp	Voltage Regulator	Voltage Regulator Fuse	Brush Set	Bushing
GBM-4802-5	6	15	R621	RF35	X324	GB200
GBM-4802-A5	6	15	R621	RF35	X324	GB200
GEH-4821B-2	6	26	R621	RF35	N/A	N/A
GHD-6001Q	6	15	N/A	RF35	X324	GB202
GHH-6001H	12	15	N/A	RF35	X324	GB202

* For Standard Contact Assembly see Conversion Table.

⁵⁹ When Coil Bracket is required, refer to Illustrated Bracket Guide.

⁶⁰ For Epoxy Coils see Conversion Table.

JAEGER — Cont'd

STARTING SYSTEM PARTS

PARTS FOR DELCO-REMY
STARTERS

Starter Number	Volts	Starter Switch	Brush Set	Bushings	
				Drive End	Com. End
736G.....	6	S62	X145	S80	N/A
1113622.....	12	N/A	X291	SB137	SB138

PARTS FOR PRESTOLITE STARTERS

Starter Number	Volts	Starter Switch	Brush Set	Bushings		Starter Number	Volts	Starter Switch	Brush Set	Bushings	
				Drive End	Com. End					Drive End	Com. End
MAB-4071.....	6	S62	X326	SB136	SB59	MDL-6012.....	12	S72	X331	SB136	N/A
MAJ-4040.....	6	S5	X327	SB64 ²⁵	SB59	MDY-7005.....	12	S72	X332	SB136	N/A
MAY-4148.....	12	S5	N/A	SB64	SB59	MZ-4046.....	6	S62	X326	SB64 ²⁵	SB59
MAY-4154.....	12	S72	N/A	SB64	SB59	MZ-4140.....	—	N/A	X326	SB64	SB59
MCL-6009.....	6	S5	X326	SB136	N/A	MZ-4183.....	6	S79	X326	SB64 ²⁵	SB59
MCL-6131.....	6	S79	X330	SB136	SB59						

JEEP CORP.
(Includes Willys)

PARTS FOR DISTRIBUTORS & COILS

Year	Cyl.	Volt	Model or Engine	For Distributor Number	Contact Assembly*			Rotor	6 Volt Coil ^{59,60}	12 Volt Coil ^{59,60}	
					Heavy Duty	Heavy Duty Pierced	Con- denser Cap				
1974-60	4	6&12	F4-134, L4-134.....	IAY-4401, A	A81	N/A	G124 ²	C146	D141	E5	E502 ¹
1972-68	4	6&12	FJ-F4, FJ-134, LY-134.....	IAD-4041	A81	N/A	G124 ²	C110	D121	E5	E502 ¹
1972-68	6	12	V6-225.....	IAT-4501, 02, 02A	A85	N/A	G136	C203	D180	N/R	E38
1972-64	6	6&12	6-230.....	IAT-4416	A105	N/A	G124 ²	C159	D128	E5	E502 ¹
1971-69	4	6&12	F4-134.....	IAY-4401B, C	A81	N/A	G136	C146	D141	E5	E502 ¹
1970-69	6	12	L6-226.....	IAT-4404A	A105	N/A	G124	C143	D128	N/R	E502
1964-63	6	12	L6-226.....	IAT-4404A	A105	N/A	G124	C143	D128	N/R	E502
1959-56	4	6&12	F4-134, L4-134.....	IAY-4012	A81	N/A	G124	C146	D127	E5	E502 ¹

CHARGING SYSTEM PARTS

PARTS FOR PRESTOLITE GENERATORS

Generator No.	Volt	Amp	Voltage Regulator	Voltage Regulator Fuse	Brush Set	Bushing	Generator No.	Volt	Amp	Voltage Regulator	Voltage Regulator Fuse	Brush Set	Bushing

* For Standard Contact Assembly see Conversion Table.

¹ If 12 Volt with Resistor use E38 & RU12 Resistor.

² For Strap type use G136.

²⁵ Also use SB136 Intermediate Bushing.

⁵⁹ When Coil Bracket is required, refer to Illustrated Bracket Guide.

⁶⁰ For Epoxy Coils see Conversion Table.

(P) Positive Ground.

(N) Negative Ground.

JEEP — Cont'd

CHARGING SYSTEM PARTS — Cont'd

PARTS FOR PRESTOLITE GENERATORS — Cont'd

Generator No.	Volt	Amp	Voltage Regulator	Voltage Regulator Fuse	Brush Set	Bushing	Generator No.	Volt	Amp	Voltage Regulator	Voltage Regulator Fuse	Brush Set	Bushing
GGW-7404B	6	45	R142(P)	RF45			GJT-7303J	12	10	N/A	N/A	X275	GB204
			R170(N)	RF45	X275	GB204	GJW-7305A	6	15	N/A	N/A	X275	GB204
GHD-6001AC	6	14.5	N/A	RF35	X324	GB202	GKJ-7303J	12	10	N/A	N/A	X275	GB204
GJC-7002J	12	30	R185	RF35	X275	GB204	GKJ-7303L	12	10	N/A	N/A	X275	GB204
GJP-7202A	12	35	R185	RF35	X275	GB204	GKJ-7305A	12	10	N/A	N/A	X275	GB204
GJP-7402A	12	35	R185	RF35	X275	GB204	GKJ-7305B	12	10	N/A	N/A	X275	GB204
GJP-7402B	12	35	R185	RF35	X275	GB204							

STARTING SYSTEM PARTS

PARTS FOR PRESTOLITE STARTERS

Starter Number	Volts	Starter Switch	Brush Set	Bushings		Starter Number	Volts	Starter Switch	Brush Set	Bushings	
				Drive End	Com. End					Drive End	Com. End
MCH-6117	6	N/A	X330	SB106	N/A	MDU-7004	12	S72	X332	SB136	N/A
MCH-6203	6	S79	X330	SB136	N/A	MDU-7017	12	S72	X332	SB136	N/A
MCH-6207	6	N/A	X330	SB136	N/A	MDU-7031	12	S72	X332	SB106	N/A
MCH-6215	6	S79	X330	SB136	N/A	MDU-7036	12	N/A	X332	SB136	N/A
MDM-6005	12	S72	X331	SB136	N/A	MDY-7021	12	N/A	X332	SB106	N/A
MDU-7003	12	N/A	X332	SB136	N/A	MHA-7008	12	S72	X332	SB106	N/A

JENSEN

Determine model and engine, then refer to the Wisconsin Engine section for parts used.

JUMBO

PARTS FOR DISTRIBUTORS & COILS

Year	Cyl.	Volt	Model or Engine	For Distributor Number	Contact Assembly*						6 Volt Coil ^{59,60}	12 Volt Coil ^{59,60}
					Heavy Duty	Heavy Duty Pierced	Con-denser	Cap	Rotor			
	6	6	B, C, E, ER, EW, HR, HW, Chrysler Eng.....	IAD	A81	N/A	G124	C123	D103	E5	N/R	

* For Standard Contact Assembly see Conversion Table.

⁵⁹ When Coil Bracket is required, refer to Illustrated Bracket Guide.

⁶⁰ For Epoxy Coils see Conversion Table.

(P) Positive Ground.

(N) Negative Ground.

JUMBO — Cont'd

CHARGING SYSTEM PARTS

PARTS FOR PRESTOLITE
GENERATORS

Generator No.	Volt	Amp	Voltage Regulator	Voltage Regulator Fuse	Brush Set	Bushing
GDZ.....	6	—	N/A	N/A	X260	GB200
GHB.....	6	—	N/A	N/A	X260	GB200

STARTING SYSTEM PARTS

PARTS FOR PRESTOLITE STARTERS

Starter Number	Volts	Starter Switch	Brush Set	Bushings	
				Drive End	Com. End
MAX-4062.....	6	S5	X326	SB64	SB59
MCL-6107.....	6	S62	X330	SB64	SB59

KING & HAMILTON

Determine model and engine, then refer to the Wisconsin Engine section for parts used.

KING WISE

Determine model and engine, then refer to the Wisconsin Engine section for parts used.

KOHLER

CHARGING SYSTEM PARTS

PARTS FOR DELCO-REMY GENERATORS

Generator No.	Volt	Amp	Voltage Regulator	Voltage Regulator Fuse	Brush Set	Bushing	Generator No.	Volt	Amp	Voltage Regulator	Voltage Regulator Fuse	Brush Set	Bushing
1100326.....	12	25	R153	RF35	X270	N/A	1101967.....	12	15	R220	RF35	X354	N/A
1100448.....	12	14	N/A	N/A	X270	N/A	1101968.....	12	18	R220	RF35	X354	N/A
1101856.....	6	14	R195	RF35	X349	GB203	1101970.....	12	12	R220	RF35	X354	N/A
1101866.....	12	8	R220	RF35	X228	GB203	1101973.....	12	12	N/A	N/A	X354	N/A
1101870.....	12	18	N/A	N/A	X354	N/A	1101974.....	12	18	R220	RF35	X354	N/A
1101928.....	12	12	N/A	N/A	X354	N/A	1101975.....	12	12	N/A	N/A	X354	N/A
1101932.....	12	10	R220	RF35	X354	N/A	1101985.....	12	30	R153	RF35	X354	N/A
1101933.....	12	10	N/A	N/A	X354	N/A	1101988.....	12	15	N/A	N/A	X354	N/A
1101949.....	12	12	R220	RF35	X354	N/A	1101991.....	12	15	N/A	N/A	X354	N/A
1101951.....	12	15	R220	RF35	X354	N/A	1101994.....	12	10	N/A	N/A	X354	N/A
1101954.....	12	30	R153	RF35	X354	N/A	1101995.....	12	18	N/A	N/A	X354	N/A
1101956.....	12	18	R220	RF35	X354	N/A	1101996.....	12	15	R220	RF35	X354	N/A
1101961.....	12	15	N/A	N/A	X354	N/A	1102343.....	12	17	R317	N/A	X270	N/A
1101964.....	12	15	N/A	N/A	X354	N/A							

KOHLER — Cont'd

CHARGING SYSTEM PARTS — Cont'd

PARTS FOR PRESTOLITE
GENERATORS

Generator No.	Volt	Amp	Voltage Regulator	Voltage Regulator Fuse	Brush Set	Bushing
GAS-4304.....	6	13	R621	RF35	X323	N/A

STARTING SYSTEM PARTS

PARTS FOR DELCO-REMY
STARTERS

Starter Number	Volts	Starter Switch	Brush Set	Bushings	
				Drive End	Com. End
1108336 ³⁰	12	●S100 ⁴¹	X265	N/A ²⁴	N/A
1109507.....	12	S72	X357	SB0	SB65
1109617.....	6	S79	X357	SB0	SB65
1109618.....	6	S79	X357	SB0	SB65
1109676.....	6	S79	X357	SB0	SB65

PARTS FOR PRESTOLITE STARTERS

Starter Number	Volts	Starter Switch	Brush Set	Bushings	
				Drive End	Com. End
MBG-4125B.....	12	N/A	X326	N/A	N/A
MBG-4139.....	12	S5	X326	N/A	N/A
ML-4348.....	12	N/A	X329	N/A	N/A
MZ-4161.....	6	S79	N/A	SB136	N/A

KOMATSU

CHARGING SYSTEM PARTS

PARTS FOR ALTERNATORS

Alternator No.	Volt	Amp	Voltage Regulator	Brush Set	Positive Diode (3 Used)	Negative Diode (3 Used)	Alternator No.	Volt	Amp	Voltage Regulator	Brush Set	Positive Diode (3 Used)	Negative Diode (3 Used)
0-33000-2280..	24	13	R743	N/A	N/A	N/A	0-33000-5540..	24	17	R742	N/A	N/A	N/A
0-33000-2281..	24	25	R743	N/A	N/A	N/A	0-33000-5670..	24	20	R743	N/A	N/A	N/A
0-33000-2290..	24	13	R743	N/A	N/A	N/A	0-35000-0030..	24	30	R742	N/A	N/A	N/A
0-33000-2321..	24	25	R743	N/A	N/A	N/A	0-35000-0050..	24	25	R742	N/A	N/A	N/A
0-33000-2841..	24	—	R743	N/A	N/A	N/A	0-35000-0060..	24	25	R742	N/A	N/A	N/A
0-33000-2870..	24	25	R743	N/A	N/A	N/A	0-35000-0070..	24	25	R742	N/A	N/A	N/A
0-33000-2871..	24	25	R743	N/A	N/A	N/A	0-35000-0100..	24	30	R742	N/A	N/A	N/A
0-33000-2880..	24	25	R743	N/A	N/A	N/A	0-35000-3011..	24	40	R742	N/A	N/A	N/A
0-33000-2881..	24	25	R743	N/A	N/A	N/A	0-35000-3020..	24	35	R742	N/A	N/A	N/A
0-33000-3070..	24	25	R743	N/A	N/A	N/A	0-35000-3070..	24	35	R742	N/A	N/A	N/A
0-33000-3071..	24	25	R743	N/A	N/A	N/A	0-39000-0050..	24	25	R743	N/A	N/A	N/A
0-33000-3130..	24	15	R743	N/A	N/A	N/A	0-39000-0071..	24	25	R742	N/A	N/A	N/A
0-33000-3210..	24	25	R743	N/A	N/A	N/A	0-39000-0130..	24	25	R742	N/A	N/A	N/A
0-33000-3230..	24	13	R743	N/A	N/A	N/A	0-39000-0140..	24	25	R743	N/A	N/A	N/A
0-33000-3700..	24	25	R743	N/A	N/A	N/A	0-39000-2010..	24	30	R742	N/A	N/A	N/A
0-33000-3701..	24	25	R743	N/A	N/A	N/A	0-39000-2020..	24	25	R742	N/A	N/A	N/A
0-33000-3970..	24	25	R743	N/A	N/A	N/A	0-39000-2030..	24	25	R742	N/A	N/A	N/A
0-33000-4670..	24	25	R743	N/A	N/A	N/A	0-39000-2050..	24	30	R742	N/A	N/A	N/A
0-33000-5100..	24	25	R743	N/A	N/A	N/A	0-39000-4000..	24	25	R742	N/A	N/A	N/A
0-33000-5480..	24	15	R742	N/A	N/A	N/A	0-39000-4020..	24	40	R742	N/A	N/A	N/A
0-33000-5510..	24	15	R742	N/A	N/A	N/A							

● A Borg-Warner Brand "P" Version Also Available See Inside Back Cover.

²⁴ Also use SB135 Intermediate Bushing.

³⁰ This unit also uses SC212 Starter Lever.

⁴¹ For Solenoid Repair Kit use SR10.

KOMATSU — Cont'd

STARTING SYSTEM PARTS

PARTS FOR STARTERS

Starter Number	Volts	Starter Switch	Brush Set	Bushings		Starter Number	Volts	Starter Switch	Brush Set	Drive End	Com. End
				Drive End	Com. End						
0-21000-3270.....	24	S5055	N/A	N/A	N/A	0-21000-3781.....	24	S5055	N/A	N/A	N/A
0-21000-3480.....	24	S5055	N/A	N/A	N/A	0-21000-4050.....	24	S5055	N/A	N/A	N/A
0-21000-3490.....	24	S5055	N/A	N/A	N/A	0-21000-4130.....	24	S5055	N/A	N/A	N/A
0-21000-3650.....	24	S5055	N/A	N/A	N/A	0-21000-4871.....	24	S5055	N/A	N/A	N/A

LEADER
(See Hercules)

LE ROI

PARTS FOR DISTRIBUTORS & COILS

Year	Cyl.	Volt	Model or Engine	For Distributor Number	Contact Assembly*			Rotor	6 Volt Coil ^{59,60}	12 Volt Coil ^{59,60}
					Heavy Duty	Heavy Duty Pierced	Con-denser Cap			
4	—	—	CT, 2C, MW-1, D-133.....	IBG	A70	N/A	G127	N/A	N/A	E5 E40
4	—	—	D-71, K-3, W, X, V, Y.....	IGB, IGW	A70	N/A	G127	N/A	N/A	E5 N/R
4	—	—	D-133, D-140, V, W, W-3, X, Y.....	IGE, IGW-4121A	A70	N/A	G127	C131	N/A	E5 N/R

CHARGING SYSTEM PARTS

PARTS FOR PRESTOLITE GENERATORS

Generator No.	Volt	Amp	Voltage Regulator	Voltage Regulator Fuse	Brush Set	Bushing
GAS-4129.....	6	15	R11	N/A	X323	N/A
GAS-4143.....	6	13	R621	RF35	X323	N/A
GAS-4154.....	6	13	N/A	N/A	X323	N/A
GHD-6001SSN..	6	15	N/A	RF35	X324	GB202
GHH-6001SN..	12	15	N/A	RF35	X324	GB202

STARTING SYSTEM PARTS

PARTS FOR PRESTOLITE STARTERS

Starter Number	Volts	Starter Switch	Brush Set	Bushings		Starter Number	Volts	Starter Switch	Brush Set	Drive End	Com. End
				Drive End	Com. End						
MAB-4115.....	6	S79	X327	SB136 ²⁵	N/A	MCL-6206.....	6	S79	X330	SB136	N/A
MAJ-4050.....	—	S79	X326	SB136	SB59	MDL-6010.....	12	S72	X331	SB136	N/A
MBG-4006.....	—	S72	X326	SB136	SB59	MDY-7009.....	—	N/A	N/A	SB136	N/A

* For Standard Contact Assembly see Conversion Table.

²⁵ Also use SB136 Intermediate Bushing.

⁵⁹ When Coil Bracket is required, refer to Illustrated Bracket Guide.

⁶⁰ For Epoxy Coils see Conversion Table.

LE ROI — Cont'd

STARTING SYSTEM PARTS — Cont'd

PARTS FOR PRESTOLITE STARTERS — Cont'd

Starter Number	Volts	Starter Switch	Brush Set	Bushings			Starter Number	Volts	Starter Switch	Brush Set	Bushings		
				Drive End	Com. End						Drive End	Com. End	
MDY-7010	12	S72	X332	SB136	N/A		MZ-4041	—	N/A	X326	SB136	N/A	
MZ-4006	—	S5	X326	SB136	SB59		MZ-4042	6	S79	X326	SB136 ²⁵	SB59	
MZ-4020	—	S5	X326	SB136	SB59		MZ-4058	—	N/A	X326	SB136	N/A	
MZ-4027	—	S5	X326	SB136	SB59		MZ-4138	6	S79	X326	SB136 ²⁵	SB59	

R.G. LeTOURNEAU

CHARGING SYSTEM PARTS

PARTS FOR DELCO-REMY ALTERNATORS

Alternator No.	Volt	Amp	Voltage Regulator	Brush Set	Diode (3 Used)		Alternator No.	Volt	Amp	Voltage Regulator	Brush Set	Diode (3 Used)	
					Positive	Negative						Positive	Negative
1100629 ²⁶	12	42	R310	X285	SC2P	SC2N	1117754	12	62	R293	X368	N/A	N/A
1100689 ²⁶	12	42	R310	X302	SC2P	SC2N	1117756	12	62	R293	X355	N/A	N/A
1117134	12	45	R293	N/A	N/A	N/A	1117763	12	62	R293	X355	N/A	N/A
1117135	12	60	R293	N/A	N/A	N/A	1117772	24	45	R294	X355	N/A	N/A

PARTS FOR DELCO-REMY GENERATORS

Generator No.	Volt	Amp	Voltage Regulator	Voltage Regulator Fuse	Brush Set	Brushing	Generator No.	Volt	Amp	Voltage Regulator	Voltage Regulator Fuse	Brush Set	Brushing
1106517	24	10	N/A	N/A	X349	N/A	1106909	12	50	R187	N/A	X263	N/A
1106822	12	50	R187	N/A	X263	N/A	1106940	12	50	R187	N/A	X263	N/A

STARTING SYSTEM PARTS

PARTS FOR DELCO-REMY STARTERS

Starter Number	Volts	Starter Switch	Brush Set	Bushings			Starter Number	Volts	Starter Switch	Brush Set	Bushings		
				Drive End	Com. End						Drive End	Com. End	
806	24	N/A	X344 ²⁰	N/A	N/A		1109237	12	S905	X346 ²⁰	SB102	SBO	
836	—	N/A	X344 ²⁰	N/A	N/A		1109346	—	N/A	X344 ²⁰	N/A	SB137	
850	—	N/A	X344 ²⁰	N/A	N/A		1109733	—	N/A	X346 ²⁰	SB102	SB137	
1107430	—	N/A	X145	SBO	N/A		1109808	24	S726 ⁴³	X346 ²⁰	N/A	SB137	
1107926	—	N/A	X265	SBO	N/A		1109961	24	S726 ⁴³	N/A	N/A	N/A	
1107970	6	S79	X145	SBO	N/A		1113008	—	N/A	X291	N/A	SB138	
1108826	—	N/A	X346 ²⁰	N/A	SB137		1113711	—	N/A	X346 ²⁰	SB102	SB137	
1108840	—	N/A	X346 ²⁰	SB102	SB137		1113748	24	S116	X346 ²⁰	N/A	SB137	
1108863	24	S116	X346 ²⁰	N/A	SB137		1113749	24	S116	X346 ²⁰	N/A	SB137	
1108904	—	S612	X344 ²⁰	N/A	SB65		1113824	24	S726 ⁴³	X306 ²⁰	N/A	SB141	
1108921	—	N/A	X344 ²⁰	N/A	SB65		1113842	24	S726 ⁴³	X306 ²⁰	N/A	SB141	
1108933	—	N/A	X344 ²⁰	N/A	SB65		1114000	—	N/A	X347 ²⁰	SB102	SB137	
1109108	—	N/A	X344 ²⁰	SB137	N/A		1114027	—	N/A	X346 ²⁰	N/A	SB137	

²⁰ Starters require various number of Brushes, order as needed.

²⁵ Also use SB136 Intermediate Bushing.

²⁶ This unit also uses G80 Alternator Capacitor.

⁴³ Use SR14 for Solenoids w/Oval Face Plate; SR27 for Solenoids w/Square Face Plate.

R.G. LeTOURNEAU — Cont'd

STARTING SYSTEM PARTS — Cont'd

PARTS FOR DELCO-REMY STARTERS — Cont'd

Starter Number	Volts	Starter Switch	Brush Set	Bushings		Starter Number	Volts	Starter Switch	Brush Set	Drive End	Bushings	
				Drive End	Com. End						Drive End	Com. End
1114029	—	N/A	X346 ²⁰	N/A	SB137	1114086	12	S725 ⁴²	X347 ²⁰	N/A	SB141	
1114049	—	N/A	X346 ²⁰	SB102	SB137	1114092	12	S725 ⁴²	X306 ²⁰	N/A	SB141	

STARTER DRIVES

Starter Number	Part No.	Starter Number	Part No.
1109961	SD486	1114086	SD486
1113824	SD486	1114092	SD486
1113842	SD486		

SWITCHES & RELAYS

Year	Model or Engine	Part No.
HORN RELAY		
1950-49	Model C Dozer	R102

LILLISTON

Determine model and engine, then refer to the Wisconsin Engine section for parts used.

LINCOLN ELECTRIC

PARTS FOR DISTRIBUTORS & COILS

Year	Cyl.	Volt	Model or Engine	For Distributor Number	Contact Assembly*					6 Volt Coil ^{59,60}	12 Volt Coil ^{59,60}
					Heavy Duty	Heavy Duty Pierced	Con-denser	Cap	Rotor		
1985-82	4	12	Model Info Not Available..	IBT-4705	A105	N/A	G136	C202	D141	N/R	E502
1981-78	4	12	Model Info Not Available..	IBT-4705	A105	N/A	G136	C202	D141	N/R	E502
1966-63	6	12	300 Amp, 400 Amp Welder	1111769	A40H	A40V	G102A	C16A	N/A	N/R	E40
1962	6	12	300 Amp Welder	1111769, 870	A40H	A40V	G102A	C16A	N/A	N/R	E40
1961-54	6	6	300 Amp Welder	1111769, 870	A40H	A40V	G102A	C16A	N/A	E1	N/R
1961-54	6	6	600 Amp Welder & Ground Power Unit	1111824	A40H	A40V	G102A	C16A	N/A	E1	N/R
1950	6	6	Welder & Ground Power Unit	1110198, 1111824	A40H	A40V	G102A	C16A	N/A	E1	N/R
1950-48	6	6	Welder	IGC-6001-2D	A81	N/A	G124 ²	C123	D103	E5	N/R

* For Standard Contact Assembly see Conversion Table.

² For Strap type use G136.

²⁰ Starters require various number of Brushes, order as needed.

⁴² Use SR13 for Solenoids w/Oval Face Plate; SR26 for Solenoids w/Square Face Plate.

⁵⁹ When Coil Bracket is required, refer to Illustrated Bracket Guide.

⁶⁰ For Epoxy Coils see Conversion Table.

LINCOLN ELECTRIC — Cont'd

CHARGING SYSTEM PARTS

PARTS FOR DELCO-REMY ALTERNATORS

Alternator No.	Volt	Amp	Voltage Regulator	Brush Set	Positive Diode (3 Used)	Negative Diode (3 Used)
1103117	12	37	●R291	X303	SC5 ²⁷	SC113 ²⁸

PARTS FOR MOTOROLA ALTERNATORS

Alternator No.	Volt	Amp	Voltage Regulator	Brush Set	Positive Diode (3 Used)	Negative Diode (3 Used)
12N37	12	—	R326	N/A	N/A	N/A
M12878	12	—	R326	N/A	N/A	N/A
RA12N451D ..	12	—	R326	N/A	N/A	N/A
RA12N452 ...	12	—	R326	N/A	N/A	N/A

PARTS FOR DELCO-REMY GENERATORS

Generator No.	Volt	Amp	Voltage Regulator	Voltage Regulator Fuse	Brush Set	Bushing	Generator No.	Volt	Amp	Voltage Regulator	Voltage Regulator Fuse	Brush Set	Bushing
1100033	6	35	R193	RF35	X270	N/A	1100959	12	9	N/A	N/A	X349	GB203
1100037	6	35	R193	RF35	X270	N/A	1101408	6	16	R193	RF35	N/A	GB203
1100039	6	35	R193	RF35	X270	N/A	1101409	6	16	R193	RF35	X349	GB203
1100316	12	20	R197	RF35	X270	N/A	1101774	12	9	N/A	N/A	X349	GB203
1100414	12	25	R198	N/A	X270	N/A	1105130	12	50	R181	RF45	X353	N/A

PARTS FOR PRESTOLITE GENERATORS

Generator No.	Volt	Amp	Voltage Regulator	Voltage Regulator Fuse	Brush Set	Bushing
GBM-4622A-5 .	6	15	R621	RF35	X324	GB200
GBM-4802A-5 .	6	15	R621	RF35	X324	GB200
GJT-7303C	12	10	N/A	N/A	X275	GB204
GKJ-7104A	12	20	N/A	N/A	X275	GB204
GKJ-7201C	12	20	N/A	N/A	X275	GB204

STARTING SYSTEM PARTS

PARTS FOR DELCO-REMY STARTERS

Starter Number	Volts	Starter Switch	Brush Set	Bushings			Starter Number	Volts	Starter Switch	Brush Set	Bushings		
				Drive End	Com. End	Com. End					Drive End	Com. End	
1107382 ³⁰	12	●S100 ⁴⁷	X265	SB65	N/A		1109460	6	S79	X357	S80	SB65	
1107383 ³⁰	12	●S100 ⁴⁷	X358	SB102	SB138		1109623	12	S72	X357	S80	SB65	
1107974	6	S79	X145	SB137	SB138		1113089	12	S120 ⁴⁴	X291	SB148	N/A	
1108811	12	N/A	X346 ²⁰	N/A	SB141		1113287	12	S5125	X615	N/A	N/A	
1109227	12	N/A	X346 ²⁰	N/A	S80		10479619	12	S5125	X615	N/A	N/A	

● A Borg-Warner Brand "P" Version Also Available See Inside Back Cover.

²⁰ Starters require various number of Brushes, order as needed.

²⁷ AC9 is a Rectifier Bridge; also use SC124 Kit.

²⁸ This unit is a Diode Trio.

³⁰ This unit also uses SC212 Starter Lever.

⁴⁴ For Solenoid Repair Kit use SR24.

⁴⁷ For Solenoid Repair Kit use SR16.

LINCOLN ELECTRIC — Cont'd

STARTING SYSTEM PARTS — Cont'd

PARTS FOR PRESTOLITE STARTERS

Starter Number	Volts	Starter Switch	Brush Set	Bushings	
				Drive End	Com. End
MAX-4063.....	6	S79	X328	SB136 ²⁵	SB59
MDY-6107.....	12	S72	X331	SB136	N/A
MDY-7010.....	12	S72	X332	SB136	N/A
MDY-7010A.....	12	S72	X332	SB136	N/A
MZ-4152.....	6	S79	X326	SB136	N/A

STARTER DRIVES

Starter Number	Part No.	Starter Number	Part No.
1107382.....	SD279	1109460.....	SD570
1107383.....	SD207	1109623.....	SD570
1107974.....	SD568	1113089.....	SD282

LISTER DIESEL ENGINE

CHARGING SYSTEM PARTS

PARTS FOR MOTOROLA
ALTERNATORS

Alternator No.	Volt	Amp	Voltage Regulator	Brush Set	Positive Diode (3 Used)	Negative Diode (3 Used)
RA12N451 ...	12	—	R326	N/A	N/A	N/A
RA12N600 ...	12	—	R326	N/A	N/A	N/A
12N37.....	12	—	R326	N/A	N/A	N/A
12N51.....	12	—	R326	N/A	N/A	N/A

STARTING SYSTEM PARTS

PARTS FOR DELCO-REMY STARTERS

Starter Number	Volts	Starter Switch	Brush Set	Bushings		Starter Number	Volts	Starter Switch	Brush Set	Bushings	
				Drive End	Com. End					Drive End	Com. End
1113273.....	12	S5125	X615	SB206	N/A	1993869.....	12	S5131	X397	SB148	SB148
1990313.....	12	S5131	X397	SB148	SB148	1993885.....	12	S5131	X397	SB148	SB148
1990330.....	24	S5020 ⁵⁸	X398	SB148	SB148	1993901.....	24	S5146	X398	SB148	SB148
1990373.....	24	S5021 ⁵⁸	X396	SB165	SB148	1993955.....	24	N/A	X398	N/A	SB148
1990379.....	12	S5019 ⁵⁷	X395	SB165	SB148	1998300 ³⁰	12	●S100 ⁴⁷	X265	SB201	N/A
1990453.....	24	S5021 ⁵⁸	X396	SB165	SB148	1998329 ³⁰	12	S941	X265	SB201	N/A
1990471.....	12	S5019 ⁵⁷	X395	SB165	SB148	1998344 ³⁰	12	S941	X322	SB201	SB138
1993709.....	12	S5143	X397	SB148	SB148	1998455 ³⁰	12	S941	X322	SB201	SB138
1993741.....	24	S5020 ⁵⁸	X398	SB148	SB148	1998508 ³⁰	12	S941	X322	SB201	SB138

● A Borg-Warner Brand "P" Version Also Available See Inside Back Cover.

²⁵ Also use SB136 Intermediate Bushing.

³⁰ This unit also uses SC212 Starter Lever.

⁴⁷ For Solenoid Repair Kit use SR16.

⁵⁷ For Solenoid Repair Kit use SR29.

⁵⁸ For Solenoid Repair Kit use SR30.

LISTER DIESEL ENGINE — Cont'd

STARTING SYSTEM PARTS — Cont'd

STARTER DRIVES

Starter Number	Part No.	Starter Number	Part No.
1990373	SD489	1993741	SD914
1990379	SD489	1993955	SD914
1990453	SD489	1998455	SD282
1990471	SD489	1998508	SD282

LYCOMING-SPENCER ENGINES

PARTS FOR DISTRIBUTORS & COILS

Year	Cyl.	Volt	Model or Engine	For Distributor Number	Contact Assembly*			Cap	Rotor	6 Volt Coil ^{59,60}	12 Volt Coil ^{59,60}
					Heavy Duty	Heavy Duty Pierced	Con-denser				
	2	—	C-2-90	IAD-4042	A81	N/A	G124	N/A	D121	E5	N/R
	4	—	CY-4-180	IAD-6004-1G	A81	N/A	G124	C110	D121	E5	N/R

CHARGING SYSTEM PARTS

PARTS FOR DELCO-REMY GENERATORS

Generator No.	Volt	Amp	Voltage Regulator	Voltage Regulator Fuse	Brush Set	Bushing
1101899	—	—	N/A	N/A	X349	N/A
1101900	—	—	N/A	N/A	X349	N/A
1105052	—	—	N/A	N/A	X353	N/A

PARTS FOR PRESTOLITE GENERATORS

Generator No.	Volt	Amp	Voltage Regulator	Voltage Regulator Fuse	Brush Set	Bushing
GDZ-6003	—	—	N/A	N/A	X354	GB202
GHD-6001AE	—	—	N/A	N/A	N/A	GB202

STARTING SYSTEM PARTS

PARTS FOR PRESTOLITE STARTERS

Starter Number	Volts	Starter Switch	Brush Set	Bushings	
				Drive End	Com. End
MZ-4179	6	S79	X326	SB136	SB59
MZ-4188	6	S79	X326	SB136	SB59

* For Standard Contact Assembly see Conversion Table.

⁶⁰ For Epoxy Coils see Conversion Table.

⁵⁹ When Coil Bracket is required, refer to Illustrated Bracket Guide.

MASSEY-FERGUSON

PARTS FOR DISTRIBUTORS & COILS

Year	Cyl.	Volt	Model or Engine	For Distributor Number	Contact Assembly*				6 Volt Coil ^{59,60}	12 Volt Coil ^{59,60}	
					Heavy Duty	Heavy Duty Pierced	Con-denser	Cap			Rotor
1978-75	3	12	MF-20, 40 Ind. Tractor, MF-2200 Lift Truck	1112457	A103M	●A109V	●G126	N/A	●D152	N/R	E502
1978-75	4	12	MF-30 Ind. Tractor.....	1112458	A103M	●A109V	●G126	C167	●D152	N/R	E502
1978-75	4	12	MF-4000, 4500, 6000	1112693	A103M	●A109V	●G126	C167	●D152	N/R	E502
1974	4	12	MF-4000 Lift Truck, MF-6000 Ind. Tractor....	1112693	A103M	●A109V	●G126	C167	●D152	N/R	E502
1974-71	3	12	MF-20, 40 Ind. Tractor, MF-2200, 2500 Lift Truck	1112457	A103M	●A109V	●G126	N/A	●D152	N/R	E502
1974-71	4	12	MF-30 Ind. Tractor.....	1112458	A103M	●A109V	●G126	C167	●D152	N/R	E502
1969	3	12	MF-2135 Ind. Tractor, MF-2200, 2500 Lift Truck	1112457	A103M	●A109V	●G126	N/A	●D152	N/R	E502
1969	4	12	MF-3165 Ind. Tractor	1112458	A103M	●A109V	●G126	C167	●D152	N/R	E502
1968-66	4	12	MF-302, 304, 356, 2135, 2200, 2500, 3165 Ind. Tractors & Lift Trucks ...	1112643, 44	A103M	●A109V	●G126	C167	●D152	N/R	N/A
1964-63	4	12	MF-202, 204, 356 Ind. Tractor	1112643, 44,	A103M	●A109V	●G126	C167	●D152	N/R	N/A
1962-59	4	12	MF-202, 204, 356 Ind. Tractor	1112570, 83	A40H	A40V	G102A	C150	D10	N/R	N/A
1959-56	4	6&12	MHF-3, 4.....	IAD-6004-2H	A81	N/A	G124 ²	C110	D121	E5	E502 ¹
1957-55	4	6	Model AHO Power Unit....	1112557	A40H	A40V	G102A	C150	D10	E1	N/R

CHARGING SYSTEM PARTS

PARTS FOR DELCO-REMY ALTERNATORS

Alternator No.	Volt	Amp	Voltage Regulator	Brush Set	Positive Diode (3 Used)	Negative Diode (3 Used)	Alternator No.	Volt	Amp	Voltage Regulator	Brush Set	Positive Diode (3 Used)	Negative Diode (3 Used)
1100059	12	40	R310	X302	SC2P	SC2N	1100822 ²⁶	12	32	R310	X302	SC2P	SC2N
1100578	12	37	●R291	X303	SC5 ²⁷	SC113 ²⁸	1100883 ²⁶	12	61	R310	X302	SC2P	SC2N
1100581	12	55	●R291	X303	SC5 ²⁷	SC113 ²⁸	1102920	12	42	●R291	X359	SC5 ²⁷	SC113 ²⁸
1100588	12	37	●R291	X303	SC5 ²⁷	SC113 ²⁸	1102921	12	61	●R291	X359	SC5 ²⁷	SC113 ²⁸
1100720	12	32	R310	X302	SC2P	SC2N	1103116	12	61	●R291	X303	SC5 ²⁷	SC113 ²⁸
1100735	12	32	R310	X302	SC2P	SC2N	1103117	12	37	●R291	X303	SC5 ²⁷	SC113 ²⁸
1100772 ²⁶	12	32	R310	X302	SC2P	SC2N	1105071	12	37	●R291	X312	SC111 ⁴	SC113 ²⁸
1100773 ²⁶	12	32	R310	X302	SC2P	SC2N	1105360	12	37	●R291	X312	SC111 ⁴	SC113 ²⁸
1100788 ²⁶	12	42	R310	X302	SC2P	SC2N	1105422	12	37,				
1100805 ²⁶	12	32	R310	X302	SC2P	SC2N		42,					
1100820 ²⁶	12	32	R310	X302	SC2P	SC2N		61	●R291	X353	SC111 ⁴	SC113 ²⁸	
1100821 ²⁶	12	32	R310	X302	SC2P	SC2N							

● A Borg-Warner Brand "P" Version Also Available See Inside Back Cover.

* For Standard Contact Assembly see Conversion Table.

¹ If 12 Volt with Resistor use E38 & RU12 Resistor.

² For Strap type use G136.

⁴ This unit is a Rectifier Bridge.

²⁶ This unit also uses G80 Alternator Capacitor.

²⁷ AC9 is a Rectifier Bridge; also use SC124 Kit.

²⁸ This unit is a Diode Trio.

⁵⁹ When Coil Bracket is required, refer to Illustrated Bracket Guide.

⁶⁰ For Epoxy Coils see Conversion Table.

MASSEY-FERGUSON — Cont'd

CHARGING SYSTEM PARTS — Cont'd

PARTS FOR MOTOROLA ALTERNATORS

Alternator No.	Volt	Amp	Voltage Regulator	Brush Set	Positive Diode (3 Used)	Negative Diode (3 Used)	Alternator No.	Volt	Amp	Voltage Regulator	Brush Set	Positive Diode (3 Used)	Negative Diode (3 Used)
8MA2003P	12	—	R342	N/A	N/A	N/A	273802M92	12	—	R342	N/A	N/A	N/A
27380M92	12	—	R342	N/A	N/A	N/A	1043827M91	12	—	R326	N/A	N/A	N/A
265535M1	12	—	R341	N/A	N/A	N/A	RA12N451D	12	—	R326	N/A	N/A	N/A

PARTS FOR DELCO-REMY GENERATORS

Generator No.	Volt	Amp	Voltage Regulator	Voltage Regulator Fuse	Brush Set	Bushing	Generator No.	Volt	Amp	Voltage Regulator	Voltage Regulator Fuse	Brush Set	Bushing
1100051	6	35	R128	RF45	X270	N/A	1100434	12	25	R220	RF35	X270	N/A
1100362	12	20	R220	RF35	X270	N/A	1100435	12	25	R220	RF35	X270	N/A
1100364	12	20	R220	RF35	X270	N/A	1100438	12	25	R220	RF35	X270	N/A
1100412	12	30	R153	RF35	X270	N/A	1100530	6	25	R195	RF35	X360	GB203
1100415	12	30	R153	RF35	X270	N/A	1101012	12	11	R220	RF35	X270	GB203

STARTING SYSTEM PARTS

PARTS FOR DELCO-REMY STARTERS

Starter Number	Volts	Starter Switch	Brush Set	Bushings		Starter Number	Volts	Starter Switch	Brush Set	Bushings	
				Drive End	Com. End					Drive End	Com. End
1107226	12	N/A	X265	SB0	N/A	1113139	12	S120 ⁴⁴	X291	SB148	N/A
1107268 ³⁰	12	●S100 ⁴¹	X265	N/A	SB138	1113274	12	S5125	X615	SB206	N/A
1107274 ³⁰	12	●S100 ⁴¹	X265	SB102	N/A	1113281	12	S5125	X615	SB206	N/A
1107329 ³⁰	12	●S100 ⁴¹	X265	SB102	N/A	1113436	12	S674	X347 ²⁰	SB148	N/A
1107512 ³⁰	12	●S100 ⁴¹	X291	N/A ²⁴	N/A	1113650	12	S120 ⁴⁴	X291	SB148	N/A
1107540 ³⁰	12	●S100 ⁴¹	X291	N/A ²⁴	N/A	1113668	12	S120 ⁴⁴	X291	SB148	N/A
1107654	12	N/A	X265	SB0	N/A	1113676	12	S120 ⁴⁴	N/A	SB148	N/A
1107728	12	N/A	X265	SB0	N/A	1113683	12	S120 ⁴⁴	N/A	SB148	SB148
1107853 ³⁰	12	●S100 ⁴¹	X291	N/A ²⁴	N/A	1113688	12	S120 ⁴⁴	X291	SB148	N/A
1107860 ³⁰	12	●S100 ⁴¹	X291	N/A ²⁴	N/A	1113824	24	S726 ⁴³	X306 ²⁰	SB131	SB141
1107870 ³⁰	12	●S100 ⁴¹	X291	N/A ²⁴	N/A	1113842	24	S726 ⁴³	X306 ²⁰	SB131	SB141
1107872 ³⁰	12	●S100 ⁴¹	X291	N/A ²⁴	N/A	1113851	24	S726 ⁴³	X306 ²⁰	SB131	SB141
1108324 ³⁰	12	●S100 ⁴¹	X265	SB102	N/A	1113873	24	S726 ⁴³	X306 ²⁰	SB131	SB141
1108360	12	●S100 ⁴⁷	X265	SB145	N/A	1113938	24	S726 ⁴³	X306 ²⁰	SB131	SB141
1108365 ³⁰	12	●S100 ⁴¹	X265	SB102	N/A	1114109	12	S725 ⁴²	X347 ²⁰	SB131	SB141
1108379 ³⁰	12	●S100 ⁴¹	X265	N/A	N/A	1114175	12	S725 ⁴²	X347 ²⁰	SB131	SB141
1108396 ³⁰	12	●S100 ⁴⁷	X265	SB65 ²⁴	N/A	1114198	12	S727	X347 ²⁰	SB131	N/A
1108397 ³⁰	12	●S100 ⁴¹	X265	SB65 ²⁴	N/A	1114827	12	S725 ⁴²	X377	SB165	N/A
1108481	12	●S100 ⁴⁷	X265	N/A	N/A	1990379	12	S5019 ⁵⁷	X395	SB165	SB148
1109080	12	●S100 ⁴⁷	X265	SB102	N/A	1990435	24	S5021 ⁵⁸	X396	SB165	SB148
1109253 ³⁰	12	●S100 ⁴¹	X291	SB201 ²⁴	N/A	1990456	24	S5021 ⁵⁸	X396	SB165	SB148
1109257 ³⁰	12	●S100 ⁴⁷	X291	SB201 ²⁴	N/A	1990466	12	S5084	X395	SB165	SB148
1109261 ³⁰	12	●S100 ⁴⁷	X291	SB201 ²⁴	N/A	1993886	12	S5131	X397	SB148	SB148
1109263 ³⁰	12	●S100 ⁴⁷	X291	SB201	N/A	1998377	12	S941	X322	SB201	N/A
1109264 ³⁰	12	●S100 ⁴⁷	X291	SB201	N/A	10479003	12	S5084	N/A	SB165	SB148
1109457	6	N/A	X357	SB0	SB65						

● A Borg-Warner Brand "P" Version Also Available See Inside Back Cover.

²⁰ Starters require various number of Brushes, order as needed.

²⁴ Also use SB135 Intermediate Bushing.

³⁰ This unit also uses SC212 Starter Lever.

⁴¹ For Solenoid Repair Kit use SR10.

⁴² Use SR13 for Solenoids w/Oval Face Plate; SR26 for Solenoids w/Square Face Plate.

⁴³ Use SR14 for Solenoids w/Oval Face Plate; SR27 for Solenoids w/Square Face Plate.

⁴⁴ For Solenoid Repair Kit use SR24.

⁴⁷ For Solenoid Repair Kit use SR16.

⁵⁷ For Solenoid Repair Kit use SR29.

⁵⁸ For Solenoid Repair Kit use SR30.

MASSEY-FERGUSON — Cont'd

STARTING SYSTEM PARTS — Cont'd

PARTS FOR PRESTOLITE STARTERS

Starter Number	Volts	Starter Switch	Brush Set	Bushings	
				Drive End	Com. End
MDF-6014	12	●S58	N/A	SB136	N/A
MDL-6021	12	N/A	X331	SB136	N/A

STARTER DRIVES

Starter Number	Part No.	Starter Number	Part No.
1107226	SD594	1113842	SD486
1107274	SD207	1113851	SD486
1107512	SD279	1113938	SD486
1107540	SD279	1114109	SD489
1107654	SD565	1114175	SD489
1107728	SD565	1114198	SD489
1108360	SD207	1114827	SD489
1108365	SD207	1990379	SD489
1108481	SD207	1990456	SD486
1113650	SD279	1990466	SD489
1113668	SD279	1993886	SD914
1113688	SD279	10479003	SD489
1113824	SD486		

McCORMICK-DEERING
(See International Harvester)

McGRAW-EDISON

PARTS FOR DISTRIBUTORS & COILS

Year	Cyl.	Volt	Model or Engine	For Distributor Number	Contact Assembly*			Cap	Rotor	6 Volt Coil ^{59,60}	12 Volt Coil ^{59,60}
					Heavy Duty	Heavy Duty Pierced	Con-denser				
1964-60	4	12	91G5AV, 91G8AV Refrigeration Unit.....	1112590	A40H	A40V	G102A	C150	D10	N/R	E40

CHARGING SYSTEM PARTS

PARTS FOR DELCO-REMY ALTERNATORS

Alternator No.	Volt	Amp	Voltage Regulator	Brush Set	Positive Diode (3 Used)	Negative Diode (3 Used)
1117756	12	62	R293	X355	N/A	N/A

PARTS FOR DELCO-REMY GENERATORS

Generator No.	Volt	Amp	Voltage Regulator	Voltage Regulator Fuse	Brush Set	Bushing
1102726	6	25	R117	RF45	X228	N/A
1105117	12	45	R320	N/A	X353	N/A
1106822	12	50	R187	N/A	X263	N/A

● A Borg-Warner Brand "P" Version Also Available See Inside Back Cover.

* For Standard Contact Assembly see Conversion Table.

⁵⁹ When Coil Bracket is required, refer to Illustrated Bracket Guide.

⁶⁰ For Epoxy Coils see Conversion Table.

McGRAW-EDISON — Cont'd

STARTING SYSTEM PARTS

PARTS FOR DELCO-REMY
STARTERS

Starter Number	Volts	Starter Switch	Brush Set	Bushings	
				Drive End	Com. End
1107205 ³⁰	12	●S100 ⁴⁷	X265	SB65 ²⁴	SB138
1107518	12	S88 ³⁶	X291	N/A ²⁴	SB138
1107612	12	N/A	X265	SB0 ²⁴	N/A
1107732	12	N/A	X265	SB0 ²⁴	N/A
1108668	12	N/A	N/A	N/A ²⁴	N/A

MELROE

PARTS FOR DISTRIBUTORS & COILS

Year	Cyl.	Volt	Model or Engine	For Distributor Number	Contact Assembly*			Rotor	6 Volt Coil ^{59,60}	12 Volt Coil ^{59,60}	
					Heavy Duty	Heavy Duty Pierced	Con-denser Cap				
1972-70	4	6&12	M-600 Bobcat Loader.....	IAD-4036A	A81	N/A	G124 ²	C110	D184	E5	E502 ¹

STARTING SYSTEM PARTS

PARTS FOR DELCO-REMY STARTERS

Starter Number	Volts	Starter Switch	Brush Set	Bushings		Starter Number	Volts	Starter Switch	Brush Set	Bushings	
				Drive End	Com. End					Drive End	Com. End
1113271	12	N/A	X615	SB206	N/A	1998281	12	S941	X265	SB201	N/A
1113273	12	S5125	X615	SB206	N/A	1998339	12	S941	X322	SB201	N/A
1113276	12	S5125	X615	SB206	N/A	1998376	12	S941	X322	SB201	N/A
1113281	12	S5125	X615	SB206	N/A	1998379	12	S941	X322	SB201	N/A
1113593	12	S941	X322	SB201	N/A	10455340	12	S941	X265	SB201	N/A
1113598	12	N/A	X322	SB201	N/A						

PARTS FOR PRESTOLITE STARTERS

Starter Number	Volts	Starter Switch	Brush Set	Bushings	
				Drive End	Com. End
MBG-4104A	12	N/A	X326	SB136	N/A
MGB-4134A	12	N/A	X326	SB136	N/A

STARTER DRIVES

Starter Number	Part No.	Starter Number	Part No.
1113276	SD1649	1998281	SD221
1113593	SD302	1998339	SD282
1113598	SD282	10455340	SD221

● A Borg-Warner Brand "P" Version Also Available See Inside Back Cover.

* For Standard Contact Assembly see Conversion Table.

¹ If 12 Volt with Resistor use E38 & RU12 Resistor.

² For Strap type use G136.

²⁴ Also use SB135 Intermediate Bushing.

³⁰ This unit also uses SC212 Starter Lever.

³⁶ For Solenoid Repair Kit use SR12.

⁴⁷ For Solenoid Repair Kit use SR16.

⁵⁹ When Coil Bracket is required, refer to Illustrated Bracket Guide.

⁶⁰ For Epoxy Coils see Conversion Table.

MERCURY MFG.

PARTS FOR DISTRIBUTORS & COILS

Year	Cyl.	Volt	Model or Engine	For Distributor Number	Contact Assembly*			Con-denser	Cap	Rotor	6 Volt Coil ^{59,60}	12 Volt Coil ^{59,60}
					Heavy Duty	Heavy Duty Pierced						
1968-63	4	12	A-160 Tractor	625F	A124H	N/A	G102A	C77	D8	N/R	E40	

CHARGING SYSTEM PARTS

PARTS FOR DELCO-REMY ALTERNATORS

Alternator No.	Volt	Amp	Voltage Regulator	Brush Set	Positive Diode (3 Used)	Negative Diode (3 Used)
1100630	12	32	N/A	X308	SC2P	SC2N
1100687	12	32	N/A	X302	SC2P	SC2N

PARTS FOR DELCO-REMY GENERATORS

Generator No.	Volt	Amp	Voltage Regulator	Voltage Regulator Fuse	Brush Set	Bushing
938F	6	—	R12	N/A	X360	GB203
968H	—	—	N/A	N/A	X349	GB203
1102282	12	25	R319	N/A	X270	N/A
1102423	6	20	R193	RF35	X349	GB203
1102726	6	30	R117	RF45	X228	GB203

STARTING SYSTEM PARTS

PARTS FOR DELCO-REMY STARTERS

Starter Number	Volts	Starter Switch	Brush Set	Bushings	
				Drive End	Com. End
1107042	6	N/A	X145	SBO	N/A
1107249 ³⁰	12	●S100 ⁴⁷	X358	N/A ²⁴	SB138
1107443	6	N/A	X145	SB137	SB138
1107884 ³⁰	12	●S100 ⁴¹	X265	N/A ²⁴	N/A

MICHIGAN (Crane & Shovel)

PARTS FOR DISTRIBUTORS & COILS

Year	Cyl.	Volt	Model or Engine	For Distributor Number	Contact Assembly*			Con-denser	Cap	Rotor	6 Volt Coil ^{59,60}	12 Volt Coil ^{59,60}
					Heavy Duty	Heavy Duty Pierced						
	6	—	C16, C24, T6K, T64, T66, TLDT-20, TMDT-16, 20 ..	IAD, IGC	A81	N/A	G124	C123	D103	E5	E40	

● A Borg-Warner Brand "P" Version Also Available See Inside Back Cover.

* For Standard Contact Assembly see Conversion Table.

²⁴ Also use SB135 Intermediate Bushing.

³⁰ This unit also uses SC212 Starter Lever.

⁴¹ For Solenoid Repair Kit use SR10.

⁴⁷ For Solenoid Repair Kit use SR16.

⁵⁹ When Coil Bracket is required, refer to Illustrated Bracket Guide.

⁶⁰ For Epoxy Coils see Conversion Table.

MICHIGAN — Cont'd

CHARGING SYSTEM PARTS

PARTS FOR PRESTOLITE
GENERATORS

Generator No.	Volt	Amp	Voltage Regulator	Voltage Regulator Fuse	Brush Set	Bushing
GEB-4807.....	6	32	R118	RF45	N/A	N/A
GEB-4810.....	6	32	R118	RF45	N/A	N/A
GEG-6001E....	12	—	R185	RF35	N/A	N/A
GGA-4816.....	12	35	R185	RF35	N/A	N/A
GGA-4817.....	12	35	R185	RF35	N/A	N/A

STARTING SYSTEM PARTS

PARTS FOR PRESTOLITE STARTERS

Starter Number	Volts	Starter Switch	Brush Set	Bushings	
				Drive End	Com. End
MAB-4072A.....	—	S5	X326	SB136	SB59
MAS-4011.....	6	S62	N/A	SB136	N/A
MAX-4072.....	6	S79	N/A	SB136	SB59
ML-4180.....	—	S5	N/A	SB136	N/A
ML-4318.....	—	S5	N/A	SB136	N/A

MINNEAPOLIS MOLINE
(Includes Mobilift, Motec)

PARTS FOR DISTRIBUTORS & COILS

Year	Cyl.	Volt	Model or Engine	For Distributor Number	Contact Assembly*						
					Heavy Duty	Heavy Duty Pierced	Con-denser	Cap	Rotor	6 Volt Coil ^{59,60}	12 Volt Coil ^{59,60}
1978-74	6	6&12	G-1400, 1600 (Herc.) Gas Eng.	IAD-6013, B	A81	N/A	G136	C140	D103	E5	E502 ¹
1978-62	4	6&12	MA-30, 40, 50 Lift Truck ..	IBT-4702	A105	N/A	G136	C202	D141	E5	E502 ¹
1972-68	4	6&12	MA-20, 25, WC-20, 25, 305 Lift Truck	IGW-4303	A70	N/A	G127	N/A	D91B	E5	E502 ¹
1971-69	4	12	HD-220-4A Power Unit	1112642	A103M	●A109V	●G126	C167	●D152	N/R	E40
1971-69	6	12	HD-425-6A, 504A-6A, 605B-6A, 800-6A Power Unit	1112638	A103M	●A109V	●G126	●C168	●D152	N/R	E40
1971-65	4	12	HD-336A-4A Power Unit ...	1112660, 61	A103M	●A109V	●G126	C167	●D152	N/R	E40
1968-67	4	12	MY-40, 60 Lift Truck	1112642	A103M	●A109V	●G126	C167	●D152	N/R	E40
1968-67	4	12	HD-220-4A Power Unit	1112606	A40H	A40V	G102A	C150	D10	N/R	E40
1968-65	6	12	HD-425A-6A Power Unit ...	1112574	A40H	A40V	G102A	C16	D10	N/R	E40
1968-65	6	12	HD-504-6A, 605A-6A, 800-6A Power Unit	1112638	A103M	●A109V	●G126	●C168	●D152	N/R	E40

● A Borg-Warner Brand "P" Version Also Available See Inside Back Cover.

* For Standard Contact Assembly see Conversion Table.

¹ If 12 Volt with Resistor use E38 & RU12 Resistor.

⁵⁹ When Coil Bracket is required, refer to Illustrated Bracket Guide.

⁶⁰ For Epoxy Coils see Conversion Table.

MINNEAPOLIS MOLINE — Cont'd

PARTS FOR DISTRIBUTORS & COILS — Cont'd

Year	Cyl.	Volt	Model or Engine	For Distributor Number	Contact Assembly*			Cap	Rotor	6 Volt Coil ^{59,60}	12 Volt Coil ^{59,60}
					Heavy Duty	Heavy Duty Pierced	Con-denser				
1966	4	12	MY-40, 60 Lift Truck 1st Prod.	1112606	A40H	A40V	G102A	C150	D10	N/R	E40
			2nd Prod.	1112671	A103M	●A109V	●G126	C167	●D152	N/R	E40
1966-65	4	12	HD-220-4A Power Unit	1112671	A103M	●A109V	●G126	C167	●D152	N/R	E40
1966-50	4	6&12	B (Cont. Y-112).....	IGW-4139	A70	N/A	G127	C22 ⁷	D91B	E5	E502 ¹
1966-50	4	6&12	M (Herc. IXB).....	IAD-6003B	A81	N/A	G136	C110	D121	E5	E502 ¹
1966-50	6	6&12	D, L (Chrysler Ind. 30)....	IAD-4039-1	A81	N/A	G136	C123	D103	E5	E502 ¹
1965	4	12	MY-40, 60 Lift Truck	1112606	A40H	A40V	G102A	C150	D10	N/R	E40
1964	3	6&12	HTW, HW	IGW-4196 ¹¹	A70	N/A	G127	C247	D91B	E5	E502 ¹
1964-63	4	6&12	HD-220-4A Power Unit	1112606	A40H	A40V	G102A	C150	D10	E1	E40
1964-63	4	6&12	HD-336-4A Power Unit	1112629	A40H	A40V	G102A	C150	D10	E1	E40
1964-63	6	6&12	HD-425A-6A, 605A-6A Power Unit	1112574	A40H	A40V	G102A	C16	D10	E1	E40
1964-63	6	12	HD-504-6A, 800-6A Power Unit	1112638	A103M	●A109V	G102A	●C168	●D152	N/R	E40
1964-50	6	6&12	F.....	IGW-4176A	A70	N/A	G127	N/A	D91B	E5	E502 ¹
1964-50	6	6&12	K	IGW-4194	A70	N/A	G127	C247	D91B	E5	E502 ¹
1962	6	12	G-704, 705, 706, 900	1112594	A40H	A40V	G102A	C16	D10	N/R	E40
1961-60	4	12	4000, 6000 Lift & Tow Truck	1112606	A40H	A40V	G102A	C150	N/A	N/R	E40
1961-50	3	6&12	E, ET, ETW, EW, H, HT....	IGW-4196 ¹¹	A70	N/A	G127	C247	D91B	E5	E502 ¹
1958-57	4	6&12	206H-4A, B Power Unit ...	1111711	A40H	A40V	G102A	C150	N/A	E1	E40
1958-57	4	6&12	283-4A, 403-4A Power Unit	1111748	A40H	A40V	G102A	C150	N/A	E1	E40
1958-57	6	6&12	425-6A, 605-6A, 800-6A, 121B-12A, 1600-12A Power Unit.....	1112574	A40H	A40V	G102A	C16	D10	E1	E40
1952-51	4	6&12	V-206-4	1111559	A40H	A40V	G102A	C150	N/A	E1	E40

CHARGING SYSTEM PARTS

PARTS FOR DELCO-REMY ALTERNATORS

Alternator No.	Volt	Amp	Voltage Regulator	Brush Set	Positive Diode (3 Used)	Negative Diode (3 Used)
1100720	12	32	R310	X302	SC2P	SC2N
1100771 ²⁶	12	32	R310	X302	SC2P	SC2N
1100805 ²⁶	12	32	R310	X302	SC2P	SC2N

PARTS FOR MOTOROLA ALTERNATORS

Alternator No.	Volt	Amp	Voltage Regulator	Brush Set	Positive Diode (3 Used)	Negative Diode (3 Used)
8AR2004	12	—	R326	N/A	N/A	N/A
8AR2004S	12	—	R326	N/A	N/A	N/A
8AR2005	12	—	R326	N/A	N/A	N/A
12N37A	12	—	R326	N/A	N/A	N/A

● A Borg-Warner Brand "P" Version Also Available See Inside Back Cover.

* For Standard Contact Assembly see Conversion Table.

¹ If 12 Volt with Resistor use E38 & RU12 Resistor.

⁷ Also use C21A Cap Cover.

¹¹ 6 Cyl. Distributor Modified to 3 Cyl. by Customer.

²⁶ This unit also uses G80 Alternator Capacitor.

⁵⁹ When Coil Bracket is required, refer to Illustrated Bracket Guide.

⁶⁰ For Epoxy Coils see Conversion Table.

MINNEAPOLIS MOLINE — Cont'd

CHARGING SYSTEM PARTS — Cont'd

PARTS FOR DELCO-REMY GENERATORS

Generator No.	Volt	Amp	Voltage Regulator	Voltage Regulator Fuse	Brush Set	Bushing	Generator No.	Volt	Amp	Voltage Regulator	Voltage Regulator Fuse	Brush Set	Bushing
1100305.....	12	20	R308	RF35	X270	N/A	1100431.....	12	25	R153	RF35	X270	N/A
1100314.....	12	20	R197	RF35	X270	N/A	1100432.....	12	25	R319	N/A	X270	N/A
1100316.....	12	20	R197	RF35	X270	N/A	1100441.....	12	25	N/A	N/A	X270	N/A
1100334.....	12	20	R197	RF35	X270	N/A	1100505.....	6	23	R193	RF35	X360	GB203
1100335.....	12	20	R197	RF35	X270	N/A	1100513.....	6	23	R193	RF35	N/A	GB203
1100417.....	12	20	R199	N/A	X270	N/A	1100954.....	12	12	R197	RF35	X348	GB203
1100426.....	12	25	R153	RF35	X270	N/A	1101354.....	6	15	R193	RF35	X360	GB203
1100430.....	12	25	R319	N/A	X270	N/A	1101783.....	12	9	R197	RF35	X348	GB203

PARTS FOR PRESTOLITE GENERATORS

Generator No.	Volt	Amp	Voltage Regulator	Voltage Regulator Fuse	Brush Set	Bushing
GAS-4138.....	6	15	R11	N/A	X323	N/A
GDZ-4804A....	6	35	R118	RF45	X260	GB200
GDZ-6001A....	6	35	R118	RF45	X275	GB202
GGW-6001A....	6	45	R142(P)	RF45		
			R170(N)	RF45	X260	GB202
GGW-6001W...	6	40	R118	RF45	X260	GB202

STARTING SYSTEM PARTS

PARTS FOR DELCO-REMY STARTERS

Starter Number	Volts	Starter Switch	Brush Set	Bushings		Starter Number	Volts	Starter Switch	Brush Set	Bushings	
				Drive End	Com. End					Drive End	Com. End
1107092.....	6	S79	X145	SB0	N/A	1109182.....	12	N/A	X346 ²⁰	N/A	SB0
1107332 ³⁰	12	●S100 ⁴⁷	X265	SB65 ²⁴	N/A	1109236.....	12	N/A	X346 ²⁰	N/A	SB0
1107350 ³⁰	12	●S100 ⁴⁷	X265	N/A ²⁴	N/A	1109801.....	12	N/A	X346 ²⁰	N/A	SB141
1107356 ³⁰	12	●S100 ⁴⁷	X358	N/A ²⁴	N/A	1113020.....	12	S72	X291	N/A ²⁴	SB138
1107378 ³⁰	12	●S100 ⁴⁷	X265	SB65	N/A	1113027.....	12	S72	X291	N/A ²⁴	SB138
1107379 ³⁰	12	●S100 ⁴⁷	X265	SB65	N/A	1113029.....	12	S72	X291	N/A ²⁴	SB138
1107386 ³⁰	12	●S100 ⁴⁷	X265	N/A	N/A	1113044.....	6	S79	X291	N/A ²⁴	SB138
1107576 ³⁰	12	●S100 ⁴⁷	X291	N/A ²⁴	N/A	1113058.....	12	S612	X291	SB148 ²⁴	SB138
1107584.....	12	●S100 ⁴⁷	X291	N/A	SB138	1113078.....	12	S612	X291	N/A ²⁴	SB138
1107659.....	12	S72	X265	SB0 ²⁴	N/A	1113178.....	12	S72	X291	N/A ²⁴	SB138
1107884 ³⁰	12	●S100 ⁴¹	X265	N/A ²⁴	N/A	1113311.....	12	N/A	X291	N/A	SB138
1107905.....	6	S79	X145	SB0	N/A	1113335.....	12	N/A	X291	N/A	SB138
1107977.....	6	S79	X145	SB0 ²⁴	N/A	1113378.....	12	S120 ⁴⁴	X291	N/A	SB138
1108167.....	12	S72	N/A	SB0	N/A	1113380.....	12	S120 ⁴⁴	X291	SB148	SB138
1108393 ³⁰	12	●S100 ⁴¹	X265	SB65	N/A	1113620.....	12	N/A	X291	N/A	SB138
1108937.....	6	S79	X344 ²⁰	SB0	SB65	1113654.....	12	S120 ⁴⁴	X291	SB148	N/A
1108959.....	12	S72	X346 ²⁰	N/A ²⁴	SB0	1114024.....	12	N/A	X346 ²⁰	N/A	SB141
1108977.....	12	S72	X346 ²⁰	N/A ²⁴	SB0	1114036.....	12	N/A	X346 ²⁰	N/A	SB141
1109169.....	12	N/A	X346 ²⁰	N/A	SB0	1114110.....	12	S725 ⁴²	X346 ²⁰	N/A	SB141
1109179.....	12	N/A	X346 ²⁰	N/A	SB0						

● A Borg-Warner Brand "P" Version Also Available See Inside Back Cover.

²⁰ Starters require various number of Brushes, order as needed.

²⁴ Also use SB135 Intermediate Bushing.

³⁰ This unit also uses SC212 Starter Lever.

⁴¹ For Solenoid Repair Kit use SR10.

⁴² Use SR13 for Solenoids w/Oval Face Plate; SR26 for Solenoids w/Square Face Plate.

⁴⁴ For Solenoid Repair Kit use SR24.

⁴⁷ For Solenoid Repair Kit use SR16.

(P) Positive Ground.

(N) Negative Ground.

MINNEAPOLIS MOLINE — Cont'd

STARTING SYSTEM PARTS — Cont'd

PARTS FOR PRESTOLITE STARTERS

Starter Number	Volts	Starter Switch	Brush Set	Bushings	
				Drive End	Com. End
MAX-4048.....	6	S79	X328	SB136	N/A
MZ-4046.....	6	N/A	X326	SB64 ²⁵	SB59
MZ-4118.....	6	S5	X326	SB64 ²⁵	SB59
MZ-4130A.....	6	S79	X326	N/A	SB59

STARTER DRIVES

Starter Number	Part No.	Starter Number	Part No.
1107350.....	SD221	1108167.....	SD144
1107356.....	SD221	1108393.....	SD221
1107378.....	SD221	1113378.....	SD489
1107379.....	SD221	1113380.....	SD282
1107576.....	SD282	1113654.....	SD282
1107584.....	SD221	1114110.....	SD489
1107659.....	SD565		

SWITCHES & RELAYS

Year	Model or Engine	Part No.
HORN RELAY		
1958-65	MY-40, 60 Lift Truck.....	R169
1961-60	4000,6000 Lift & Tow Truck.....	R132

MITSUBISHI

PARTS FOR DISTRIBUTORS & COILS

Year	Model or Engine	Contact Set	Con-denser	Cap	Rotor	Coil ^{59,60}
All	FGC 10-30 Forklift w/4G33 Eng. (MD 009102 Dist.).....	●A521	G625	●C563	●D577	E31 ⁴⁰
All	FGC 10-30 Forklift w/4G52, 54 Engs. (MD 025752 Dist.).....	●A521	N/A	●C563	●D577	E31 ⁴⁰

CHARGING SYSTEM PARTS

PARTS FOR MITSUBISHI
ALTERNATORS

Alternator No.	Volt	Amp	Voltage Regulator	Brush Set	Positive Diode (3 Used)	Negative Diode (3 Used)
MD021669 ...	12	—	N/A	X523	N/A	N/A

● A Borg-Warner Brand "P" Version Also Available See Inside Back Cover.

²⁵ Also use SB136 Intermediate Bushing.

⁴⁰ For Resistor use RU500.

⁵⁹ When Coil Bracket is required, refer to Illustrated Bracket Guide.

⁶⁰ For Epoxy Coils see Conversion Table.

MITSUBISHI — Cont'd

STARTING SYSTEM PARTS

PARTS FOR MITSUBISHI STARTERS

Starter Number	Volts	Starter Switch	Brush Set	Bushings	
				Drive End	Com. End
MM115514	12	S522	X537	N/A	N/A
MM115517	12	S522	N/A	N/A	N/A

MOBILIFT

(See Minneapolis Moline)

MOTEC

(See Minneapolis Moline)

MURPHY DIESEL

CHARGING SYSTEM PARTS

PARTS FOR DELCO-REMY ALTERNATORS

Alternator No.	Volt	Amp	Voltage Regulator	Brush Set	Positive Diode (3 Used)	Negative Diode (3 Used)	Alternator No.	Volt	Amp	Voltage Regulator	Brush Set	Positive Diode (3 Used)	Negative Diode (3 Used)
1100061 ²⁶	24	30	N/A	X302	SC2P	SC2N	1117098	32	60	R694	N/A	N/A	N/A
1102379	24	40	R322	X303	SC5 ²⁷	SC113 ²⁸	1117236	24	50	R697	N/R	SC2P	SC2N
1102919	24	40	N/A	X359	SC5 ²⁷	SC113 ²⁸	1117248	24	50	R697	N/R	SC2P	SC2N
1103164	24	40	N/A	X359	SC5 ²⁷	SC113 ²⁸	1117733	32	60	N/A	N/A	N/A	SC228 ²⁸
1105459	24	40	R987	X359	SC111 ⁴	SC113 ²⁸	1117734	24	45	R987	N/A	N/A	SC228 ²⁸
1107236	24	50	R697	N/A	SC2P	SC2N	1117772	24	45	R294	X355	N/A	N/A
1107248	24	50	R697	N/A	SC2P	SC2N	1117773	32	45	R694	X355	N/A	N/A
1117096	24	60	R294	N/A	N/A	N/A	19010001	24	50	R987	N/R	SC2P	SC2N

**PARTS FOR MOTOROLA
ALTERNATORS**

Alternator No.	Volt	Amp	Voltage Regulator	Brush Set	Positive Diode (3 Used)	Negative Diode (3 Used)
MD45622	12	—	R326	N/A	N/A	N/A
MD56412	24	—	R329	N/A	N/A	N/A
RA12N4510 ..	12	—	R326	N/A	N/A	N/A
RA24N901 ...	24	—	R329	N/A	N/A	N/A

**PARTS FOR DELCO-REMY
GENERATORS**

Generator No.	Volt	Amp	Voltage Regulator	Voltage Regulator Fuse	Brush Set	Bushing
1105228	24	10	N/A	N/A	X270	N/A
1106548	24	11	N/A	N/A	X349	N/A
1106867	24	20	R311	N/A	X263	N/A

⁴ This unit is a Rectifier Bridge.

²⁶ This unit also uses G80 Alternator Capacitor.

²⁷ AC9 is a Rectifier Bridge; also use SC124 Kit.

²⁸ This unit is a Diode Trio.

MURPHY DIESEL — Cont'd

STARTING SYSTEM PARTS

PARTS FOR DELCO-REMY STARTERS

Starter Number	Volts	Starter Switch	Brush Set	Bushings		Starter Number	Volts	Starter Switch	Brush Set	Bushings	
				Drive End	Com. End					Drive End	Com. End
825.....	24	N/A	X344 ²⁰	N/A	N/A	1114924.....	32	S728	N/A	SB165	N/A
1109961.....	24	S726 ⁴³	X401	N/A	N/A	1990246.....	32	S728	X400	SB165	N/A
1109963.....	24	S726 ⁴³	X401	N/A	N/A	1990269.....	24	S726 ⁴³	X400	SB165	N/A
1109976.....	32	N/A	X344 ²⁰	N/A	N/A	1990456.....	24	S5021 ⁵⁸	X396	SB165	SB148
1113845.....	24	S726 ⁴³	X306 ²⁰	N/A	N/A	10478885.....	32	S728	X400	SB165	N/A
1113878.....	32	S728	X306 ²⁰	N/A	N/A	10478911.....	24	S726 ⁴³	X400	SB165	N/A
1113908.....	32	S728	X306 ²⁰	N/A	N/A						

STARTER DRIVES

Starter Number	Part No.	Starter Number	Part No.
1109961.....	SD486	1990246.....	SD486
1109963.....	SD486	1990269.....	SD486
1113845.....	SD486	1990456.....	SD486
1113878.....	SD486	10478885.....	SD486
1113908.....	SD486	10478911.....	SD486
1114924.....	SD486		

NEW IDEA

PARTS FOR DISTRIBUTORS & COILS

Year	Cyl.	Volt	Model or Engine	For Distributor Number	Contact Assembly*					6 Volt Coil ^{59,60}	12 Volt Coil ^{59,60}
					Heavy Duty	Heavy Duty Pierced	Con-denser	Cap	Rotor		
1972-65	6	12	Power Unit 702.....	1112674	A103M	●A109V	G102A	●C168	●D152	N/R	E38
1970-65	6	12	Power Unit 701.....	1110318, 364, 1112640	A103M	●A109V	G102A	●C168	●D152	N/R	E38

CHARGING SYSTEM PARTS

PARTS FOR DELCO-REMY ALTERNATORS

Alternator No.	Volt	Amp	Voltage Regulator	Brush Set	Positive Diode (3 Used)	Negative Diode (3 Used)
1100720.....	12	32	R310	X302	SC2P	SC2N
1100735.....	12	32	R310	X302	SC2P	SC2N

● A Borg-Warner Brand "P" Version Also Available See Inside Back Cover.

* For Standard Contact Assembly see Conversion Table.

²⁰ Starters require various number of Brushes, order as needed.

⁴³ Use SR14 for Solenoids w/Oval Face Plate; SR27 for Solenoids w/Square Face Plate.

⁵⁸ For Solenoid Repair Kit use SR30.

⁵⁹ When Coil Bracket is required, refer to Illustrated Bracket Guide.

⁶⁰ For Epoxy Coils see Conversion Table.

NEW IDEA — Cont'd

STARTING SYSTEM PARTS

PARTS FOR DELCO-REMY STARTERS

Starter Number	Volts	Starter Switch	Brush Set	Bushings		Starter Number	Volts	Starter Switch	Brush Set	Drive End	Com. End
				Drive End	Com. End						
1107320 ³⁰	12	●S100 ⁴⁷	X265	SB102	N/A	1107939	—	N/A	X145	SB0	N/A
1107371 ³⁰	12	●S100 ⁴⁷	X358	N/A	N/A	1108424 ³⁰	12	●S100 ⁴⁷	X358	SB102	N/A
1107380 ³⁰	12	●S100 ⁴⁷	X265	SB102	N/A	1114121	12	S727	X306 ²⁰	N/A	SB141

STARTER DRIVES

Starter Number	Part No.
1107320	SD207
1107371	SD207
1108424	SD204
1114121	SD489

NISSAN

PARTS FOR DISTRIBUTORS & COILS

Year	Model or Engine	Contact Set	Con-denser	Cap	Rotor	Coil ^{59,60}
All	All w/D-11 4 Cyl. Eng. w/Contact Ign.	●A521	●G583	●C555	●D559	E38 ⁵⁶
All	All w/H-20 4 Cyl. Eng. w/Contact Ign.	●A521	●G583	●C555	●D559	E38 ⁵⁶
All	All w/H-30 6 Cyl. Eng. w/Contact Ign.	●A521	●G583	C556	●D559	E38 ⁵⁶

CHARGING SYSTEM PARTS

PARTS FOR ALTERNATORS

Alternator No.	Volt	Amp	Voltage Regulator	Brush Set	Positive Diode (3 Used)	Negative Diode (3 Used)
23100-90068	24	17	R742	N/A	N/A	N/A

OLIVER

PARTS FOR DISTRIBUTORS & COILS

Year	Cyl.	Volt	Model or Engine	For Distributor Number	Contact Assembly*		Con-denser	Cap	Rotor	6 Volt Coil ^{59,60}	12 Volt Coil ^{59,60}
					Heavy Duty	Heavy Duty Pierced					
1969	4	12	522 Lift Truck	1112618	A40H	A40V	G102A	C150	N/A	N/R	E40
1959-53	4	6&12	166HC Power Unit	1111704, 1112555	A40H	A40V	G102A	C150	N/A	E1	E40

● A Borg-Warner Brand "P" Version Also Available See Inside Back Cover.

* For Standard Contact Assembly see Conversion Table.

²⁰ Starters require various number of Brushes, order as needed.

³⁰ This unit also uses SC212 Starter Lever.

⁴⁷ For Solenoid Repair Kit use SR16.

⁵⁶ For Models w/External Resistor; if External Resistor is not required use E40.

⁵⁹ When Coil Bracket is required, refer to Illustrated Bracket Guide.

⁶⁰ For Epoxy Coils see Conversion Table.

OLIVER — Cont'd

PARTS FOR DISTRIBUTORS & COILS — Cont'd

Year	Cyl.	Volt	Model or Engine	For Distributor Number	Contact Assembly*			Cap	Rotor	6 Volt Coil ^{59,60}	12 Volt Coil ^{59,60}
					Heavy Duty	Heavy Duty Pierced	Con-denser				
1959-53	6	6&12	177H, 188HC, 199H, C, 950HC Power Unit.....	1111702, 31, 50, 1112561, 79	A40H	A40V	G102A	C16	D10	E1	E40
1955-48	6	6	Cletrac AG, BG.....	1110198, 1111766	A40H	A40V	G102A	C16A	N/A	E1	N/R
1955-48	6	12	Cletrac DG.....	1111783	A40H	A40V	G102A	C16A	N/A	N/R	E40

CHARGING SYSTEM PARTS

PARTS FOR DELCO-REMY ALTERNATORS

Alternator No.	Volt	Amp	Voltage Regulator	Brush Set	Positive Diode (3 Used)	Negative Diode (3 Used)	Alternator No.	Volt	Amp	Voltage Regulator	Brush Set	Positive Diode (3 Used)	Negative Diode (3 Used)
1100720	—	32	N/A	X302	SC2P	SC2N	1100805	—	32	N/A	X302	SC2P	SC2N
1100725	12	32	R283	X302	SC2P	SC2N	1100808	—	52	N/A	X302	SC2P	SC2N

PARTS FOR DELCO-REMY GENERATORS

Generator No.	Volt	Amp	Voltage Regulator	Voltage Regulator Fuse	Brush Set	Brushing	Generator No.	Volt	Amp	Voltage Regulator	Voltage Regulator Fuse	Brush Set	Brushing
1100314	12	20	R197	RF35	X270	N/A	1101742	12	10	N/A	N/A	X348	GB203
1100315	12	20	R197	RF35	X270	N/A	1101853	6	12	R195	RF35	X360	GB203
1100322	12	20	R197	RF35	X270	N/A	1101855	6	16	R195	RF35	X360	GB203
1100349	12	20	R197	RF35	X270	N/A	1102424	6	18	R193	RF35	X349	GB203
1100419	12	25	R198	N/A	X270	N/A	1102534	12	13	N/A	N/A	X349	GB203
1100504	6	25	R193	RF35	X360	GB203	1102538	12	13	N/A	N/A	X349	GB203
1100953	12	12	R197	RF35	X348	GB203	1102983	12	20	N/A	N/A	X228	GB203
1100981	12	13	N/A	N/A	X348	GB203	1105912	12	20	R308	RF35	X228	N/A
1101417	6	15	R193	RF35	N/A	GB203	1105943	12	26	R308	RF35	X228	N/A
1101662	6	12	R193	RF35	X360	GB203	1105951	24	9	N/A	N/A	³³	N/A

STARTING SYSTEM PARTS

PARTS FOR DELCO-REMY STARTERS

Starter Number	Volts	Starter Switch	Brush Set	Bushings		Starter Number	Volts	Starter Switch	Brush Set	Bushings	
				Drive End	Com. End					Drive End	Com. End
721F	6	N/A	X145	N/A	N/A	1108610	12	N/A	N/A	SB137 ²⁴	N/A
805	24	N/A	X344 ²⁰	N/A	N/A	1108632	12	N/A	N/A	N/A ²⁴	SB138
1107358	12	N/A	X265	SB0 ²⁴	N/A	1108658	12	N/A	X145	N/A ²⁴	SB138
1107397 ³⁰	12	●S100 ⁴⁷	X265	SB102	N/A	1108812	12	N/A	X346 ²⁰	N/A	SB141
1107443	6	N/A	X145	SB137	SB138	1108873	24	S116	X346 ²⁰	N/A	SB141
1107539 ³⁰	12	●S100 ⁴⁷	X291	N/A ²⁴	N/A	1108881	24	S116	X346 ²⁰	N/A	SB141
1107682	12	S72	X265	SB0 ²⁴	N/A	1108894	24	S116	X346 ²⁰	N/A	SB141
1107937	6	N/A	X145	SB137	N/A	1108951	6	S5	X347 ²⁰	N/A ²⁴	SB0
1107939	6	N/A	X145	SB0	N/A	1108954	12	S5	X346 ²⁰	N/A ²⁴	SB0

● A Borg-Warner Brand "P" Version Also Available See Inside Back Cover.

* For Standard Contact Assembly see Conversion Table.

²⁰ Starters require various number of Brushes, order as needed.

²⁴ Also use SB135 Intermediate Bushing.

³⁰ This unit also uses SC212 Starter Lever.

³³ Use one each X349 & X228.

⁴⁷ For Solenoid Repair Kit use SR16.

⁵⁹ When Coil Bracket is required, refer to Illustrated Bracket Guide.

⁶⁰ For Epoxy Coils see Conversion Table.

OLIVER — Cont'd

STARTING SYSTEM PARTS — Cont'd

PARTS FOR DELCO-REMY STARTERS — Cont'd

Starter Number	Volts	Starter Switch	Brush Set	Bushings		Starter Number	Volts	Starter Switch	Brush Set	Drive End	Com. End
				Drive End	Com. End						
1109170	12	N/A	X346 ²⁰	N/A	SB0	1113088	12	S120 ⁴⁴	X291	SB148	SB138
1109229	12	N/A	X346 ²⁰	N/A	SB0	1113098	12	S120 ⁴⁴	X291	SB148 ²⁴	SB138
1109230	12	N/A	X346 ²⁰	N/A	SB0	1113100	12	S120 ⁴⁴	X291	SB148	SB138
1109323	24	N/A	X344 ²⁰	N/A	SB141	1113136	12	S120 ⁴⁴	X291	SB148	N/A
1109602	6	N/A	X357	N/A	SB65	1113139	12	S120 ⁴⁴	X291	SB148	N/A
1109753	6	N/A	X344 ²⁰	SB0 ²⁴	SB65	1113602	12	N/A	X291	N/A	SB138
1109809	12	N/A	X346 ²⁰	N/A	SB141	1113603	12	N/A	X291	N/A	SB138
1109865	24	S116	X346 ²⁰	N/A	SB141	1113656	12	S120 ⁴⁴	X291	SB148	N/A
1113007	12	N/A	X291	SB148 ²⁴	SB138	1113710	24	S116	X346 ²⁰	N/A	SB141
1113014	6	S5	X291	N/A ²⁴	SB138	1114005	12	N/A	X346 ²⁰	N/A	SB141
1113075	12	S120 ⁴⁴	X291	SB148 ²⁴	SB138	1114171	12	S727	X347	N/A	SB141

STARTER DRIVES

Starter Number	Part No.	Starter Number	Part No.
1107358	SD135	1109865	SD486
1107397	SD204	1113007	SD282
1107443	SD135	1114171	SD489
1107682	SD135		

D.W. ONAN

PARTS FOR DISTRIBUTORS & COILS

Year	Cyl.	Volt	Model or Engine	For Distributor Number	Contact Assembly*			Rotor	6 Volt Coil ^{59,60}	12 Volt Coil ^{59,60}	
					Heavy Duty	Heavy Duty Pierced	Con-denser				
1988-81	4	6&12	DJC, JC, J-120, MDJC	IGW-4409A,B	A70	N/A	G127	C131	D91B	E5	E502 ¹
1980-61	4	—	DJC, JC, J-120, MDJC	IGW-4409A,B	A70	N/A	G127	C131	D91B	E5	E502 ¹
1965-55	6	6&12	15HK, 25HN	IGC-6002-IV	A81	N/A	G124 ²	C123	D103	E5	E502 ¹
1964-63	4	—	HC, HQ	IGW-4156C	A70	N/A	G127	C131	D91B	E5	E502 ¹
1960-50	4	6&12	5-GO	IGW-4156C	A70	N/A	G127	C131	D91B	E5	E502 ¹
1959	8	12	50KB, 75KR	1110625	A72	N/A	G102A	C145	D134	N/R	●E30 ³
1956-55	4	6&12	All If	IGW-4115	A70	N/A	G127	C131	D91B	E5	E502 ¹
1955-50	4	6&12	All If	IAD-4008	A81	N/A	G124 ²	C110	D121	E5	E502 ¹
1953-51	6	6&12	5A, 6A	IAD-4039-1	A81	N/A	G124 ²	C123	D103	E5	E502 ¹

● A Borg-Warner Brand "P" Version Also Available See Inside Back Cover.

* For Standard Contact Assembly see Conversion Table.

¹ If 12 Volt with Resistor use E38 & RU12 Resistor.

² For Strap type use G136.

³ For Resistor use RU4.

²⁰ Starters require various number of Brushes, order as needed.

²⁴ Also use SB135 Intermediate Bushing.

⁴⁴ For Solenoid Repair Kit use SR24.

⁵⁹ When Coil Bracket is required, refer to Illustrated Bracket Guide.

⁶⁰ For Epoxy Coils see Conversion Table.

D.W. ONAN — Cont'd

CHARGING SYSTEM PARTS

PARTS FOR PRESTOLITE ALTERNATORS

Alternator No.	Volt	Amp	Voltage Regulator	Brush Set	Positive Diode (3 Used)	Negative Diode (3 Used)	Alternator No.	Volt	Amp	Voltage Regulator	Brush Set	Positive Diode (3 Used)	Negative Diode (3 Used)
ALK-6308.....	12	35	R628	N/A	N/A	N/A	ALK-6320S	12	35	R628	N/A	N/A	N/A
ALK-6308S	12	35	R628	N/A	N/A	N/A	ALK-7305.....	12	35	R632	N/A	N/A	N/A
ALK-6320.....	12	35	R628	N/A	N/A	N/A	ALK-7308.....	12	35	R632	N/A	N/A	N/A

PARTS FOR MOTOROLA ALTERNATORS

Alternator No.	Volt	Amp	Voltage Regulator	Brush Set	Positive Diode (3 Used)	Negative Diode (3 Used)	Alternator No.	Volt	Amp	Voltage Regulator	Brush Set	Positive Diode (3 Used)	Negative Diode (3 Used)
1910665	12	—	R326	N/A	N/A	N/A	RA12N350N2 ..	12	—	R326	N/A	N/A	N/A
1910688	24	—	R329	N/A	N/A	N/A	RA12NON4505 ..	12	—	R326	N/A	N/A	N/A
1910884	12	—	R326	N/A	N/A	N/A	RA12N452	12	—	R326	N/A	N/A	N/A
1911232	12	—	R326	N/A	N/A	N/A	RA12N453	12	—	R326	N/A	N/A	N/A
12N37A	12	—	R326	N/A	N/A	N/A	RA24N901	24	—	R329	N/A	N/A	N/A
RA12N350N1 ..	12	—	R326	N/A	N/A	N/A							

PARTS FOR DELCO-REMY GENERATORS

Generator No.	Volt	Amp	Voltage Regulator	Voltage Regulator Fuse	Brush Set	Bushing
1100354.....	12	25	R153	RF35	X270	N/A
1102044.....	12	30	R153	RF35	X270	N/A
1102062.....	12	14	R317	N/A	X270	N/A

PARTS FOR PRESTOLITE GENERATORS

Generator No.	Volt	Amp	Voltage Regulator	Voltage Regulator Fuse	Brush Set	Bushing	Generator No.	Volt	Amp	Voltage Regulator	Voltage Regulator Fuse	Brush Set	Bushing
GAS-4175.....	6	13	R621	RF35	X323	N/A	GHD-6001Q.....	6	15	N/A	RF35	X324	GB202
GDY-4107.....	12	7	N/A	N/A	X323	N/A	GHH-6001H-1	12	15	N/A	RF35	X324	GB202
GEF-4806.....	12	18	N/A	N/A	N/A	GB200	GJO-7102S.....	12	30	N/A	N/A	X275	GB204

STARTING SYSTEM PARTS

PARTS FOR DELCO-REMY STARTERS

Starter Number	Volts	Starter Switch	Brush Set	Bushings			Starter Number	Volts	Starter Switch	Brush Set	Bushings		
				Drive End	Com. End						Drive End	Com. End	
1107764	12	S88 ³⁶	X265	SB65	N/A		1113119	12	S120 ⁴⁴	X291	SB148	N/A	
1108661	12	N/A	N/A	N/A ²⁴	N/A		1113121	12	S120 ⁴⁴	X291	SB148	N/A	
1113070	12	S120 ⁴⁴	X291	SB148 ²⁴	SB138		1114057	12	S725 ⁴²	X306 ²⁰	N/A	SB141	

PARTS FOR PRESTOLITE STARTERS

Starter Number	Volts	Starter Switch	Brush Set	Bushings			Starter Number	Volts	Starter Switch	Brush Set	Bushings		
				Drive End	Com. End						Drive End	Com. End	
MAY-4147.....	12	N/A	N/A	SB64	SB59		MBG-4104A.....	12	N/A	X326	SB136	N/A	
MBG-4104	12	N/A	X326	SB136	N/A		MBG-4133	12	N/A	X326	SB136	N/A	

²⁰ Starters require various number of Brushes, order as needed.

²⁴ Also use SB135 Intermediate Bushing.

³⁶ For Solenoid Repair Kit use SR12.

⁴² Use SR13 for Solenoids w/Oval Face Plate; SR26 for Solenoids w/Square Face Plate.

⁴⁴ For Solenoid Repair Kit use SR24.

D.W. ONAN — Cont'd

STARTING SYSTEM PARTS — Cont'd

PARTS FOR PRESTOLITE STARTERS — Cont'd

Starter Number	Volts	Starter Switch	Brush Set	Bushings		Starter Number	Volts	Starter Switch	Brush Set	Bushings	
				Drive End	Com. End					Drive End	Com. End
MBG-4134	12	N/A	X326	SB136	N/A	MDT-6012C	12	S93	X331	N/A	N/A
MBG-4134A	12	N/A	X326	SB136	N/A	MEO-6001	12	S93	N/A	SB64	N/A
MBG-4134B	12	N/A	X326	SB136	N/A	MEO-6003	12	S93	N/A	SB64	N/A
MBG-4136	12	N/A	X326	N/A	N/A	MEO-6004	12	S93	N/A	SB64	N/A
MBJ-4115	12	N/A	N/A	SB64	SB59	MZ-4178	6	N/A	X326	SB136	N/A
MCL-6007	6	N/A	X326	SB136	N/A	MZ-4181	6	N/A	X326	SB136	N/A

STARTER DRIVES

Starter Number	Part No.
1113070	SD221
1113119	SD221

PAGE

Determine model and engine, then refer to the Wisconsin Engine section for parts used.

PERKINS ENGINE

CHARGING SYSTEM PARTS

PARTS FOR DELCO-REMY ALTERNATORS

Alternator No.	Volt	Amp	Voltage Regulator	Brush Set	Positive Diode (3 Used)	Negative Diode (3 Used)
1105420	12	42	●R291	X359	SC111 ⁴	SC113 ²⁸
1105422	12	63	●R291	X359	SC111 ⁴	SC113 ²⁸

STARTING SYSTEM PARTS

PARTS FOR DELCO-REMY STARTERS

Starter Number	Volts	Starter Switch	Brush Set	Bushings		Starter Number	Volts	Starter Switch	Brush Set	Bushings	
				Drive End	Com. End					Drive End	Com. End
1107539	12	●S100 ⁴⁷	X291	SB201	N/A	1113281	12	S5125	X615	SB206	N/A
1107580	12	●S100 ⁴⁷	X291	SB201	N/A	1113282	12	S5125	X615	SB206	N/A
1107587	12	●S100 ⁴⁷	X291	SB201	N/A	1113288	12	S5157	X615	SB206	N/A
1107588	12	●S100 ⁴⁷	X291	SB201	N/A	1113428	12	S674	X291	SB148	N/A
1107592	12	●S100 ⁴⁷	X291	SB201	N/A	1113598	—	N/A	X322	SB201	N/A
1109194	12	●S100 ⁴⁷	X291	SB201	N/A	1113639	12	S120 ⁴⁴	X362	SB148	N/A
1113273	12	S5125	X615	SB206	N/A	1113640	12	S120 ⁴⁴	X362	SB148	N/A
1113275	12	S5125	X615	SB206	N/A	1113644	12	S120 ⁴⁴	X362	SB148	N/A
1113280	12	S5125	X615	SB206	N/A	1113651	12	S120 ⁴⁴	X291	SB148	SB138

● A Borg-Warner Brand "P" Version Also Available See Inside Back Cover.

⁴ This unit is a Rectifier Bridge.

²⁸ This unit is a Diode Trio.

⁴⁴ For Solenoid Repair Kit use SR24.

⁴⁷ For Solenoid Repair Kit use SR16.

PERKINS ENGINE — Cont'd

STARTING SYSTEM PARTS — Cont'd

PARTS FOR DELCO-REMY STARTERS — Cont'd

Starter Number	Volts	Starter Switch	Brush Set	Bushings		Starter Number	Volts	Starter Switch	Brush Set	Drive End	Com. End
				Drive End	Com. End						
1113652	12	S120 ⁴⁴	X362	SB148	N/A	1990455	24	S5021 ⁵⁸	X396	SB165	SB148
1113653	12	S120 ⁴⁴	X362	SB148	N/A	1990471	12	S5019 ⁵⁷	X395	SB165	SB148
1113660	12	S120 ⁴⁴	X362	SB148	N/A	1990492	12	S5019 ⁵⁷	X395	SB165	SB148
1113673	12	S120 ⁴⁴	X362	SB148	N/A	1993701	24	S5020 ⁵⁸	X398	SB148	SB148
1113676	12	S120 ⁴⁴	N/A	SB148	N/A	1993712	12	S5143	X397	SB148	SB148
1113695	12	S120 ⁴⁴	X362	SB148	N/A	1993728	12	S5143	X397	SB148	SB148
1113696	12	S120 ⁴⁴	X362	SB148	N/A	1993736	12	S5131	X397	SB148	SB148
1114109	12	S725 ⁴²	X347 ²⁰	SB131	N/A	1993769	12	S5131	X397	SB148	SB148
1114174	12	S725 ⁴²	X347 ²⁰	SB131	N/A	1993866	12	N/A	X397	SB148	SB148
1114175	12	S725 ⁴²	X347 ²⁰	SB131	N/A	1993885	12	S5131	X397	SB148	SB148
1114190	12	S725 ⁴²	X347 ²⁰	SB131	N/A	1993886	12	S5131	X397	SB148	SB148
1114834	12	S725 ⁴²	X377	SB165	SB141	1998330	12	S941	X322	SB201	N/A
1114911	12	S725 ⁴²	X377	SB165	SB141	1998338	12	S941	X322	SB201	N/A
1114977	12	S725 ⁴²	X377	SB165	SB141	1998339	12	S941	X322	SB201	N/A
1990297	24	S726 ⁴³	N/A	SB165	SB141	1998342	12	S941	X322	SB201	N/A
1990309	12	S5131	X397	SB148	SB148	1998383	12	S941	X322	SB201	N/A
1990370	12	S5019 ⁵⁷	X395	SB165	SB148	1998387	12	S941	X322	SB201	N/A
1990379	12	S5019 ⁵⁷	X395	SB165	SB148	1998389	12	S941	X322	SB201	N/A
1990453	24	S5021 ⁵⁸	X396	SB165	SB148						

STARTER DRIVES

Starter Number	Part No.	Starter Number	Part No.
1107587	SD282	1990309	SD914
1107588	SD282	1990370	SD489
1113598	SD348	1990379	SD489
1113639	SD282	1990453	SD489
1113660	SD282	1990455	SD489
1113695	SD282	1990471	SD489
1114109	SD489	1990492	SD489
1114174	SD489	1993701	SD914
1114175	SD489	1993712	SD914
1114190	SD489	1993769	SD914
1114834	SD489	1993866	SD914
1114911	SD489	1993886	SD914
1114977	SD489	1998338	SD282
1990297	SD489	1998339	SD282

PETTIBONE-MERCURY

PARTS FOR ELECTRONIC DISTRIBUTORS

Year	Cyl.	Model or Engine	For Distributor Number	Reluctor	Sensor	Control Module	Cap	Rotor	12 Volt Coil ^{59,60}
1982-79	6	Model Info Not Available	IDJ-4013	N/A	ME14	CBE8	C205	D181	●E30
1980-78	4	F-163 Cont. Engine	IDJ-4008	N/A	ME14	CBE8	C207	D181	●E30

● A Borg-Warner Brand "P" Version Also Available See Inside Back Cover.

²⁰ Starters require various number of Brushes, order as needed.
⁴² Use SR13 for Solenoids w/Oval Face Plate; SR26 for Solenoids w/Square Face Plate.

⁴³ Use SR14 for Solenoids w/Oval Face Plate; SR27 for Solenoids w/Square Face Plate.

⁴⁴ For Solenoid Repair Kit use SR24.

⁵⁷ For Solenoid Repair Kit use SR29.

⁵⁸ For Solenoid Repair Kit use SR30.

⁵⁹ When Coil Bracket is required, refer to Illustrated Bracket Guide.

⁶⁰ For Epoxy Coils see Conversion Table.

PETTIBONE-MERCURY — Cont'd

CHARGING SYSTEM PARTS

**PARTS FOR MOTOROLA
ALTERNATORS**

Alternator No.	Volt	Amp	Voltage Regulator	Brush Set	Positive Diode (3 Used)	Negative Diode (3 Used)
12N40.....	12	—	R326	N/A	N/A	N/A
RA12N550D..	12	—	R326	N/A	N/A	N/A

READY POWER

PARTS FOR DISTRIBUTORS & COILS

Year	Cyl.	Volt	Model or Engine	For Distributor Number	Contact Assembly*			Cap	Rotor	6 Volt Coil ^{59,60}	12 Volt Coil ^{59,60}
					Heavy Duty	Heavy Duty Pierced	Con-denser				
1969-62	4	6	Z, Z-2 Gen. Sets.....	IGW-4120B	A70	N/A	G127	C131	D91B	E5	N/A
1959	6	6		IAD-60021G	A81	N/A	G124 ²	C123	D103	E5	N/A
1959-50	4	6	Z, Z-2.....	IGW-4120B	A70	N/A	G127	C131	D91B	E5	N/A
1957	6	6		IAY-4003-1	A81	N/A	G124 ²	C143	D128	E5	N/A
1956-50	6	6	F, L2, L3, V.....	IGW-4162A	A70	N/A	G127	C247	D91B	E5	N/A
1952-50	4	6	F4.....	IAD-4008	A81	N/A	G124 ²	C110	D121	E5	N/A

CHARGING SYSTEM PARTS

**PARTS FOR PRETOLITE
GENERATORS**

Generator No.	Volt	Amp	Voltage Regulator	Voltage Regulator Fuse	Brush Set	Bushing
GDZ-4801L.....	6	35	R118	RF45	X260	GB200
GGW-6017S.....	6	45	R142	RF45	X260	N/A

STARTING SYSTEM PARTS

PARTS FOR PRESTOLITE STARTERS

Starter Number	Volts	Starter Switch	Brush Set	Drive End	Bushings	
					Com. End	Com. End
MBG-4025.....	12	N/A	X326	SB64	N/A	N/A
MZ-4107.....	6	N/A	X326	SB64	SB59	SB59
MZ-4107A.....	6	N/A	X326	SB64	SB59	SB59

* For Standard Contact Assembly see Conversion Table.

² For Strap type use G136.

⁵⁹ When Coil Bracket is required, refer to Illustrated Bracket Guide.

⁶⁰ For Epoxy Coils see Conversion Table.

REGAL AND ROCKOL

PARTS FOR DISTRIBUTORS & COILS

Year	Cyl.	Volt	Model or Engine	For Distributor Number	Contact Assembly*			Cap	Rotor	6 Volt Coil ^{59,60}	12 Volt Coil ^{59,60}
					Heavy Duty	Heavy Duty Pierced	Con-denser				
6	—		B, C, E, ER, EW, HR, HW.	IAD-403901, 40-1, 4201-1, 03-1	A81	N/A	G124	C124	D103	E5	N/R

CHARGING SYSTEM PARTS

PARTS FOR PRESTOLITE GENERATORS

Generator No.	Volt	Amp	Voltage Regulator	Voltage Regulator Fuse	Brush Set	Bushing
GDZ.....	—	—	N/A	N/A	N/A	GB200
GHD-4801A....	—	—	N/A	N/A	N/A	GB200

STARTING SYSTEM PARTS

PARTS FOR PRESTOLITE STARTERS

Starter Number	Volts	Starter Switch	Brush Set	Bushings	
				Drive End	Com. End
MAX-4062.....	—	N/A	X328	SB64	SB59
MCL-6107.....	—	N/A	X330	SB64	SB59

ROSS CARRIER

PARTS FOR DISTRIBUTORS & COILS

Year	Cyl.	Volt	Model or Engine	For Distributor Number	Contact Assembly*			Cap	Rotor	6 Volt Coil ^{59,60}	12 Volt Coil ^{59,60}
					Heavy Duty	Heavy Duty Pierced	Con-denser				
4	—		Series 5 Lift Truck.....	IAD-6004-2C	A81	N/A	G124	C110	D121	E5	N/R
6	—		Series 10, 15, 16, 18, Lift Truck, Series 70 Carrier.	IGW-1108B, IGW-4108B	A70	N/A	G127	N/A	N/A	E5	N/R
6	—		Series 12T, Y200 Lift Truck, Series 80, 90, 100 Carrier.....	IAD-4034, IAD-6001D, E	A81	N/A	G124	C124	D103	E5	E40
6	—		Series 90.....	IGC-4277C, E	A70	N/A	G127	N/A	N/A	E5	E40

* For Standard Contact Assembly see Conversion Table.

⁶⁰ For Epoxy Coils see Conversion Table.

⁵⁹ When Coil Bracket is required, refer to Illustrated Bracket Guide.

ROSS CARRIER — Cont'd

CHARGING SYSTEM PARTS

PARTS FOR PRESTOLITE GENERATORS

Generator No.	Volt	Amp	Voltage Regulator	Voltage Regulator Fuse	Brush Set	Bushing	Generator No.	Volt	Amp	Voltage Regulator	Voltage Regulator Fuse	Brush Set	Bushing
GEB-4807.....	6	32	R118	RF45	N/A	N/A	GEG-6001E.....	6	32	R118	RF45	N/A	N/A
GEB-4810.....	6	32	R118	RF45	N/A	N/A	GFA-4820-2.....	6	15	R11	N/A	N/A	GB200
GEB-6001D.....	6	32	R118	RF45	N/A	N/A	GFA-4920-2.....	6	15	R11	N/A	N/A	GB200

STARTING SYSTEM PARTS

PARTS FOR PRESTOLITE STARTERS

Starter Number	Volts	Starter Switch	Brush Set	Bushings		Starter Number	Volts	Starter Switch	Brush Set	Bushings	
				Drive End	Com. End					Drive End	Com. End
MAB-4118.....	6	S79	X328	SB136 ²⁵	SB59	MCL-6009.....	—	S5	X328	SB136	N/A
MAU-4006.....	—	N/A	N/A	SB136	SB59	ML-4318.....	6	S62	N/A	SB136	N/A
MAX-4072.....	6	S79	X328	SB136	SB59	MZ-4046.....	6	S62	X328	SB136	N/A

SCHIELD-BANTAM CO.

PARTS FOR DISTRIBUTORS & COILS

Year	Cyl.	Volt	Model or Engine	For Distributor Number	Contact Assembly*			Cap	Rotor	6 Volt Coil ^{59,60}	12 Volt Coil ^{59,60}
					Heavy Duty	Heavy Duty Pierced	Con-denser				
	6	6	200, 300 Crane Carriers; 270, 302 Eng.....	1112411	A40H	A40V	G102A	C151	D132	E1	N/R
	6	6	Crane Carrier; BD-282 Eng.....	1112359	A40H	A40V	G102A	C16A	D10	E1	N/R

CHARGING SYSTEM PARTS

PARTS FOR MOTOROLA ALTERNATORS

Alternator No.	Volt	Amp	Voltage Regulator	Brush Set	Positive Diode (3 Used)	Negative Diode (3 Used)
A12800.....	12	—	R284	N/A	N/A	N/A
A12N600.....	12	—	R284	N/A	N/A	N/A
8MA2003P...	12	—	R284	N/A	N/A	N/A

PARTS FOR DELCO-REMY GENERATORS

Generator No.	Volt	Amp	Voltage Regulator	Voltage Regulator Fuse	Brush Set	Bushing
1102785.....	6	45	R131(P) R136(N)	RF45	X270	N/A
1102818.....	6	45	R136	RF45	X270	N/A
1105010.....	6	40	R131	RF45	X353	N/A

* For Standard Contact Assembly see Conversion Table.

²⁵ Also use SB136 Intermediate Bushing.

⁵⁹ When Coil Bracket is required, refer to Illustrated Bracket Guide.

⁶⁰ For Epoxy Coils see Conversion Table.

(P) Positive Ground.

(N) Negative Ground.

SCHIELD-BANTAM CO. — Cont'd

STARTING SYSTEM PARTS

PARTS FOR DELCO-REMY
STARTERS

Starter Number	Volts	Starter Switch	Brush Set	Bushings	
				Drive End	Com. End
1107960	6	S83 ³⁷	X145	SB138 ²⁴	N/A
1108009	6	S79	X145	SB0	N/A

STARTER DRIVES

Starter Number	Part No.
1113234	SD282
1113235	SD282

SCHRAMM

PARTS FOR DISTRIBUTORS & COILS

Year	Cyl.	Volt	Model or Engine	For Distributor Number	Contact Assembly*			Rotor	6 Volt Coil ^{59,60}	12 Volt Coil ^{59,60}
					Heavy Duty	Heavy Duty Pierced	Con-denser Cap			
1985-82	2	6&12	Compressor	IGW-4168B	A70	N/A	G127 C18	D91B	E5	E502 ¹
1985-74	3	6&12	Portable Compressor	IBT-4301E	A105	N/A	G124 C20	D179	E5	E502 ¹
1979-72	2	6&12	Compressor	IGW-4168B	A70	N/A	G127 C18	D91B	E5	E502 ¹

CHARGING SYSTEM PARTS

PARTS FOR DELCO-REMY GENERATORS

Generator No.	Volt	Amp	Voltage Regulator	Voltage Regulator Fuse	Brush Set	Brushing Bushing	Generator No.	Volt	Amp	Voltage Regulator	Voltage Regulator Fuse	Brush Set	Brushing Bushing
1100954	12	12	R197	RF35	X348	GB203	1101754	12	10	N/A	N/A	X348	N/A
1100958	12	10	R199	N/A	X348	N/A	1102723	6	25	R129	RF35	X228	GB203
1101369	6	14	R193	RF35	X360	GB203	1102955	12	17	R308	RF35	X228	GB203
1101657	6	11	R193	RF35	X360	GB203	1102976	12	20	R308	RF35	X228	GB203
1101719	12	10	N/A	N/A	X348	N/A	1106660	12	25	R308	RF35	N/A	N/A
1101737	12	10	N/A	N/A	X348	GB203							

STARTING SYSTEM PARTS

PARTS FOR DELCO-REMY STARTERS

Starter Number	Volts	Starter Switch	Brush Set	Bushings		Starter Number	Volts	Starter Switch	Brush Set	Bushings	
				Drive End	Com. End					Drive End	Com. End
665	12	N/A	X344 ²⁰	N/A	N/A	782	12	N/A	X344 ²⁰	N/A	N/A
724	12	N/A	X344 ²⁰	SB134	N/A	806	24	N/A	X344 ²⁰	N/A	N/A

* For Standard Contact Assembly see Conversion Table.

¹ If 12 Volt with Resistor use E38 & RU12 Resistor.

²⁰ Starters require various number of Brushes, order as needed.

²⁴ Also use SB135 Intermediate Bushing.

³⁷ For Solenoid Repair Kit use SR15.

⁵⁹ When Coil Bracket is required, refer to Illustrated Bracket Guide.

⁶⁰ For Epoxy Coils see Conversion Table.

SCHRAMM — Cont'd

STARTING SYSTEM PARTS — Cont'd

PARTS FOR DELCO-REMY STARTERS — Cont'd

Starter Number	Volts	Starter Switch	Brush Set	Bushings		Starter Number	Volts	Starter Switch	Brush Set	Drive End	Com. End
				Drive End	Com. End						
838.....	12	S905	X344 ²⁰	N/A	N/A	1109205.....	12	N/A	X344 ²⁰	N/A	N/A
868.....	24	N/A	X344 ²⁰	N/A	N/A	1113022.....	12	N/A	X291	N/A ²⁴	SB138
1107454.....	6	N/A	X145	SB137	SB138	1113024.....	6	N/A	X291	N/A ²⁴	SB138
1107926.....	6	N/A	X145	SBO	N/A	1113066.....	12	S120 ⁴⁴	X291	SB137 ²⁴	SB138
1108873.....	12	S116	X346 ²⁰	N/A	SB141	1113075.....	12	S120 ⁴⁴	X291	SB148 ²⁴	SB138
1108961.....	12	N/A	X346 ²⁰	N/A ²⁴	SBO	1113234.....	12	S120 ⁴⁴	N/A	SB148	N/A
1108969.....	6	N/A	X347 ²⁰	N/A ²⁴	SBO	1113235.....	12	S120 ⁴⁴	N/A	SB148	N/A
1109108.....	12	N/A	X344 ²⁰	SB137	N/A						

L. H. SCHULTZ

Determine model and engine, then refer to the Wisconsin Engine section for parts used.

SEAMAN AND WALL

PARTS FOR DISTRIBUTORS & COILS

Year	Cyl.	Volt	Model or Engine	For Distributor Number	Contact Assembly*			Cap	Rotor	6 Volt Coil ^{59,60}	12 Volt Coil ^{59,60}
					Heavy Duty	Heavy Duty Pierced	Con-denser				
6	—		GS7C.....	IAD-6002-1A	A81	N/A	G124	C123	D103	E5	N/R
6	—		GS7W.....	1111747	A40H	A40V	G102A	C16A	D10	N/R	E40

CHARGING SYSTEM PARTS

PARTS FOR DELCO-REMY GENERATORS

Generator No.	Volt	Amp	Voltage Regulator	Voltage Regulator Fuse	Brush Set	Bushing
1105931.....	—	—	N/A	N/A	X228	N/A

PARTS FOR PRESTOLITE GENERATORS

Generator No.	Volt	Amp	Voltage Regulator	Voltage Regulator Fuse	Brush Set	Bushing
GDZ-4813A....	—	—	N/A	N/A	X260	GB200

STARTING SYSTEM PARTS

PARTS FOR PRESTOLITE STARTERS

Starter Number	Volts	Starter Switch	Brush Set	Bushings	
				Drive End	Com. End
ML-4305.....	—	N/A	X329	SB136	N/A

* For Standard Contact Assembly see Conversion Table.

²⁰ Starters require various number of Brushes, order as needed.

²⁴ Also use SB135 Intermediate Bushing.

⁴⁴ For Solenoid Repair Kit use SR24.

⁵⁹ When Coil Bracket is required, refer to Illustrated Bracket Guide.

⁶⁰ For Epoxy Coils see Conversion Table.

SHAW MFG. CO.

Determine model and engine, then refer to the Wisconsin Engine section for parts used.

STEIGER TRACTOR

CHARGING SYSTEM PARTS

PARTS FOR DELCO-REMY ALTERNATORS

Alternator No.	Volt	Amp	Voltage Regulator	Brush Set	Positive Diode (3 Used)	Negative Diode (3 Used)
1105539	12	105	●R291	N/A	N/A	SC113 ²⁸
1117160	12	90	R716	N/A	N/A	N/A
1117481	12	90	R279	N/R	N/A	N/A
1117732	12	90	R279	N/R	N/A	N/A

PARTS FOR MOTOROLA ALTERNATORS

Alternator No.	Volt	Amp	Voltage Regulator	Brush Set	Positive Diode (3 Used)	Negative Diode (3 Used)
8AR2007	12	—	R326	N/A	N/A	N/A
RA12N600 ...	12	—	R326	N/A	N/A	N/A

STARTING SYSTEM PARTS

PARTS FOR DELCO-REMY STARTERS

Starter Number	Volts	Starter Switch	Brush Set	Bushings		Starter Number	Volts	Starter Switch	Brush Set	Bushings	
				Drive End	Com. End					Drive End	Com. End
1109841	24	S726 ⁴³	X401	SB165	N/A	1114820	12	S727	SC168	SB165	N/A
1109978	24	S726 ⁴³	X401	SB131	N/A	1114833	12	S727	SC168	SB165	N/A
1114058	12	S725 ⁴²	X347 ²⁰	SB131	N/A	1114889	12	S725 ⁴²	SC168	SB165	N/A
1114194	12	S725 ⁴²	X347 ²⁰	SB131	N/A	1990270	12	S726 ⁴³	X400	SB165	N/A
1114733	12	S727	X347 ²⁰	SB131	N/A	1990352	12	S5019 ⁵⁷	X395	SB165	SB148
1114746	12	S727	X347 ²⁰	SB131	N/A	1990370	12	S5019 ⁵⁷	X395	SB165	SB148
1114747	12	S727	X347 ²⁰	SB131	N/A						

STARTER DRIVES

Starter Number	Part No.	Starter Number	Part No.
1109841	SD486	1114820	SD486
1109978	SD486	1114833	SD489
1114058	SD486	1114889	SD486
1114194	SD486	1990270	SD486
1114733	SD489	1990352	SD486
1114746	SD489	1990370	SD489
1114747	SD486		

● A Borg-Warner Brand "P" Version Also Available See Inside Back Cover.

²⁰ Starters require various number of Brushes, order as needed.

²⁸ This unit is a Diode Trio.

⁴² Use SR13 for Solenoids w/Oval Face Plate; SR26 for Solenoids w/Square Face Plate.

⁴³ Use SR14 for Solenoids w/Oval Face Plate; SR27 for Solenoids w/Square Face Plate.

⁵⁷ For Solenoid Repair Kit use SR29.

TCM

PARTS FOR DISTRIBUTORS & COILS						
Year	Model or Engine	Contact Set	Con- denser	Cap	Rotor	Coil ^{59,60}
All	FG, FCG 10-25 Series Lift Truck w/Nissan H-20 4 Cyl. Eng.	●A521	●G583 ⁴⁶	●C555	●D559	E502
All	FG, FCG 30, 35 Series Lift Truck w/Nissan H-30 6 Cyl. Eng.	●A521	●G583 ⁴⁶	C556	●D559	E502
All	FG, FCG 30, 35 Series Lift Truck w/PPU 6 Cyl. Eng.	●A521	●G583 ⁴⁶	C556	●D559	E502

TELEDYNE

CHARGING SYSTEM PARTS

PARTS FOR DELCO-REMY ALTERNATORS

Alternator No.	Volt	Amp	Voltage Regulator	Brush Set	Positive Diode (3 Used)	Negative Diode (3 Used)	Alternator No.	Volt	Amp	Voltage Regulator	Brush Set	Positive Diode (3 Used)	Negative Diode (3 Used)
1100588	12	37	●R291	X303	SC5 ²⁷	SC113 ²⁸	1105067	12	37	●R291	X312	SC111 ⁴	SC113 ²⁸
1100720	12	32	N/A	X302	SC2P	SC2N	1105070	12	42	●R291	X353	SC111 ⁴	SC113 ²⁸
1100920	12	55	●R291	X303	SC5 ²⁷	SC113 ²⁸	1105071	12	37	●R291	X312	SC111 ⁴	SC113 ²⁸
1101282	12	42	●R291	X312	SC111 ⁴	SC113 ²⁸	1105360	12	37,				
1103117	12	37	●R291	X303	SC5 ²⁷	SC113 ²⁸			55	●R291	X312	SC111 ⁴	SC113 ²⁸
1103133	12	42	●R291	N/A	SC5 ²⁷	SC113 ²⁸	1105422	12	42	●R291	X353	SC111 ⁴	SC113 ²⁸
1105063	12	18	●R291	X312	SC111 ⁴	SC113 ²⁸							

STARTING SYSTEM PARTS

PARTS FOR DELCO-REMY STARTERS

Starter Number	Volts	Starter Switch	Brush Set	Bushings		Starter Number	Volts	Starter Switch	Brush Set	Bushings	
				Drive End	Com. End					Drive End	Com. End
1107245	12	●S100 ⁴⁷	X265	SB65	N/A	1998263	12	S941	X265	SB201	N/A
1107378	12	●S100 ⁴⁷	X265	SB65	N/A	1998264	12	S682	X265	SB201	N/A
1107386	12	●S100 ⁴⁷	X265	N/A	SB135	1998266	12	S941	X265	SB201	N/A
1107782	12	●S100 ⁴⁷	X265	N/A	SB135	1998267	12	S941	X265	SB201	N/A
1108494	12	●S100 ⁴⁷	X265	SB135	N/A	1998412	12	S941	X265	SB201	N/A
1109086	12	●S100 ⁴⁷	X265	SB201	N/A	1998424	12	S941	X265	SB201	N/A
1109090	12	●S100 ⁴⁷	X265	SB201	N/A	10455317	12	S941	X265	SB201	N/A
1109091	12	●S100 ⁴⁷	X265	SB65	N/A	10455328	12	S941	X265	SB201	N/A
1109424	12	●S100 ⁴⁷	X265	N/A	N/A	10455333	12	S941	X265	SB201	N/A
1109426	12	●S100 ⁴⁷	X265	SB65	N/A	10455338	12	S941	X265	SB201	N/A
1109434	12	●S100 ⁴⁷	X265	N/A	N/A	10455339	12	S941	X265	SB201	N/A
1109548	12	N/A	X291	SB145	N/A	10479619	12	S5125	X615	N/A	N/A
1113287	12	S5125	X615	N/A	N/A						

STARTER DRIVES

Starter Number	Part No.	Starter Number	Part No.
1107245	SD221	1109090	SD221
1107378	SD221	1109091	SD221
1108494	SD221	1109434	SD221
1109086	SD221	1109548	SD221

● A Borg-Warner Brand "P" Version Also Available See Inside Back Cover.

⁴ This unit is a Rectifier Bridge.

²⁷ AC9 is a Rectifier Bridge; also use SC124 Kit.

²⁸ This unit is a Diode Trio.

⁴⁶ For Bracket type Condenser use ●G613.

⁴⁷ For Solenoid Repair Kit use SR16.

⁵⁹ When Coil Bracket is required, refer to Illustrated Bracket Guide.

⁶⁰ For Epoxy Coils see Conversion Table.

TELEDYNE — Cont'd

STARTING SYSTEM PARTS — Cont'd

STARTER DRIVES — Cont'd

Starter Number	Part No.	Starter Number	Part No.
1998263	SD221	10455317	SD221
1998264	SD221	10455328	SD221
1998266	SD221	10455333	SD221
1998267	SD221		

TEREX DIV. (G.M.C.)

PARTS FOR DISTRIBUTORS & COILS

Year	Cyl.	Volt	Model or Engine	For Distributor Number	Contact Assembly*			Cap	Rotor	6 Volt Coil ^{59,60}	12 Volt Coil ^{59,60}
					Heavy Duty	Heavy Duty Pierced	Con-denser				
1972	4	12	T-30, 40, 50, 60; V-30, 40, 41, 50, 51, 60 Lift Truck	1112677	A103M	●A109V	●G126	N/A	N/A	N/R	E40
1972	6	12	540, 600, 670, 760-P, 860-P, 960-PLT, V-30, 40, 41, 50, 51, 60	1112444	A103M	●A109V	●G126	●C168	●D152	N/R	E40

CHARGING SYSTEM PARTS

PARTS FOR DELCO-REMY ALTERNATORS

Alternator No.	Volt	Amp	Voltage Regulator	Brush Set	Positive Diode (3 Used)	Negative Diode (3 Used)	Alternator No.	Volt	Amp	Voltage Regulator	Brush Set	Positive Diode (3 Used)	Negative Diode (3 Used)
1100072	12	—	R279	X301	SC117 ⁴	SC116 ²⁸	1117236	24	50	R697	N/R	SC2P	SC2N
1100077	12	65	R279	X303	SC117 ⁴	SC116 ²⁸	1117248	24	50	R697	N/R	SC2P	SC2N
1100080	24	80	R322	X303	SC117 ⁴	SC116 ²⁸	1117249	24	75	R697	N/R	SC2P	SC2N
1100081	12	65	R279	X303	SC117 ⁴	SC116 ²⁸	1117738	12	62	R716	N/R	N/A	SC228 ²⁸
1100805 ²⁶	12	32	R310	X302	SC2P	SC2N	1117756	12	62	R293	X355	N/A	N/A
1100827 ²⁶	12	22	R310	X302	SC2P	SC2N	19010001	24	50	R987	N/R	SC2P	SC2N
1105470	12	65	R716	X303	SC117 ⁴	SC116 ²⁸							

PARTS FOR DELCO-REMY GENERATORS

Generator No.	Volt	Amp	Voltage Regulator	Brush Fuse	Brush Set	Bushing
1105235	24	15	R321	N/A	N/A	N/A

● A Borg-Warner Brand "P" Version Also Available See Inside Back Cover.

* For Standard Contact Assembly see Conversion Table.

⁴ This unit is a Rectifier Bridge.

²⁶ This unit also uses G80 Alternator Capacitor.

²⁸ This unit is a Diode Trio.

⁵⁹ When Coil Bracket is required, refer to Illustrated Bracket Guide.

⁶⁰ For Epoxy Coils see Conversion Table.

TEREX DIV. — Cont'd

STARTING SYSTEM PARTS

PARTS FOR DELCO-REMY STARTERS

Starter Number	Volts	Starter Switch	Brush Set	Bushings		Starter Number	Volts	Starter Switch	Brush Set	Bushings	
				Drive End	Com. End					Drive End	Com. End
1107308 ³⁰	12	●S100 ⁴⁷	X265	SB65	N/A	1114875	24	S726 ⁴³	N/A	SB165	N/A
1108388 ³⁰	12	●S100 ⁴¹	X358	SB65	N/A	1114951	24	S726 ⁴³	N/A	SB165	N/A
1109977	24	S726 ⁴³	X401	SB131	N/A	1114974	24	S726 ⁴³	N/A	SB165	N/A
1113640	12	S120 ⁴⁴	X291	SB148	N/A	1990263	24	S726 ⁴³	X400	SB165	N/A
1113824	24	S726 ⁴³	X306 ²⁰	SB131	SB141	1990269	24	S726 ⁴³	X400	SB165	N/A
1113845	24	S726 ⁴³	X306 ²⁰	SB131	SB141	1990271	24	S726 ⁴³	X400	SB165	N/A
1113849	24	S726 ⁴³	X306 ²⁰	SB131	SB141	1990367	24	S5021 ⁵⁸	X396	SB165	SB148
1113876	24	S726 ⁴³	X306 ²⁰	SB131	SB141	1990382	24	S5021 ⁵⁸	X396	SB165	SB148
1113900	24	S726 ⁴³	X306 ²⁰	SB131	SB141	1990456	24	S5021 ⁵⁸	X396	SB165	SB148
1113938	24	S726 ⁴³	X306 ²⁰	SB131	SB141	1990459	24	S5021 ⁵⁸	X396	SB165	SB148
1113968	24	S726 ⁴³	X306 ²⁰	SB131	SB141	1990483	24	S5021 ⁵⁸	X396	SB165	SB148
1113980	24	S726 ⁴³	X306 ²⁰	SB131	SB141	1990491	24	S5021 ⁵⁸	X396	SB165	SB148
1114095	12	S725 ⁴²	X306 ²⁰	N/A	SB141	1993886	12	S5131	X397	SB148	SB148
1114854	24	S726 ⁴³	N/A	SB165	N/A	10478911	24	S726 ⁴³	X400	SB165	N/A

STARTER DRIVES

Starter Number	Part No.	Starter Number	Part No.
1109977	SD486	1114974	SD486
1113824	SD486	1990263	SD486
1113845	SD486	1990269	SD486
1113849	SD486	1990271	SD486
1113876	SD486	1990367	SD486
1113900	SD486	1990382	SD486
1113938	SD486	1990456	SD486
1113968	SD486	1990459	SD486
1113980	SD486	1990483	SD486
1114095	SD486	1990491	SD486
1114854	SD486	1993886	SD914
1114875	SD486	10478911	SD486
1114951	SD486		

SWITCHES & RELAYS

Year	Model or Engine	Part No.
DIMMER SWITCH		
1974-72	33-05, 07, 11, 15 Hauler	DS118
HORN RELAY		
1972	540, 600, 670, 760P, 860P, 960P, T-30, 40, 50, 60, V-30, 40, 41, 50, 51, 60 Lift Trucks	R132

TERRATRAC

Determine model and engine, then refer to the Continental section for parts used.

● A Borg-Warner Brand "P" Version Also Available See Inside Back Cover.

²⁰ Starters require various number of Brushes, order as needed.

³⁰ This unit also uses SC212 Starter Lever.

⁴¹ For Solenoid Repair Kit use SR10.

⁴² Use SR13 for Solenoids w/Oval Face Plate; SR26 for Solenoids w/Square Face Plate.

⁴³ Use SR14 for Solenoids w/Oval Face Plate; SR27 for Solenoids w/Square Face Plate.

⁴⁴ For Solenoid Repair Kit use SR24.

⁴⁷ For Solenoid Repair Kit use SR16.

⁵⁸ For Solenoid Repair Kit use SR30.

THERMO-KING

PARTS FOR DISTRIBUTORS & COILS

Year	Cyl.	Volt	Model or Engine	For Distributor Number	Contact Assembly*			Cap	Rotor	6 Volt Coil ^{59,60}	12 Volt Coil ^{59,60}
					Heavy Duty	Heavy Duty Pierced	Con-denser				
1979-63	4	6	Wauk. ICK Eng.	IAD-6001E, IAD-6004-A	A81	N/A	G136	C110	D121	E5	N/R
1973-55	4	6&12	All w/Distributor.....	IAD-6004	A81	N/A	G124 ²	C110	D121	E5	E502 ¹
1967-64	4	6	MG-21 Transport Refrig. Unit	IAD-4038	A81	N/A	G124 ²	C110	D121	E5	N/R

CHARGING SYSTEM PARTS

PARTS FOR MOTOROLA ALTERNATORS

Alternator No.	Volt	Amp	Voltage Regulator	Brush Set	Positive Diode (3 Used)	Negative Diode (3 Used)	Alternator No.	Volt	Amp	Voltage Regulator	Brush Set	Positive Diode (3 Used)	Negative Diode (3 Used)
A12NTK452R...	12	—	R284	N/A	N/A	N/A	12N51A1	12	—	R284	N/A	N/A	N/A
A12NTK552	12	—	R284	N/A	N/A	N/A	8HA2003F.....	12	—	R284	N/A	N/A	N/A
A12NTK552R...	12	—	R284	N/A	N/A	N/A	8HA2005K	12	—	R284	N/A	N/A	N/A
12N37A1	12	—	R284	N/A	N/A	N/A							

PARTS FOR PRESTOLITE GENERATORS

Generator No.	Volt	Amp	Voltage Regulator	Voltage Regulator Fuse	Brush Set	Brushing	Generator No.	Volt	Amp	Voltage Regulator	Voltage Regulator Fuse	Brush Set	Brushing
GAS-4103-1	6	15	R11	N/A	X323	N/A	GJR-6002S	12	18	R320	N/A	N/A	N/A
GDY-4116.....	12	40	N/A	N/A	X323	N/A	GJU-7507A	12	15	N/A	N/A	X275	N/A
GDY-4117.....	12	7	N/A	N/A	X323	N/A							

STARTING SYSTEM PARTS

PARTS FOR HITACHI STARTERS

Starter Number	Volts	Starter Switch	Brush Set	Bushings	
				Drive End	Com. End
S12-41A.....	12	N/A	X603	N/A	N/A
S12-59	12	N/A	X603	N/A	N/A
44-2918.....	12	N/A	X603	N/A	N/A
44-5443.....	12	N/A	X603	N/A	N/A

PARTS FOR PRESTOLITE STARTERS

Starter Number	Volts	Starter Switch	Brush Set	Bushings	
				Drive End	Com. End
MBJ-6001	12	S93	N/A	N/A	N/A
MDO-4102M	12	N/A	X333	N/A	N/A
MDO-4109	12	N/A	X333	N/A	N/A
MEO-6005	12	S93	X332	N/A	N/A

* For Standard Contact Assembly see Conversion Table.

¹ If 12 Volt with Resistor use E38 & RU12 Resistor.

² For Strap type use G136.

⁵⁹ When Coil Bracket is required, refer to Illustrated Bracket Guide.

⁶⁰ For Epoxy Coils see Conversion Table.

THEW SHOVEL

PARTS FOR DISTRIBUTORS & COILS

Year	Cyl.	Volt	Model or Engine	For Distributor Number	Contact Assembly*			Cap	Rotor	6 Volt Coil ^{59,60}	12 Volt Coil ^{59,60}
					Heavy Duty	Heavy Duty Pierced	Con-denser				
1964-61	6	12	Class 1 & 2 Carriers.....	1111892	A40H	A40V	G102A	C16	D10	N/R	E40
1964-61	6	12	Class 2 & 3 Turntables & Crawlers.....	1111747	A40H	A40V	G102A	C16	D10	N/R	E40
				1111702	A40H	A40V	G102A	C16	N/A	N/R	E40
1964-61	6	12	Class 4 & 5 Carriers.....	1111796	A40H	A40V	G102A	N/A	N/A	N/R	E40
				1111801	A40H	A40V	G102A	N/A	N/A	N/R	E40
1964-61	6	12	Class 4 & 5 Turntables & Crawlers.....	1111747	A40H	A40V	G102A	C16	D10	N/R	E40
				1111796	A40H	A40V	G102A	N/A	N/A	N/R	E40
1962-58	6	12	ML-156, 157 Loader.....	1112427	A40H	A40V	G102A	C16	D10	N/R	E40
1959-58	6	12	MC-218 Moto-Crane Carrier.....	1111892	A40H	A40V	G102A	C16	D10	N/R	E40
				1111702	A40H	A40V	G102A	C16	N/A	N/R	E40
				1111747	A40H	A40V	G102A	C16	D10	N/R	E40
1959-58	6	12	MC-430 Moto-Crane Carrier.....	1111796	A40H	A40V	G102A	N/A	N/A	N/R	E40
				1111796	A40H	A40V	G102A	N/A	N/A	N/R	E40
				1111747	A40H	A40V	G102A	C16	D10	N/R	E40
1959-58	6	12	MC-530, 530W Moto-Crane Carrier.....	1111801	A40H	A40V	G102A	N/A	N/A	N/R	E40
				1111796	A40H	A40V	G102A	N/A	N/A	N/R	E40
				1111747	A40H	A40V	G102A	C16	D10	N/R	E40
1959-58	6	6&12	SP-254W Self-Prop. Crane w/Herc. JXD.....	1111777	A40H	A40V	G102A	C16A	N/A	E1	N/R
				1111702	A40H	A40V	G102A	C16	N/A	N/R	E40
1959-58	6	12	SP-425, 530 Self-Prop. Crane.....	1111747	A40H	A40V	G102A	C16	D10	N/R	E40
				1111796	A40H	A40V	G102A	N/A	N/A	N/R	E40
1958	6	12	OL-175 Loader.....	1111880	A40H	A40V	G102A	C16A	N/A	N/R	E40
1957-56	6	6	MC-152, 254 Moto-Crane Carrier.....	1111777	A40H	A40V	G102A	C16A	N/A	E1	N/R
				1111777	A40H	A40V	G102A	C16A	N/A	E1	N/R
				1111702	A40H	A40V	G102A	C16	N/A	E1	N/R
1957-56	6	12	MC-254 Moto-Crane, Opt. For Turntable.....	1111747	A40H	A40V	G102A	C16	D10	N/R	E40
1957-56	6	12	MC-424, 425 Moto-Crane Carrier.....	1111796	A40H	A40V	G102A	N/A	N/A	N/R	E40
				1111796	A40H	A40V	G102A	N/A	N/A	N/R	E40
				1111747	A40H	A40V	G102A	C16	D10	N/R	E40
1957-56	6	12	MC-524, 530 Moto-Crane Carrier.....	1111801	A40H	A40V	G102A	N/A	N/A	N/R	E40
				1110178	A40H	A40V	G102A	C16A	N/A	N/R	E40
				1111747	A40H	A40V	G102A	C16	D10	N/R	E40
				1111796	A40H	A40V	G102A	N/A	N/A	N/R	E40
1957-56	6	6	SP-254 Self-Prop. Crane....	1111777	A40H	A40V	G102A	C16A	N/A	E1	N/R
				1111702	A40H	A40V	G102A	C16	N/A	E1	N/R
				1111766	A40H	A40V	G102A	C16A	N/A	E1	N/R
1957-56	6	12	SP-424, 524 Self-Prop. Crane.....	1111747	A40H	A40V	G102A	C16	D10	N/R	E40
				1111796	A40H	A40V	G102A	N/A	N/A	N/R	E40

* For Standard Contact Assembly see Conversion Table.

⁶⁰ For Epoxy Coils see Conversion Table.⁵⁹ When Coil Bracket is required, refer to Illustrated Bracket Guide.

THEW SHOVEL — Cont'd

PARTS FOR DISTRIBUTORS & COILS — Cont'd

Year	Cyl.	Volt	Model or Engine	For Distributor Number	Contact Assembly*				Rotor	6 Volt Coil ^{59,60}	12 Volt Coil ^{59,60}
					Heavy Duty	Heavy Duty Pierced	Con-denser	Cap			
1956	4	6	MC-424, 425 Moto-Crane Turntable	1111773	A40H	A40V	G102A	C150	N/A	N/A	N/A
1956	4	6	SP-424 Self-Prop. Crane ...	1111410	A40H	A40V	G102A	N/A	N/A	E1	N/R
1955	6	6	TL-25 Turntable	1111702	A40H	A40V	G102A	C16	N/A	E1	N/R
1955-54	4	6	L-42 Turntable	1111773	A40H	A40V	G102A	C150	N/A	E1	N/R
1955-54	6	6	SP-424 Self-Prop. Crane ...	1111410	A40H	A40V	G102A	N/A	N/A	E1	N/R
1955-54	6	6	MC-152, 254, 254W Carrier, TL-15, 25 Turntable	1111777	A40H	A40V	G102A	C16A	N/A	E1	N/R
1955-54	6	12	MC-424 Carrier, SP-524 Self-Prop. Crane, L-50 Turntable	1111796	A40H	A40V	G102A	N/A	N/A	N/R	E40
1955-54	6	12	MC-524 Carrier	1111801 1110178	A40H A40H	A40V A40V	G102A G102A	N/A C16A	N/A N/A	N/R N/R	E40 E40
1954-50	6	6	SP-152, 254, 254W Self-Prop. Crane, T-15, 25 Turntable	1111766	A40H	A40V	G102A	C16A	N/A	E1	N/R
1953-51	4	6	L-41 Turntable, SP-414 Self-Prop. Crane	1111773	A40H	A40V	G102A	C150	N/A	E1	N/R
1953-51	6	12	MC-414 Carrier, L-50 Turntable, SP-152, 254, 254W, 504 Self-Prop. Crane, T-15, 25 Turntable	1111796, 801	A40H	A40V	G102A	N/A	N/A	N/R	E40
1950-49	4	6	L-41 Turntable, MC-414, 416 Carrier, SP-414 Self-Prop. Crane	1111773	A40H	A40V	G102A	C150	N/A	E1	N/R
1950-49	6	6	TL-20 Turntable	1111410 1111766	A40H A40H	A40V A40V	G102A G102A	N/A C16A	N/A N/A	N/A N/A	N/R N/R
1950-49	6	12	MC-506 Carrier	1111801	A40H	A40V	G102A	N/A	N/A	N/R	N/A

CHARGING SYSTEM PARTS

PARTS FOR DELCO-REMY ALTERNATORS

Alternator No.	Volt	Amp	Voltage Regulator	Brush Set	Positive Diode (3 Used)	Negative Diode (3 Used)
1117774	12	30	R293	X355	N/A	N/A

PARTS FOR DELCO-REMY GENERATORS

Generator No.	Volt	Amp	Voltage Regulator	Voltage Regulator Fuse	Brush Set	Bushing	Generator No.	Volt	Amp	Voltage Regulator	Voltage Regulator Fuse	Brush Set	Bushing
1100973	12	21	N/A	N/A	X349	GB203	1102023	12	25	R308	RF35	X270	N/A
1101667	6	16	R193	RF35	X360	N/A	1102040	12	30	R153	RF35	X270	N/A
1101736	12	20	N/A	N/A	X349	GB203	1102213	12	20	R308(P)	RF35	X270	N/A
1101744	12	20	N/A	N/A	X349	GB203	1102214	12	20	R308(P)	RF35	X270	N/A
1101774	12	9	N/A	N/A	X349	GB203	1102306	12	35	R153	RF35	X270	N/A
1102013	12	30	R153	RF35	X270	N/A	1102676	6	30	R129	RF35	N/A	N/A

* For Standard Contact Assembly see Conversion Table.

⁵⁹ When Coil Bracket is required, refer to Illustrated Bracket Guide.

⁶⁰ For Epoxy Coils see Conversion Table.

(P) Positive Ground.

THEW SHOVEL — Cont'd

CHARGING SYSTEM PARTS — Cont'd

PARTS FOR DELCO-REMY GENERATORS — Cont'd

Generator No.	Volt	Amp	Voltage Regulator	Voltage Regulator Fuse	Brush Set	Bushing	Generator No.	Volt	Amp	Voltage Regulator	Voltage Regulator Fuse	Brush Set	Bushing
1102690	6	30	R129	RF35	X228	N/A	1105926	12	20	R308	RF35	X228	N/A
1102697	6	30	R129	RF35	X228	GB203	1105931	12	26	R308	RF35	X228	N/A
1102720	6	30	R129	RF35	X228	N/A	1105939	12	32	R159	RF35	X353	N/A
1102724	6	30	R129	RF35	X228	GB203	1106809	12	50	R187	N/A	X263	N/A
1102788	6	45	R136	RF45	X270	N/A	1106822	12	50	R187	N/A	X263	N/A
1102973	12	17	N/A	N/A	X228	GB203	1106826	12	50	R187	N/A	X263	N/A
1102983	12	20	N/A	N/A	X228	GB203	1106867	24	26	R311	N/A	X263	N/A
1105914	12	20	R308	RF35	X228	N/A	1106909	12	50	R187	N/A	X263	N/A
1105915	12	26	R308	RF35	X228	N/A							

STARTING SYSTEM PARTS

PARTS FOR DELCO-REMY STARTERS

Starter Number	Volts	Starter Switch	Brush Set	Bushings		Starter Number	Volts	Starter Switch	Brush Set	Bushings	
				Drive End	Com. End					Drive End	Com. End
494	12	N/A	X344 ²⁰	N/A	N/A	1109150	12	N/A	X346 ²⁰	SB102	SB0
737T	6	N/A	X145	SB0	N/A	1109153	12	N/A	X346 ²⁰	SB102	SB0
806	24	N/A	X344 ²⁰	N/A	N/A	1113014	6	S5	X291	N/A ²⁴	SB138
868	24	N/A	X344 ²⁰	SB65	N/A	1113017	12	N/A	X291	N/A ²⁴	SB138
1107536	12	S72	X291	SB137	SB138	1113019	12	N/A	X291	N/A ²⁴	SB138
1107841	12	S72	N/A	SB137	SB138	1113078	12	S612	X291	N/A ²⁴	SB138
1108175	12	N/A	N/A	SB137	N/A	1113308	12	N/A	X291	SB102	SB138
1108201	6	N/A	X145	SB137	N/A	1113310	12	N/A	X291	SB102	SB138
1108207	6	N/A	X145	N/A	N/A	1113318	12	N/A	X291	SB102	SB138
1108605	12	N/A	N/A	SB137	SB138	1113708	24	S116	X346 ²⁰	N/A	SB141
1108704	12	N/A	X345 ²⁰	N/A	SB141	1113711	24	N/A	X346 ²⁰	SB102	SB141
1108812	12	N/A	X346 ²⁰	N/A	SB141	1113872	24	S726 ⁴³	X306 ²⁰	SB131	SB141
1108863	24	S116	X346 ²⁰	N/A	SB141	1114000	12	N/A	X347 ²⁰	N/A	SB141
1108871	24	S116	X346 ²⁰	N/A	SB141	1114009	12	S905	X347 ²⁰	N/A	SB141
1108951	6	S5	X347 ²⁰	N/A ²⁴	SB0	1114072	12	S725 ⁴²	X347 ²⁰	N/A	SB141
1108954	12	S5	X346 ²⁰	N/A ²⁴	SB0	1114089	12	N/A	X346 ²⁰	N/A	SB141
1108957	12	S5	X346 ²⁰	N/A ²⁴	SB0						

STARTER DRIVES

Starter Number	Part No.	Starter Number	Part No.
1108175	SD135	1113872	SD486
1108201	SD135	1114072	SD486
1108207	SD135		

²⁰ Starters require various number of Brushes, order as needed.

²⁴ Also use SB135 Intermediate Bushing.

⁴² Use SR13 for Solenoids w/Oval Face Plate; SR26 for Solenoids w/Square Face Plate.

⁴³ Use SR14 for Solenoids w/Oval Face Plate; SR27 for Solenoids w/Square Face Plate.

THEW SHOVEL — Cont'd

SWITCHES & RELAYS

Year	Model or Engine	Part No.
HORN RELAY		
1962-61	Class 1, 2, 4, 5 Carriers.....	R132
1959-58	MC-430, 530, 530W, 875, TSP-875 Moto-Crane, SP-525, 530 Self-Prop. Crane...	R132
1957	MC-254 Moto-Crane, SP-254 Self-Prop. Crane — 6 Volt.....	R102
	MC-424, 425, 524, 530, 824, 875, TSP-875 Moto-Crane, SP-424, 425, 524, 530 Self-Prop. Crane.....	R132

TOWMOTOR

PARTS FOR ELECTRONIC IGNITION

Year	Cyl.	Volt	Model or Engine	For Distributor Number	Reluctor	Sensor	Control Module	Cap	Rotor	Coil ^{59,60}
1980-76	4	12	V60-80 Lift Truck w/Perk, G4-236	IDJ-4005A, B	N/A	N/A	CBE8	C207	D181	●E30
1978	4	12	All w/Y112, F163, 185 Cont. Engs.....	IDJ-4012	N/A	ME14	CBE8	C204	D181	●E30
1978-75	4	12	V60C Lift Truck w/Perk, G4-236	IDJ-4005	N/A	ME14	CBE8	C207	D181	●E30
1977	4	12	All w/Cont. F163 Eng.....	IDJ-4008	N/A	ME14	CBE8	C207	D181	●E30
1977	6	12	All w/Cont. F227, 245 Engs.	IDT-4013	N/A	ME14	CBE8	C205	D181	●E30

PARTS FOR DISTRIBUTORS & COILS

Year	Cyl.	Volt	Model or Engine	For Distributor Number	Contact Assembly*			Cap	Rotor	6 Volt Coil ^{59,60}	12 Volt Coil ^{59,60}
					Heavy Duty	Heavy Duty Pierced	Con-denser				
1979	8	12	Large Lift Truck w/V-345 Eng.	IDN-4102B	N/A	N/A	G136	C200	N/A	N/R	●E30
1979-72	6	6&12	Lift Truck w/Cont. F-226, 245	IBT-6702	A105	N/A	G136	C19	D141	E5	E502 ¹
1979-70	4	6&12	Lift Truck	IBT-4701C	A105	N/A	G136	C204 ⁵	D181 ⁵	E5	E502 ¹
1976-73	4	12	Lift Truck w/Perkins G4-236 & C.D. Ign.	IDD-4101A IDD-4108	N/R N/R	N/R N/R	N/R N/R	C204 ⁵ C202	D181 ⁵ D179	N/R N/R	N/A N/A
1974-73	6	12	Lift Truck w/Cont. F-266, 245 & C.D. Ign.....	IDD-4105	N/A	N/A	N/A	C205	D181	N/R	N/A
1973-66	4	6&12	Lift Truck w/Wauk. ICK ...	IGW-4502	A70	N/A	G127	C237	D91B	E5	E502 ¹
1972	4	12	T-30, 40, 50, 60, V-30, 40, 41, 50, 51, 60 Lift Truck	1112677	A103M	●A109V	●G126	N/A	N/A	N/R	E40

● A Borg-Warner Brand "P" Version Also Available See Inside Back Cover.

* For Standard Contact Assembly see Conversion Table.

¹ If 12 Volt with Resistor use E38 & RU12 Resistor.

⁵ This Cap & Rotor must be used together.

⁵⁹ When Coil Bracket is required, refer to Illustrated Bracket Guide.

⁶⁰ For Epoxy Coils see Conversion Table.

TOWMOTOR — Cont'd

PARTS FOR DISTRIBUTORS & COILS — Cont'd											
Year	Cyl.	Volt	Model or Engine	For Distributor Number	Contact Assembly*					6 Volt Coil ^{59,60}	12 Volt Coil ^{59,60}
					Heavy Duty	Heavy Duty Pierced	Con-denser	Cap	Rotor		
1972	6	12	540, 600, 670, 760P, 860P, 960PLT, V-30, 40, 41, 50, 51, 60 Lift Truck	1112444	A103M	●A109V	●G126	●C168	●D152	N/R	E40
1970-60	4	6&12	442, 462, 502P, 601P	IBT-4701A	A105	N/A	G136	C204 ⁵	D181 ⁵	E5	E502 ¹
1970-59	4	6&12	331 Lift Truck	IGW-4403A	A70	N/A	G127	C237	D91B	E5	E502 ¹
1968-55	4	6&12	390, 400P w/Cont. Y-112	IAY-4005A-1	A81	N/A	G124 ²	C146	D127	E5	E502 ¹
1967	6	12	A-10, 12, U-6, 8 Lift Truck	1111913	A40H	A40V	G102A	C16A	N/A	N/R	E502
1967	6	12	AH-40, 45, 50, AM-32, 36, 40, AMP-25, B-15, 16, 18, 20, 22, 24 Lift Truck	1112578	A40H	A40V	G102A	C16	D10	N/R	E502
1967-65	4	6&12	350 Lift Truck	IGW-4501	A70	N/A	G127	C237	D91B	E5	E502 ¹
1965-57	4	6&12	350 Lift Truck w/Cont. N-62	IGW-4191A	A70	N/A	G127	C237	D91B	E5	E502 ¹
1964-63	8	12	850, 950 Lift Truck	1110635	A72	N/A	G102A	C145	D134	N/R	E40
1964-62	6	12	Pacemaker Lift Truck	1112608	A40H	A40V	G102A	C16	N/A	N/R	E40
1964-57	6	6&12	540, 600, 670, 670P, 900 Lift Truck w/Cont. F-209, 224, 226	IAY-4011	A81	N/A	G124 ²	C142	D127	E5	E502 ¹
1963-51	4	6&12	K-5, 420, 460, 480P, 500, 500P	IAY-4005A-1	A81	N/A	G124 ²	C146	D127	E5	E502 ¹
1962	6	12	850, 950 Lift Truck	1112622, 30	A103M	●A109V	●G126	●C168	●D152	N/R	E40
1962-56	4	6&12	420, 460, 480P, 500, 500P Lift Truck w/Cont. F-140	IAY-4015A-1	A81	N/A	G124 ²	C146	D127	E5	E502 ¹
1962-55	4	—	All w/Cont. Y-91	IAD-6004-1D	A81	N/A	G124 ²	C110	D121	N/A	N/A
1959-55	4	—	All w/Cont. Y-91	IAD-4037	A81	N/A	G124 ²	C110	D121	N/A	N/A
1956-51	6	6&12	LT-60, 62, 72, 90	IAY-4007A-1	A81	N/A	G124 ²	C142	D127	E5	E502 ¹
1956-50	4	6&12	LT-35, 350	IGW-4044A, IGW-4191A	A70	N/A	G127	C237	D91B	E5	E502 ¹
1955	6	6&12	LT-60, 62, 72, 90	IAY-4011	A81	N/A	G124 ²	C142	D127	E5	E502 ¹
1951-50	4	6&12	LT-40, 44, 48	IAY-4005-1A	A81	N/A	G124 ²	C146	D127	E5	E502 ¹
1951-50	4	6&12	LT-40, 44, 48, 50, 60	IGW-4044A	A70	N/A	G124 ²	C237	D91B	E5	E502 ¹
1951-50	6	6&12	LT-60, 62, 72, 90	IGW-4169A	A70	N/A	G127	C247	D91B	E5	E502 ¹

CHARGING SYSTEM PARTS

PARTS FOR DELCO-REMY ALTERNATORS

Alternator No.	Volt	Amp	Voltage Regulator	Brush Set	Positive Diode (3 Used)	Negative Diode (3 Used)	Alternator No.	Volt	Amp	Voltage Regulator	Brush Set	Positive Diode (3 Used)	Negative Diode (3 Used)
1100628 ²⁶	12	37	R310	X285	SC2P	SC2N	1100629 ²⁶	12	42	●R281	X285	SC2P	SC2N

● A Borg-Warner Brand "P" Version Also Available See Inside Back Cover.

* For Standard Contact Assembly see Conversion Table.

¹ If 12 Volt with Resistor use E38 & RU12 Resistor.

² For Strap type use G136.

⁵ This Cap & Rotor must be used together.

²⁶ This unit also uses G80 Alternator Capacitor.

⁵⁹ When Coil Bracket is required, refer to Illustrated Bracket Guide.

⁶⁰ For Epoxy Coils see Conversion Table.

TOWMOTOR — Cont'd

CHARGING SYSTEM PARTS — Cont'd

PARTS FOR DELCO-REMY ALTERNATORS — Cont'd

Alternator No.	Volt	Amp	Voltage Regulator	Brush Set	Positive Diode (3 Used)	Negative Diode (3 Used)	Alternator No.	Volt	Amp	Voltage Regulator	Brush Set	Positive Diode (3 Used)	Negative Diode (3 Used)
1100689 ²⁶	12	42	R310	X302	SC2P	SC2N	1103189	12	61	●R291	N/A	SC5 ²⁷	SC113 ²⁸
1100805 ²⁶	12	32	R310	X302	SC2P	SC2N	1103190	12	18	●R291	X303	SC5 ²⁷	SC113 ²⁸
1100827 ²⁶	12	22	R310	X302	SC2P	SC2N	1105074	12	42	●R291	X359	SC111 ⁴	SC113 ²⁸
1102940	12	42	●R291	N/A	SC5 ²⁷	SC113 ²⁸	1105076	12	18	●R291	X312	SC111 ⁴	SC113 ²⁸
1103188	12	42	●R291	N/A	SC5 ²⁷	SC113 ²⁸	1117754	12	30	R293	X368	N/A	N/A

PARTS FOR PRESTOLITE ALTERNATORS

Alternator No.	Volt	Amp	Voltage Regulator	Brush Set	Positive Diode (3 Used)	Negative Diode (3 Used)
ALE-5006	12	40	R692	X296	N/A	N/A
ALK-5005A	12	35	R692	X296	N/A	N/A

PARTS FOR DELCO-REMY GENERATORS

Generator No.	Volt	Amp	Voltage Regulator	Voltage Regulator Fuse	Brush Set	Bushing
1102030	12	20	R308(P)	RF35	X270	N/A
1102072	12	20	R308	RF35	X270	N/A
1102260	12	10	N/A	N/A	X270	N/A
1102287	12	25	R319	N/A	X270	N/A

PARTS FOR PRESTOLITE GENERATORS

Generator No.	Volt	Amp	Voltage Regulator	Voltage Regulator Fuse	Brush Set	Bushing	Generator No.	Volt	Amp	Voltage Regulator	Voltage Regulator Fuse	Brush Set	Bushing
GBU-4216A	6	11	N/A	N/A	X324	GB200	GHH-6001F	12	15	N/A	RF35	X324	GB202
GBU-4216B	6	11	N/A	N/A	X324	GB200	GHH-6001F-1	12	15	N/A	RF35	X324	GB202
GDZ-6001HT	6	35	N/A	N/A	X275	GB202	GHH-6001SN	12	15	N/A	RF35	X324	GB202
GEF-4813AN	12	12	N/A	N/A	N/A	GB200	GHH-6002C	12	15	N/A	N/A	X324	GB202
GHD-6001A	6	15	N/A	RF35	X324	GB202	GHH-6004A	12	15	N/A	N/A	X324	GB202
GHD-6001AB	6	15	N/A	RF35	X324	GB202	GJL-7003	12	20	N/A	N/A	X260	GB204
GHD-6001AC	6	15	N/A	RF35	X324	GB202	GJT-7101DN	12	25	R230	RF35	X275	GB204
GHD-6001AH	6	15	N/A	RF35	X324	GB202	GJT-7101HT	12	25	N/A	N/A	X275	GB204
GHD-6001B	6	15	N/A	RF35	X324	GB202	GJT-7301SN	12	10	N/A	N/A	X275	GB204
GHD-6001D	6	15	N/A	RF35	X324	GB202							

STARTING SYSTEM PARTS

PARTS FOR DELCO-REMY STARTERS

Starter Number	Volts	Starter Switch	Brush Set	Drive End	Com. End	Bushings	Starter Number	Volts	Starter Switch	Brush Set	Drive End	Com. End	Bushings
1107254	12	N/A	X358	SB65 ²⁴	SB138		1109087	12	●S100 ⁴⁷	X265	N/A	N/A	
1107300 ³⁰	12	●S100 ⁴⁷	X265	SB65	N/A		1109097	12	●S100 ⁴⁷	X265	N/A	N/A	
1107308 ³⁰	12	●S100 ⁴⁷	X265	SB65	N/A		1109420	12	●S100 ⁴⁷	X265	SB65	N/A	
1107335 ³⁰	12	●S100 ⁴⁷	X358	SB65	N/A		1109422	12	●S100 ⁴⁷	X265	SB65	N/A	
1107539 ³⁰	12	●S100 ⁴⁷	X291	N/A ²⁴	N/A		1109484	12	N/A	X265	N/A	N/A	
1107710 ³⁰	12	●S100 ⁴⁷	X265	SB102	N/A		1109508	12	S72	X357	SB0	SB65	
1107734 ³⁰	12	●S100 ⁴⁷	X265	SB65	N/A		1113100	12	S120 ⁴⁴	X291	SB148	N/A	
1108373	12	●S100 ⁴¹	X265	SB102	N/A		1113177	12	S120 ⁴⁴	X291	SB148	SB138	
1108388 ³⁰	12	●S100 ⁴¹	X358	SB65	N/A		1113281	12	S5125	X615	SB206	N/A	
1109081	12	●S100 ⁴⁷	X265	N/A	N/A		1113640	12	S120 ⁴⁴	X291	SB148	N/A	

● A Borg-Warner Brand "P" Version Also Available See Inside Back Cover.

⁴ This unit is a Rectifier Bridge.

²⁴ Also use SB135 Intermediate Bushing.

²⁶ This unit also uses G80 Alternator Capacitor.

²⁷ AC9 is a Rectifier Bridge; also use SC124 Kit.

²⁸ This unit is a Diode Trio.

³⁰ This unit also uses SC212 Starter Lever.

⁴¹ For Solenoid Repair Kit use SR10.

⁴⁴ For Solenoid Repair Kit use SR24.

⁴⁷ For Solenoid Repair Kit use SR16.

(P) Positive Ground.

TOWMOTOR — Cont'd

STARTING SYSTEM PARTS — Cont'd

PARTS FOR DELCO-REMY STARTERS — Cont'd

Starter Number	Volts	Starter Switch	Brush Set	Bushings		Starter Number	Volts	Starter Switch	Brush Set	Drive End	Bushings	
				Drive End	Com. End						Drive End	Com. End
1993878	12	S5131	X397	SB148	SB148	1998273	12	S941	X265	SB201	N/A	
1998207	12	●S100 ⁴⁷	X265	N/A	N/A	10455316	12	S941	X265	SB201	N/A	
1998208	12	●S100 ⁴⁷	X265	N/A	N/A	10455332	12	S941	X265	SB201	N/A	
1998210	12	●S100 ⁴⁷	X265	N/A	N/A	10455601	12	N/A	X265	SB160	N/A	
1998259	12	S941	X265	SB201	N/A							

PARTS FOR PRESTOLITE STARTERS

Starter Number	Volts	Starter Switch	Brush Set	Bushings		Starter Number	Volts	Starter Switch	Brush Set	Drive End	Bushings	
				Drive End	Com. End						Drive End	Com. End
MAK-4029	6	S79	N/A	N/A	N/A	MBG-4135T	12	N/A	N/A	SB136	N/A	
MGB-4003	12	S72	X326	N/A	N/A	MBG-4137	12	S72	X326	N/A	N/A	
MBG-4025	12	N/A	X326	SB64	N/A	MBG-4142T	12	N/A	N/A	SB136	N/A	
MBG-4107	12	S72	X326	SB136	N/A	MBG-4157	12	S72	X326	SB136	N/A	
MBG-4107A	12	S72	X326	SB136	N/A	ML-4136	12	N/A	X329	SB140	SB139	
MBG-4107B	12	S72	X326	SB136	N/A	ML-4316A	12	N/A	X329	SB140	SB139	
MBG-4108	12	S72	X326	SB136	N/A	MZ-4046	6	N/A	X326	SB64 ²⁵	SB59	
MBG-4108A	12	S72	X326	SB136	N/A	MZ-4051	6	S79	X326	SB64 ²⁵	SB59	
MBG-4109	12	S5	X326	N/A	N/A	MZ-4055	6	S79	X326	N/A	SB59	
MBG-4114	12	S72	X326	SB136	N/A	MZ4149	6	S79	X326	SB136	N/A	
MBG-4119T	12	N/A	N/A	SB136	N/A	MZ-4166	6	S79	X326	SB136	N/A	
MBG-4122	12	S72	X326	SB136	N/A	MZ-4166S	6	S79	X326	SB136	N/A	
MBG-4122A	12	S72	X326	SB136	N/A	MZ-4174	6	N/A	X326	SB136	N/A	
MBG-4127	12	S72	X326	SB64	N/A	MZ-4174S	6	N/A	X326	SB136	N/A	
MBG-4127A	12	S72	X326	SB64	N/A	MZ-4187	6	S79	X326	SB136	N/A	
MBG-4135	12	S72	X326	SB136	N/A							

STARTER DRIVES

Starter Number	Part No.	Starter Number	Part No.
1107254	SD135	2207710	SD206
1107300	SD279	10455332	SD221
1107734	SD221	MBG-4107	SD568
1108373	SD207	MBG-4108	SD570
1108388	SD207	MBG-4114	SD570
1109087	SD221	MBG-4122	SD570
1109422	SD221	MZ-4046	SD107
1109508	SD570	MZ-4149	SD570
1113100	SD282	MZ-4166	SD570
1113177	SD282	MZ-4174	SD570
1998210	SD221	MZ-4187	SD570

TOYOTA

PARTS FOR DISTRIBUTORS & COILS

Year	Model or Engine	Contact Set	Con- denser	Cap	Rotor	Coil ^{59,60}
All	F Eng. FG-32, 35, 40	A522	G585	C560	D574	E502
All	2F Eng. 2FG-32, 35, 40	A522	G585	C560	D574	E502

● A Borg-Warner Brand "P" Version Also Available See Inside Back Cover.

²⁵ Also use SB136 Intermediate Bushing.

⁴⁷ For Solenoid Repair Kit use SR16.

⁵⁹ When Coil Bracket is required, refer to Illustrated Bracket Guide.

⁶⁰ For Epoxy Coils see Conversion Table.

TOYOTA — Cont'd

PARTS FOR DISTRIBUTORS & COILS — Cont'd						
Year	Model or Engine	Contact Set	Con-denser	Cap	Rotor	Coil ^{59,60}
All	2FG-50, 60, 3FG-32, 35, 40, 50, 60.....	●A536	G585	C560	D574	E502
All	4P Eng. FGA-7-9, 2FG-10, 2FGC-10	A522	G586	C545	D561	E502
All	5P Eng. FG-30, 2FG-30, 3FG-30	●A536	G586	C545	D561	E502
All	5R Eng. FGC-10 Up to Serial 10427	A522	G586	C545	D561	E502
	From Serial 10428	●A536	●G603	●C557	●D571	E502
All	02-FGC-10 Up to Serial 10420	A522	G586	C545	D561	E502
	From Serial 10421	●A536	●G603	●C557	●D571	E502
All	FGC-15 Up to Serial 10432.....	A522	G586	C545	D561	E502
	From Serial 10439	●A536	●G603	●C557	●D571	E502
All	02-FGC-15 Up to Serial 10461	A522	G586	C545	D561	E502
	From Serial 10462	●A536	●G603	●C557	●D571	E502
All	2FGC-20 Up to Serial 12550	A522	N/A	C545	D561	E502
	From Serial 12551	●A536	N/A	●C557	●D571	E502
All	02-2FGC-20 Up to Serial 12543	A522	N/A	C545	D561	E502
	From Serial 12544	●A536	N/A	●C557	●D571	E502
All	FGC-25 Up to Serial 10344.....	A522	G586	C545	D561	E502
	From Serial 10345	●A536	●G603	●C557	●D571	E502
All	02-FGC-25 Up to Serial 10368	A522	G586	C545	D561	E502
	From Serial 10369	●A536	●G603	●C557	●D571	E502
All	FG-25 Up to Serial 15261	A522	G586	C545	D561	E502
	From Serial 15317	●A536	●G603	●C557	●D571	E502
All	02-FG-25 Up to Serial 15300.....	A522	G586	C545	D561	E502
	From Serial 15303	●A536	●G603	●C557	●D571	E502
All	40-FG-20 Up to Serial 10293.....	A522	G586	C545	D561	E502
	From Serial 10294	●A536	●G603	●C557	●D571	E502
All	42-FG-20 Up to Serial 10383.....	A522	G586	C545	D561	E502
	From Serial 10384	●A536	●G603	●C557	●D571	E502
All	3FG-10, 15, 3FGC-20, 25, 4FGC-20, 25	●A536	●G603	●C557	●D571	E502

UNIVERSAL

PARTS FOR DISTRIBUTORS & COILS											
Year	Cyl.	Volt	Model or Engine	For Distributor Number	Contact Assembly*			Rotor	6 Volt Coil ^{59,60}	12 Volt Coil ^{59,60}	
					Heavy Duty	Heavy Duty Pierced	Con-denser				
1	—		L5 Rotary Tiller	IGW-4407	A70	N/A	G127	N/A	N/A	E40	
2	—		AFT	IGW-4163A, B	A70	N/A	G127	C18	N/A	E40	
4	—		AF	IGW-4116A	A70	N/A	G127	C131	N/A	E40	
6	—		HCS	IGC-4287A, B	A70	N/A	G124	N/A	N/A	E1	E40
				IGC-6002-2B, C	A81	N/A	G124	C123	D103	E1	E40
6	—		AFS.....	IGW-4113D	A70	N/A	G127	N/A	N/A	E1	E40

● A Borg-Warner Brand "P" Version Also Available See Inside Back Cover.

* For Standard Contact Assembly see Conversion Table.

⁵⁹ When Coil Bracket is required, refer to Illustrated Bracket Guide.

⁶⁰ For Epoxy Coils see Conversion Table.

UNIVERSAL — Cont'd

CHARGING SYSTEM PARTS

PARTS FOR MOTOROLA
ALTERNATORS

Alternator No.	Volt	Amp	Voltage Regulator	Brush Set	Positive Diode (3 Used)	Negative Diode (3 Used)
RA24N900D..	24	—	R329	N/A	N/A	N/A

PARTS FOR PRESTOLITE
GENERATORS

Generator No.	Volt	Amp	Voltage Regulator	Voltage Regulator Fuse	Brush Set	Bushing
GFA-4901-2....	6	—	R11	N/A	N/A	N/A

STARTING SYSTEM PARTS

PARTS FOR PRESTOLITE STARTERS

Starter Number	Volts	Starter Switch	Brush Set	Bushings	
				Drive End	Com. End
MAB-4116	12	S72	X326	SB136	SB59
MBG-4124	—	S5	X326	SB136	N/A
MZ-4135	6	S79	X326	SB136	SB59

U.S. MOTORS

PARTS FOR DISTRIBUTORS & COILS

Year	Cyl.	Volt	Model or Engine	For Distributor Number	Contact Assembly*		Con- denser	Cap	Rotor	6 Volt Coil ^{59,60}	12 Volt Coil ^{59,60}
					Heavy Duty	Heavy Duty Pierced					
1962-55	4	6&12	Cont. F-162, Y-91.....	IAD-4037, IAD-6004-1D	A81	N/A	G124 ²	C110	D121	E5	E502 ¹
1962-50	4	6	Cont. Y-91.....	IAD	A81	N/A	G124 ²	C110	D121	E5	N/R
1962-50	6	6	Cont. F-162	IAD-6002-1A	A81	N/A	G124 ²	C123	D103	E5	N/R
1959-50	4	6	Herc. JX4D	IGC-6003C	A81	N/A	G124 ²	C110	D121	E5	N/R
1959-50	4	6&12	All	IGW-4120C-2	A70	N/A	G127	C131	D91B	E5	E502 ¹
1959-50		6	All	IGW-4179	A70	N/A	G127	N/A	N/A	E5	N/R
1959-50	6	6	Herc. RXB.....	IGC-6001C	A81	N/A	G124 ²	C123	D103	E5	N/R
—	4	6	All	IGW-4022	A70	N/A	G127	N/A	N/A	E5	N/R
	4	6	All	IGW-4102-C	A70	N/A	G127	C110	D121	E5	N/R

CHARGING SYSTEM PARTS

PARTS FOR PRESTOLITE GENERATORS

Generator No.	Volt	Amp	Voltage Regulator	Voltage Regulator Fuse	Brush Set	Bushing	Generator No.	Volt	Amp	Voltage Regulator	Voltage Regulator Fuse	Brush Set	Bushing
GAS-4176	6	13	N/A	N/A	X323	N/A	GHD-6001Q.....	6	15	N/A	RF35	X324	GB202
GDY-4107A	12	7	N/A	N/A	X323	N/A	GHD-6001Y.....	6	15	N/A	RF35	X324	GB202
GFA-4901-2.....	6	15	R11	N/A	N/A	N/A	GHH-6001H	12	15	N/A	RF35	X324	GB202
GHD-6001, AB-1	6	15	N/A	RF35	X324	GB202							

* For Standard Contact Assembly see Conversion Table.
¹ If 12 Volt with Resistor use E38 & RU12 Resistor.
² For Strap type use G136.

⁵⁹ When Coil Bracket is required, refer to Illustrated Bracket Guide.
⁶⁰ For Epoxy Coils see Conversion Table.

U.S. MOTORS — Cont'd

STARTING SYSTEM PARTS

PARTS FOR PRESTOLITE STARTERS

Starter Number	Volts	Starter Switch	Brush Set	Bushings		Starter Number	Volts	Starter Switch	Brush Set	Drive End	Com. End
				Drive End	Com. End						
MAB-4085A	6	N/A	X327	SB136 ²⁵	SB59	MZ-4046	6	S57	X326	SB64 ²⁵	SB59
MBJ-4110	12	S72	N/A	SB136	SB59	MZ-4063	6	S79 ⁴⁸	X326	N/A	SB59
MCL-6009B	6	N/A	X326	SB136	N/A	MZ-4138	6	S79	X326	SB64 ²⁵	SB59
ML-4327	12	S62	X329	SB140	SB139						

VERSATILE MANUFACTURING

CHARGING SYSTEM PARTS

PARTS FOR DELCO-REMY ALTERNATORS

Alternator No.	Volt	Amp	Voltage Regulator	Brush Set	Positive Diode (3 Used)	Negative Diode (3 Used)	Alternator No.	Volt	Amp	Voltage Regulator	Brush Set	Positive Diode (3 Used)	Negative Diode (3 Used)
1103141	12	72	R279	N/A	SC5 ²⁷	SC113 ²⁸	1117481	12	90	R716	N/R	SC117 ⁴	SC228 ²⁸
1105175	12	72	●R291	X359	SC111 ⁴	SC113 ²⁸	1117732	12	90	R279	N/A	N/A	N/A
1105423	12	72	●R291	X359	SC111 ⁴	SC113 ²⁸	10479930	12	85	●R291	N/A	N/A	SC113 ²⁸
1105609	12	85	●R291	N/A	N/A	SC113 ²⁸							

STARTING SYSTEM PARTS

PARTS FOR DELCO-REMY STARTERS

Starter Number	Volts	Starter Switch	Brush Set	Bushings		Starter Number	Volts	Starter Switch	Brush Set	Drive End	Com. End
				Drive End	Com. End						
1113276	12	S5125	X615	SB206	N/A	1990337	12	S5019 ⁵⁷	X395	SB165	SB148
1113593	12	S941	X322	SB201	N/A	1990352	12	S5019 ⁵⁷	X395	SB165	SB148
1113644	12	S120 ⁴⁴	X291	SB148	SB138	1990379	12	S5019 ⁵⁷	X395	SB165	SB148
1114814	12	S725 ⁴²	N/A	SB165	N/A	1990420	12	S5019 ⁵⁷	X395	SB165	SB148
1114823	12	S725 ⁴²	SC168	N/A	N/A	1990483	24	S5021 ⁵⁸	X396	SB165	SB148
1114897	12	S725 ⁴²	SC168	N/A	N/A	1993886	12	S5131	X397	SB148	SB148
1114961	12	S725 ⁴²	X322	N/A	N/A	1998378	12	S941	X322	SB201	N/A
1990237	24	S726 ⁴³	X400	SB165	N/A	10478911	24	S726 ⁴³	X400	SB165	N/A
1990269	24	S726 ⁴³	X400	SB165	N/A						

● A Borg-Warner Brand "P" Version Also Available See Inside Back Cover.

⁴ This unit is a Rectifier Bridge.

²⁵ Also use SB136 Intermediate Bushing.

²⁷ AC9 is a Rectifier Bridge; also use SC124 Kit.

²⁸ This unit is a Diode Trio.

⁴² Use SR13 for Solenoids w/Oval Face Plate; SR26 for Solenoids w/Square Face Plate.

⁴³ Use SR14 for Solenoids w/Oval Face Plate; SR27 for Solenoids w/Square Face Plate.

⁴⁴ For Solenoid Repair Kit use SR24.

⁴⁸ Use S5 if Manual Starter Switch.

⁵⁷ For Solenoid Repair Kit use SR29.

⁵⁸ For Solenoid Repair Kit use SR30.

VERSATILE MFG. — Cont'd

STARTING SYSTEM PARTS — Cont'd

STARTER DRIVES

Starter Number	Part No.	Starter Number	Part No.
1113276.....	SD1649	1990337.....	SD486
1113593.....	SD302	1990352.....	SD486
1114814.....	SD486	1990379.....	SD489
1114823.....	SD489	1990420.....	SD486
1114897.....	SD486	1990483.....	SD486
1114961.....	SD486	1993886.....	SD914
1990237.....	SD486	1998378.....	SD282
1990269.....	SD486	10478911.....	SD486

VOLKSWAGEN

PARTS FOR DISTRIBUTORS & COILS

Year	Cyl.	Volt	Model or Engine	Distributor Number	Contact Assembly*				Rotor	6 Volt Coil ^{59,60}	12 Volt Coil ^{59,60}
					Standard	Pierced	Con- denser	Cap			
4/73-8/75	4	6&12	Type 126A (1M126 Eng.)	178003	●A520	N/A	N/A	●C546	●D563	N/A	N/A
11/72-8/75	4	6&12	Type 122/2 (1M122 Eng.)	178003	●A520	N/A	N/A	●C546	●D563	N/A	N/A
11/72-8/75	4	12	Type 122/2 (1M122 Eng.), Type 126/A (1M126 Eng.)	117009	●A520	N/A	N/A	●C546	●D563	N/R	N/A
7/71-8/75	4	12	Type 127 (1M127 Eng.)	117007	●A520	N/A	N/A	●C546	●D563	N/R	N/A
1/6/-6573	4	6	Type 126/A (1M126 Eng.)	129010	A501	N/A	G582	C520	D619	N/A	N/R
11/72-3/73	4	12	Type 126/A (1M126 Eng.)	178003	●A520	N/A	N/A	●C546	●D563	N/R	E502
6/69-10/72	4	6&12	Type 126/A (1M126 Eng.)	117007	●A520	N/A	N/A	N/A	●D563	N/A	N/A
5/69-10/72	4	6&12	Type 122/2 (1M122 Eng.)	117007	●A520	N/A	N/A	N/A	●D563	N/A	N/A
1/10-65/72	4	6&12	Type 122/2 (1M122 Eng.)	129010	A501	N/A	G582	C520	D619	N/A	N/A
1/10-65/72	4	12	Type 126/A (1M126 Eng.)	129010	A501	N/A	G582	C520	D619	N/R	E502

CHARGING SYSTEM PARTS

PARTS FOR BOSCH ALTERNATORS & GENERATORS

Generator No.	Volt	Amp	Voltage Regulator	Voltage Regulator Fuse	Brush Set	Bushing
0101206029...	6	—	R580	RF35	X504	N/A
0101206116...	12	—	R582	N/A	X504	N/A
0120400721...	12	—	R588	N/R	X518	N/A

● A Borg-Warner Brand "P" Version Also Available See Inside Back Cover.

* For Standard Contact Assembly see Conversion Table.

⁵⁹ When Coil Bracket is required, refer to Illustrated Bracket Guide.

⁶⁰ For Epoxy Coils see Conversion Table.

VOLKSWAGEN — Cont'd

STARTING SYSTEM PARTS

PARTS FOR BOSCH STARTERS

Starter Number	Volts	Starter Switch	Brush Set	Bushings		Starter Number	Volts	Starter Switch	Brush Set	Drive End	Com. End
				Drive End	Com. End						
0001204004	—	N/A	X567	N/A	N/A	0001208006	—	N/A	X512	N/A	N/A
0001204005	—	N/A	X567	N/A	N/A	0001208007	—	N/A	X512	N/A	N/A
0001207001	6	S576	X522	N/A	N/A	0001211998	12	S523	X522	N/A	N/A
0001207015	6	S576	X522	N/A	N/A	0001310007	6	S908	X522	N/A	N/A

WABCO

CHARGING SYSTEM PARTS

PARTS FOR DELCO-REMY ALTERNATORS

Alternator No.	Volt	Amp	Voltage Regulator	Brush Set	Diode		Alternator No.	Volt	Amp	Voltage Regulator	Brush Set	Diode	
					(3 Used)	(3 Used)						(3 Used)	(3 Used)
1100061	—	30	N/A	X302	SC2P	SC2N	1107069	24	75	●R291	N/R	SC5 ²⁷	SC113 ²⁸
1102920	12	42	●R291	X359	SC5 ²⁷	SC113 ²⁸	1117248	24	50	●R291	N/R	SC5 ²⁷	SC113 ²⁸
1102921	12	61	●R291	X359	SC5 ²⁷	SC113 ²⁸	1117644	24	35	R987	N/R	SC5 ²⁷	N/A
1103116	12	42	●R291	X359	SC5 ²⁷	SC113 ²⁸	19010000	24	75	R987	N/R	SC2P	SC2N
1103133	12	42	●R291	X359	SC5 ²⁷	SC113 ²⁸	19010001	24	50	R987	N/R	SC2P	SC2N
1105422	12	42, 61	●R291	X359	SC111 ⁹	SC113 ²⁸							

STARTING SYSTEM PARTS

PARTS FOR DELCO-REMY STARTERS

Starter Number	Volts	Starter Switch	Brush Set	Bushings		Starter Number	Volts	Starter Switch	Brush Set	Drive End	Com. End
				Drive End	Com. End						
1109553	24	S726 ⁴³	X401	SB165	N/A	1114891	12	S725 ⁴²	SC168	N/A	N/A
1109759	24	S726 ⁴³	X401	N/A	N/A	1114913	12	S725 ⁴²	SC168	N/A	N/A
1113955	24	S726 ⁴³	X306 ²⁰	N/A	SB141	1990264	24	S726 ⁴³	X400	SB165	N/A
1113993	24	S726 ⁴³	X306 ²⁰	N/A	N/A	1990269	24	S726 ⁴³	X400	SB165	N/A
1114086	12	S725 ⁴²	X306 ²⁰	N/A	SB141	1990453	24	S5021 ⁵⁸	X396	SB165	SB148
1114092	12	S725 ⁴²	X306 ²⁰	N/A	SB141	1990456	24	S5021 ⁵⁸	X396	SB165	SB148
1114854	24	S726 ⁴³	X322	N/A	N/A	1990483	24	S5021 ⁵⁸	X396	SB165	SB148
1114859	24	S726 ⁴³	X322	N/A	N/A	10478911	24	S726 ⁴³	X400	SB165	N/A

STARTER DRIVES

Starter Number	Part No.	Starter Number	Part No.
1109553	SD486	1114859	SD489
1109759	SD486	1114891	SD486
1113955	SD486	1114913	SD486
1113993	SD489	1990264	SD486
1114086	SD486	1990269	SD486
1114092	SD486	1990453	SD489
1114854	SD486	1990456	SD486

● A Borg-Warner Brand "P" Version Also Available See Inside Back Cover.

⁹ For Resistor use RU2.

²⁰ Starters require various number of Brushes, order as needed.

²⁷ AC9 is a Rectifier Bridge; also use SC124 Kit.

²⁸ This unit is a Diode Trio.

⁴² Use SR13 for Solenoids w/Oval Face Plate; SR26 for Solenoids w/Square Face Plate.

⁴³ Use SR14 for Solenoids w/Oval Face Plate; SR27 for Solenoids w/Square Face Plate.

⁵⁸ For Solenoid Repair Kit use SR30.

WABCO — Cont'd

STARTING SYSTEM PARTS — Cont'd

STARTER DRIVES — Cont'd

Starter Number	Part No.	Starter Number	Part No.
1990483.....	SD486	10478911	SD486

WAUKESHA

PARTS FOR DISTRIBUTORS & COILS

Year	Cyl.	Volt	Model or Engine	For Distributor Number	Contact Assembly*				Rotor	6 Volt Coil ^{59,60}	12 Volt Coil ^{59,60}
					Heavy Duty	Heavy Duty Pierced	Con-denser	Cap			
1983-82	4	12	D-176GA Eng.	IDU-4403B	N/R	N/R	N/R	C207	D181	N/R	●E30
1983-79	6	12	F-817G, F-1197G Engs.	1112465	A103M	●A109V	●G126	●C168	●D152	N/R	E40
1983-79	6	24	F-817G, F-1197G Engs.	1112791	A40H	A40V	G102A	N/A	N/A	N/R	N/R
1981	4	12	D-176GA Eng.	IDU-4403B	N/R	N/R	N/R	C207	D181	N/R	●E30
1978-75	4	12	VRG-155.....	1112470	A103M	●A109V	●G126	C167	●D152	N/R	E40
1978-75	6	12	F-817G, 1197G Standard .. w/Tach Drive	1112465	A103M	●A109V	●G126	●C168	●D152	N/R	E40
				1111302, 1112791	A40H	A40V	G102A	N/A	N/A	N/R	E40
1974	6	12	F-817G Standard	1112465	A103M	●A109V	●G126	●C168	●D152	N/R	E40
				1111302, 1112791	A40H	A40V	G102A	N/A	N/A	N/R	E40
				1111415	A40H	A40V	G102A	N/A	N/A	N/R	E40
1974-72	4	12	18 GKB.....	1112463, 70	A103M	●A109V	●G126	C167	●D152	N/R	E40
1974-72	6	12	F-1197G Standard..... w/Tach Drive	1112465	A103M	●A109V	●G126	●C168	●D152	N/R	E40
				1111302, 1112791	A40H	A40V	G102A	N/A	N/A	N/R	E40
				1111415	A40H	A40V	G102A	N/A	N/A	N/R	E40
1973-72	4	12	FC-4	1112455	A103M	●A109V	●G126	C167	●D152	N/R	E40
1973-68	4	12	H-1077G.....	1111697, 1112459	A103M	●A109V	●G126	C167	●D152	N/R	E40
				1112465	A103M	●A109V	●G126	●C168	●D152	N/R	E40
1973-68	6	12	F-554G, F-8176 Standard.. w/Tach. Drive.....	1111302, 1112791	A40H	A40V	G102A	N/A	N/A	N/R	E40
				1112465	A103M	●A109V	●G126	●C168	●D152	N/R	E40
1973-68	8	12	H-844	1110629, 34	A61	N/A	G102A	N/A	D80	N/R	E40
1975-59	4	6&12	IC Series	IGW-4301	A70	N/A	G127	N/A ⁷	D91B	E5	E502 ¹
1971-68	4	12	FC Series C.W. Rotation ... C.C.W. Rotation	1112455	A103M	●A109V	●G126	C167	●D152	N/R	E40
				1112575	A40H	A40V	G102A	C150	D10	N/R	E40
1971-68	4	12	ICK	1111707	A40H	A40V	G102A	C150	N/A	N/R	E40
1971-68	4	12	180 DCK, GKB.....	1112463, 70	A103M	●A109V	●G126	C167	●D152	N/R	E40
1971-68	6	12	135 GZ.....	1112462	A103M	●A109V	●G126	●C168	●D152	N/R	E40
1971-68	6	12	283G	1112619	A40H	A40V	G102A	C16	D10	N/R	E40
1970-68	6	12	2656, 283 Cast Iron Hsg. . Aluminum Housing.....	1112619	A40H	A40V	G102A	C16	D10	N/R	E40
				1112682	A103M	●A109V	●G126	●C168	●D152	N/R	E40
1970-68	6	12	320G, LPG	1112687, 96	A103M	●A109V	●G126	●C168	●D152	N/R	E40

● A Borg-Warner Brand "P" Version Also Available See Inside Back Cover.

* For Standard Contact Assembly see Conversion Table.

¹ If 12 Volt with Resistor use E38 & RU12 Resistor.

⁷ Also use C21A Cap Cover.

⁵⁹ When Coil Bracket is required, refer to Illustrated Bracket Guide.

⁶⁰ For Epoxy Coils see Conversion Table.

WAUKESHA — Cont'd

PARTS FOR DISTRIBUTORS & COILS — Cont'd

Year	Cyl.	Volt	Model or Engine	For Distributor Number	Contact Assembly*					6 Volt Coil ^{59,60}	12 Volt Coil ^{59,60}
					Heavy Duty	Heavy Duty Pierced	Con-denser	Cap	Rotor		
1970-68	6	12	F-1197G Standard.....	1112465	A103M	●A109V	●G126	●C168	●D152	N/R	E40
			w/Tach. Drive.....	1111302, 1112791	A40H	A40V	G102A	N/A	N/A	N/R	E40
1967	4	12	FC Series 2 ¹⁷ / ₃₂ " Bowl.....	625F	A124H	N/A	G102A	C77	D8	N/R	E40
			3 ¹ / ₄ " Bowl.....	1111712	A40H	A40V	G102A	C150	N/A	N/R	E40
1967	4	12	180.....	1112618, 27	A40H	A40V	G102A	C150	D10	N/R	E40
1967	6	12	135.....	1111747	A40H	A40V	G102A	C16	D10	N/R	E40
1967	6	12	190, 195GK, F320G.....	1111731	A40H	A40V	G102A	C16	N/A	N/R	E40
1967	6	12	195GK, F-230G.....	1112563	A40H	A40V	G102A	C16	N/A	N/R	E40
1967	6	12	265G.....	1112682	A103M	●A109V	●G126	●C168	●D152	N/R	E40
1967	6	12	F283.....	1112619	A40H	A40V	G102A	C16	D10	N/R	E40
1967	6	12	F-554G; 817G Standard....	1111775	A40H	A40V	G102A	N/A	N/A	N/R	E40
			w/Tach. Drive.....	1111302, 1112791	A40H	A40V	G102A	N/A	N/A	N/R	E40
			Mag. Repl.	1111415	A40H	A40V	G102A	N/A	N/A	N/R	E40
1967	8	12	H-884.....	1110629	A61	N/A	G102A	N/A	D80	N/R	E40
1967-66	4	6&12	FC Series.....	IGW-4303	A70	N/A	G127	N/A	D91B	E5	E502 ¹
1966	6	12	F-554G Standard.....	1111775	A40H	A40V	G102A	N/A	N/A	N/R	E40
			w/Tach. Drive.....	1111302, 1112791	A40H	A40V	G102A	N/A	N/A	N/R	E40
			Mag. Repl.	1111415	A40H	A40V	G102A	N/A	N/A	N/R	E40
1966-65	6	12	F-265G.....	1111702, 31	A40H	A40V	G102A	C16	N/A	N/R	E40
1966-65	6	12	F-265G, 283.....	1112619	A40H	A40V	G102A	C16	D10	N/R	E40
1966-65	6	12	F-817G Standard.....	1111777	A40H	A40V	G102A	N/A	N/A	N/R	E40
			w/Tach. Drive.....	1111302, 1112791	A40H	A40V	G102A	N/A	N/A	N/R	E40
			Mag. Repl.	1111415	A40H	A40V	G102A	N/A	N/A	N/R	E40
1966-65	6	12	F-1197.....	1111747	A40H	A40V	G102A	C16	D10	N/R	E40
1966-63	4	12	FC-4 2 ¹⁷ / ₃₂ " Bowl.....	625F	A124H	N/A	G102A	C77	D8	N/R	E40
			3 ¹ / ₄ " Bowl.....	1111712	A40H	A40V	G102A	C150	N/A	N/R	E40
1966-63	4	12	180.....	1112618, 27	A40H	A40V	G102A	C150	D10	N/R	E40
1966-63	6	12	135.....	1111747	A40H	A40V	G102A	C16	D10	N/R	E40
1966-63	6	12	190.....	1112682	A103M	●A109V	●G126	●C168	●D152	N/R	E40
1966-63	6	12	190, 195, 197.....	1111702, 31	A40H	A40V	G102A	C16	N/A	N/R	E40
1966-63	6	12	195, 197.....	1112563	A40H	A40V	G102A	C16	N/A	N/R	E40
1966-63	8	12	H-570, 884 Roiline.....	1110629	A61	N/A	G102A	N/A	D80	N/R	E40
1965	6	12	140GZ Standard.....	1111775	A40H	A40V	G102A	N/A	N/A	N/R	E40
			w/Tach. Drive.....	1111302, 1112791	A40H	A40V	G102A	N/A	N/A	N/R	E40
			Mag. Repl.	1111415	A40H	A40V	G102A	N/A	N/A	N/R	E40
1965-59	4	6&12	FC, FCS, FS-14.....	IGW-4301	A70	N/A	G127	N/A ⁷	D91B	E5	E502 ¹
1964-63	6	12	140GZ, 145GZ Standard ...	1111775	A40H	A40V	G102A	N/A	N/A	N/R	E40
			w/Tach. Drive.....	1112298, 1112791	A40H	A40V	G102A	N/A	N/A	N/R	E40
			Mag. Repl.	1111415	A40H	A40V	G102A	N/A	N/A	N/R	E40
1964-63	6	12	185 w/Coupling Drive.....	1111702	A40H	A40V	G102A	C16	N/A	N/R	E40
			w/13 Tooth Gear.....	1112587	A40H	A40V	G102A	C16	D10	N/R	E40

● A Borg-Warner Brand "P" Version Also Available See Inside Back Cover.

* For Standard Contact Assembly see Conversion Table.

¹ If 12 Volt with Resistor use E38 & RU12 Resistor.

⁷ Also use C21A Cap Cover.

⁵⁹ When Coil Bracket is required, refer to Illustrated Bracket Guide.

⁶⁰ For Epoxy Coils see Conversion Table.

WAUKESHA — Cont'd

PARTS FOR DISTRIBUTORS & COILS — Cont'd

Year	Cyl.	Volt	Model or Engine	For Distributor Number	Contact Assembly*			Cap	Rotor	6 Volt Coil ^{59,60}	12 Volt Coil ^{59,60}
					Heavy Duty	Heavy Duty Pierced	Con-denser				
1964-63	6	12	F-283	1112619	A40H	A40V	G102A	C16	D10	N/R	E40
1964-63	6	12	F-1197 Standard	1111747	A40H	A40V	G102A	C16	D10	N/R	E40
			w/Tach. Drive	1112791	A40H	A40V	G102A	N/A	N/A	N/R	E40
1959-50	4	6&12	IC Series	IGW-4118A	A70	N/A	G127	C131	D91B	E5	E502 ¹

CHARGING SYSTEM PARTS

PARTS FOR DELCO-REMY ALTERNATORS

Alternator No.	Volt	Amp	Voltage Regulator	Brush Set	Positive Diode (3 Used)	Negative Diode (3 Used)	Alternator No.	Volt	Amp	Voltage Regulator	Brush Set	Positive Diode (3 Used)	Negative Diode (3 Used)
1100499	12	18	●R291	X303	SC5 ²⁷	SC113 ²⁸	1117071	24	60	R294	N/A	N/A	N/A
1100578	12	37	●R291	X303	SC5 ²⁷	SC113 ²⁸	1117072	24	60	R294	N/A	N/A	N/A
1100579	12	42	●R291	X303	SC5 ²⁷	SC113 ²⁸	1117098	32	60	R694	N/A	N/A	N/A
1100629 ²⁶	12	42	R310	X285	SC2P	SC2N	1117115	12	105	R310	N/A	N/A	N/A
1100689 ²⁶	12	42	R310	X302	SC2P	SC2N	1117128	12	130	R293	N/A	N/A	N/A
1100690 ²⁶	12	55	R310	X302	SC2P	SC2N	1117228	12	75	R323	N/R	SC2P	SC2N
1100720	12	32	R310	X302	SC2P	SC2N	1117236	24	50	R697	N/R	SC2P	SC2N
1100748 ²⁶	24	40	R294	X302	SC2P	SC2N	1117242	12	75	R323	N/R	SC2P	SC2N
1100751 ²⁶	12	22	R310	X302	SC2P	SC2N	1117246	24	50	N/A	N/R	SC2P	SC2N
1100812 ²⁶	12	22	R310	X302	SC2P	SC2N	1117248	24	50	R697	N/R	SC2P	SC2N
1100827 ²⁶	12	22	R310	X302	SC2P	SC2N	1117733	32	60	N/A	N/R	N/A	SC228 ²⁸
1102925	12	42	●R291	X359	SC5 ²⁷	SC113 ²⁸	1117734	24	60	R987	N/R	N/A	SC228 ²⁸
1102348	24	40	R322	X303	SC5 ²⁷	SC113 ²⁸	1117738	12	62	R716	N/R	N/A	SC228 ²⁸
1103138	12	42	R279	X359	SC5 ²⁷	SC113 ²⁸	1117756	12	62	R293	X355	N/A	N/A
1105072	12	42	●R291	X359	SC111 ⁴	SC113 ²⁸	1117760	12	55	R293	X368	N/A	N/A
1105076	12	18	●R291	X312	SC111 ⁴	SC113 ²⁸	1117772	24	45	R294	X355	N/A	N/A
1105422	12	37,					1117773	32	45	R694	X355	N/A	N/A
		42	●R291	X359	SC111 ⁴	SC113 ²⁸	19010001	24	50	R987	N/R	SC2P	SC2N
1105510	24	40	N/A	X359	SC111 ⁴	SC113 ²⁸	19010003	12	75	R716	N/R	SC2P	SC2N
1117070	12	60	R293	N/A	N/A	N/A							

PARTS FOR MOTOROLA ALTERNATORS

Alternator No.	Volt	Amp	Voltage Regulator	Brush Set	Positive Diode (3 Used)	Negative Diode (3 Used)
RA12N451	12	—	R326	N/A	N/A	N/A

PARTS FOR DELCO-REMY GENERATORS

Generator No.	Volt	Amp	Voltage Regulator	Voltage Regulator Fuse	Brush Set	Bushing	Generator No.	Volt	Amp	Voltage Regulator	Voltage Regulator Fuse	Brush Set	Bushing
1100541	6	8	R195	RF35	X349	GB203	1101419	6	11	R193	RF35	X360	GB203
1100953	12	10	R197	RF35	X348	GB203	1101751	12	7	N/A	N/A	X291	GB203
1100973	12	17	N/A	N/A	X349	GB203	1102009	12	30	R153	RF35	X270	N/A
1101006	12	10	R199	N/A	X349	GB203	1102013	12	30	R153	RF35	X270	N/A
1101013	12	10	R199	N/A	X349	GB203							

● A Borg-Warner Brand "P" Version Also Available See Inside Back Cover.

* For Standard Contact Assembly see Conversion Table.

¹ If 12 Volt with Resistor use E38 & RU12 Resistor.

⁴ This unit is a Rectifier Bridge.

²⁶ This unit also uses G80 Alternator Capacitor.

²⁷ AC9 is a Rectifier Bridge; also use SC124 Kit.

²⁸ This unit is a Diode Trio.

⁵⁹ When Coil Bracket is required, refer to Illustrated Bracket Guide.

⁶⁰ For Epoxy Coils see Conversion Table.

WAUKESHA — Cont'd

CHARGING SYSTEM PARTS — Cont'd

PARTS FOR DELCO-REMY GENERATORS — Cont'd

Generator No.	Volt	Amp	Voltage Regulator	Voltage Regulator Fuse	Brush Set	Bushing	Generator No.	Volt	Amp	Voltage Regulator	Voltage Regulator Fuse	Brush Set	Bushing
1102023	12	25	R308(P)	RF35	N/A	N/A	1102738	6	30	R129(P)	RF35	N/A	N/A
1102033	12	30	R153	RF35	X270	N/A	1105915	12	26	R117(N)	RF45	X228	GB203
1102209	12	20	R153	RF35	X270	N/A				R308(P)	RF35	N/A	N/A
1102213	12	20	R308(P)	RF35	X270	N/A	1105963	24	10	R319(N)	N/A	X228	N/A
1102214	12	20	R308(P)	RF35	X270	N/A	1105988	24	18	R318(P)	N/A	X353	N/A
1102228	12	30	R153	RF35	X270	N/A	1106826	12	50	R321	N/A	X353	N/A
1102340	12	14	R317	N/A	X270	N/A	1106828	12	40	R187	N/A	X263	N/A
1102422	6	18	R193	RF35	N/A	N/A	1106892	24	20	R236	RF45	X263	N/A
1102511	12	40	N/A	N/A	X360	N/A				R311	N/A	X263	N/A

PARTS FOR PRESTOLITE GENERATORS

Generator No.	Volt	Amp	Voltage Regulator	Voltage Regulator Fuse	Brush Set	Bushing
GBM-4613A-1	6	15	R11	N/A	X324	GB200
GBM-4614A-1	6	15	R12	N/A	X324	GB200
GBM-4804B-5	6	15	R11	N/A	X324	GB200
GBM-4814A-1	6	18	N/A	N/A	X324	GB200

STARTING SYSTEM PARTS

PARTS FOR DELCO-REMY STARTERS

Starter Number	Volts	Starter Switch	Brush Set	Bushings		Starter Number	Volts	Starter Switch	Brush Set	Bushings	
				Drive End	Com. End					Drive End	Com. End
1107180	6	N/A	X265	SBO	N/A	1109427	12	●S100 ⁴⁷	X265	SB65	N/A
1107249 ³⁰	12	●S100 ⁴⁷	X358	N/A ²⁴	SB138	1109830	24	S726 ⁴³	X401	SB165	N/A
1107256	12	N/A	X358	SB65 ²⁴	SB138	1109841	24	S726 ⁴³	X401	SB165	N/A
1107257	12	N/A	X265	SB137 ²⁴	N/A	1109962	24	S726 ⁴³	X401	SB131	N/A
1107290 ³⁰	12	●S100 ⁴⁷	X265	N/A ²⁴	N/A	1109964	32	S728	X401	SB131	N/A
1107477	6	N/A	X265	SB137	SB138	1109978	24	S726 ⁴³	X401	SB131	N/A
1107513	12	N/A	X291	SB137 ²⁴	SB138	1113017	12	N/A	X291	N/A ²⁴	SB138
1107515	24	N/A	X291	N/A ²⁴	SB138	1113019	12	N/A	X291	N/A ²⁴	SB138
1107535	12	S88 ³⁶	X291	N/A ²⁴	SB138	1113021	12	N/A	X291	N/A ²⁴	SB138
1107539 ³⁰	12	●S100 ⁴⁷	X291	N/A ²⁴	N/A	1113121	12	S120 ⁴⁴	X291	SB148	N/A
1107570	12	N/A	X291	SB137 ²⁴	N/A	1113174	24	N/A	N/A	SB148	SB138
1107588 ³⁰	12	●S100 ⁴⁷	X291	N/A ²⁴	N/A	1113228	12	S120 ⁴⁴	X362	SB148	N/A
1107705	12	N/A	X358	SBO	N/A	1113242	24	S610	N/A	SB148	N/A
1107756	12	S72	X265	SBO	N/A	1113273	12	S5125	X615	SB206	N/A
1107848	12	S72	X265	SB0 ²⁴	N/A	1113281	12	S5125	X615	SB206	N/A
1107851	12	N/A	X265	SB137 ²⁴	N/A	1113288	12	S5157	X615	SB206	N/A
1107857 ³⁰	12	●S100 ⁴¹	X291	N/A ²⁴	N/A	1113308	12	N/A	X291	N/A	SB138
1108090	6	N/A	X265	SBO	N/A	1113322	12	N/A	X291	N/A	SB138
1108342	12	N/A	X358	SBO	N/A	1113336	24	S610	N/A	N/A	SB138
1109272	12	●S100 ⁴⁷	X291	SB201	N/A	1113337	24	S116	N/A	N/A	SB138
1109279	32	S728	X401	SB165	N/A	1113353	24	S726 ⁴³	N/A	SB131	SB138

● A Borg-Warner Brand "P" Version Also Available See Inside Back Cover.

²⁴ Also use SB135 Intermediate Bushing.
³⁰ This unit also uses SC212 Starter Lever.
³⁶ For Solenoid Repair Kit use SR12.
⁴¹ For Solenoid Repair Kit use SR10.

⁴³ Use SR14 for Solenoids w/Oval Face Plate; SR27 for Solenoids w/Square Face Plate.

⁴⁴ For Solenoid Repair Kit use SR24.
⁴⁷ For Solenoid Repair Kit use SR16.
(P) Positive Ground.
(N) Negative Ground.

WAUKESHA — Cont'd

STARTING SYSTEM PARTS — Cont'd

PARTS FOR DELCO-REMY STARTERS — Cont'd

Starter Number	Volts	Starter Switch	Brush Set	Bushings		Starter Number	Volts	Starter Switch	Brush Set	Bushings	
				Drive End	Com. End					Drive End	Com. End
1113373	12	S120 ⁴⁴	X291	SB148	SB138	1990269	24	S726 ⁴³	X400	SB165	N/A
1113376	12	S120 ⁴⁴	X291	SB148	SB138	1990270	24	S726 ⁴³	X400	SB165	N/A
1113377	12	S120 ⁴⁴	X291	SB148	SB138	1990275	32	S728	X400	SB165	N/A
1113380	12	S120 ⁴⁴	X291	SB148	SB138	1990317	—	N/A	X397	SB148	SB148
1113403	24	S726 ⁴³	N/A	N/A	N/A	1990327	24	S726 ⁴³	X397	SB148	SB148
1113416	12	S674	X362	SB148	N/A	1990332	24	S5020 ⁵⁸	X398	SB148	SB148
1113417	12	S674	X362	SB148	N/A	1990336	—	N/A	X397	SB148	SB148
1113424	12	S674	X362	SB148	N/A	1990456	24	S5021 ⁵⁸	X396	SB165	SB148
1113494	12	S674	X362	SB148	SB138	1990468	12	S5019 ⁵⁷	X395	SB165	SB148
1113536	24	S726 ⁴³	N/A	SB165	N/A	1990483	24	S5021 ⁵⁸	X396	SB165	SB148
1113621	12	N/A	X291	N/A	SB138	1990490	12	S5019 ⁵⁷	X395	SB165	SB148
1113635	12	S120 ⁴⁴	X291	SB148	N/A	1993742	24	S5020 ⁵⁸	X398	SB148	SB148
1113639	12	S120 ⁴⁴	X291	SB148	N/A	1993764	—	N/A	X397	SB148	SB148
1113645	12	S725 ⁴²	X291	SB131	N/A	1993871	12	S5131	X397	SB148	SB148
1113825	24	S726 ⁴³	X306 ²⁰	SB131	SB141	1993885	12	S5131	X397	SB148	SB148
1113853	24	S726 ⁴³	X306 ²⁰	SB131	SB141	1993891	24	N/A	X397	SB148	SB148
1113899	32	S728	X306 ²⁰	SB131	SB141	1993898	12	S5131	X397	SB148	SB148
1113911	32	S728	X306 ²⁰	SB131	SB141	1993902	24	S5146	X398	SB148	SB148
1114068	12	S725 ⁴²	X347 ²⁰	N/A	SB141	1998218	12	●S100 ⁴⁷	X265	SB65	N/A
1114072	12	S725 ⁴²	X347 ²⁰	SB131	SB141	1998302	12	S682	X265	SB201	N/A
1114114	12	S725 ⁴²	X306 ²⁰	SB131	SB141	1998328	12	S682	X265	SB201	N/A
1114891	12	S725 ⁴¹	X377	SB165	N/A	1998330	12	S941	X322	SB201	N/A
1114903	24	S726 ⁴³	N/A	SB165	N/A	1998378	12	S941	X322	SB201	N/A
1114924	32	S728	N/A	SB165	N/A	10455316	12	S941	X265	SB201	N/A
1990236	24	S726 ⁴³	X400	SB165	N/A	10478874	24	S726 ⁴³	X400	SB165	N/A
1990246	32	S728	X400	SB165	N/A	10478885	32	S728	X400	SB165	N/A
1990265	24	S726 ⁴³	X400	SB165	N/A	10478911	24	S726 ⁴³	X400	SB165	N/A

PARTS FOR PRESTOLITE STARTERS

Starter Number	Volts	Starter Switch	Brush Set	Bushings	
				Drive End	Com. End
MAK-4023	6	S5	N/A	N/A	N/A
MAK-4030	6	S5	N/A	N/A	N/A
MBE-4001	12	S79	N/A	N/A	N/A
MZ-4077	6	S5	X326	SB136	SB59

STARTER DRIVES

Starter Number	Part No.	Starter Number	Part No.
1107180	SD135	1113373	SD282
1107256	SD135	1113376	SD282
1107257	SD135	1113377	SD282
1107588	SD282	1113380	SD282
1107705	SD568	1113403	SD489
1108090	SD135	1113416	SD282
1109272	SD282	1113417	SD282
1109279	SD486	1113424	SD282
1109841	SD486	1113494	SD282
1109978	SD486	1113536	SD489
1113353	SD489	1113635	SD282

● A Borg-Warner Brand "P" Version Also Available See Inside Back Cover.

²⁰ Starters require various number of Brushes, order as needed.

⁴¹ For Solenoid Repair Kit use SR10.

⁴² Use SR13 for Solenoids w/Oval Face Plate; SR26 for Solenoids w/Square Face Plate.

⁴³ Use SR14 for Solenoids w/Oval Face Plate; SR27 for Solenoids w/Square Face Plate.

⁴⁴ For Solenoid Repair Kit use SR24.

⁴⁷ For Solenoid Repair Kit use SR16.

⁵⁷ For Solenoid Repair Kit use SR29.

⁵⁸ For Solenoid Repair Kit use SR30.

WAUKESHA — Cont'd

STARTING SYSTEM PARTS — Cont'd

STARTER DRIVES — Cont'd

Starter Number	Part No.	Starter Number	Part No.
1113639	SD282	1990270	SD486
1113645	SD486	1990275	SD486
1113825	SD486	1990456	SD486
1113899	SD486	1990468	SD486
1113911	SD486	1990483	SD486
1114072	SD486	1990490	SD486
1114114	SD489	1998218	SD282
1114891	SD486	1998328	SD282
1114924	SD486	1998378	SD282
1990246	SD486	10478885	SD486
1990269	SD486	10478911	SD486

WHITE (Industrial Division)

PARTS FOR DISTRIBUTORS & COILS

Year	Cyl.	Volt	Model or Engine	For Distributor Number	Contact Assembly*			Cap	Rotor	6 Volt Coil ^{59,60}	12 Volt Coil ^{59,60}
					Heavy Duty	Heavy Duty Pierced	Con-denser				
1983	4	12	Model Info. Not Available	IDU-4407	N/R	N/R	N/R	C207	D181	N/R	●E30
1983-80	4	12	G1400	IDN-4009	N/R	N/R	N/R	C201	D177	N/R	●E30
1983-80	4	6&12	G1600	IAD-6013C	A81	N/A	G124 ²	C110	N/A	E5	E502 ¹
1982	4	12	Lift Truck	IBT-4702	A105	N/A	G124	C202	D141	N/R	E502 ¹
1981-80	—	6&12	G1600	IBT-4408	A102V	N/A	G124	N/A	D179	E5	E502 ¹
1981-77	4	12	Lift Truck	IBT-4702	A105	N/A	G124	C202	D141	N/R	E502 ¹
1981-75	4	12	MA20, 25, 30 Lift Truck	1112487	A103M	●A109V	●G126	N/A	●D152	N/R	E40
1981-75	6	12	MA60H, 70, 80, 90, 100, 120 Lift Truck	1112444	A103M	●A109V	●G126	N/A	●D152	N/R	E40
1978-77	4	12	G-1600 Forklift	IAD-6013B	A81	N/A	G124	C110	D121	N/A	N/A
1978-76	4	12	Misc. Models	IBT-4405	A102V	N/A	G124	C202	D179	N/A	N/A
1974-69	6	12	MA-20, 30, 40, 50, 60, 70, 80, 90, 100, WC-20, 30, 40, 50	1112444	A103M	●A109V	●G126	N/A	●D152	N/R	E40
1972	4	12	HD-425A-6A, 504A-6A, 605B-6A, 800-6A	1112638	A103M	●A109V	●G126	N/A	●D152	N/R	E40
1972	4	12	336A-4A	1112660 1112661	A103M A103M	●A109V ●A109V	●G126 ●G126	N/A C167	●D152 ●D152	N/R N/R	E40 E40
1972-69	4	12	MY-40, 50, 60, 70	1112642	A103M	●A109V	●G126	C167	●D152	N/R	E40

● A Borg-Warner Brand "P" Version Also Available See Inside Back Cover.

* For Standard Contact Assembly see Conversion Table.

¹ If 12 Volt with Resistor use E38 & RU12 Resistor.

² For Strap type use G136.

⁵⁹ When Coil Bracket is required, refer to Illustrated Bracket Guide.

⁶⁰ For Epoxy Coils see Conversion Table.

WHITE — Cont'd

CHARGING SYSTEM PARTS

PARTS FOR DELCO-REMY ALTERNATORS

Alternator No.	Volt	Amp	Voltage Regulator	Brush Set	Positive Diode (3 Used)	Negative Diode (3 Used)	Alternator No.	Volt	Amp	Voltage Regulator	Brush Set	Positive Diode (3 Used)	Negative Diode (3 Used)
1100092	12	18	●R291	X303	SC5 ²⁷	SC113 ²⁸	1103130	12	61	●R291	X359	SC5 ²⁷	SC113 ²⁸
1100578	12	37	●R291	X303	SC5 ²⁷	SC113 ²⁸	1103131	12	42	●R291	X359	SC5 ²⁷	SC113 ²⁸
1100581	12	61	●R291	X303	SC5 ²⁷	SC113 ²⁸	1103138	12	42	R279	X359	SC5 ²⁷	SC113 ²⁸
1100588	12	37	●R291	X303	SC5 ²⁷	SC113 ²⁸	1105063	12	18	●R291	X312	SC111 ⁴	SC113 ²⁸
1100805 ²⁶	12	32	R310	X302	SC2P	SC2N	1105071	12	37	●R291	X312	SC111 ⁴	SC113 ²⁸
1102925	12	42	●R291	X359	SC5 ²⁷	SC113 ²⁸	1105360	12	37	●R291	X312	SC111 ⁴	SC113 ²⁸
1102936	12	61	●R291	X359	SC5 ²⁷	SC113 ²⁸	1105422	12	37				
1103117	12	37	●R291	X303	SC5 ²⁷	SC113 ²⁸		42	●R291	X353	SC111 ⁴	SC113 ²⁸	

PARTS FOR MOTOROLA ALTERNATORS

Alternator No.	Volt	Amp	Voltage Regulator	Brush Set	Positive Diode (3 Used)	Negative Diode (3 Used)	Alternator No.	Volt	Amp	Voltage Regulator	Brush Set	Positive Diode (3 Used)	Negative Diode (3 Used)
8AR2004S	12	—	R326	N/A	N/A	N/A	10A31126	12	—	R326	N/A	N/A	N/A
8AR2005	12	—	R326	N/A	N/A	N/A	12SA105	12	—	R342	N/A	N/A	N/A
8AR2015K	12	—	R326	N/A	N/A	N/A	RA12N451D	12	—	R326	N/A	N/A	N/A
02-707-3533	12	—	R342	N/A	N/A	N/A	402501505	12	—	R326	N/A	N/A	N/A
10A29415	12	—	R326	N/A	N/A	N/A	811767480	12	—	R342	N/A	N/A	N/A
10B29800	12	—	R326	N/A	N/A	N/A							

PARTS FOR DELCO-REMY GENERATORS

Generator No.	Volt	Amp	Voltage Regulator	Voltage Regulator Fuse	Brush Set	Bushing
1100419	12	25	R198	N/A	X270	N/A
1100441	12	25	N/A	N/A	X270	N/A

PARTS FOR PRESTOLITE GENERATORS

Generator No.	Volt	Amp	Voltage Regulator	Voltage Regulator Fuse	Brush Set	Bushing
GDZ-6001A	6	40	R121(P) R118(N)	RF35 RF45	X260	GB202
GGW-6001A	6	45	R142(P) R170(N)	RF45 RF45	X260	GB202
GGW-6001W	6	40	R118	RF45	X260	GB202

STARTING SYSTEM PARTS

PARTS FOR DELCO-REMY STARTERS

Starter Number	Volts	Starter Switch	Brush Set	Drive End	Com. End	Bushings	Starter Number	Volts	Starter Switch	Brush Set	Drive End	Com. End	Bushings
1107308 ³⁰	12	●S100 ⁴⁷	X265	SB65	N/A	N/A	1107540 ³⁰	12	●S100 ⁴⁷	X291	SB201 ²⁴	N/A	N/A
1107332 ³⁰	12	●S100 ⁴⁷	X265	SB65 ²⁴	N/A	N/A	1107576	12	●S100 ⁴⁷	X291	SB201 ²⁴	N/A	N/A
1107350 ³⁰	12	●S100 ⁴⁷	X265	SB201 ²⁴	N/A	N/A	1108393 ³⁰	12	●S100 ⁴⁷	X265	SB65	N/A	N/A
1107356 ³⁰	12	●S100 ⁴⁷	X358	SB201 ²⁴	N/A	N/A	1108494 ³⁰	12	●S100 ⁴⁷	X265	SB201 ²⁴	N/A	N/A
1107358	12	N/A	X265	SB201 ²⁴	N/A	N/A	1109088	12	●S100 ⁴⁷	X265	SB65	SB0	N/A
1107378 ³⁰	12	●S100 ⁴⁷	X265	SB65	N/A	N/A	1109091	12	●S100 ⁴⁷	X265	SB65	N/A	N/A
1107379 ³⁰	12	●S100 ⁴⁷	X265	SB65	N/A	N/A	1109142	12	●S100 ⁴⁷	X291	SB201 ²⁴	N/A	N/A
1107539 ³⁰	12	●S100 ⁴⁷	X291	SB201 ²⁴	N/A	N/A	1109248	12	S905	X346 ²⁰	SB102	SB0	N/A

● A Borg-Warner Brand "P" Version Also Available See Inside Back Cover.

- ⁴ This unit is a Rectifier Bridge.
- ²⁰ Starters require various number of Brushes, order as needed.
- ²⁴ Also use SB135 Intermediate Bushing.
- ²⁶ This unit also uses G80 Alternator Capacitor.
- ²⁷ AC9 is a Rectifier Bridge; also use SC124 Kit.

- ²⁸ This unit is a Diode Trio.
- ³⁰ This unit also uses SC212 Starter Lever.
- ⁴⁷ For Solenoid Repair Kit use SR16.
- (P) Positive Ground.
- (N) Negative Ground.

WHITE — Cont'd

STARTING SYSTEM PARTS — Cont'd

PARTS FOR DELCO-REMY STARTERS — Cont'd

Starter Number	Volts	Starter Switch	Brush Set	Bushings		Starter Number	Volts	Starter Switch	Brush Set	Drive End	Com. End
				Drive End	Com. End						
1109253	12	●S100 ⁴⁷	X291	SB201	SB138	1113656	12	S120 ⁴⁴	X291	SB148	SB138
1109428	12	●S100 ⁴⁷	X265	SB201	N/A	1114110	12	S725 ⁴²	X347 ²⁰	SB131	SB141
1109432	12	●S100 ⁴⁷	X265	SB102	N/A	1114138	12	S725 ⁴²	X347 ²⁰	SB165	SB141
1109434	12	●S100 ⁴⁷	X265	N/A	N/A	1114156	12	S725 ⁴²	X347 ²⁰	SB131	SB141
1113139	12	S120 ⁴⁴	X291	SB148	SB138	1114748	12	S725 ⁴²	X347 ²⁰	SB131	N/A
1113274	12	S5125	X615	SB206	N/A	1114832	12	S725 ⁴²	SC168	SB165	N/A
1113281	12	S5125	X615	SB206	N/A	1114834	12	S725 ⁴²	SC168	SB165	N/A
1113380	12	S120 ⁴⁴	X291	SB148	N/A	10455317	12	S941	X265	SB201	N/A
1113418	12	S674	X291	SB148	N/A	10455333	12	S941	X265	SB201	N/A
1113420	12	S674	X291	SB148	N/A						

PARTS FOR PRESTOLITE STARTERS

Starter Number	Volts	Starter Switch	Brush Set	Bushings	
				Drive End	Com. End
MAX-4048	6	S79	X328	SB136	N/A
MZ-4046	6	S57	X326	SB64 ²⁵	SB59
MZ-4130A	6	S79	X326	N/A	SB59

STARTER DRIVES

Starter Number	Part No.	Starter Number	Part No.
1107350	SD221	1113380	SD282
1107356	SD221	1113418	SD282
1107358	SD135	1114110	SD489
1107378	SD221	1114138	SD489
1107379	SD221	1114156	SD489
1108393	SD221	1114748	SD489
1109088	SD221	1114832	SD489
1109091	SD221	1114834	SD489
1109428	SD221	10455317	SD221
1109432	SD221	10455333	SD221
1109434	SD221		

SWITCHES & RELAYS

Year	Model or Engine	Part No.	Year	Model or Engine	Part No.
HORN RELAY			HORN RELAY — Cont'd		
1978-75	MY-20, 25, 30, 40B, 50B, 60B, 70B, 80B, MA-20, 25, 30, 30H, 35, 40, 45, 50, 55, 60H, 60S, 70, 80, 90, 100, MS8-20, 25, 30, 35 Lift Truck	R169	1974-71	MA-20, 30, 40, 50, 60, 70, 80, 90, 100, WC-20, 30, 40, 50	R169
1974-73	MY-40B, 50B, 60B, 70B Lift Truck	R169	1972-71	MY-40, 50, 60, 70 Lift Truck	R169
1974-72	MY-20, 25, 30 Lift Truck	R169	1969	MA-20, 30, 40, 50, 60, 70, 80, 90, 100, MY-40, 50, 60, 70, WC-20, 30, 40, 50 Lift Truck	R169

● A Borg-Warner Brand "P" Version Also Available See Inside Back Cover.

²⁰ Starters require various number of Brushes, order as needed.

²⁵ Also use SB136 Intermediate Bushing.

⁴² Use SR13 for Solenoids w/Oval Face Plate; SR26 for Solenoids w/Square Face Plate.

⁴⁴ For Solenoid Repair Kit use SR24.

⁴⁷ For Solenoid Repair Kit use SR16.

WHITING CORP.

PARTS FOR DISTRIBUTORS & COILS

Year	Cyl.	Volt	Model or Engine	For Distributor Number	Contact Assembly*		Con-denser	Cap	Rotor	6 Volt Coil ^{59,60}	12 Volt Coil ^{59,60}
					Heavy Duty	Heavy Duty Pierced					
1982-62	6	12	5TM, 7TM, 8TM	1112616, 33	A40H	A40V	G102A	C16	D10	N/R	E40
1961-50	6	12	Herc. JXC, JXD	1111807	A40H	A40V	G102A	C16A	N/A	N/R	E40

CHARGING SYSTEM PARTS

PARTS FOR DELCO-REMY ALTERNATORS

Alternator No.	Volt	Amp	Voltage Regulator	Brush Set	Positive Diode (3 Used)	Negative Diode (3 Used)
1100081	12	65	R279	X303	N/A	N/A
1105470	12	65	R716	X303	SC117 ⁴	SC116 ²⁸
1117738	12	55	R716	N/R	N/A	SC228 ²⁸
1117753	12	55	R310	X368	N/A	N/A

PARTS FOR DELCO-REMY GENERATORS

Generator No.	Volt	Amp	Voltage Regulator	Voltage Regulator Fuse	Brush Set	Bushing
1106821	12	40	R153 ¹⁷	RF35		
			R236	RF45	X263	N/A
1106921	12	40	R153	RF35	X263	N/A
1106985	12	50	R320	N/A	N/A	N/A
1106986	12	50	R309	N/A	X263	N/A

STARTING SYSTEM PARTS

PARTS FOR DELCO-REMY STARTERS

Starter Number	Volts	Starter Switch	Brush Set	Bushings		Starter Number	Volts	Starter Switch	Brush Set	Bushings	
				Drive End	Com. End					Drive End	Com. End
1107234 ³⁰	12	●S100 ⁴⁷	X358	SB65 ²⁴	N/A	1113640	12	S120 ⁴⁴	X291	SB148	N/A
1107290 ³⁰	12	●S100 ⁴⁷	X265	N/A ²⁴	N/A	1113644	12	S120 ⁴⁴	X291	SB148	N/A
1107292 ³⁰	12	●S100 ⁴⁷	X265	SB65 ²⁴	N/A	1114081	12	S725 ⁴²	X306 ²⁰	N/A	SB141
1107540 ³⁰	12	●S100 ⁴⁷	X291	N/A ²⁴	N/A	1114089	12	N/A	X346 ²⁰	N/A	SB141
1107811	12	N/A	N/A	SB137	SB138	1993878	12	S5131	X397	SB148	SB148
1113100	12	S120 ⁴⁴	X291	SB148	N/A	1993886	12	S5131	X397	SB148	SB148
1113183	12	S120 ⁴⁴	X291	SB148	SB138	10455316	12	S941	X265	SB201	N/A
1113274	12	S5125	X615	SB206	N/A						

● A Borg-Warner Brand "P" Version Also Available See Inside Back Cover.

* For Standard Contact Assembly see Conversion Table.

⁴ This unit is a Rectifier Bridge.

¹⁷ If 27-31 Amp.

²⁰ Starters require various number of Brushes, order as needed.

²⁴ Also use SB135 Intermediate Bushing.

²⁸ This unit is a Diode Trio.

³⁰ This unit also uses SC212 Starter Lever.

⁴² Use SR13 for Solenoids w/Oval Face Plate; SR26 for Solenoids w/Square Face Plate.

⁴⁴ For Solenoid Repair Kit use SR24.

⁴⁷ For Solenoid Repair Kit use SR16.

⁵⁹ When Coil Bracket is required, refer to Illustrated Bracket Guide.

⁶⁰ For Epoxy Coils see Conversion Table.

WHITING — Cont'd

STARTING SYSTEM PARTS — Cont'd

STARTER DRIVES

Starter Number	Part No.
1107811.....	SD135
1114081.....	SD486
1993886.....	SD914

WISCONSIN ENGINE

PARTS FOR DISTRIBUTORS & COILS

Year	Cyl.	Volt	Model or Engine	For Distributor Number	Contact Assembly*			Cap	Rotor	6 Volt Coil ^{59,60}	12 Volt Coil ^{59,60}
					Heavy Duty	Heavy Duty Pierced	Con- denser				
1986-83	4	6&12	Model Info. Not Available	IBT-4709	A102V	N/A	G124	C207	N/A	N/A	E502 ¹
1986-82	2	6&12	ACN, AENL, AGN, AGND, BKN	IGW-4407, 8	A70	N/A	G127	N/A	N/A	E5	E502 ¹
1986-82	2	6&12	TH, THD, THDM, TJD.....	IGW-4199C	A70	N/A	G127	C18	D91B	E5	E502 ¹
1986-82	2	6&12	TJD	IAD-4046	A81	N/A	G124 ²	N/A	D121	E5	E502 ¹
1986-82	2	6&12	TJD	IGW-4412	A70	N/A	G127	C206	D91B	E5	E502 ¹
1986-81	4	6&12	V2-1230 Engine	IBT-4201	A102V	N/A	G124	N/A	D180	N/A	E502 ¹
1982	4	6&12	V461D, V465D	IAD-6004-2N	A81	N/A	G136	C110	D121	E5	E502 ¹
1981-68	4	6&12	VG4D, VH4, VH4D, VH4DM, V461D	IAD-6004-2N	A81	N/A	G136	C110	D121	E5	E502 ¹
1981-62	2	6&12	ACN, AENL, AGN, AGND, BKN	IGW-4407, 08	A70	N/A	G127	N/A	N/A	E5	E502 ¹
1981-57	2	6&12	TH, THD, THDM, T5D	IGW-4199B, C	A70	N/A	G127	C18	D91B	E5	E502 ¹
1981-73	4	6&12	VG4D, VH4D, V461D	IAD-6004-2P	A81	N/A	G136	C110	D121	E5	E502 ¹
1981-72	2	6&12	TJD	IAD-4046	A81	N/A	G124 ²	N/A	D121	E5	E502 ¹
1981-68	2	6&12	TJD	IGW-4412	A70	N/A	G127	C206	D91B	E5	E502 ¹
1980	4	6&12	V2-1230 Eng.....	IBT-4201	N/A	N/A	G124	N/A	D180	N/A	E502 ¹
1980-51	4	6&12	VE4, VE4D, VF4, VF4D, VP4, VP4D	IAD-4036A	A81	N/A	G124 ²	C110	D184	E5	E502 ¹
1979-74	4	6&12	VG4D	IAD-6004-2R	A81	N/A	G124 ²	C110	D121	E5	E502 ¹
1978-68	2	6&12	VE4, VF4 Spec. Eng.	IGW-4168A	A70	N/A	G127	C18	D91B	E5	E502 ¹
1974-57	2	6&12	TE, TF, TFD	IGW-4199A	A70	N/A	N/A	C18	D91B	E5	E502 ¹
1974-50	4	6&12	VE4, VF4, VE4D, VF4D, VP4, VP4D, VPO-4	IGW-4159A	A70	N/A	N/A	C21 ⁷	D91B	E5	E502 ¹
1973-69	6	6&12	VH Eng. LTV For All Terrain Vehicle	IAD-6012	A81	N/A	G124 ²	C207	D181	E5	E502 ¹
1973-50	1	6&12	All Models.....	IGW	A70	N/A	G127	N/A	N/A	E5	E502 ¹
1969-62	4	6&12	VG4D, VH4D, V461D	1112596	A40H	A40V	G102A	C150	D10	E1	E40
1968-57	2	6&12	TH, THD, THDM, TJD.....	IGW-4199B	A70	N/A	G127	C18	D91B	E5	E502 ¹
1967-53	4	6&12	VG4D, VH4, VH4D, VH4DM, VR4, VR4D, V461D	IAD-6004-2F	A81	N/A	G124 ²	C110	D121	E5	E502 ¹

* For Standard Contact Assembly see Conversion Table.

¹ If 12 Volt with Resistor use E38 & RU12 Resistor.

² For Strap type use G136.

⁷ Also use C21A Cap Cover.

⁵⁹ When Coil Bracket is required, refer to Illustrated Bracket Guide.

⁶⁰ For Epoxy Coils see Conversion Table.

WISCONSIN ENGINE — Cont'd

PARTS FOR DISTRIBUTORS & COILS — Cont'd

Year	Cyl.	Volt	Model or Engine	For Distributor Number	Contact Assembly*			Cap	Rotor	6 Volt Coil ^{59,60}	12 Volt Coil ^{59,60}
					Heavy Duty	Heavy Duty Pierced	Con-denser				
1965-55	4	6&12	ABN, ACH, AEH, AEN, AENS, AFH, AHH, AKS ..	IGW-4167	A70	N/A	G127	N/A	N/A	E5	E502 ¹
1965-50	4	6&12	VP4, VP4D	IGW-4187A	A70	N/A	N/A	C22 ⁷	D91B	E5	E502 ¹
1964-61	4	6&12	V460D	IAD-6004-2F	A81	N/A	G124 ²	C110	D121	E5	E502 ¹
1963-55	4	6&12	VR4D	IAD-6004-2F	A81	N/A	G124 ²	C110	D121	E5	E502 ¹
1961-60	4	6&12	ACN, AENL, AGND, BKN ..	IGW-4402, 05	A70	N/A	G127	N/A	N/A	E5	E502 ¹
1960-55	4	6&12	ACN, AENL, BKN	IGW-4179	A70	N/A	G127	N/A	N/A	E5	E502 ¹
1956-50	2	6&12	TC, TF, TFD, SK-697P, VE3, VM4	IGW-4168A	A70	N/A	N/A	C18	D91B	E5	E502 ¹

CHARGING SYSTEM PARTS

PARTS FOR DELCO-REMY ALTERNATORS

Alternator No.	Volt	Amp	Voltage Regulator	Brush Set	Positive Diode (3 Used)	Negative Diode (3 Used)
1100720	12	32	R310	X302	SC2P	SC2N

PARTS FOR PRESTOLITE ALTERNATORS

Alternator No.	Volt	Amp	Voltage Regulator	Brush Set	Positive Diode (3 Used)	Negative Diode (3 Used)
ALK-5201S ...	12	34	R312	X604	N/A	N/A

PARTS FOR MOTOROLA ALTERNATORS

Alternator No.	Volt	Amp	Voltage Regulator	Brush Set	Positive Diode (3 Used)	Negative Diode (3 Used)
YB69	12	—	R326	N/A	N/A	N/A
YB69B	12	—	R326	N/A	N/A	N/A
21032	12	—	R326	N/A	N/A	N/A
RA12N451 ...	12	—	R326	N/A	N/A	N/A
RA12N35WE1.	12	—	R326	N/A	N/A	N/A

PARTS FOR DELCO-REMY GENERATORS

Generator No.	Volt	Amp	Voltage Regulator	Voltage Regulator Fuse	Brush Set	Bushing	Generator No.	Volt	Amp	Voltage Regulator	Voltage Regulator Fuse	Brush Set	Bushing
1100047	6	30	R193	RF35	X270	N/A	1101959	12	18	R197	RF35	X354	N/A
1101690	12	15	R220	RF35	X354	N/A	1101960	12	18	R197	RF35	X354	N/A
1101696	12	—	R220	RF35	X354	N/A	1101969	12	18	R197	RF35	X354	N/A
1101697	12	17	R220	RF35	X354	N/A	1101970	12	18	R220 ⁴⁹	RF35		
1101863	12	—	R220	RF35	X354	N/A				R317 ⁵⁰	N/A	X354	N/A
1101870	12	18	N/A	N/A	X354	N/A	1101972	12	18	R197	RF35	X354	N/A
1101871	12	10	R220	RF35	X354	N/A	1101974	12	18	R198(P)	N/A		
1101872	12	12	R220	RF35	X354	N/A				R220(N)	RF35	X354	N/A
1101875	12	—	R220	RF35	X354	N/A	1101981	12	12	R198(P)	N/A		
1101927	12	15	R197	RF35	X354	N/A				R220(N)	RF35	X354	N/A
1101932	12	10	R198	N/A	X354	N/A	1101987	12	18	R197	RF35	X354	N/A
1101934	12	18	R197	RF35	X354	N/A	1101993	12	15	R220	RF35	X354	N/A
1101947	12	18	R198	N/A	X354	N/A	1102062	12	14	R317	N/A	X270	N/A

* For Standard Contact Assembly see Conversion Table.

¹ If 12 Volt with Resistor use E38 & RU12 Resistor.

² For Strap type use G136.

⁷ Also use C21A Cap Cover.

⁴⁹ Two unit type.

⁵⁰ Three unit type.

⁵⁹ When Coil Bracket is required, refer to Illustrated Bracket Guide.

⁶⁰ For Epoxy Coils see Conversion Table.

(P) Positive Ground.

(N) Negative Ground.

WISCONSIN ENGINE — Cont'd

CHARGING SYSTEM PARTS — Cont'd

PARTS FOR DELCO-REMY GENERATORS — Cont'd

Generator No.	Volt	Amp	Voltage Regulator	Voltage Regulator Fuse	Brush Set	Bushing	Generator No.	Volt	Amp	Voltage Regulator	Voltage Regulator Fuse	Brush Set	Bushing
1102225.....	12	17	R317	N/A	X270	N/A	1102343.....	12	17	R317	N/A	X270	N/A

PARTS FOR PRESTOLITE GENERATORS

Generator No.	Volt	Amp	Voltage Regulator	Voltage Regulator Fuse	Brush Set	Bushing	Generator No.	Volt	Amp	Voltage Regulator	Voltage Regulator Fuse	Brush Set	Bushing
GAS-4103-1.....	6	15	R11	N/A	X323	N/A	GHH-6001F.....	12	15	N/A	RF35	X324	GB202
GAS-4103-1T.....	6	15	N/A	N/A	X323	N/A	GJG-4001M.....	12	10	N/A	RF35	N/A	N/A
GAS-4124-1.....	6	15	R11	N/A	X323	N/A	GJG-4001MP.....	12	10	N/A	RF35	N/A	N/A
GAS-4177.....	6	15	R621	RF35	X323	N/A	GJG-4007MP.....	12	10	N/A	RF35	N/A	N/A
GAS-4186.....	6	15	N/A	N/A	X323	N/A	GJK-7001B.....	6	5	N/A	N/A	X293	GB204
GAS-4301.....	6	15	R621	RF35	X323	N/A	GJK-7002A.....	6	20	N/A	N/A	X293	GB204
GAS-4302.....	6	15	R621	RF35	X323	N/A	GJL-7001A.....	12	20	N/A	N/A	X293	GB204
GAS-4303.....	6	15	R621	RF35	X323	N/A	GJL-7001AN.....	12	20	N/A	N/A	X293	GB204
GAS-4305.....	6	15	R11	N/A	X323	N/A	GJT-7101E.....	12	25	N/A	N/A	X275	GB204
GAS-4306.....	6	15	R11	N/A	X323	N/A	GJT-7103A.....	12	20	N/A	N/A	X275	GB204
GDY-4107NT.....	12	7	N/A	N/A	X323	N/A	GJT-7301S.....	12	10	N/A	N/A	X275	GB204
GDY-4107T.....	12	7	N/A	N/A	X323	N/A	GJT-7304A.....	12	10	R312	N/A	X275	GB204
GDY-4115.....	12	40	N/A	N/A	X323	N/A	GJT-7405A.....	12	20	N/A	N/A	X275	GB204
GDY-4115N.....	12	40	N/A	N/A	X323	N/A	GJT-7405AN.....	12	20	N/A	N/A	X275	GB204
GDY-4115NA.....	12	40	N/A	N/A	X323	N/A	GJT-7405BN.....	12	20	N/A	N/A	X275	GB204
GDY-4116.....	12	40	N/A	N/A	X323	N/A	GJT-7405BN.....	12	20	N/A	N/A	X275	GB204
GDY-4116N.....	12	40	N/A	N/A	X323	N/A	GJW-7301J.....	6	5	N/A	N/A	X275	GB204
GGA-6001S.....	12	40	R630	N/A	N/A	N/A	GJW-7501A.....	6	15	N/A	RF35	X275	GB204
GHD-6001AB-1..	6	15	N/A	RF35	X324	GB202	GJY-7401S.....	12	17	N/A	N/A	X275	GB204
GHD-6001F.....	6	15	N/A	RF35	X324	GB202	GJY-7401SN.....	12	17	N/A	N/A	X275	GB204

STARTING SYSTEM PARTS

PARTS FOR DELCO-REMY STARTERS

Starter Number	Volts	Starter Switch	Brush Set	Bushings		Starter Number	Volts	Starter Switch	Brush Set	Bushings	
				Drive End	Com. End					Drive End	Com. End
1107179.....	6	N/A	X265	SB65 ²⁴	N/A	1109434.....	12	●S100 ⁴⁷	X265	N/A	N/A
1107245 ³⁰	12	●S100 ⁴⁷	X265	SB65	N/A	1998299.....	12	S941	X265	SB201	N/A
1107246.....	12	S72	X265	SB0	N/A	1998301.....	12	S682	X265	SB201	N/A
1107263.....	12	N/A	X265	SB102	N/A	1998410.....	12	S941	X265	SB201	N/A
1107350 ³⁰	12	●S100 ⁴⁷	X265	N/A ²⁴	N/A	1998412.....	12	S941	X265	SB201	N/A
1107378 ³⁰	12	●S100 ⁴⁷	X265	SB65	N/A	1998424.....	12	S941	X265	SB201	N/A
1107386 ³⁰	12	●S100 ⁴⁷	X265	N/A	N/A	10455317.....	12	S941	X265	SB201	N/A
1107390 ³⁰	12	●S100 ⁴⁷	X265	N/A	N/A	10455328.....	12	S941	X265	SB201	N/A
1107782 ³⁰	12	●S100 ⁴⁷	X265	SB65 ²⁴	N/A	10455333.....	12	S941	X265	SB201	N/A

PARTS FOR PRESTOLITE STARTERS

Starter Number	Volts	Starter Switch	Brush Set	Bushings		Starter Number	Volts	Starter Switch	Brush Set	Bushings	
				Drive End	Com. End					Drive End	Com. End
MAK-4008.....	6	S5	N/A	N/A	N/A	MBE-4005.....	2	S5	N/A	N/A	N/A
MAK-4022.....	6	S5	N/A	SB64	N/A	MBG-4024.....	12	S5	X326	N/A	N/A
MAK-4023.....	6	S5	N/A	N/A	N/A	MBG-4104, A.....	12	N/A	X326	SB136	N/A
MAX-4093.....	6	S79	X328	N/A	SB59	MBG-4109.....	12	S5	X326	SB64	N/A
MBE-4003A.....	12	S5	N/A	SB64	N/A	MBG-4118.....	12	N/A	X326	SB64	N/A

● A Borg-Warner Brand "P" Version Also Available See Inside Back Cover.

²⁴ Also use SB135 Intermediate Bushing.

³⁰ This unit also uses SC212 Starter Lever.

⁴⁷ For Solenoid Repair Kit use SR16.

WISCONSIN ENGINE — Cont'd

STARTING SYSTEM PARTS — Cont'd

PARTS FOR PRESTOLITE STARTERS — Cont'd

Starter Number	Volts	Starter Switch	Bushings			Starter Number	Volts	Starter Switch	Bushings		
			Brush Set	Drive End	Com. End				Brush Set	Drive End	Com. End
MBG-4124	12	N/A	X326	N/A	N/A	MDY-7006	12	S72	X332	SB136	N/A
MBG-4140	12	S5	X326	SB64	N/A	MDY-7030	12	N/A	X332	N/A	N/A
MBG-4141	12	S5	X326	SB64	N/A	MHA-7004	12	S72	X332	SB136	N/A
MCL-6005	6	S79	X326	SB136	N/A	MZ-4118	6	S5	X326	SB64	SB59
MCL-6159	6	N/A	X330	N/A	N/A	MZ-4175	6	S5	X326	SB64 ²⁵	SB59
MDL-6011	12	S72	X331	SB136	N/A	MZ-4184	6	S5	X326	N/A	SB59
MDO-4002M	12	N/A	X333	N/A	N/A	MZ-4192	6	S5	X326	SB64	N/A
MDO-4102M	12	N/A	X333	N/A	N/A	MZ-4194	6	S5	X326	SB64	N/A
MDW-4002M	12	S5	X333	N/A	N/A	MZ-4195	6	S5	X326	SB64	N/A
MDW-4003M	12	S5	X333	N/A	N/A	MZ-4212	6	S5	X326	SB64	N/A
MDW-4302M	12	N/A	X333	N/A	N/A	MZ-4213	6	S5	X326	SB64	N/A
MDY-7002	12	N/A	X332	N/A	N/A						

STARTER DRIVES

Starter Number	Part No.	Starter Number	Part No.
1107245	SD221	MBG-4024	SD103
1107350	SD221	MBG-4109	SD103
1107378	SD221	MBG-4118	SD103
1109434	SD221	MZ-4184	SD103
10455317	SD221	MZ-4192	SD103
10455328	SD221	MZ-4194	SD103
10455333	SD221		

WORTHINGTON (Compressor)

PARTS FOR DISTRIBUTORS & COILS

Year	Cyl.	Volt	Model or Engine	For Distributor Number	Contact Assembly*			Cap	Rotor	6 Volt Coil ^{59,60}	12 Volt Coil ^{59,60}
					Heavy Duty	Heavy Duty Pierced	Con-denser				
	4	—	60 (Cont. Y-91 Eng.)	IAD-4206, IAD-6004-1C, IAD-6004-1D	A81	N/A	G124	C110	D121	E5	E40
	6	—	150, 160, 210 (F6-226, M-330, B6-427 Eng.)	IAD-4027, IAD-6002-1C, IAD-6002-1D	A81	N/A	G124	C123	D103	E5	E40

* For Standard Contact Assembly see Conversion Table.

²⁵ Also use SB136 Intermediate Bushing.

⁵⁹ When Coil Bracket is required, refer to Illustrated Bracket Guide.

⁶⁰ For Epoxy Coils see Conversion Table.

WORTHINGTON — Cont'd

CHARGING SYSTEM PARTS

PARTS FOR PRESTOLITE
GENERATORS

Generator No.	Volt	Amp	Voltage Regulator	Voltage Regulator Fuse	Brush Set	Bushing
GBM-4802-5 ...	—	—	R621	RF35	X324	GB200
GBM-4802B-5 ...	—	—	N/A	N/A	X324	GB200
GFA-4820-2....	6	—	R11	N/A	N/A	GB200
GHD-6001K....	—	—	N/A	N/A	N/A	GB202
GHD-6001Q ...	6	15	N/A	N/A	X324	GB202

STARTING SYSTEM PARTS

PARTS FOR PRESTOLITE STARTERS

Starter Number	Volts	Starter Switch	Brush Set	Bushings	
				Drive End	Com. End
MAB-4069	6	S79	X326	SB136	SB59
MAW-4051	6	N/A	X328	SB64 ²⁵	SB59
ML-4218	12	S72	X279	N/A	SB139
ML-4332	6	S79	X329	SB140	N/A
MZ-4046	6	S79	X326	SB136	SB59

YALE & TOWNE

(See Eaton Corp.)

YANMAR

CHARGING SYSTEM PARTS

PARTS FOR ALTERNATORS

Alternator No.	Volt	Amp	Voltage Regulator	Brush Set	Positive Diode (3 Used)	Negative Diode (3 Used)	Alternator No.	Volt	Amp	Voltage Regulator	Brush Set	Positive Diode (3 Used)	Negative Diode (3 Used)
12013077200 ..	12	35	R741	N/A	N/A	N/A	12977277200 ..	12	55	R741	N/A	N/A	N/A
12140077201 ..	12	20	R741	N/A	N/A	N/A	12979577200 ..	12	35	R741	N/A	N/A	N/A
12350077200 ..	12	35	R741	N/A	N/A	N/A	17105877200 ..	12	25	R741	N/A	N/A	N/A
12408077201 ..	12	35	R741	N/A	N/A	N/A	5001810100 ...	12	35	R741	N/A	N/A	N/A
12461077201 ..	12	35	R741	N/A	N/A	N/A	6581-200-304-2	12	20	R741	N/A	N/A	N/A
12817177200 ..	12	35	R741	N/A	N/A	N/A	6581-200-338-0	12	35	R741	N/A	N/A	N/A
12827077200 ..	12	35	R741	N/A	N/A	N/A	6581-200-349-0	12	35	R741	N/A	N/A	N/A

YOUNG

(See Hercules)

²⁵ Also use SB136 Intermediate Bushing.

MISCELLANEOUS MODELS

CHARGING SYSTEM PARTS

PARTS FOR ALTERNATORS

Alternator No.	Volt	Amp	Voltage Regulator	Brush Set	Positive Diode (3 Used)	Negative Diode (3 Used)	Alternator No.	Volt	Amp	Voltage Regulator	Brush Set	Positive Diode (3 Used)	Negative Diode (3 Used)
A.G. CHEMICAL EQUIPMENT							DEKALB COMMERCIAL BODY						
RA12N550	12	—	R326	N/A	N/A	N/A	A12N600	12	55	R284	N/A	N/A	N/A
AIR GATOR							DIESEL INTERNATIONAL						
RA12N451	12	—	R326	N/A	N/A	N/A	A12-800	12	60	R284	N/A	N/A	N/A
RA12N550	12	—	R326	N/A	N/A	N/A	MA12N451	12	35	R284	N/A	N/A	N/A
RA12N600	12	—	R326	N/A	N/A	N/A	DMT CORP.						
AMERICAN JENBACH							1105420	12	42	●R291	X359	SC111 ⁴	SC113 ²⁸
RA12N40	12	—	R326	N/A	N/A	N/A	DRESSER INDUSTRIES						
RA12N550	12	—	R326	N/A	N/A	N/A	1117069	24	50	R697	N/R	SC2P	SC2N
RA24N900	24	—	R329	N/A	N/A	N/A	1117248	24	75	R697	N/R	SC2P	SC2N
AMERICAN LINCOLN							DYNA TRUCK						
ALK-6306S	12	35	R628	N/A	N/A	N/A	1100544	12	—	●R291	X303	SC5 ²⁷	SC113 ²⁸
ARC RENTAL SERVICE							1100588	12	—	●R291	X303	SC5 ²⁷	SC113 ²⁸
A12N451	12	35	R284	N/A	N/A	N/A	EIMCO CORP.						
ARC RENTAL WELDERS LTD.							MA12N451	12	—	R284	N/A	N/A	N/A
RA12N451	12	—	R326	N/A	N/A	N/A	RA12N600	12	—	R326	N/A	N/A	N/A
RA12N37 + 5							TVR12-11	12	—	R342	N/A	N/A	N/A
+ 151	12	—	R326	N/A	N/A	N/A	12N51 + 5 +						
AVCO							151	12	—	R326	N/A	N/A	N/A
1100720	12	32	N/A	X302	SC2P	SC2N	12SA105	12	—	R342	N/A	N/A	N/A
1100735	12	32	R310	X302	SC2P	SC2N	ELECTROMOTIVE PRODUCTS OF AMERICA INC.						
BARBER GREEN							A40N12	12	40	R284	N/A	N/A	N/A
A12N550	12	40	R284	N/A	N/A	N/A	EVERSMAN						
RA12N51A	12	—	R326	N/A	N/A	N/A	R12N451	12	—	R326	N/A	N/A	N/A
RA12N51 + 5							12N37 + 5 +						
+ 151	12	—	R326	N/A	N/A	N/A	151	12	—	R326	N/A	N/A	N/A
RA12N600	12	—	R326	N/A	N/A	N/A	FERMONT						
RA12N600D	12	—	R326	N/A	N/A	N/A	RA12N451D	12	—	R326	N/A	N/A	N/A
BOLSTAD SALES & SERVICE CORP.							402501505	12	—	R326	N/A	N/A	N/A
MA12N451	12	—	R284	N/A	N/A	N/A	F.M.C.						
MA12N550	12	40	R284	N/A	N/A	N/A	1103125	12	42	●R291	N/A	SC5 ²⁷	SC113 ²⁸
CHAMP CORP.							1117249	24	75	R697	N/R	SC2P	SC2N
A12N451	12	—	R284	N/A	N/A	N/A	8AR2007	12	—	R326	N/A	N/A	N/A
A12N500	12	—	R284	N/A	N/A	N/A	12N51	12	—	R326	N/A	N/A	N/A
A12N550	12	40	R284	N/A	N/A	N/A	MA12N451	12	—	R284	N/A	N/A	N/A
A12N600	12	—	R284	N/A	N/A	N/A	FRANKLIN EQUIPMENT CO.						
CHARLES MACHINE DITCH WITCH							RA12N451D	12	—	R326	N/A	N/A	N/A
RA12N37	12	—	R326	N/A	N/A	N/A	FREIGHTLINER CORP.						
RA12N37A	12	—	R326	N/A	N/A	N/A	A12-800	12	—	R342	N/A	N/A	N/A
RA12N51	12	—	R326	N/A	N/A	N/A	A12-802	12	—	R342	N/A	N/A	N/A
RA12N451	12	—	R326	N/A	N/A	N/A	RA55N12B	12	—	R326	N/A	N/A	N/A
RA12N452	12	—	R326	N/A	N/A	N/A	RA12N451D	12	—	R326	N/A	N/A	N/A
RA12N600	12	—	R326	N/A	N/A	N/A	TVR12-11	12	—	R342	N/A	N/A	N/A
CHEMETRON (ARC)							12SA105	12	—	R342	N/A	N/A	N/A
RA12N37A	12	—	R326	N/A	N/A	N/A	12SA110	12	—	R342	N/A	N/A	N/A
RA12N451D	12	—	R326	N/A	N/A	N/A	F.W.D. CORP.						
8AR2002	12	—	R326	N/A	N/A	N/A	TVR12-11	12	—	R342	N/A	N/A	N/A
COCHRAN & WESTERN							12SA105	12	—	R342	N/A	N/A	N/A
A12N600	12	55	R284	N/A	N/A	N/A	G.M.I. CORP.						
DAVIS MFG. CO.							RA12N451	12	—	R326	N/A	N/A	N/A
A12N600	12	55	R284	N/A	N/A	N/A	RA24N900	24	—	R329	N/A	N/A	N/A

● A Borg-Warner Brand "P" Version Also Available See Inside Back Cover.

⁴ This unit is a Rectifier Bridge.

²⁷ AC9 is a Rectifier Bridge; also use SC124 Kit.

²⁸ This unit is a Diode Trio.

MISCELLANEOUS — Cont'd

CHARGING SYSTEM PARTS — Cont'd

PARTS FOR ALTERNATORS — Cont'd

Alternator No.	Volt	Amp	Voltage Regulator	Brush Set	Positive Diode (3 Used)	Negative Diode (3 Used)	Alternator No.	Volt	Amp	Voltage Regulator	Brush Set	Positive Diode (3 Used)	Negative Diode (3 Used)
GENERAL SUPPLY							MERCEDES-BENZ UNIMOG						
RA12N451	12	—	R326	N/A	N/A	N/A	0 120 400 634 14 55	R588	X518	N/A	N/A	N/A	N/A
12N37 + 5 +							0 120 400 845 14 35	R588	N/A	N/A	N/A	N/A	N/A
151	12	—	R326	N/A	N/A	N/A	MILLER ELECTRIC						
HARDY HARVESTER							RA12N451						
8AR2007	12	—	R326	N/A	N/A	N/A	12	—	R326	N/A	N/A	N/A	N/A
12N51	12	—	R326	N/A	N/A	N/A	RA12N452	12	—	R326	N/A	N/A	N/A
A12N600	12	—	R284	N/A	N/A	N/A	RA12N600	12	—	R326	N/A	N/A	N/A
HAYES TRUCK CO.							605429						
A12-800	12	—	R284	N/A	N/A	N/A	12N37	12	—	R326	N/A	N/A	N/A
HESSTON CORP.							12N37A						
RA12N600	12	—	R326	N/A	N/A	N/A	12N451	12	—	R326	N/A	N/A	N/A
HOLMAN & MOODY							NAPCO						
A12N550	12	—	R284	N/A	N/A	N/A	A12P550	12	40	R284	N/A	N/A	N/A
INDUSTRIAL IRRIGATION							NORTH AMERICAN MANUFACTURING						
RA12N451	12	—	R326	N/A	N/A	N/A	RA12N451	12	—	R326	N/A	N/A	N/A
12N37 + 5 +							12N37	12	—	R326	N/A	N/A	N/A
151	12	—	R326	N/A	N/A	N/A	NORTHWESTERN MOTOR CO.						
IOWA MANUFACTURING							A12N600						
RA12N601	12	—	R326	N/A	N/A	N/A	M12N37	12	—	R342	N/A	N/A	N/A
KALAMAZOO							MA12N451						
A12N550	12	40	R284	N/A	N/A	N/A	12	—	R342	N/A	N/A	N/A	N/A
A12N600	12	—	R284	N/A	N/A	N/A	OMC CORP.						
KATRAK							1103131						
RA12N451	12	—	R326	N/A	N/A	N/A	12	42	R291	N/A	SC5 ²⁷	SC113 ²⁸	
RA12N600	12	—	R326	N/A	N/A	N/A	OSHKOSH MOTOR						
12N37	12	—	R326	N/A	N/A	N/A	112067C	12	—	R2000	N/A	N/A	N/A
12N51	12	—	R326	N/A	N/A	N/A	8SA2017R	12	—	R2000	N/A	N/A	N/A
KHD (DEUTZ DIESEL)							PARSONS (KOEHRING)						
0 120 300 552 14 28			R588	N/A	N/A	N/A	8AR2008	12	—	R326	N/A	N/A	N/A
0 120 400 510 14 35			R588	X518	N/A	N/A	12N40	12	—	R326	N/A	N/A	N/A
0 120 400 634 14 55			R588	X518	N/A	N/A	PETTIBONE CORP.						
0 120 400 639 14 35			R588	X518	N/A	N/A	A12N550	12	—	R284	N/A	N/A	N/A
0 120 400 737 14 35			R588	X518	N/A	N/A	A12N600	12	—	R284	N/A	N/A	N/A
0 120 400 824 14 35			R588	X518	N/A	N/A	RA12N451	12	—	R326	N/A	N/A	N/A
KILLBERRY INDUSTRIAL							RA12N550D						
RA12N451D	12	—	R326	N/A	N/A	N/A	12N37	12	—	R326	N/A	N/A	N/A
KLEIN PRODUCTS							REMCO INC.						
A12N550	12	40	R284	N/A	N/A	N/A	MA12N600	12	—	R342	N/A	N/A	N/A
KOEHRING							R.H. SHEPPARD ENGINE						
1117071	24	30	R294	N/A	N/A	N/A	ALF-5101S	12	35	R312	N/A	N/A	N/A
A12N600	12	—	R284	N/A	N/A	N/A	SPEICHER BROTHERS INC.						
LAYTON MANUFACTURING							A12N451						
RA12N600	12	—	R326	N/A	N/A	N/A	12	35	R284	N/A	N/A	N/A	N/A
LIEBHERR							RA12N451						
0 120 400 691 14 35			R588	X518	N/A	N/A	12	—	R326	N/A	N/A	N/A	N/A
LONG MANUFACTURING							12N37						
RA12N451D	12	—	R326	N/A	N/A	N/A	STANDARD MANUFACTURING						
MARINE POWER CORP.							RA12N550						
M12878	12	—	R326	N/A	N/A	N/A	12N40	12	—	R326	N/A	N/A	N/A
RA12N451D	12	—	R326	N/A	N/A	N/A	STARRETT MANUFACTURING						
							A12N550	12	—	R284	N/A	N/A	N/A
							RA12N451	12	—	R326	N/A	N/A	N/A
							RA12N550	12	—	R326	N/A	N/A	N/A
							RA24900	24	—	R329	N/A	N/A	N/A
							8AR2009	12	—	R326	N/A	N/A	N/A
							12N40	12	—	R326	N/A	N/A	N/A

● A Borg-Warner Brand "P" Version Also Available See Inside Back Cover.

²⁸ This unit is a Diode Trio.

²⁷ AC9 is a Rectifier Bridge; also use SC124 Kit.

MISCELLANEOUS — Cont'd

CHARGING SYSTEM PARTS — Cont'd

PARTS FOR ALTERNATORS — Cont'd

Alternator No.	Volt	Amp	Voltage Regulator	Brush Set	Positive Diode (3 Used)	Negative Diode (3 Used)	Alternator No.	Volt	Amp	Voltage Regulator	Brush Set	Positive Diode (3 Used)	Negative Diode (3 Used)
TAYLOR MACHINE							TRANE						
A12N600	12	—	R284	N/A	N/A	N/A	ALE-5001	12	40	●R280 ³¹	X296	N/A	N/A
RA12N600	12	—	R326	N/A	N/A	N/A	A12N451	12	—	R284	N/A	N/A	N/A
RA12N601	12	—	R326	N/A	N/A	N/A	M12N37	12	—	R284	N/A	N/A	N/A
12N51	12	—	R326	N/A	N/A	N/A	UNIT CRANE & SHOVEL						
12N51A	12	—	R326	N/A	N/A	N/A	HA12N600	12	55	R284	N/A	N/A	N/A
TEMCO							8AR2007	12	—	R326	N/A	N/A	N/A
A12N550	12	—	R284	N/A	N/A	N/A	UNIVERSAL INSULATING MACHINE						
A12800	12	—	R342	N/A	N/A	N/A	A12N550	12	40	R284	N/A	N/A	N/A
TEMPKING							RA12N550	12	—	R326	N/A	N/A	N/A
RA12N451	12	—	R326	N/A	N/A	N/A	UNIVERSAL MANUFACTURING						
12N37	12	—	R326	N/A	N/A	N/A	RA12N451D	12	—	R326	N/A	N/A	N/A
THERMO ELECTRON CORP.							RA24N900D	12	—	R329	N/A	N/A	N/A
M12N37A	12	—	R284	N/A	N/A	N/A	VERMER MANUFACTURING						
M12NCM452	12	—	R284	N/A	N/A	N/A	RA12N451	12	—	R326	N/A	N/A	N/A
TIMBERJACK MACHINES							WAGNER MINING EQUIPMENT						
A12P451	12	—	R342	N/A	N/A	N/A	MA12N600	12	—	R284	N/A	N/A	N/A
A12P550	12	—	R342	N/A	N/A	N/A	WARNER & SWASEY						
MA12N600	12	55	R284	N/A	N/A	N/A	RA12N451	12	—	R326	N/A	N/A	N/A
RA12N451	12	—	R326	N/A	N/A	N/A	WAYNE MANUFACTURING						
TORO							A12800	12	—	R284	N/A	N/A	N/A
1100578	12	37	●R291	X303	SC5 ²⁷	SC113 ²⁸	WEST COAST MACHINE						
1103130	12	61	●R291	N/A	SC5 ²⁷	SC113 ²⁸	ALK-7308	12	35	R632	N/A	N/A	N/A
TRANSICOLD							A12NWC451	12	—	R284	N/A	N/A	N/A
A12N451	12	35	R284	N/A	N/A	N/A	RA12N451	12	—	R326	N/A	N/A	N/A
HA12N451	12	—	R284	N/A	N/A	N/A	RA12NWC451	12	—	R326	N/A	N/A	N/A
HA12N550	12	—	R284	N/A	N/A	N/A	J.H. WESTERBEKE CORP.						
HA55N12	12	—	R284	N/A	N/A	N/A	MA12N600	12	—	R284	N/A	N/A	N/A
M12N37	12	—	R284	N/A	N/A	N/A	WHITTAKER CORP.						
M12N51	12	—	R284	N/A	N/A	N/A	RA12N550	12	—	R326	N/A	N/A	N/A
MA12N550	12	—	R284	N/A	N/A	N/A	WITTE ENGINE						
MA12N600	12	—	R284	N/A	N/A	N/A	RA12N451	12	—	R326	N/A	N/A	N/A
RA12N451	12	—	R326	N/A	N/A	N/A							
30030600	12	—	R326	N/A	N/A	N/A							
8AR2018F	12	—	R326	N/A	N/A	N/A							
12N37	12	—	R326	N/A	N/A	N/A							

PARTS FOR GENERATORS

Generator No.	Volt	Amp	Voltage Regulator	Voltage Regulator Fuse	Brush Set	Bushing	Generator No.	Volt	Amp	Voltage Regulator	Voltage Regulator Fuse	Brush Set	Bushing
AMERICAN LINCOLN							BUCYRUS ERIE						
GKJ-7104FM	12	20	N/A	N/A	X275	GB204	GAS-4197	6	12	R621	RF35	X323	N/A
AMERICAN MANUFACTURING							BYERS MACHINE						
GHH-6001G	12	15	N/A	RF35	X324	GB202	941W	6	15	R12 or R11	N/A	X348	N/A
AVAILABLE							DAVEY COMPRESSOR						
1101744	12	20	N/A	N/A	X349	GB203	GFA-4834-2	6	16	R621	RF35	N/A	GB200
1105884	6	32	R129	RF35	X228	N/A	GOOD ROADS MACHINERY						
1105885	6	32	R129	RF35	X228	N/A	GGW-6001W	6	40	R118	RF45	X260	GB202
1105926	12	20	R308	RF35	X228	N/A	GREEN MACHINERY						
1106755	6	50	N/A	N/A	X263	N/A	GJM-7404A	12	35	R185	RF35	X275	N/A
1106809	12	50	R187	N/A	X263	N/A							
1106826	12	50	R187	N/A	X263	N/A							

● A Borg-Warner Brand "P" Version Also Available See Inside Back Cover.

²⁷ AC9 is a Rectifier Bridge; also use SC124 Kit.

²⁸ This unit is a Diode Trio.

³¹ R692 Solid State Regulator may be used in place of ●R280.

MISCELLANEOUS — Cont'd

CHARGING SYSTEM PARTS — Cont'd

PARTS FOR GENERATORS — Cont'd

Generator No.	Volt	Amp	Voltage Regulator	Voltage Regulator Fuse	Brush Set	Bushing	Generator No.	Volt	Amp	Voltage Regulator	Voltage Regulator Fuse	Brush Set	Bushing
HALLETT ENGINE							W.A. RIDDELL — Cont'd						
GDY-4107A	—	—	N/A	N/A	X323	N/A	1102983	12	20	N/A	N/A	X228	GB203
HARLAN							1106822	12	50	R187	N/A	X263	N/A
GJU-7104A	12	7	N/A	N/A	X275	N/A	ROME GRADER (PETTIBONE NEW YORK)						
HARRINGTON MFG. CO.							1102024	12	25	R308	RF35	X270	N/A
GAS-4103-1	6	15	R11	N/A	X323	N/A	1102527	12	15	N/A	N/A	X348	N/A
GAS-4302	6	12	R621	RF35	X323	N/A	1102534	12	12	N/A	N/A	X349	GB203
GAS-4303	6	12	R621	RF35	X323	N/A	1102538	12	13	N/A	N/A	X349	GB203
GAS-4305	6	12	R621	RF35	X323	N/A	1102983	12	20	N/A	N/A	X228	GB203
GDY-4115	12	40	N/A	N/A	X323	N/A	1105943	12	26	R308	RF35	X228	N/A
INSLEY MFG.							1106819	12	40	N/A	N/A	X263	N/A
1102692	6	30	R129	RF35	X228	GB203	R.H. SHEPPARD ENGINE						
1102722	6	30	R129	RF35	X228	GB203	GCK-4805	6	25	N/A	N/A	X260	GB200
1105885	6	32	R129	RF35	X228	N/A	GCK-4805A	6	25	N/A	N/A	X260	GB200
1105912	12	20	R308	RF35	X228	N/A	GEF-4813D	12	12	N/A	N/A	N/A	GB200
JANKE							GEF-4813S	12	12	N/A	N/A	N/A	GB200
GJP-7403A	12	35	R185	RF35	X275	GB204	GGA-6001A	12	40	R183	RF45	N/A	N/A
JAY MADSEN EQUIP. CO.							TOPEKA HIGHWAY MOWER						
1106822	12	50	R187	N/A	X263	N/A	GKU-7013F	12	20	N/A	N/A	X275	GB204
KALAMAZOO							TRACTOMOTIVE						
GAS-4105A	6	15	R12	N/A	X323	N/A	1102059	12	30	R153	RF35	X270	N/A
GBM-4804F-5	6	15	R11	N/A	X324	GB200	GBM-4802A-5	6	15	R621	RF35	X324	GB200
GGW-6001Y	6	40	N/A	RF45	X260	GB202	GHD-6001AC-1	6	15	N/R	RF35	X324	GB202
GHH-6001F	12	15	N/A	RF35	X324	N/A	GHH-6001E	12	15	N/R	RF35	X324	GB202
GJT-7303C	12	10	N/A	N/A	X275	GB204	GHH-6001J-1	12	15	N/A	RF35	X324	GB202
GJT-7303G	12	10	N/A	N/A	X275	GB204	GHH-6001L	13	15	N/A	RF35	X324	GB202
MARS INDUSTRIES							GJC-7016A	12	30	R185	RF35	X275	N/A
GGW-7406S	6	45	R136(P) R131(N)	RF45 RF45	X275	GB204	GJL-7001A	12	20	N/A	N/A	X275	GB204
NORDBERG ENGINE							UNITED BOILER HEATING & FOUNDRY						
GHC-6005A	12	15	N/A	N/A	X275	N/A	GJK-7002A	6	20	N/A	N/A	X275	GB204
P&H DIESEL							WILSHIRE POWER SWEEPER						
1117093	12	—	R293	N/A	N/A	N/A	GJU-7503B	12	15	N/A	N/A	X275	GB204
1117772	24	—	R294	N/A	N/A	N/A	GJW-7101B	6	5	N/A	N/A	X275	GB204
PRATT & WHITNEY							GKJ-7001B	6	5	N/A	N/A	X275	GB204
GJO-7403A	12	30	N/A	N/A	X275	GB204	GKJ-7104FN	12	20	N/A	N/A	X275	GB204
PRIME MOVER							GKJ-7104GN	12	20	N/A	N/A	X275	GB204
GJT-7103AN	12	20	N/A	N/A	X275	GB204	WINCHARGER						
GKJ-7103AN	12	20	N/A	N/A	X275	GB204	GHC-6003A	12	23	N/A	N/A	X275	GB202
REDEVCO							WIN POWER						
GGW-7404S	6	45	R142(P) R170(N)	RF45 RF45	X275	GB204	GGW-6001X	6	40	R142(P) R170(N)	RF45 RF45	X260	GB202
GGW-7407S	6	45	N/A	N/A	X275	GB204	GHC-6003A	12	23	N/A	N/A	X275	GB202
W.A. RIDDELL							WITTE ENGINE						
1101726	12	10	N/A	N/A	X348	GB203	GDY-4104	12	7	N/A	N/A	X323	N/A
1101738	12	10	N/A	N/A	X348	GB203	YORK MFG.						
1102976	12	20	R308	RF35	X228	GB203	1102030	12	20	N/A	N/A	X270	N/A
1102978	12	20	R308	RF35	X228	N/A	1102044	12	30	R153	RF35	X270	N/A
							1102072	12	20	N/A	N/A	X270	N/A
							1102799	6	18	N/A	N/A	X228	GB203

(P) Positive Ground.
(N) Negative Ground.

MISCELLANEOUS — Cont'd

STARTING SYSTEM PARTS

PARTS FOR STARTERS

Starter Number	Volts	Starter Switch	Brush Set	Bushings		Starter Number	Volts	Starter Switch	Brush Set	Bushings	
				Drive End	Com. End					Drive End	Com. End
AJAX IRON WORKS						BUCYRUS ERIE					
NL-4159	6	S5	N/A	N/A	SB139	MZ-4063	6	S62	X326	N/A	N/A
ML-4370	12	S5	N/A	N/A	N/A	BURRO CRANE					
ALLITH						MAB-4085A	6	N/A	X327	SB136 ²⁵	SB59
MBJ-4201	12	S72	N/A	SB136	N/A	ML-4303	6	S5	X329	SB136	SB139
ALL TERRAIN VEHICLE						ML-4318	6	S5	X329	SB136	SB139
MDO-4206M	12	●S58	X333	N/A	N/A	BYERS MACHINE					
AMERICAN MFG.						640	6	N/A	X344 ²⁰	SB0	SB65
MDL-6018	12	S72	X331	SB136	N/A	CAM INDUSTRIES					
ML-4372	12	S72	X329	N/A	N/A	MBJ-4204	12	●S58	N/A	SB140	N/A
AMERICAN PULLEY						CAMEL MFG.					
MBJ-4204	12	●S58	N/A	SB140	N/A	MDO-4206M	12	●S58	X333	N/A	N/A
ARMIGER BRASS & BRONZE						CLINTON ENGINE					
MBG-4123	12	S72	X326	N/A	N/A	MAU-4042	12	S72	N/A	SB136 ²⁵	N/A
ATLAS-COPCO						MBG-4015	12	N/A	X326	SB64 ²⁵	N/A
O 001 401 044	—	N/A	X504	N/A	N/A	CONSOLIDATED DIESEL					
AUTOMATIC EQUIPMENT						MDY-7038	12	S72	X332	SB136	N/A
MDY-6104	12	N/A	X331	N/A	N/A	COOPER PENJAX					
AVAILABLE						ML-4370	12	S5	N/A	N/A	N/A
737R	6	N/A	X145	SB0	N/A	CROWN CONTROLS					
1107437	6	N/A	X145	SB137	SB138	MDY-6104	12	N/A	X331	N/A	N/A
1107443	6	N/A	X145	SB137	SB138	MZ-4186	6	N/A	X326	N/A	N/A
1108207	6	N/A	X145	N/A	N/A	W.S. DARLEY					
1108954	12	S5	X346 ²⁰	N/A ²⁴	SB0	MDY-7020	12	N/A	X332	N/A	N/A
1109150	12	N/A	X346 ²⁰	N/A	SB0	MDY-7020A	12	N/A	X332	N/A	N/A
J.S. BARNES						DAVEY COMPRESSOR					
MBG-4017	12	N/A	X326	SB64 ²⁵	N/A	MAB-4085A	6	N/A	X327	SB136 ²⁵	N/A
MBG-4111	12	N/A	X326	N/A	N/A	DMT CORP.					
MCL-6226	6	N/A	X331	N/A	N/A	1993712	—	N/A	X397	SB148	SB148
MDY-6102	12	N/A	X331	N/A	N/A	1998214 ³⁰	12	●S100 ⁴⁷	X265	N/A	N/A
MDY-6103	12	N/A	X331	N/A	N/A	1998330 ³⁰	12	S941	X322	SB201	N/A
MDY-6104	12	N/A	X331	N/A	N/A	1998361 ³⁰	12	S941	X322	SB201	N/A
MDY-6109	12	N/A	X331	N/A	N/A	1998467 ³⁰	12	S941	X265	N/A	N/A
MDY-6119	12	N/A	X331	N/A	N/A	DONNELL HYDRAULICS					
MDY-6120	12	N/A	X331	N/A	N/A	MDY-7020	12	N/A	X332	N/A	N/A
MDY-6121	12	N/A	X331	N/A	N/A	DOUGLAS MOTORS					
MDY-6122	12	N/A	X331	N/A	N/A	MEZ-7002	12	N/A	X332	N/A	N/A
MDY-7057	12	N/A	X332	N/A	N/A	DYNA-TRUCK					
MDY-7057A	12	N/A	X332	N/A	N/A	1107709 ³⁰	12	●S100 ⁴¹	X265	SB102	N/A
ML-4349	12	N/A	X329	N/A	SB139	1108278 ³⁰	12	●S100 ⁴⁷	X265	SB102	N/A
MZ-4111	6	N/A	X326	N/A	N/A	1108478 ³⁰	12	●S100 ⁴⁷	X265	SB102	N/A
MZ-4186	6	N/A	X326	N/A	N/A	EAGLE MACHINE LTD.					
MZ-4201	6	N/A	X326	N/A	N/A	MDO-4206M	12	●S58	X333	N/A	N/A
BIG JOE						EASTERN INDUSTRIES					
MDY-6104	12	N/A	X331	N/A	N/A	MHN-4005	12	N/A	X332	N/A	N/A
BILGRAM GEAR & MACHINE WORKS						ENERGY MFG.					
MCL-6225	12	S72	N/A	N/A	N/A	MDT-6025	12	N/A	X331	N/A	N/A
BOETTCHER						EQUIPMENT MFG.					
MDT-6026	12	N/A	X331	N/A	N/A	MEG-7001	12	S72	X332	N/A	N/A
BRIGGS & STRATTON											
MHA-7011	12	N/A	X332	N/A	N/A						

● A Borg-Warner Brand "P" Version Also Available See Inside Back Cover.

²⁰ Starters require various number of Brushes, order as needed.

²⁴ Also use SB135 Intermediate Bushing.

²⁵ Also use SB136 Intermediate Bushing.

³⁰ This unit also uses SC212 Starter Lever.

⁴¹ For Solenoid Repair Kit use SR10.

⁴⁷ For Solenoid Repair Kit use SR16.

MISCELLANEOUS — Cont'd

STARTING SYSTEM PARTS — Cont'd

PARTS FOR STARTERS — Cont'd

Starter Number	Volts	Starter Switch	Brush Set	Bushings		Starter Number	Volts	Starter Switch	Brush Set	Drive End	Com. End
				Drive End	Com. End						
EVINRUDE SNOW VEHICLE						KALAMAZOO — Cont'd					
MDY-7029	12	N/A	X332	N/A	N/A	MZ-4194	6	S5	X326	SB64	N/A
MHA-7007	12	N/A	X332	N/A	N/A	KHD (DEUTZ DIESEL)					
MHA-7007A	12	N/A	X332	N/A	N/A	0001307004	—	N/A	X504	N/A	N/A
FARMMASTER						0001307009	—	N/A	X504	N/A	N/A
MAX-4074	6	S79	N/A	SB136	N/A	0001307318	—	N/A	X504	N/A	N/A
ML-4308	12	S72	N/A	N/A	N/A	0001401044	—	N/A	X504	N/A	N/A
FENNER STONE						LEE ENGINEERING					
MDY-7039S	12	N/A	X332	N/A	N/A	MDY-7002	12	N/A	X332	N/A	N/A
MDY-7042A	12	N/A	X332	N/A	N/A	LEWIS-SHEPPARD					
FERMONT MFG.						MFE-6001	12	N/A	X331	N/A	N/A
MDL-6028	12	N/A	X331	SB136	N/A	LIFT TRUCKS					
FISHER ENGINEERING						MDY-6104	12	N/A	X331	N/A	N/A
MDY-7002	12	N/A	X332	N/A	N/A	MTE HYDRAULICS					
HADLEY						MDY-6102	12	N/A	X331	N/A	N/A
MFB-6001	12	S72	X332	N/A	N/A	MDY-6104	12	N/A	X331	N/A	N/A
HAHN HYDRAULICS						MDY-6118	12	N/A	X331	N/A	N/A
MDY-6104	12	N/A	X331	N/A	N/A	MDY-7042	12	N/A	X332	N/A	N/A
MDY-7002	12	N/A	X332	N/A	N/A	MDY-7057	12	N/A	X332	N/A	N/A
HALE FIRE PUMP						MUE-7002	12	N/A	X332	N/A	N/A
MAX-4903	6	S79	X328	N/A	N/A	MUE-7004	12	N/A	X332	N/A	N/A
MCL-6225	12	S72	N/A	N/A	N/A	MAXSON INDUSTRIES					
HALLETT ENGINE						MDY-7066S	12	N/A	X332	N/A	N/A
MBG-4007	12	S72	X326	SB136 ²⁵	N/A	MECHANICAL TOOL & ENGINEERING					
HATZ DIESEL ENGINE						MDY-6104	12	N/A	X331	N/A	N/A
0001307007	—	N/A	X605	N/A	N/A	MDY-6118	12	N/A	X331	N/A	N/A
HAWKER-SIDDELEY						MDY-7042	12	N/A	X332	N/A	N/A
MBJ-4107A	12	S72	N/A	SB136 ²⁵	N/A	MEYER PRODUCTS					
HUNTER MFG.						MAB-4121	6	N/A	X327	N/A	SB59
MDY-7032	12	N/A	X332	N/A	N/A	MCL-6138	6	N/A	X330	N/A	N/A
MDY-7032A	12	S72	X332	N/A	N/A	MEG-6101	12	N/A	X331	N/A	N/A
H.W.H. CORP.						MEZ-6101	12	N/A	X331	N/A	N/A
MDY-6104	12	N/A	X331	N/A	N/A	MEZ-7001	12	N/A	X332	N/A	N/A
IDEAL WINDLASS						MONARCH ROAD MACHINERY					
MDY-7003	12	N/A	X332	N/A	N/A	MCL-6154	6	N/A	X330	N/A	N/A
MDY-7004	12	S72	X332	N/A	N/A	MDT-6020	12	N/A	X331	N/A	N/A
MDY-7018	12	N/A	X332	N/A	N/A	MDT-6022	12	N/A	X331	N/A	N/A
INSLEY MFG.						MDY-7004	12	S72	X332	N/A	N/A
650	24	N/A	X344 ²⁰	N/A	SB141	MHN-4001	12	N/A	X332	N/A	N/A
1107406	6	N/A	X145	SB0	N/A	MHN-4006	12	N/A	X332	N/A	N/A
IOWA MOLD						MUE-7003	12	N/A	X332	N/A	N/A
MDY-7032	12	N/A	X332	N/A	N/A	MZ-4210	12	N/A	X332	N/A	N/A
MDY-7032A	12	S72	X332	N/A	N/A	MOTO-TRUCK					
JOHNSON						MBD-4037	24	N/A	N/A	N/A	GB200
MDY-7029	12	N/A	X332	N/A	N/A	NORCO					
MHA-7007	12	N/A	X332	N/A	N/A	MZ-4186	6	N/A	X326	N/A	N/A
MHA-7007A	12	N/A	X332	N/A	N/A	NORDBERG ENGINE					
JOY MFG.						ML-4322	12	S72	X329	SB140	SB139
MCL-6137	6	S79	X330	SB136	N/A	OSWALD MACHINE & EQUIPMENT					
MZ-4140	6	N/A	X326	SB64	SB139	MDL-6018	12	S72	X331	SB136	N/A
KALAMAZOO						OTIS MATERIAL HANDLING					
MBG-4118	12	N/A	X326	SB64	N/A	MBD-4037	24	N/A	N/A	N/A	GB200
MZ-4184	6	S5	X326	N/A	SB59	PARKER-HANNIFIN					
						MDY-6104	12	N/A	X331	N/A	N/A
						MDY-6109	12	N/A	X331	N/A	N/A

²⁰ Starters require various number of Brushes, order as needed.²⁵ Also use SB136 Intermediate Bushing.

MISCELLANEOUS — Cont'd

STARTING SYSTEM PARTS — Cont'd

PARTS FOR STARTERS — Cont'd

Starter Number	Volts	Starter Switch	Brush Set	Bushings		Starter Number	Volts	Starter Switch	Brush Set	Drive End	Com. End
				Drive End	Com. End						
PARKER-HANNIFIN — Cont'd						SPRAGUE					
MDY-7031	12	S72	X332	N/A	N/A	MDY-6104	12	N/A	X331	N/A	N/A
MDY-7032	12	N/A	X332	N/A	N/A	STATLER MFG.					
MDY-7032A	12	S72	X332	N/A	N/A	MCL-6225	12	S72	N/A	N/A	N/A
PETER PIRSCH						MCL-6228	12	S72	N/A	N/A	N/A
ML-4327	12	N/A	X329	SB140	SB200	STONE INDUSTRIES					
POWER WINCH						MCL-6227	6	N/A	X330	N/A	N/A
MHN-4007	12	N/A	X332	N/A	N/A	MDY-7037, S	12	N/A	X332	N/A	N/A
PRIME MOVER						MDY-7039, S	12	N/A	X332	N/A	N/A
MDY-6102	12	N/A	X331	N/A	N/A	MDY-7042	12	N/A	X332	N/A	N/A
RAYMOND						SUNSET FUEL					
MDY-6103	12	N/A	X331	N/A	N/A	MDY-7039S	12	N/A	X332	N/A	N/A
MDY-6109	12	N/A	X331	N/A	N/A	TOPEKA HIGHWAY MOWER					
MHA-6001	12	N/A	X331	N/A	N/A	MDU-7023	12	S72	X332	SB136	N/A
W.A. RIDDELL						TORO					
1108801	12	N/A	X346 ²⁰	N/A	SB141	1107580	12	●S100 ⁴⁷	X291	SB201	N/A
1108904	12	S612	X344 ²⁰	N/A ²⁴	SB65	1108368	12	●S100 ⁴¹	X265	SB102	N/A
1108933	12	N/A	X344 ²⁰	N/A ²⁴	SB65	1108480	12	●S100 ⁴⁷	X265	SB102	N/A
1109108	12	N/A	X344 ²⁰	SB137	N/A	1108481	12	●S100 ⁴⁷	X265	N/A	N/A
ROME GRADER (PETTIBONE NEW YORK)						1109099	12	●S100 ⁴⁷	X265	SB102	SB0
1108812	12	N/A	X346 ²⁰	N/A	SB141	1113275	12	S5125	X615	SB206	N/A
1108873	24	S116	X346 ²⁰	N/A	SB141	10455308	12	●S100 ⁴⁷	X265	N/A	N/A
1108881	24	S116	X346 ²⁰	N/A	SB141	TRACTOMOTIVE					
1113710	24	S116	X346 ²⁰	N/A	SB141	1107841	12	S72	N/A	SB137	SB138
1114005	12	N/A	X346 ²⁰	N/A	SB141	1114023	12	N/A	X346 ²⁰	N/A	SB141
SANTA ANITA						MCL-6009A	6	N/A	X326	SB136	N/A
MZ-4349	12	N/A	X329	N/A	SB139	MD6007	12	N/A	X331	SB136	N/A
SAVAGE CO.						ML-4301	12	S5	X329	N/A	N/A
MEG-7002	12	N/A	X332	N/A	N/A	ML-4350	12	N/A	X329	N/A	N/A
T.A. SAVERY						ML-4354	12	N/A	X329	N/A	N/A
MDY-7057	12	N/A	X332	N/A	N/A	TRANSICOLD					
R.H. SHEPPARD ENGINE						MZ-4063	6	S79 ⁴⁸	X326	N/A	N/A
MBJ-4105	12	S72	N/A	SB136 ²⁵	N/A	MZ-4113	6	S5	X326	N/A ²⁵	N/A
MBJ-4114	12	S72	N/A	SB136 ²⁵	SB59	MZ-4199	6	N/A	X326	N/A	N/A
MBJ-4120	12	S72	N/A	SB136 ²⁵	SB136	TUBULAR AIRCRAFT PRODUCTS					
ML-4322	6	S79	X329	SB140	N/A	MBG-4134	12	N/A	X326	SB136	N/A
SKIDMORE CO.						UNIVERSAL RAND					
MDY-7002	12	N/A	X332	N/A	N/A	MBG-4134, B	12	N/A	X326	SB136	N/A
MDY-7058	12	N/A	X332	N/A	N/A	VOLVO-PENTA					
ML-4349	12	N/A	X329	N/A	N/A	0001401060	—	N/A	X504	N/A	N/A
SMITH-ROLES						WATEROUS					
MDT-6024	12	N/A	X331	N/A	N/A	MCL-6225, A	12	S72	N/A	N/A	N/A
MDT-6026	12	N/A	X331	N/A	N/A	MCL-6228	12	S72	N/A	N/A	N/A
SNO-JET						WEBSTER ELECTRIC					
MDO-4107M	12	N/A	X333	N/A	N/A	MDY-7002	12	N/A	X332	N/A	N/A
MDO-4207M	12	N/A	X333	N/A	N/A	WESTERN PRODUCTS					
SPEED KING						MCL-6138	6	N/A	X330	N/A	N/A
MEG-7002	12	N/A	X332	N/A	N/A	MDY-7044	12	N/A	X332	N/A	N/A
SPENCER HYDRAULICS						MEZ-7002	12	N/A	X332	N/A	N/A
MDY-6104	12	N/A	X331	N/A	N/A	MUE-7001	12	N/A	X332	N/A	N/A
MDY-7002	12	N/A	X332	N/A	N/A						

● A Borg-Warner Brand "P" Version Also Available See Inside Back Cover.

²⁰ Starters require various number of Brushes, order as needed.

²⁴ Also use SB135 Intermediate Bushing.

²⁵ Also use SB136 Intermediate Bushing.

⁴¹ For Solenoid Repair Kit use SR10.

⁴⁷ For Solenoid Repair Kit use SR16.

⁴⁸ Use S5 if Manual Starter Switch.

MISCELLANEOUS — Cont'd

STARTING SYSTEM PARTS — Cont'd

PARTS FOR STARTERS — Cont'd

Starter Number	Volts	Starter Switch	Brush Set	Bushings		Starter Number	Volts	Starter Switch	Brush Set	Bushings	
				Drive End	Com. End					Drive End	Com. End
WEST COAST MACHINE						WITTE ENGINE					
MBG-4104	12	N/A	X326	SB136	N/A	MBJ-4107	12	S72	N/A	SB136 ²⁵	N/A
MBG-4134	12	N/A	X326	SB136	N/A	ML-4322	12	S72	X329	SB140	SB139
MZ-4181	6	N/A	X326	SB136	N/A	ML-4363	12	S72	X329	N/A	SB139
WISCONSIN HYDRAULICS						YARGER HYDRAULICS					
MAX-4093	6	S79	X328	N/A	SB59	MDY-7020, A	12	N/A	X332	N/A	N/A
MCL-6159	6	N/A	X330	N/A	N/A	YORK MFG.					
MDY-7002	12	N/A	X332	N/A	N/A	1107761	12	N/A	X265	SB138 ²⁴	SB138
MDY-7030	12	N/A	X332	N/A	N/A						

²⁴ Also use SB135 Intermediate Bushing.

²⁵ Also use SB136 Intermediate Bushing.

UNIT PARTS GUIDE — PARTS FOR ALTERNATORS AND STARTERS

PARTS FOR DELCO ALTERNATORS

Alternator Number	Screw, Brush Holder Insulated	Brush Stator	Resistor-Regulator To Ground	Voltage Connector	Voltage Connector Cap	Post Kit (Terminal Pkg. Battery)	Post Kit (Terminal Pkg. Ground)
1100056.....	—	SC134	—	—	—	—	—
1100063.....	—	SC134	—	—	—	—	—
1100066.....	—	SC134	—	—	—	—	—
1100067.....	—	SC134	—	—	—	—	—
1100068.....	—	SC134	—	—	—	—	—
1100071.....	—	SC134	—	—	—	—	—
1100072.....	SC131	—	SC118	SC137	SC138	—	—
1100073.....	SC131	—	SC118	SC137	SC138	—	—
1100075.....	SC131	—	SC118	SC137	SC138	—	—
1100076.....	SC131	—	SC118	SC137	SC138	—	—
1100077.....	SC131	—	SC118	SC137	SC138	—	—
1100078.....	SC131	—	SC118	SC137	SC138	—	—
1100080.....	SC131	—	SC118	SC137	SC138	—	—
1100081.....	SC131	—	SC118	SC137	SC138	—	—
1100082.....	SC131	—	SC118	SC137	SC138	—	—
1100083.....	SC131	—	SC118	SC137	SC138	—	—
1100086.....	SC131	—	SC118	SC137	SC138	—	—
1100087.....	SC131	—	SC118	SC137	SC138	—	—
1100088.....	SC131	—	SC118	SC137	SC138	—	—
1100091.....	SC131	—	SC118	SC137	SC138	—	—
1100092.....	SC131	—	SC118	SC137	SC138	—	—
1100094.....	SC131	—	SC118	SC137	SC138	—	—
1100095.....	SC131	—	SC118	SC137	SC138	—	—
1100096.....	SC131	—	SC118	SC137	SC138	—	—
1100109.....	SC131	SC128	SC118	SC137	SC138	—	—
1100110.....	SC131	SC128	SC118	SC137	SC138	—	—
1100111.....	SC131	SC128	SC118	SC137	SC138	—	—
1100113.....	SC131	SC128	SC118	SC137	SC138	—	—
1100114.....	SC131	SC128	SC118	SC137	SC138	—	—
1100115.....	SC131	—	SC118	SC137	SC138	—	—
1100119.....	SC131	SC128	SC118	SC137	SC138	—	—
1100120.....	SC131	SC128	SC118	SC137	SC138	—	—
1100122.....	SC131	SC128	SC118	SC137	SC138	—	—
1100124.....	SC131	SC128	SC118	SC137	SC138	—	—
1100125.....	SC131	SC128	SC118	SC137	SC138	—	—
1100127.....	SC131	SC128	SC118	SC137	SC138	—	—
1100129.....	SC131	SC128	SC118	SC137	SC138	—	—
1100130.....	SC131	SC128	SC118	—	—	—	—
1100131.....	SC131	SC128	SC118	—	—	—	—
1100132.....	SC131	SC128	SC118	—	—	—	—
1100133.....	SC131	SC128	SC118	—	—	—	—
1100138.....	SC131	—	SC118	—	—	—	—
1100139.....	SC131	SC128	SC118	—	—	—	—
1100140.....	SC131	—	SC118	—	—	—	—
1100141.....	SC131	—	SC118	—	—	—	—
1100142.....	SC131	—	SC118	—	—	—	—
1100143.....	SC131	SC128	SC118	—	—	—	—
1100145.....	SC131	—	SC118	—	—	—	—
1100146.....	SC131	SC128	SC118	—	—	—	—
1100148.....	SC131	SC128	SC118	—	—	—	—
1100149.....	SC131	SC128	SC118	—	—	—	—
1100150.....	SC131	—	SC118	—	—	—	—
1100151.....	SC131	—	SC118	—	—	—	—
1100152.....	SC131	SC128	SC118	—	—	—	—
1100153.....	—	—	SC118	—	—	—	—
1100154.....	—	SC128	SC118	—	—	—	—
1100155.....	—	SC128	SC118	—	—	—	—
1100156.....	—	—	SC118	—	—	—	—

PARTS FOR DELCO ALTERNATORS — Cont'd

Alternator Number	Screw, Brush Holder		Resistor- Regulator To Ground	Voltage Connector	Voltage Connector Cap	Post Kit (Terminal Pkg. Battery)	Post Kit (Terminal Pkg. Ground)
	Insulated	Stator					
1100162	—	SC128	SC118	—	—	—	—
1100163	—	—	SC118	—	—	—	—
1100164	—	SC128	SC118	—	—	—	—
1100165	—	SC128	SC118	—	—	—	—
1100166	—	SC128	SC118	—	—	—	—
1100167	—	SC128	SC118	—	—	—	—
1100168	—	SC128	SC118	—	—	—	—
1100169	—	SC128	SC118	—	—	—	—
1100173	—	SC128	SC118	—	—	—	—
1100174	—	SC128	SC118	—	—	—	—
1100175	—	—	SC118	—	—	—	—
1100176	—	SC128	SC118	—	—	—	—
1100178	—	—	SC118	—	—	—	—
1100179	—	SC128	SC118	—	—	—	—
1100180	—	SC128	—	—	—	—	—
1100181	SC131	SC128	SC118	—	—	—	—
1100182	SC131	SC128	SC118	—	—	—	—
1100183	SC131	—	SC118	—	—	—	—
1100184	SC131	—	SC118	—	—	—	—
1100185	SC131	—	SC118	—	—	—	—
1100186	SC131	—	SC118	—	—	—	—
1100187	SC131	—	SC118	—	—	—	—
1100188	SC131	—	—	SC137	SC138	—	—
1100189	SC131	—	—	SC137	SC138	—	—
1100190	SC131	—	SC118	—	—	—	—
1100192	SC131	—	SC118	—	—	—	—
1100193	SC131	—	SC118	—	—	—	—
1100194	SC131	—	SC118	—	—	—	—
1100195	SC131	—	SC118	—	—	—	—
1100196	SC131	SC128	SC118	—	—	—	—
1100198	SC131	—	SC118	—	—	—	—
1100199	SC131	SC128	SC118	—	—	—	—
1100200	SC131	—	SC118	—	—	—	—
1100201	SC131	—	SC118	—	—	—	—
1100202	SC131	SC128	SC118	—	—	—	—
1100203	SC131	—	SC118	—	—	—	—
1100204	SC131	—	SC118	—	—	—	—
1100206	SC131	—	SC118	—	—	—	—
1100207	SC131	—	SC118	—	—	—	—
1100208	SC131	—	SC118	—	—	—	—
1100209	SC131	—	SC118	—	—	—	—
1100210	SC131	—	—	SC137	SC138	—	—
1100211	SC131	—	—	SC137	SC138	—	—
1100212	SC131	—	—	SC137	SC138	—	—
1100213	SC131	—	—	SC137	SC138	—	—
1100214	SC131	—	—	SC137	SC138	—	—
1100215	SC131	—	—	SC137	SC138	—	—
1100216	SC131	—	—	—	—	—	—
1100217	SC131	—	SC118	—	—	—	—
1100218	SC131	SC128	SC118	—	—	—	—
1100219	SC131	—	SC118	—	—	—	—
1100221	SC131	SC128	—	—	—	—	—
1100222	SC131	SC128	—	—	—	—	—
1100223	SC131	—	—	—	—	—	—
1100224	SC131	—	SC118	—	—	—	—
1100225	SC131	—	SC118	—	—	—	—
1100226	SC131	—	SC118	—	—	—	—
1100227	SC131	—	SC118	—	—	—	—
1100228	SC131	—	SC118	—	—	—	—
1100229	SC131	—	SC118	—	—	—	—
1100230	SC131	—	SC118	—	—	—	—
1100231	—	—	SC118	—	—	—	—
1100232	SC131	—	SC118	—	—	—	—
1100233	SC131	—	SC118	—	—	—	—
1100234	SC131	—	SC118	—	—	—	—
1100235	SC131	—	SC118	—	—	—	—
1100236	SC131	—	SC118	—	—	—	—
1100237	SC131	—	SC118	—	—	—	—
1100238	SC131	—	SC118	—	—	—	—

PARTS FOR DELCO ALTERNATORS

PARTS FOR DELCO ALTERNATORS — Cont'd

Alternator Number	Screw, Brush Holder Insulated	Stator	Resistor-Regulator To Ground	Voltage Connector	Voltage Connector Cap	Post Kit (Terminal Pkg. Battery)	Post Kit (Terminal Pkg. Ground)
1100239.....	SC131	—	SC118	—	—	—	—
1100240.....	SC131	—	SC118	—	—	—	—
1100241.....	SC131	—	SC118	—	—	—	—
1100242.....	SC131	—	SC118	—	—	—	—
1100243.....	SC131	—	SC118	—	—	—	—
1100244.....	SC131	—	SC118	—	—	—	—
1100246.....	SC131	—	SC118	—	—	—	—
1100247.....	SC131	—	SC118	—	—	—	—
1100249.....	SC131	—	SC118	—	—	—	—
1100250.....	SC131	—	SC118	—	—	—	—
1100251.....	SC131	—	SC118	—	—	—	—
1100252.....	SC131	—	SC118	—	—	—	—
1100253.....	SC131	—	SC118	—	—	—	—
1100254.....	SC131	—	SC118	—	—	—	—
1100255.....	SC131	—	SC118	—	—	—	—
1100256.....	SC131	SC128	SC118	—	—	—	—
1100258.....	SC131	—	SC118	—	—	—	—
1100259.....	SC131	—	SC118	—	—	—	—
1100260.....	SC131	—	SC118	—	—	—	—
1100261.....	SC131	—	SC118	—	—	—	—
1100263.....	SC131	—	SC118	—	—	—	—
1100264.....	SC131	—	SC118	—	—	—	—
1100265.....	SC131	—	SC118	—	—	—	—
1100267.....	SC131	—	—	—	—	—	—
1100268.....	SC131	—	SC118	—	—	—	—
1100269.....	SC131	—	SC118	—	—	—	—
1100270.....	SC131	—	SC118	—	—	—	—
1100271.....	SC131	—	SC118	—	—	—	—
1100272.....	SC131	—	SC118	—	—	—	—
1100273.....	SC131	—	SC118	—	—	—	—
1100274.....	SC131	—	—	SC137	SC138	—	—
1100275.....	SC131	—	SC118	—	—	—	—
1100276.....	SC131	—	SC118	—	—	—	—
1100278.....	SC131	—	SC118	—	—	—	—
1100280.....	SC131	—	SC118	—	—	—	—
1100281.....	SC131	SC128	SC118	—	—	—	—
1100282.....	SC131	—	SC118	—	—	—	—
1100283.....	SC131	—	SC118	—	—	—	—
1100284.....	SC131	—	SC118	—	—	—	—
1100285.....	SC131	—	SC118	—	—	—	—
1100286.....	SC131	—	SC118	—	—	—	—
1100287.....	SC131	—	SC118	—	—	—	—
1100288.....	SC131	—	SC118	—	—	—	—
1100289.....	SC131	—	SC118	—	—	—	—
1100290.....	SC131	—	SC118	—	—	—	—
1100291.....	SC131	—	SC118	—	—	—	—
1100293.....	SC131	—	SC118	—	—	—	—
1100294.....	SC131	SC128	SC118	—	—	—	—
1100295.....	SC131	—	SC118	—	—	—	—
1100296.....	SC131	—	SC118	—	—	—	—
1100297.....	SC131	—	SC118	—	—	—	—
1100298.....	SC131	—	SC118	—	—	—	—
1100299.....	SC131	—	SC118	—	—	—	—
1100300.....	SC131	—	SC118	—	—	—	—
1100486.....	SC131	SC128	—	—	—	—	—
1100487.....	SC131	SC128	—	—	—	—	—
1100490.....	SC131	—	—	—	—	—	—
1100491.....	SC131	—	—	—	—	—	—
1100492.....	SC131	—	—	—	—	—	—
1100493.....	SC131	SC128	—	—	—	—	—
1100494.....	SC131	SC128	—	—	—	—	—
1100497.....	SC131	—	SC118	—	—	—	—
1100542.....	SC131	SC128	SC118	—	—	—	—
1100543.....	SC131	—	—	—	—	—	—
1100544.....	SC131	—	SC118	—	—	—	—
1100545.....	SC131	—	SC118	—	—	—	—
1100546.....	SC131	SC128	SC118	—	—	—	—
1100547.....	SC131	—	—	—	—	—	—
1100548.....	SC131	SC128	—	—	—	—	—

PARTS FOR DELCO ALTERNATORS — Cont'd

Alternator Number	Screw, Brush Holder Insulated	Stator	Resistor-Regulator To Ground	Voltage Connector	Voltage Connector Cap	Post Kit (Terminal Pkg. Battery)	Post Kit (Terminal Pkg. Ground)
1100549	SC131	SC128	—	—	—	—	—
1100550	SC131	—	—	—	—	—	—
1100552	SC131	SC128	—	—	—	—	—
1100553	—	SC134	—	—	—	—	—
1100554	SC131	SC128	—	—	—	—	—
1100557	—	SC134	—	—	—	—	—
1100559	SC131	—	SC118	—	—	—	—
1100560	SC131	SC128	SC118	—	—	—	—
1100568	—	SC134	—	—	—	—	—
1100569	—	SC134	—	—	—	—	—
1100570	—	SC134	—	—	—	—	—
1100571	—	SC134	—	—	—	—	—
1100572	—	SC134	—	—	—	—	—
1100573	SC131	—	—	—	—	—	—
1100574	SC131	SC128	—	—	—	—	—
1100575	SC131	—	SC118	—	—	—	—
1100576	SC131	—	—	—	—	—	—
1100577	SC131	—	—	—	—	—	—
1100578	SC131	—	—	—	—	—	—
1100579	SC131	—	—	—	—	—	—
1100580	SC131	SC128	—	—	—	—	—
1100581	SC131	SC128	—	—	—	—	—
1100582	SC131	—	—	—	—	—	—
1100583	SC131	—	—	—	—	—	—
1100584	SC131	SC128	—	—	—	—	—
1100585	SC131	SC128	—	—	—	—	—
1100587	SC131	—	—	—	—	—	—
1100588	SC131	—	—	—	—	—	—
1100589	SC131	SC128	—	—	—	—	—
1100590	—	SC134	—	—	—	—	—
1100591	—	SC134	—	—	—	—	—
1100592	SC131	SC128	—	—	—	—	—
1100593	SC131	—	—	—	—	—	—
1100597	SC131	—	SC118	—	—	—	—
1100600	—	—	—	—	—	SC133	SC132
1100601	—	—	—	—	—	SC133	SC132
1100613	—	—	—	—	—	SC133	SC132
1100615	—	—	—	—	—	SC133	SC132
1100616	—	SC134	—	—	—	SC133	SC132
1100617	—	SC134	—	—	—	SC133	SC132
1100618	—	SC134	—	—	—	SC133	SC132
1100619	—	—	—	—	—	SC133	SC132
1100620	—	—	—	—	—	SC133	SC132
1100621	—	SC134	—	—	—	SC133	SC132
1100622	—	SC134	—	—	—	SC133	SC132
1100623	—	—	—	—	—	SC133	SC132
1100624	—	—	—	—	—	SC133	SC132
1100625	—	—	—	—	—	SC133	SC132
1100627	—	SC134	—	—	—	SC133	SC132
1100628	—	SC134	—	—	—	SC133	SC132
1100629	—	—	—	—	—	SC133	SC132
1100630	—	—	—	—	—	SC133	SC132
1100631	—	—	—	—	—	SC133	SC132
1100632	—	—	—	—	—	SC133	SC132
1100634	—	—	—	—	—	SC133	SC132
1100636	—	—	—	—	—	SC133	SC132
1100637	—	—	—	—	—	SC133	SC132
1100638	—	—	—	—	—	SC133	SC132
1100639	—	—	—	—	—	SC133	SC132
1100640	—	—	—	—	—	SC133	SC132
1100642	—	—	—	—	—	SC133	SC132
1100646	—	—	—	—	—	SC133	SC132
1100647	—	—	—	—	—	SC133	SC132
1100649	—	—	—	—	—	SC133	SC132
1100651	—	—	—	—	—	SC133	SC132
1100652	—	SC134	—	—	—	SC133	SC132
1100653	—	—	—	—	—	SC133	—
1100654	—	—	—	—	—	SC133	—
1100655	—	SC134	—	—	—	SC133	SC132

PARTS FOR DELCO ALTERNATORS

PARTS FOR DELCO ALTERNATORS — Cont'd

Alternator Number	Screw, Brush Holder Insulated	Stator	Resistor-Regulator To Ground	Voltage Connector	Voltage Connector Cap	Post Kit (Terminal Pkg. Battery)	Post Kit (Terminal Pkg. Ground)
1100656	—	—	—	—	—	SC133	SC132
1100657	—	SC134	—	—	—	SC133	SC132
1100658	—	SC134	—	—	—	SC133	SC132
1100659	—	—	—	—	—	SC133	SC132
1100660	—	SC134	—	—	—	SC133	SC132
1100661	—	SC134	—	—	—	SC133	SC132
1100662	—	—	—	—	—	SC133	SC132
1100663	—	—	—	—	—	SC133	SC132
1100664	—	SC134	—	—	—	SC133	SC132
1100665	—	SC134	—	—	—	SC133	SC132
1100667	—	—	—	—	—	SC133	SC132
1100668	—	—	—	—	—	SC133	SC132
1100669	—	—	—	—	—	SC133	SC132
1100670	—	—	—	—	—	SC133	SC132
1100671	—	SC134	—	—	—	SC133	SC132
1100672	—	SC134	—	—	—	SC133	SC132
1100674	—	—	—	—	—	SC133	SC132
1100675	—	—	—	—	—	SC133	SC132
1100676	—	—	—	—	—	SC133	SC132
1100677	—	SC134	—	—	—	SC133	SC132
1100678	—	—	—	—	—	SC133	SC132
1100679	—	SC134	—	—	—	SC133	SC132
1100680	—	—	—	—	—	SC133	SC132
1100681	—	SC134	—	—	—	SC133	SC132
1100682	—	SC134	—	—	—	SC133	SC132
1100683	—	—	—	—	—	SC133	SC132
1100684	—	—	—	—	—	SC133	SC132
1100685	—	SC134	—	—	—	SC133	SC132
1100686	—	SC134	—	—	—	SC133	SC132
1100687	—	—	—	—	—	SC133	SC132
1100688	—	—	—	—	—	SC133	SC132
1100689	—	—	—	—	—	SC133	SC132
1100690	—	SC134	—	—	—	SC133	SC132
1100691	—	—	—	—	—	SC133	SC132
1100692	—	SC134	—	—	—	SC133	SC132
1100693	—	—	—	—	—	SC133	SC132
1100694	—	SC134	—	—	—	SC133	SC132
1100695	—	—	—	—	—	SC133	SC132
1100696	—	—	—	—	—	SC133	SC132
1100697	—	—	—	—	—	SC133	SC132
1100698	—	—	—	—	—	SC133	SC132
1100699	—	—	—	—	—	SC133	SC132
1100700	—	SC134	—	—	—	SC133	SC132
1100701	—	SC134	—	—	—	SC133	SC132
1100702	—	—	—	—	—	SC133	SC132
1100703	—	—	—	—	—	SC133	SC132
1100704	—	—	—	—	—	SC133	SC132
1100705	—	—	—	—	—	SC133	SC132
1100706	—	—	—	—	—	SC133	SC132
1100707	—	SC134	—	—	—	SC133	SC132
1100708	—	—	—	—	—	SC133	SC132
1100709	—	SC134	—	—	—	SC133	SC132
1100710	—	SC134	—	—	—	SC133	SC132
1100711	—	—	—	—	—	SC133	SC132
1100713	—	SC134	—	—	—	SC133	SC132
1100714	—	—	—	—	—	SC133	SC132
1100715	—	—	—	—	—	SC133	SC132
1100716	—	SC134	—	—	—	SC133	SC132
1100717	—	—	—	—	—	SC133	SC132
1100718	—	SC134	—	—	—	SC133	SC132
1100719	—	—	—	—	—	SC133	SC132
1100720	—	—	—	—	—	SC133	SC132
1100721	—	—	—	—	—	SC133	—
1100722	—	—	—	—	—	SC133	—
1100723	—	SC134	—	—	—	SC133	SC132
1100724	—	—	—	—	—	SC133	SC132
1100725	—	—	—	—	—	SC133	SC132
1100726	—	SC134	—	—	—	SC133	SC132
1100727	—	—	—	—	—	SC133	SC132

PARTS FOR DELCO ALTERNATORS — Cont'd

Alternator Number	Screw, Brush Holder		Resistor- Regulator To Ground	Voltage Connector	Voltage Connector Cap	Post Kit (Terminal Pkg. Battery)	Post Kit (Terminal Pkg. Ground)
	Insulated	Stator					
1100728.....	—	SC134	—	—	—	SC133	SC132
1100729.....	—	—	—	—	—	SC133	SC132
1100730.....	—	SC134	—	—	—	SC133	SC132
1100731.....	—	—	—	—	—	SC133	SC132
1100732.....	—	—	—	—	—	SC133	—
1100733.....	—	SC134	—	—	—	SC133	SC132
1100734.....	—	—	—	—	—	SC133	SC132
1100735.....	—	—	—	—	—	SC133	SC132
1100736.....	—	—	—	—	—	SC133	SC132
1100737.....	—	SC134	—	—	—	SC133	SC132
1100738.....	—	SC134	—	—	—	SC133	SC132
1100739.....	—	—	—	—	—	SC133	SC132
1100740.....	—	—	—	—	—	SC133	SC132
1100741.....	—	—	—	—	—	SC133	SC132
1100742.....	—	SC134	—	—	—	SC133	SC132
1100744.....	—	—	—	—	—	SC133	SC132
1100745.....	—	SC134	—	—	—	SC133	SC132
1100747.....	—	SC134	—	—	—	SC133	SC132
1100748.....	—	—	—	—	—	SC133	SC132
1100749.....	—	SC134	—	—	—	SC133	SC132
1100750.....	—	SC134	—	—	—	SC133	SC132
1100751.....	—	—	—	—	—	SC133	SC132
1100752.....	—	SC134	—	—	—	SC133	SC132
1100753.....	—	—	—	—	—	SC133	SC132
1100758.....	—	SC134	—	—	—	SC133	SC132
1100759.....	—	SC134	—	—	—	SC133	SC132
1100760.....	—	SC134	—	—	—	SC133	SC132
1100761.....	—	—	—	—	—	SC133	SC132
1100762.....	—	—	—	—	—	SC133	SC132
1100763.....	—	SC134	—	—	—	SC133	SC132
1100764.....	—	SC134	—	—	—	SC133	SC132
1100765.....	—	—	—	—	—	SC133	SC132
1100767.....	—	—	—	—	—	SC133	SC132
1100768.....	—	—	—	—	—	SC133	SC132
1100769.....	—	—	—	—	—	SC133	SC132
1100770.....	—	SC134	—	—	—	SC133	SC132
1100771.....	—	—	—	—	—	SC133	SC132
1100772.....	—	—	—	—	—	SC133	SC132
1100773.....	—	—	—	—	—	SC133	SC132
1100774.....	—	—	—	—	—	SC133	SC132
1100775.....	—	—	—	—	—	SC133	SC132
1100776.....	—	—	—	—	—	SC133	SC132
1100777.....	—	SC134	—	—	—	SC133	SC132
1100778.....	—	—	—	—	—	SC133	SC132
1100779.....	—	—	—	—	—	SC133	SC132
1100780.....	—	—	—	—	—	SC133	SC132
1100781.....	—	—	—	—	—	SC133	SC132
1100782.....	—	SC134	—	—	—	SC133	SC132
1100786.....	—	SC134	—	—	—	SC133	SC132
1100787.....	—	SC134	—	—	—	SC133	SC132
1100788.....	—	—	—	—	—	SC133	SC132
1100790.....	—	SC134	—	—	—	SC133	SC132
1100791.....	—	SC134	—	—	—	SC133	SC132
1100792.....	—	—	—	—	—	SC133	SC132
1100793.....	—	SC134	—	—	—	SC133	—
1100794.....	—	—	—	—	—	SC133	SC132
1100795.....	—	—	—	—	—	SC133	SC132
1100796.....	—	SC134	—	—	—	SC133	SC132
1100797.....	—	—	—	—	—	SC133	SC132
1100798.....	—	—	—	—	—	SC133	SC132
1100799.....	—	SC134	—	—	—	SC133	SC132
1100800.....	—	SC134	—	—	—	SC133	SC132
1100801.....	—	—	—	—	—	SC133	SC132
1100802.....	—	SC134	—	—	—	SC133	SC132
1100803.....	—	SC134	—	—	—	SC133	SC132
1100804.....	—	SC134	—	—	—	SC133	SC132
1100805.....	—	SC134	—	—	—	SC133	SC132
1100806.....	—	—	—	—	—	SC133	—
1100807.....	—	—	—	—	—	SC133	SC132

PARTS FOR DELCO ALTERNATORS

PARTS FOR DELCO ALTERNATORS — Cont'd

Alternator Number	Screw, Brush Holder Insulated	Stator	Resistor-Regulator To Ground	Voltage Connector	Voltage Connector Cap	Post Kit (Terminal Pkg. Battery)	Post Kit (Terminal Pkg. Ground)
1100808	—	SC134	—	—	—	SC133	SC132
1100809	—	SC134	—	—	—	SC133	SC132
1100810	—	SC134	—	—	—	SC133	SC132
1100812	—	—	—	—	—	SC133	SC132
1100813	—	—	—	—	—	SC133	SC132
1100814	—	—	—	—	—	SC133	SC132
1100815	—	—	—	—	—	SC133	SC132
1100816	—	SC134	—	—	—	SC133	SC132
1100817	—	SC134	—	—	—	SC133	SC132
1100818	—	SC134	—	—	—	SC133	SC132
1100819	—	—	—	—	—	SC133	SC132
1100820	—	—	—	—	—	SC133	SC132
1100821	—	—	—	—	—	SC133	SC132
1100822	—	—	—	—	—	SC133	SC132
1100825	—	SC128	—	—	—	—	—
1100827	—	—	—	—	—	SC133	SC132
1100828	—	—	—	—	—	SC133	SC132
1100834	—	—	—	—	—	SC133	SC132
1100836	—	—	—	—	—	SC133	SC132
1100837	—	—	—	—	—	SC133	SC132
1100838	—	—	—	—	—	SC133	SC132
1100839	—	—	—	—	—	SC133	SC132
1100841	—	—	—	—	—	SC133	SC132
1100842	—	—	—	—	—	SC133	SC132
1100843	—	SC134	—	—	—	SC133	SC132
1100845	—	SC134	—	—	—	SC133	SC132
1100846	—	SC134	—	—	—	SC133	SC132
1100847	—	SC134	—	—	—	SC133	SC132
1100849	—	SC134	—	—	—	SC133	SC132
1100851	—	—	—	—	—	SC133	SC132
1100852	—	SC128	—	—	—	—	—
1100854	—	SC128	—	—	—	—	—
1100855	—	SC128	—	—	—	—	—
1100856	—	SC134	—	—	—	SC133	SC132
1100857	—	—	—	—	—	SC133	SC132
1100860	—	SC134	—	—	—	SC133	SC132
1100861	—	SC128	—	—	—	—	—
1100862	—	—	—	—	—	SC133	SC132
1100863	—	SC134	—	—	—	SC133	SC132
1100864	—	—	—	—	—	SC133	SC132
1100865	—	SC128	—	—	—	—	—
1100870	—	SC134	—	—	—	SC133	SC132
1100871	—	—	—	—	—	SC133	SC132
1100875	—	—	—	—	—	SC133	SC132
1100879	—	—	—	—	—	SC133	SC132
1100897	—	—	—	—	—	SC133	SC132
1100882	—	SC128	—	—	—	—	—
1100883	—	SC134	—	—	—	SC133	SC132
1100884	—	SC128	—	—	—	—	—
1100885	—	—	—	—	—	SC133	SC132
1100886	—	SC134	—	—	—	SC133	SC132
1100887	—	SC134	—	—	—	SC133	SC132
1100888	—	—	—	—	—	SC133	SC132
1100889	—	SC134	—	—	—	SC133	SC132
1100890	—	SC128	—	—	—	—	—
1100891	—	SC134	—	—	—	SC133	SC132
1100892	—	SC134	—	—	—	SC133	SC132
1100893	—	SC134	—	—	—	SC133	SC132
1100895	—	SC134	—	—	—	SC133	SC132
1100896	—	—	—	—	—	SC133	SC132
1100897	—	SC128	—	—	—	—	—
1100903	—	SC128	—	—	—	—	—
1100904	—	SC128	—	—	—	—	—
1100905	—	—	—	—	—	SC133	SC132
1100906	—	SC134	—	—	—	SC133	SC132
1100907	—	SC134	—	—	—	SC133	SC132
1100908	—	—	—	—	—	SC133	SC132
1100909	—	SC134	—	—	—	SC133	SC132
1100910	—	SC134	—	—	—	SC133	SC132

PARTS FOR DELCO ALTERNATORS

PARTS FOR DELCO ALTERNATORS — Cont'd

Alternator Number	Screw, Brush Holder		Resistor-Regulator To Ground	Voltage Connector	Voltage Connector Cap	Post Kit (Terminal Pkg. Battery)	Post Kit (Terminal Pkg. Ground)
	Insulated	Stator					
1100911	—	SC128	—	—	—	—	—
1100914	SC131	—	—	—	—	—	—
1100915	SC131	—	—	—	—	—	—
1100916	—	SC134	—	—	—	SC133	SC132
1100917	—	SC134	—	—	—	SC133	SC132
1100919	SC131	—	—	—	—	—	—
1100920	SC131	SC128	—	—	—	—	—
1100921	—	SC134	—	—	—	SC133	SC132
1100922	SC131	—	—	—	—	—	—
1100923	SC131	SC128	—	—	—	—	—
1100924	SC131	SC128	—	—	—	—	—
1100925	SC131	SC128	—	—	—	—	—
1100926	SC131	—	—	—	—	—	—
1100927	SC131	—	—	—	—	—	—
1100928	SC131	SC128	—	—	—	—	—
1100929	SC131	—	—	—	—	—	—
1100930	SC131	—	—	—	—	—	—
1100931	—	SC134	—	—	—	SC133	SC132
1100932	—	SC134	—	—	—	SC133	SC132
1100934	SC131	—	—	—	—	—	—
1100935	SC131	SC128	—	—	—	—	—
1100936	SC131	—	—	—	—	—	—
1100937	SC131	SC128	—	—	—	—	—
1100940	SC131	—	—	—	—	—	—
1100946	SC131	SC128	—	—	—	—	—
1100947	SC131	—	—	—	—	—	—
1100948	SC131	SC128	—	—	—	—	—
1100949	SC131	SC128	—	—	—	—	—
1100950	SC131	—	SC118	—	—	—	—
1101015	SC131	—	—	—	—	—	—
1101016	SC131	—	SC118	—	—	—	—
1101018	SC131	—	SC118	—	—	—	—
1101019	SC131	—	SC118	—	—	—	—
1101020	SC131	—	SC118	—	—	—	—
1101022	SC131	—	SC118	—	—	—	—
1101023	SC131	—	SC118	—	—	—	—
1101024	SC131	—	SC118	—	—	—	—
1101025	SC131	—	SC118	—	—	—	—
1101026	SC131	—	SC118	—	—	—	—
1101027	SC131	—	SC118	—	—	—	—
1101028	SC131	—	SC118	—	—	—	—
1101029	SC131	—	SC118	—	—	—	—
1101030	SC131	—	SC118	—	—	—	—
1101031	SC131	—	SC118	—	—	—	—
1101033	SC131	—	SC118	—	—	—	—
1101034	SC131	—	SC118	—	—	—	—
1101035	SC131	—	SC118	—	—	—	—
1101036	SC131	—	SC118	—	—	—	—
1101037	SC131	—	SC118	—	—	—	—
1101038	SC131	—	SC118	—	—	—	—
1101039	SC131	—	SC118	—	—	—	—
1101040	SC131	—	SC118	—	—	—	—
1101041	SC131	—	SC118	—	—	—	—
1101042	SC131	—	SC118	—	—	—	—
1101043	SC131	—	SC118	—	—	—	—
1101044	SC131	—	SC118	—	—	—	—
1101045	SC131	—	SC118	—	—	—	—
1101046	SC131	—	SC118	—	—	—	—
1101047	SC131	—	SC118	—	—	—	—
1101048	SC131	—	—	—	—	—	—
1101049	SC131	—	SC118	—	—	—	—
1101050	SC131	—	SC118	—	—	—	—
1101058	SC131	—	SC118	—	—	—	—
1101059	SC131	—	SC118	—	—	—	—
1101060	SC131	—	SC118	—	—	—	—
1101061	SC131	—	SC118	—	—	—	—
1101062	SC131	—	SC118	—	—	—	—
1101063	SC131	—	SC118	—	—	—	—
1101064	SC131	—	SC118	—	—	—	—

PARTS FOR DELCO ALTERNATORS

PARTS FOR DELCO ALTERNATORS — Cont'd

Alternator Number	Screw, Brush Holder		Resistor-Regulator To Ground	Voltage Connector	Voltage Connector Cap	Post Kit (Terminal Pkg. Battery)	Post Kit (Terminal Pkg. Ground)
	Insulated	Stator					
1101065	SC131	—	SC118	—	—	—	—
1101066	SC131	—	SC118	—	—	—	—
1101067	SC131	—	SC118	—	—	—	—
1101068	SC131	—	SC118	—	—	—	—
1101070	SC131	—	SC118	—	—	—	—
1101071	SC131	—	SC118	—	—	—	—
1101073	SC131	—	SC118	—	—	—	—
1101075	SC131	—	SC118	—	—	—	—
1101076	SC131	—	SC118	—	—	—	—
1101077	SC131	—	SC118	—	—	—	—
1101078	SC131	—	SC118	—	—	—	—
1101079	SC131	—	SC118	—	—	—	—
1101080	SC131	—	SC118	—	—	—	—
1101081	SC131	—	—	—	—	—	—
1101082	SC131	—	SC118	—	—	—	—
1101084	SC131	—	SC118	—	—	—	—
1101085	SC131	—	SC118	—	—	—	—
1101086	SC131	—	SC118	—	—	—	—
1101087	SC131	—	—	—	—	—	—
1101088	SC131	—	SC118	—	—	—	—
1101090	SC131	—	SC118	—	—	—	—
1101091	SC131	—	SC118	—	—	—	—
1101092	SC131	—	SC118	—	—	—	—
1101093	SC131	—	—	—	—	—	—
1101094	SC131	—	—	—	—	—	—
1101095	SC131	—	SC118	—	—	—	—
1101096	SC131	—	SC118	—	—	—	—
1101097	SC131	—	SC118	—	—	—	—
1101436	SC131	—	—	—	—	—	—
1101437	SC131	—	SC118	—	—	—	—
1101438	SC131	—	SC118	—	—	—	—
1101439	SC131	—	—	—	—	—	—
1101440	SC131	—	—	—	—	—	—
1101441	SC131	—	SC118	—	—	—	—
1101443	SC131	—	SC118	—	—	—	—
1101446	SC131	—	SC118	—	—	—	—
1101447	SC131	—	SC118	—	—	—	—
1101448	SC131	—	SC118	—	—	—	—
1101449	SC131	—	SC118	—	—	—	—
1101450	SC131	—	—	—	—	—	—
1101700	SC131	—	—	—	—	—	—
1101924	SC131	—	SC118	—	—	—	—
1101925	SC131	—	SC118	—	—	—	—
1102346	SC131	—	SC118	—	—	—	—
1102347	SC131	SC128	SC118	—	—	—	—
1102348	SC131	—	—	—	—	—	—
1102349	SC131	—	—	—	—	—	—
1102350	SC131	SC128	—	—	—	—	—
1102352	SC131	SC128	—	—	—	—	—
1102353	SC131	—	SC118	—	—	—	—
1102354	SC131	SC128	—	—	—	—	—
1102359	SC131	—	—	—	—	—	—
1102360	SC131	SC128	—	—	—	—	—
1102361	SC131	SC128	—	—	—	—	—
1102362	SC131	—	—	—	—	—	—
1102363	SC131	—	—	—	—	—	—
1102364	SC131	—	—	—	—	—	—
1102365	SC131	—	SC118	—	—	—	—
1102366	SC131	—	—	—	—	—	—
1102367	SC131	SC128	—	—	—	—	—
1102368	SC131	SC128	—	—	—	—	—
1102369	SC131	SC128	—	—	—	—	—
1102370	SC131	SC128	—	—	—	—	—
1102375	SC131	—	—	—	—	—	—
1102379	SC131	—	—	—	—	—	—
1102380	SC131	SC128	SC118	—	—	—	—
1102381	SC131	—	—	—	—	—	—
1102382	SC131	—	SC118	—	—	—	—
1102383	SC131	SC128	SC118	—	—	—	—

PARTS FOR DELCO ALTERNATORS — Cont'd

Alternator Number	Screw, Brush Holder		Resistor- Regulator To Ground	Voltage Connector	Voltage Connector Cap	Post Kit (Terminal Pkg. Battery)	Post Kit (Terminal Pkg. Ground)
	Insulated	Stator					
1102384.....	SC131	—	—	—	—	—	—
1102385.....	SC131	SC128	—	—	—	—	—
1102386.....	SC131	SC128	SC118	—	—	—	—
1102387.....	SC131	—	SC118	—	—	—	—
1102388.....	SC131	—	SC118	—	—	—	—
1102389.....	SC131	—	SC118	—	—	—	—
1102390.....	SC131	SC128	SC118	—	—	—	—
1102391.....	SC131	SC128	SC118	—	—	—	—
1102392.....	SC131	SC128	SC118	—	—	—	—
1102393.....	SC131	—	—	—	—	—	—
1102394.....	SC131	—	SC118	—	—	—	—
1102395.....	SC131	SC128	SC118	—	—	—	—
1102396.....	SC131	SC128	—	—	—	—	—
1102397.....	SC131	—	SC118	—	—	—	—
1102398.....	SC131	—	—	—	—	—	—
1102399.....	SC131	—	SC118	—	—	—	—
1102400.....	SC131	—	SC118	—	—	—	—
1102433.....	—	SC128	—	—	—	—	—
1102436.....	—	SC128	—	—	—	—	—
1102437.....	—	SC128	—	—	—	—	—
1102438.....	—	SC128	—	—	—	—	—
1102439.....	—	SC128	—	—	—	—	—
1102441.....	—	SC128	—	—	—	—	—
1102442.....	—	SC128	—	—	—	—	—
1102444.....	—	SC128	—	—	—	—	—
1102446.....	—	SC128	—	—	—	—	—
1102447.....	—	SC128	—	—	—	—	—
1102448.....	—	SC128	—	—	—	—	—
1102450.....	—	SC128	—	—	—	—	—
1102451.....	—	SC128	—	—	—	—	—
1102456.....	—	SC128	—	—	—	—	—
1102457.....	—	—	SC118	—	—	—	—
1102460.....	SC131	SC128	SC118	—	—	—	—
1102461.....	SC131	SC128	SC118	—	—	—	—
1102463.....	SC131	SC128	—	—	—	—	—
1102464.....	SC131	SC128	—	—	—	—	—
1102465.....	SC131	SC128	SC118	—	—	—	—
1102466.....	SC131	SC128	SC118	—	—	—	—
1102467.....	SC131	SC128	SC118	—	—	—	—
1102468.....	SC131	SC128	SC118	—	—	—	—
1102471.....	SC131	—	SC118	—	—	—	—
1102472.....	SC131	—	SC118	—	—	—	—
1102474.....	SC131	SC128	SC118	—	—	—	—
1102475.....	SC131	—	SC118	—	—	—	—
1102476.....	SC131	SC128	SC118	—	—	—	—
1102477.....	SC131	—	SC118	—	—	—	—
1102478.....	SC131	SC128	SC118	—	—	—	—
1102479.....	SC131	SC128	SC118	—	—	—	—
1102480.....	SC131	SC128	SC118	—	—	—	—
1102481.....	SC131	—	SC118	—	—	—	—
1102482.....	SC131	SC128	SC118	—	—	—	—
1102483.....	SC131	—	SC118	—	—	—	—
1102484.....	SC131	—	SC118	—	—	—	—
1102485.....	SC131	—	SC118	—	—	—	—
1102486.....	SC131	SC128	SC118	—	—	—	—
1102488.....	SC131	SC128	SC118	—	—	—	—
1102491.....	SC131	—	SC118	—	—	—	—
1102493.....	SC131	—	SC118	—	—	—	—
1102494.....	SC131	SC128	SC118	—	—	—	—
1102495.....	SC131	SC128	SC118	—	—	—	—
1102496.....	SC131	—	SC118	—	—	—	—
1102497.....	SC131	SC128	SC118	—	—	—	—
1102498.....	SC131	SC128	SC118	—	—	—	—
1102499.....	SC131	—	SC118	—	—	—	—
1102500.....	SC131	SC128	SC118	—	—	—	—
1102548.....	SC131	SC128	SC118	—	—	—	—
1102549.....	SC131	SC128	SC118	—	—	—	—
1102550.....	SC131	SC128	SC118	—	—	—	—
1102839.....	SC131	SC128	SC118	—	—	—	—

PARTS FOR DELCO ALTERNATORS

PARTS FOR DELCO ALTERNATORS — Cont'd

Alternator Number	Screw, Brush Holder		Resistor-Regulator To Ground	Voltage Connector	Voltage Connector Cap	Post Kit (Terminal Pkg. Battery)	Post Kit (Terminal Pkg. Ground)
	Insulated	Stator					
1102840.....	SC131	SC128	SC118	—	—	—	—
1102841.....	SC131	—	SC118	—	—	—	—
1102842.....	SC131	SC128	SC118	—	—	—	—
1102843.....	SC131	SC128	SC118	—	—	—	—
1102844.....	SC131	SC128	SC118	—	—	—	—
1102845.....	SC131	—	SC118	—	—	—	—
1102846.....	SC131	SC128	SC118	—	—	—	—
1102847.....	SC131	—	SC118	—	—	—	—
1102848.....	SC131	—	SC118	—	—	—	—
1102849.....	SC131	SC128	SC118	—	—	—	—
1102850.....	SC131	—	SC118	—	—	—	—
1102851.....	SC131	SC128	SC118	—	—	—	—
1102853.....	SC131	SC128	SC118	—	—	—	—
1102854.....	SC131	SC128	SC118	—	—	—	—
1102856.....	SC131	—	SC118	—	—	—	—
1102857.....	SC131	SC128	SC118	—	—	—	—
1102858.....	SC131	—	SC118	—	—	—	—
1102859.....	SC131	SC128	SC118	—	—	—	—
1102860.....	SC131	SC128	SC118	—	—	—	—
1102861.....	SC131	—	SC118	—	—	—	—
1102862.....	SC131	SC128	SC118	—	—	—	—
1102866.....	SC131	—	SC118	—	—	—	—
1102869.....	SC131	SC128	SC118	—	—	—	—
1102871.....	SC131	—	—	—	—	—	—
1102876.....	SC131	SC128	—	—	—	—	—
1102877.....	SC131	—	SC118	—	—	—	—
1102878.....	SC131	SC128	SC118	—	—	—	—
1102879.....	SC131	SC128	SC118	—	—	—	—
1102881.....	SC131	—	SC118	—	—	—	—
1102882.....	SC131	—	SC118	—	—	—	—
1102883.....	SC131	SC128	SC118	—	—	—	—
1102884.....	SC131	SC128	SC118	—	—	—	—
1102885.....	SC131	SC128	SC118	—	—	—	—
1102886.....	SC131	SC128	SC118	—	—	—	—
1102887.....	SC131	—	SC118	—	—	—	—
1102888.....	SC131	SC128	SC118	—	—	—	—
1102889.....	SC131	—	SC118	—	—	—	—
1102891.....	SC131	SC128	SC118	—	—	—	—
1102892.....	SC131	SC128	SC118	—	—	—	—
1102893.....	SC131	SC128	SC118	—	—	—	—
1102894.....	SC131	SC128	—	—	—	—	—
1102895.....	SC131	SC128	SC118	—	—	—	—
1102896.....	SC131	—	SC118	—	—	—	—
1102897.....	SC131	SC128	SC118	—	—	—	—
1102898.....	SC131	—	SC118	—	—	—	—
1102901.....	SC131	SC128	SC118	—	—	—	—
1102902.....	SC131	SC128	SC118	—	—	—	—
1102903.....	SC131	SC128	SC118	—	—	—	—
1102904.....	SC131	SC128	SC118	—	—	—	—
1102905.....	SC131	SC128	SC118	—	—	—	—
1102906.....	SC131	SC128	SC118	—	—	—	—
1102907.....	SC131	SC128	—	—	—	—	—
1102908.....	SC131	SC128	SC118	—	—	—	—
1102909.....	SC131	SC128	SC118	—	—	—	—
1102910.....	—	SC128	—	—	—	—	—
1102911.....	—	SC128	SC118	—	—	—	—
1102913.....	—	SC128	SC118	—	—	—	—
1102914.....	—	SC128	—	—	—	—	—
1102915.....	SC131	—	—	—	—	—	—
1102918.....	SC131	—	—	—	—	—	—
1102919.....	SC131	—	—	SC137	SC138	—	—
1102920.....	SC131	—	—	—	—	—	—
1102921.....	SC131	—	—	—	—	—	—
1102922.....	SC131	—	—	—	—	—	—
1102924.....	SC131	—	—	SC137	SC138	—	—
1102925.....	SC131	—	—	—	—	—	—
1102926.....	SC131	—	—	—	—	—	—
1102927.....	SC131	—	—	—	—	—	—
1102928.....	SC131	—	—	—	—	—	—

PARTS FOR DELCO ALTERNATORS — Cont'd

Alternator Number	Screw, Brush Holder		Resistor- Regulator To Ground	Voltage Connector	Voltage Connector Cap	Post Kit (Terminal Pkg. Battery)	Post Kit (Terminal Pkg. Ground)
	Insulated	Stator					
1102929	SC131	—	—	—	—	—	—
1102930	SC131	—	—	—	—	—	—
1102931	SC131	—	—	SC137	SC138	—	—
1102932	SC131	—	—	—	—	—	—
1102933	SC131	—	—	—	—	—	—
1102934	SC131	—	—	—	—	—	—
1102935	SC131	—	—	—	—	—	—
1102936	SC131	—	—	—	—	—	—
1102937	SC131	—	—	—	—	—	—
1102940	SC131	—	—	—	—	—	—
1102942	SC131	—	—	—	—	—	—
1102943	—	—	—	—	—	—	—
1102944	—	—	—	—	—	SC133	SC132
1102945	—	SC134	—	—	—	SC133	SC132
1103033	SC131	—	—	—	—	—	—
1103034	SC131	SC128	—	—	—	—	—
1103035	SC131	—	SC118	—	—	—	—
1103036	SC131	—	SC118	—	—	—	—
1103037	SC131	SC128	SC118	—	—	—	—
1103039	SC131	—	—	—	—	—	—
1103040	SC131	SC128	—	—	—	—	—
1103041	SC131	SC128	—	—	—	—	—
1103042	SC131	SC128	—	—	—	—	—
1103043	SC131	—	SC118	—	—	—	—
1103044	SC131	SC128	SC118	—	—	—	—
1103045	SC131	SC128	SC118	—	—	—	—
1103046	SC131	SC128	—	—	—	—	—
1103047	SC131	—	—	—	—	—	—
1103048	SC131	SC128	SC118	—	—	—	—
1103049	SC131	SC128	SC118	—	—	—	—
1103050	SC131	—	SC118	—	—	—	—
1103051	SC131	SC128	SC118	—	—	—	—
1103052	SC131	—	SC118	—	—	—	—
1103053	SC131	—	SC118	—	—	—	—
1103054	SC131	—	SC118	—	—	—	—
1103055	SC131	—	SC118	—	—	—	—
1103056	SC131	—	SC118	—	—	—	—
1103057	SC131	—	SC118	—	—	—	—
1103058	SC131	—	SC118	—	—	—	—
1103059	SC131	SC128	SC118	—	—	—	—
1103060	SC131	SC128	SC118	—	—	—	—
1103061	SC131	SC128	SC118	—	—	—	—
1103062	SC131	SC128	SC118	—	—	—	—
1103063	SC131	SC128	SC118	—	—	—	—
1103064	SC131	SC128	SC118	—	—	—	—
1103065	SC131	SC128	SC118	—	—	—	—
1103066	SC131	SC128	SC118	—	—	—	—
1103067	SC131	SC128	SC118	—	—	—	—
1103068	SC131	SC128	SC118	—	—	—	—
1103069	SC131	—	SC118	—	—	—	—
1103070	SC131	SC128	SC118	—	—	—	—
1103071	SC131	SC128	SC118	—	—	—	—
1103072	SC131	—	SC118	—	—	—	—
1103073	SC131	—	SC118	—	—	—	—
1103074	SC131	—	SC118	—	—	—	—
1103075	SC131	—	SC118	—	—	—	—
1103076	SC131	SC128	SC118	—	—	—	—
1103078	SC131	—	SC118	—	—	—	—
1103079	SC131	SC128	SC118	—	—	—	—
1103080	SC131	—	SC118	—	—	—	—
1103081	SC131	SC128	SC118	—	—	—	—
1103082	SC131	SC128	SC118	—	—	—	—
1103083	SC131	SC128	SC118	—	—	—	—
1103084	SC131	SC128	SC118	—	—	—	—
1103085	SC131	SC128	SC118	—	—	—	—
1103086	SC131	SC128	SC118	—	—	—	—
1103088	SC131	SC128	SC118	—	—	—	—
1103089	SC131	SC128	SC118	—	—	—	—
1103090	SC131	SC128	SC118	—	—	—	—

PARTS FOR DELCO ALTERNATORS

PARTS FOR DELCO ALTERNATORS — Cont'd

Alternator Number	Screw, Brush Holder Insulated	Stator	Resistor-Regulator To Ground	Voltage Connector	Voltage Connector Cap	Post Kit (Terminal Pkg. Battery)	Post Kit (Terminal Pkg. Ground)
1103091.....	SC131	SC128	—	—	—	—	—
1103092.....	SC131	SC128	SC118	—	—	—	—
1103093.....	SC131	SC128	SC118	—	—	—	—
1103094.....	SC131	SC128	SC118	—	—	—	—
1103095.....	SC131	SC128	SC118	—	—	—	—
1103096.....	SC131	SC128	SC118	—	—	—	—
1103097.....	SC131	—	—	—	—	—	—
1103098.....	SC131	SC128	SC118	—	—	—	—
1103099.....	SC131	SC128	—	—	—	—	—
1103100.....	SC131	SC128	SC118	—	—	—	—
1103101.....	SC131	—	SC118	—	—	—	—
1103102.....	SC131	SC128	SC118	—	—	—	—
1103103.....	SC131	SC128	SC118	—	—	—	—
1103104.....	SC131	—	SC118	—	—	—	—
1103105.....	SC131	—	SC118	—	—	—	—
1103106.....	SC131	SC128	SC118	—	—	—	—
1103111.....	SC131	SC128	SC118	—	—	—	—
1103112.....	SC131	SC128	SC118	—	—	—	—
1103113.....	SC131	—	—	—	—	—	—
1103114.....	SC131	—	—	—	—	—	—
1103117.....	SC131	—	—	—	—	—	—
1103118.....	SC131	—	SC118	—	—	—	—
1103119.....	SC131	SC128	SC118	—	—	—	—
1103120.....	SC131	SC128	SC118	—	—	—	—
1103121.....	SC131	SC128	SC118	—	—	—	—
1103122.....	SC131	SC128	SC118	—	—	—	—
1103132.....	SC131	—	SC118	—	—	—	—
1103134.....	SC131	—	—	—	—	—	—
1103139.....	SC131	—	—	—	—	—	—
1103140.....	SC131	SC128	—	—	—	—	—
1103142.....	SC131	SC128	SC118	—	—	—	—
1103143.....	SC131	—	SC118	—	—	—	—
1103144.....	SC131	—	SC118	—	—	—	—
1103145.....	SC131	—	SC118	—	—	—	—
1103146.....	SC131	SC128	SC118	—	—	—	—
1103147.....	SC131	—	SC118	—	—	—	—
1103148.....	SC131	—	SC118	—	—	—	—
1103149.....	SC131	—	SC118	—	—	—	—
1103151.....	SC131	SC128	—	—	—	—	—
1103152.....	SC131	—	—	—	—	—	—
1103153.....	SC131	SC128	—	—	—	—	—
1103154.....	SC131	—	—	—	—	—	—
1103155.....	SC131	SC128	—	—	—	—	—
1103156.....	SC131	SC128	—	—	—	—	—
1103157.....	SC131	SC128	—	—	—	—	—
1103158.....	SC131	—	—	—	—	—	—
1103161.....	SC131	—	SC118	—	—	—	—
1103162.....	SC131	—	SC118	—	—	—	—
1103169.....	SC131	SC128	—	—	—	—	—
1103170.....	SC131	—	—	—	—	—	—
1103182.....	SC131	SC128	SC118	—	—	—	—
1103186.....	SC131	SC128	SC118	—	—	—	—
1103187.....	SC131	—	SC118	—	—	—	—
1103190.....	SC131	—	—	—	—	—	—
1103193.....	SC131	—	—	—	—	—	—
1103195.....	SC131	SC128	—	—	—	—	—
1103196.....	SC131	SC128	—	—	—	—	—
1103197.....	SC131	SC128	SC118	—	—	—	—
1105022.....	SC131	—	—	—	—	—	—
1105023.....	SC131	—	—	—	—	—	—
1105025.....	SC131	—	—	—	—	—	—
1105027.....	SC131	—	—	—	—	—	—
1105028.....	SC131	—	—	—	—	—	—
1105029.....	SC131	—	—	—	—	—	—
1105032.....	SC131	—	—	—	—	—	—
1105034.....	SC131	—	—	—	—	—	—
1105036.....	SC131	—	—	—	—	—	—
1105040.....	SC131	—	—	—	—	—	—
1105041.....	SC131	—	—	—	—	—	—

PARTS FOR DELCO ALTERNATORS

PARTS FOR DELCO ALTERNATORS — Cont'd

Alternator Number	Screw, Brush Holder Insulated	Stator	Resistor-Regulator To Ground	Voltage Connector	Voltage Connector Cap	Post Kit (Terminal Pkg. Battery)	Post Kit (Terminal Pkg. Ground)
1105042	SC131	—	—	—	—	—	—
1105043	SC131	—	—	—	—	—	—
1105044	SC131	—	—	—	—	—	—
1105045	SC131	—	—	—	—	—	—
1105046	SC131	—	—	—	—	—	—
1105047	SC131	—	—	—	—	—	—
1105048	SC131	—	—	—	—	—	—
1105050	SC131	—	—	—	—	—	—
1105058	SC131	—	—	—	—	—	—
1105059	SC131	—	—	—	—	—	—
1105060	SC131	—	—	—	—	—	—
1105063	SC131	—	—	—	—	—	—
1105064	SC131	—	—	—	—	—	—
1105065	SC131	—	—	—	—	—	—
1105066	SC131	—	—	—	—	—	—
1105067	SC131	—	—	—	—	—	—
1105068	SC131	—	—	—	—	—	—
1105069	SC131	—	—	—	—	—	—
1105070	SC131	—	—	—	—	—	—
1105071	SC131	—	—	—	—	—	—
1105072	SC131	—	—	—	—	—	—
1105073	SC131	—	—	—	—	—	—
1105074	SC131	—	—	—	—	—	—
1105075	SC131	—	—	—	—	—	—
1105076	SC131	—	—	—	—	—	—
1105077	SC131	—	—	—	—	—	—
1105078	SC131	—	—	—	—	—	—
1105079	SC131	—	—	—	—	—	—
1105080	SC131	—	—	—	—	—	—
1105081	SC131	—	—	—	—	—	—
1105082	SC131	—	—	—	—	—	—
1105083	SC131	—	—	—	—	—	—
1105084	SC131	—	—	—	—	—	—
1105085	SC131	—	SC118	—	—	—	—
1105086	SC131	—	—	—	—	—	—
1105087	SC131	—	—	—	—	—	—
1105088	SC131	—	—	—	—	—	—
1105089	SC131	—	—	—	—	—	—
1105091	SC131	—	SC118	—	—	—	—
1105092	SC131	—	SC118	—	—	—	—
1105094	SC131	—	—	—	—	—	—
1105096	SC131	—	—	—	—	—	—
1105097	SC131	—	—	—	—	—	—
1105098	SC131	—	—	—	—	—	—
1105099	SC131	—	—	—	—	—	—
1105100	SC131	—	—	—	—	—	—
1105159	SC131	—	—	—	—	—	—
1105160	SC131	—	—	—	—	—	—
1105161	SC131	—	—	SC137	SC138	—	—
1105162	SC131	—	—	—	—	—	—
1105163	SC131	—	—	—	—	—	—
1105164	SC131	—	—	—	—	—	—
1105165	SC131	—	—	—	—	—	—
1105166	SC131	—	—	—	—	—	—
1105167	SC131	—	—	—	—	—	—
1105168	SC131	—	—	SC137	SC138	—	—
1105169	SC131	—	—	—	—	—	—
1105170	SC131	—	—	—	—	—	—
1105171	SC131	—	—	—	—	—	—
1105172	SC131	—	—	—	—	—	—
1105173	SC131	—	—	—	—	—	—
1105174	SC131	—	—	—	—	—	—
1105175	SC131	—	—	—	—	—	—
1105176	SC131	—	—	—	—	—	—
1105177	SC131	—	—	—	—	—	—
1105178	SC131	—	—	—	—	—	—
1105179	SC131	—	—	—	—	—	—
1105180	SC131	—	—	SC137	SC138	—	—
1105183	SC131	—	SC118	—	—	—	—

PARTS FOR DELCO ALTERNATORS

PARTS FOR DELCO ALTERNATORS — Cont'd

Alternator Number	Screw, Brush Holder		Resistor-Regulator To Ground	Voltage Connector	Voltage Connector Cap	Post Kit (Terminal Pkg. Battery)	Post Kit (Terminal Pkg. Ground)
	Insulated	Stator					
1105185	SC131	—	SC118	—	—	—	—
1105186	SC131	—	SC118	—	—	—	—
1105189	SC131	—	SC118	—	—	—	—
1105190	SC131	—	SC118	—	—	—	—
1105193	SC131	—	SC118	—	—	—	—
1105194	SC131	—	SC118	—	—	—	—
1105195	SC131	—	—	—	—	—	—
1105196	SC131	—	SC118	—	—	—	—
1105197	SC131	—	SC118	—	—	—	—
1105198	SC131	—	SC118	—	—	—	—
1105199	SC131	—	SC118	—	—	—	—
1105200	SC131	—	SC118	—	—	—	—
1105243	SC131	—	SC118	—	—	—	—
1105244	SC131	—	SC118	—	—	—	—
1105245	SC131	—	SC118	—	—	—	—
1105246	SC131	—	SC118	—	—	—	—
1105249	SC131	—	SC118	—	—	—	—
1105329	SC131	—	SC118	—	—	—	—
1105331	SC131	—	SC118	—	—	—	—
1105332	SC131	—	SC118	—	—	—	—
1105333	SC131	—	SC118	—	—	—	—
1105334	SC131	—	SC118	—	—	—	—
1105335	SC131	—	SC118	—	—	—	—
1105336	SC131	—	SC118	—	—	—	—
1105337	SC131	—	SC118	—	—	—	—
1105338	SC131	—	SC118	—	—	—	—
1105339	SC131	—	SC118	—	—	—	—
1105340	SC131	—	SC118	—	—	—	—
1105341	SC131	—	SC118	—	—	—	—
1105343	SC131	—	SC118	—	—	—	—
1105346	SC131	—	—	—	—	—	—
1105347	SC131	—	—	—	—	—	—
1105348	SC131	—	SC118	—	—	—	—
1105351	SC131	—	SC118	—	—	—	—
1105354	SC131	—	SC118	—	—	—	—
1105355	SC131	—	SC118	—	—	—	—
1105356	SC131	—	SC118	—	—	—	—
1105357	SC131	—	SC118	—	—	—	—
1105358	SC131	—	SC118	—	—	—	—
1105359	SC131	—	SC118	—	—	—	—
1105360	SC131	—	SC118	—	—	—	—
1105361	SC131	—	SC118	—	—	—	—
1105363	SC131	—	—	—	—	—	—
1105364	SC131	—	SC118	—	—	—	—
1105365	SC131	—	SC118	—	—	—	—
1105366	SC131	—	SC118	—	—	—	—
1105367	SC131	—	SC118	—	—	—	—
1105368	SC131	—	SC118	—	—	—	—
1105369	SC131	—	SC118	—	—	—	—
1105370	SC131	—	SC118	—	—	—	—
1105371	SC131	—	—	—	—	—	—
1105372	SC131	—	—	—	—	—	—
1105373	SC131	—	SC118	—	—	—	—
1105374	SC131	—	SC118	—	—	—	—
1105402	SC131	—	SC118	—	—	—	—
1105415	SC131	—	SC118	—	—	—	—
1105416	SC131	—	SC118	—	—	—	—
1105418	SC131	—	—	—	—	—	—
1105419	SC131	—	—	—	—	—	—
1105420	SC131	—	—	—	—	—	—
1105422	SC131	—	—	—	—	—	—
1105423	SC131	—	—	—	—	—	—
1105424	SC131	—	—	—	—	—	—
1105425	SC131	—	SC118	—	—	—	—
1105426	SC131	—	SC118	—	—	—	—
1105427	SC131	—	SC118	—	—	—	—
1105428	SC131	—	SC118	—	—	—	—
1105429	SC131	—	—	—	—	—	—
1105430	SC131	—	—	—	—	—	—

PARTS FOR DELCO ALTERNATORS — Cont'd

Alternator Number	Screw, Brush Holder		Resistor- Regulator To Ground	Voltage Connector	Voltage Connector Cap	Post Kit (Terminal Pkg. Battery)	Post Kit (Terminal Pkg. Ground)
	Insulated	Stator					
1105431	SC131	—	—	—	—	—	—
1105432	SC131	—	SC118	—	—	—	—
1105434	SC131	—	—	—	—	—	—
1105435	SC131	—	—	—	—	—	—
1105436	SC131	—	—	—	—	—	—
1105437	SC131	—	—	—	—	—	—
1105438	SC131	—	SC118	—	—	—	—
1105439	SC131	—	SC118	—	—	—	—
1105440	SC131	—	SC118	—	—	—	—
1105441	SC131	—	SC118	—	—	—	—
1105443	SC131	—	SC118	—	—	—	—
1105444	SC131	—	SC118	—	—	—	—
1105446	SC131	—	SC118	—	—	—	—
1105447	SC131	—	SC118	—	—	—	—
1105449	SC131	—	SC118	—	—	—	—
1105450	SC131	—	SC118	—	—	—	—
1105451	SC131	—	SC118	—	—	—	—
1105453	SC131	—	—	—	—	—	—
1105454	SC131	—	—	—	—	—	—
1105455	SC131	—	—	—	—	—	—
1105456	SC131	—	—	—	—	—	—
1105457	SC131	—	—	—	—	—	—
1105458	SC131	—	—	—	—	—	—
1105459	SC131	—	—	—	—	—	—
1105478	SC131	—	—	—	—	—	—
1105479	SC131	—	SC118	—	—	—	—
1105480	SC131	—	SC118	—	—	—	—
1105481	SC131	—	SC118	—	—	—	—
1105482	SC131	—	—	—	—	—	—
1105491	SC131	—	—	—	—	—	—
1105492	SC131	—	SC118	—	—	—	—
1105493	SC131	—	SC118	—	—	—	—
1105503	SC131	—	SC118	—	—	—	—
1105504	SC131	—	SC118	—	—	—	—
1105505	SC131	—	SC118	—	—	—	—
1105506	SC131	—	SC118	—	—	—	—
1105507	SC131	—	SC118	—	—	—	—
1105508	SC131	—	SC118	—	—	—	—
1105509	SC131	—	SC118	—	—	—	—
1105511	SC131	—	SC118	—	—	—	—
1105512	SC131	—	SC118	—	—	—	—
1105513	SC131	—	SC118	—	—	—	—
1105515	SC131	—	SC118	—	—	—	—
1105516	SC131	—	SC118	—	—	—	—
1105517	SC131	—	SC118	—	—	—	—
1105518	SC131	—	SC118	—	—	—	—
1105519	SC131	—	SC118	—	—	—	—
1105521	SC131	—	SC118	—	—	—	—
1105522	SC131	—	SC118	—	—	—	—
1105523	SC131	—	SC118	—	—	—	—
1105510	SC131	—	—	—	—	—	—
1105514	SC131	—	—	—	—	—	—
1105536	SC131	—	—	—	—	—	—
1105537	SC131	—	—	—	—	—	—
1105538	SC131	—	—	—	—	—	—
1105539	SC131	—	—	—	—	—	—
1105540	SC131	—	—	—	—	—	—
1105541	SC131	—	SC118	—	—	—	—
1105542	SC131	—	SC118	—	—	—	—
1105543	SC131	—	SC118	—	—	—	—
1105544	SC131	—	SC118	—	—	—	—
1105545	SC131	—	SC118	—	—	—	—
1105547	SC131	—	SC118	—	—	—	—
1105548	SC131	—	SC118	—	—	—	—
1105549	SC131	—	SC118	—	—	—	—
1105552	SC131	—	SC118	—	—	—	—
1105553	SC131	—	SC118	—	—	—	—
1105555	SC131	—	SC118	—	—	—	—
1105556	SC131	—	SC118	—	—	—	—

**PARTS FOR DELCO ALTERNATORS
PARTS FOR FORD ALTERNATORS**

PARTS FOR DELCO ALTERNATORS — Cont'd

SC130 INSULATOR FOR ALTERNATOR		SC136 NEEDLE BEARING FOR ALTERNATOR	
1100080	1100056	1100080	1100091
	1100072	1100081	1100188
	1100073	1100082	1100189
	1100075	1100083	1100274
	1100076	1100086	1101450
	1100077	1100087	1117141
	1100078	1100088	1117148

PARTS FOR FORD ALTERNATORS

Alternator Number	S.R.E. Frame	Pulley	Insulator Stator	Insulator Field	Insulator Battery
C4TF-10300AZ	—	—	SC350	SC143	SC144
C4TF-10300BA	—	—	SC350	SC143	SC144
C4TF-10300BB	—	—	SC350	SC143	SC144
C4TF-10300BC	—	—	SC350	SC143	SC144
C4TF-10300BD	—	—	SC350	SC143	SC144
C4TF-10300BE	—	SC140	SC350	SC143	SC144
C4TF-10300BF	—	SC140	SC350	SC143	SC144
C4TF-10300BG	—	—	—	SC143	SC144
C4TF-10300BH	—	—	—	SC143	SC144
C4TF-10300BJ	—	—	—	SC143	SC144
C4TF-10300BK	—	—	—	SC143	SC144
C4TF-10300BL	—	—	—	SC143	SC144
C4TF-10300BM	—	SC140	—	SC143	SC144
C4TF-10300BN	—	SC140	—	SC143	SC144
C5AF-10300A ³	—	—	SC350	SC143	SC144
C5AF-10300B ³	—	—	SC350	SC143	SC144
C5AF-10300C ³	—	—	SC350	SC143	SC144
C5AF-10300D ³	—	SC141	SC350	SC143	SC144
C5AF-10300E ³	—	—	SC350	SC143	SC144
C5AF-10300F ³	—	—	SC350	SC143	SC144
C5AF-10300G ³	—	—	SC350	SC143	SC144
C5DF-10300A	—	—	SC350	SC143	SC144
C5DF-10300B	—	—	SC350	SC143	SC144
C5TF-10300A	—	—	SC350	SC143	SC144
C5TF-10300B	—	—	SC350	SC143	SC144
C5TF-10300C	—	SC140	SC350	SC143	SC144
C5TF-10300D	—	SC140	SC350	SC143	SC144
C5TF-10300E	—	—	SC350	SC143	SC144
C5TF-10300F	—	—	SC350	SC143	SC144
C5TF-10300H	—	SC140	SC350	SC143	SC144
C5TF-10300J	—	SC140	SC350	SC143	SC144
C5TF-10300Z	—	SC140	SC350	SC143	SC144
C5TF-10300AA	—	SC140	SC350	SC143	SC144
C5TF-10300AN	—	—	SC350	SC143	SC144
C5TF-10300AS	—	—	SC350	SC143	SC144
C5TF-10300AT	—	SC140	SC350	SC143	SC144
C5TF-10300AU	—	SC140	SC350	SC143	SC144
C5TF-10300AV	—	SC140	SC350	SC143	SC144
C6AF-10300A	—	—	SC350	SC143	SC144
C6AF-10300B	—	—	SC350	SC143	SC144
C6AF-10300C	—	—	SC350	SC143	SC144
C6AF-10300D	—	SC141	SC350	SC143	SC144
C6AF-10300E	—	—	SC350	SC143	SC144
C6AF-10300F	—	—	SC350	SC143	SC144
C6AF-10300G	—	—	SC350	SC143	SC144
C6AF-10300A	—	—	SC350	SC143	SC144
C6DF-10300B	—	—	SC350	SC143	SC144
C6GF-10300A	—	—	SC350	SC143	SC144
C6GF-10300B	—	—	SC350	SC143	SC144
C6TF-10300A	—	—	SC350	SC143	SC144
C6TF-10300B	—	—	SC350	SC143	SC144
C6TF-10300C	—	SC140	SC350	SC143	SC144
C6TF-10300D	—	SC140	SC350	SC143	SC144
C6TF-10300E	—	—	SC350	SC143	SC144
C6TF-10300F	—	—	SC350	SC143	SC144

³ This Alternator also uses SC139 Capacitor.

PARTS FOR FORD ALTERNATORS — Cont'd

Alternator Number	S.R.E. Frame	Pulley	Insulator Stator	Insulator Field	Insulator Battery
C6TF-10300G	—	SC140	SC350	SC143	SC144
C6TF-10300H	—	SC140	SC350	SC143	SC144
C6TF-10300J	—	—	SC350	SC143	SC144
C6TF-10300K	—	—	SC350	SC143	SC144
C6TF-10300L	—	SC140	SC350	SC143	SC144
C6TF-10300M	—	SC140	SC350	SC143	SC144
C6TF-10300AH	—	—	SC350	SC143	SC144
C6TF-10300AJ	—	—	SC350	SC143	SC144
C6TF-10300AK	—	SC140	SC350	SC143	SC144
C6TF-10300AL	—	SC140	SC350	SC143	SC144
C7AF-10300A	—	—	—	—	SC144
C7SF-10300A	—	—	SC350	SC143	SC144
C7SF-10300B	—	—	SC350	SC143	SC144
C7TF-10300A	—	—	—	—	SC144
C7TF-10300B	—	—	—	—	SC144
C7TF-10300C	—	—	SC350	SC143	SC144
C7TF-10300D	—	SC140	SC350	SC143	SC144
C7TF-10300E	—	SC140	SC350	SC143	SC144
C7ZF-10300A	—	—	SC350	SC143	SC144
C8TF-10300A	—	—	—	—	SC144
C9AF-10300A	—	—	SC350	SC143	SC144
C9AF-10300D	—	—	—	—	SC144
C9AF-10300E	—	—	—	—	SC144
C9AF-10300F	—	—	—	—	SC144
C9HF-10300A	—	—	—	—	SC144
C9SF-10300A	—	—	SC350	SC143	SC144
C9TF-10300A	—	—	—	—	SC144
C9ZF-10300A	—	—	SC350	SC143	SC144
D0AF-10300A	—	—	—	—	SC144
D0AF-10300C	—	—	—	SC143	SC144
D0AF-10300E	—	—	—	SC143	SC144
D0AF-10300G	—	—	—	SC143	SC144
D0AF-10300H	—	—	—	SC143	SC144
D0HF-10300N	—	SC140	SC350	SC143	SC144
D0SF-10300A	—	—	—	—	SC144
D0TF-10300A	—	—	—	—	SC144 ²
D0TF-10300B	—	—	—	—	SC144
D0TF-10300C	—	SC140	SC350	SC143	SC144
D0TF-10300D	—	—	SC350	SC143	SC144
D0TF-10300E	—	—	SC350	SC143	SC144
D0TF-10300F	—	SC140	SC350	SC143	SC144
D0TF-10300G	—	SC140	SC350	SC143	SC144
D0TF-10300J	—	—	SC350	SC143	SC144
D0TF-10300K	—	—	SC350	SC143	SC144
D0UF-10300A	—	—	SC350	SC143	SC144
D0UF-10300B	—	—	SC350	SC143	SC144
D1AF-10300AA	—	—	SC350	SC143	SC144
D1AF-10300BA	—	—	—	—	SC144 ²
D1AF-10300CA	—	—	—	—	SC144
D1HF-10300AA	—	—	—	—	SC144
D1HF-10300BA	—	—	—	—	SC144
D1TF-10300AA	—	—	—	—	SC144
D1TF-10300BA	—	—	—	—	SC144
D2AF-10300AA	—	—	SC350	SC143	SC144
D2AF-10300AB	—	—	SC350	SC143	SC144
D2AF-10300BA	—	—	SC350	SC143	SC144
D2AF-10300BB	—	—	SC350	SC143	SC144
D2AF-10300CA	—	—	SC350	SC143	SC144
D2AF-10300CB	—	—	SC350	SC143	SC144
D2HF-10300AA	—	SC140	SC350	SC143	SC144
D2HF-10300AB	—	SC140	SC350	SC143	SC144
D2HF-10300AC	—	SC140	SC350	SC143	SC144
D2HF-10300BA	—	—	—	—	SC144 ²
D2HF-10300CA	—	—	—	—	SC144
D2HF-10300DA	—	—	—	—	SC144
D2HF-10300EA	—	—	—	—	SC144
D2HF-10300FA	—	—	—	—	SC144
D2OF-10300BB	—	—	SC350	SC143	SC144
D2OF-10300CB	—	—	SC350	SC143	SC144

² Two used.

PARTS FOR FORD ALTERNATORS

PARTS FOR FORD ALTERNATORS — Cont'd

Alternator Number	S.R.E. Frame	Pulley	Insulator Stator	Insulator Field	Insulator Battery
D20F-10300DA	—	—	SC350	SC143	SC144
D20F-10300DB	—	—	SC350	SC143	SC144
D20F-10300EA	—	—	SC350	SC143	SC144
D20F-10300EB	—	—	SC350	SC143	SC144
D2SF-10300AA	—	—	SC350	SC143	SC144
D2SF-10300AB	—	—	SC350	SC143	SC144
D2TF-10300AA	—	SC140	SC350	SC143	SC144
D2TF-10300AB	—	SC140	SC350	SC143	SC144
D2TF-10300AC	—	SC140	SC350	SC143	SC144
D2TF-10300BA	—	—	SC350	SC143	SC144
D2TF-10300BB	—	—	SC350	SC143	SC144
D2TF-10300BC	—	—	SC350	SC143	SC144
D2TF-10300BD	—	—	SC350	SC143	SC144
D2TF-10300CA	—	—	SC350	SC143	SC144
D2TF-10300CB	—	—	SC350	SC143	SC144
D2TF-10300CC	—	—	SC350	SC143	SC144
D2TF-10300DA	—	SC140	SC350	SC143	SC144
D2TF-10300DB	—	SC140	SC350	SC143	SC144
D2TF-10300DC	—	SC140	SC350	SC143	SC144
D2TF-10300EA	—	—	SC350	SC143	SC144
D2TF-10300EB	—	—	SC350	SC143	SC144
D2TF-10300EC	—	—	SC350	SC143	SC144
D2TF-10300FA	—	—	—	—	SC144 ²
D2TF-10300GA	—	—	—	—	SC144
D2TF-10300HA	—	—	—	—	SC144
D2UF-10300AA	—	—	SC350	SC143	SC144
D2UF-10300AB	—	—	SC350	SC143	SC144
D2UF-10300AC	—	—	SC350	SC143	SC144
D2ZF-10300AA	—	—	SC350	SC143	SC144
D2ZF-10300AB	—	—	SC350	SC143	SC144
D2ZF-10300AC	—	—	SC350	SC143	SC144
D3HF-10300CA	—	—	—	—	SC144 ²
D3HF-10300DA	—	SC140	SC350	SC143	SC144
D3HF-10300AA	—	—	—	—	SC144
D3HF-10300BA	—	—	—	—	SC144
D3HF-10300BB	—	—	—	—	SC144
D30F-10300BA	—	—	SC350	SC143	SC144
D30F-10300CA	—	—	SC350	SC143	SC144
D30F-10300EA	—	—	SC350	SC143	SC144
D30F-10300FA	—	—	SC350	SC143	SC144
D3TF-10300AA	—	—	—	—	SC144
D3TF-10300BA	—	SC140	SC350	SC143	SC144
D3TF-10300CA	—	—	SC350	SC143	SC144
D3TF-10300DA	—	SC140	SC350	SC143	SC144
D3UF-10300AA	—	—	SC350	SC143	SC144
D3VF-10300AB	—	—	SC350	SC143	SC144
D3ZF-10300AA	—	—	SC350	SC143	SC144
D40F-10300AA	—	—	SC350	SC143	SC144
D40F-10300BA	—	—	SC350	SC143	SC144
D40F-10300CA	—	—	SC350	SC143	SC144
D40F-10300DA	—	—	SC350	SC143	SC144
D4TF-10300AA	—	—	SC350	SC143	SC144
D4TF-10300BA	—	—	—	—	SC144 ²
D4TF-10300CA	—	—	—	—	SC144
D4TF-10300DA	—	SC140	—	—	SC144
D4UF-10300AA	—	—	SC350	SC143	SC144
D4ZF-10300BA	—	—	SC350	SC143	SC144
D4ZF-10300DA	—	—	SC350	SC143	SC144
D5AF-10300AA	—	—	SC350	SC143	SC144
D5AF-10300CA	—	—	SC350	SC143	SC144
D5AF-10300FA	—	—	SC350	SC143	SC144
D5AF-10300HA	—	—	SC350	SC143	SC144
D5AF-10300JA	—	—	SC350	SC143	SC144
D5AF-10300KA	—	—	SC350	SC143	SC144
D50F-10300BA	—	—	—	—	SC144
D5TF-10300AA	—	SC140	SC350	SC143	SC144
D5TF-10300BA	—	SC140	SC350	SC143	SC144
D5UF-10300AA	—	—	—	—	SC144
D6UF-10300AA	—	—	—	—	SC144

² Two used.

PARTS FOR FORD ALTERNATORS

PARTS FOR FORD ALTERNATORS — Cont'd

Alternator Number	S.R.E. Frame	Pulley	Insulator Stator	Insulator Field	Insulator Battery
D7AF-10300AA	—	—	SC350	SC143	SC144
D7AF-10300FA	—	—	SC350	SC143	SC144
D7AF-10300HA	—	—	SC350	SC143	SC144
D7AF-10300JA	—	—	SC350	SC143	SC144
D7AF-10300KA	—	—	SC350	SC143	SC144
D70F-10300AA	—	—	—	—	SC144
D70F-10300BA	—	—	—	—	SC144
D7TF-10300AA	—	—	SC350	SC143	SC144
D7TF-10300BA	—	SC140	SC350	SC143	SC144
D7TF-10300CA	—	SC140	SC350	SC143	SC144
D7UF-10300AA	—	—	—	—	SC144
D7UF-10300BA	—	—	—	—	SC144
D7UF-10300CA	—	—	—	—	SC144
D7ZF-10300DA	—	—	—	—	SC144
D8BF-10300CA	—	—	SC350	SC143	SC144
D8BF-10300DA	—	—	—	—	SC144
D8VF-10300BA	—	—	—	—	SC144
D8UF-10300CA	—	—	—	—	SC144
D8ZF-10300AA	—	—	SC350	SC143	SC144
D8ZF-10300CA	—	—	SC350	SC143	SC144
D8ZF-10300EA	—	—	SC350	SC143	SC144
D9HF-10300DA	—	SC140	SC350	SC143	SC144
D9HF-10300EA	—	SC140	SC350	SC143	SC144
D90F-10300AA	—	—	—	—	SC144
D9TF-10300AA	—	—	—	—	SC144
D9UE-10300CA	—	—	SC350	SC143	SC144
D9UF-10300AA	—	—	SC350	SC143	SC144
D9UF-10300BA	—	—	SC350	SC143	SC144
D9UF-10300CA	—	—	SC350	SC143	SC144
D9UF-10300DA	—	—	SC350	SC143	SC144
D9UF-10300EA	—	—	—	—	SC144
D9UF-10300FA	—	—	—	—	SC144
D9UF-10300GA	—	—	—	—	SC144
D94F-10300AA	—	—	SC350	SC143	SC144
E0TF-10300AA	—	—	SC350	SC143	SC144
D1BF-10300BA	—	—	—	—	SC144
E1HF-10300AA	—	SC140	SC350	SC143	SC144
E1TF-10300AA	—	—	SC350	SC143	SC144
E1TF-10300BA	—	—	—	—	SC144
E1UF-10300AA	—	—	—	—	SC144
E1VF-10300AA	—	—	—	—	SC144
E1ZF-10300AA	—	—	SC350	SC143	SC144
E1ZF-10300CA	—	—	SC350	SC143	SC144
E1ZF-10300DA	—	—	SC350	SC143	SC144
E2DF-10300AA	—	—	SC350	SC143	SC144
E25F-10300BA	—	—	SC350	SC143	SC144
E27F-10300AA	—	—	SC350	SC143	SC144
E27F-10300BA	—	—	SC350	SC143	SC144
E3TF-10300AB	—	—	—	—	SC144
E3TF-10300BA	—	—	SC350	SC143	SC144
E3UF-10300AB	—	—	—	—	SC144
E37F-10300AA	—	—	—	—	SC144
E37F-10300BA	—	—	SC350	SC143	SC144
E37F-10300CA	—	—	SC350	SC143	SC144
E3TF-10300DA	—	—	SC350	SC143	SC144
E3TF-10300EA	—	—	SC350	SC143	SC144
E4TF-10300AA	—	—	SC350	SC143	SC144
E4UF-10300AA	—	—	SC350	SC143	SC144
E47F-10300AA	—	—	SC350	SC143	SC144
E47F-10300BA	—	—	SC350	SC143	SC144
E47F-10300CA	—	—	SC350	SC143	SC144
C5AF-10346A	—	—	SC350	SC143	SC144
C50F-10346A	—	—	SC350	SC143	SC144
C50F-10346B	—	—	SC350	SC143	SC144
C5TF-10346A	—	—	SC350	SC143	SC144
C5TF-10346B	—	SC140	SC350	SC143	SC144
C5TF-10346G	—	—	SC350	SC143	SC144
C5TF-10346H	—	SC140	SC350	SC143	SC144
C6AF-10346A	—	—	SC350	SC143	SC144
C6AF-10346B	—	—	SC350	SC143	SC144

**PARTS FOR FORD ALTERNATORS
PARTS FOR LEECE NEVILLE ALTERNATORS**

PARTS FOR FORD ALTERNATORS — Cont'd

Alternator Number	S.R.E. Frame	Pulley	Insulator Stator	Insulator Field	Insulator Battery
C6DF-10346A	—	—	SC350	SC143	SC144
C6TF-10346A	—	—	SC350	SC143	SC144
C6TF-10346B	—	SC140	SC350	SC143	SC144
C6TF-10346C	—	SC140	SC350	SC143	SC144
C6TF-10346D	—	—	SC350	SC143	SC144
C6VF-10346A	—	—	SC350	SC143	SC144
C6VF-10346B	—	—	SC350	SC143	SC144
C7AF-10346A	—	—	—	—	SC144 ²
C7AF-10346B	—	—	—	—	SC144
C7TF-10346A	—	—	—	—	SC144
C9AF-10346B	—	—	—	—	SC144
C9HF-10346B	—	—	—	—	SC144
D0AF-10346B	—	—	—	—	SC144
D0AF-10346E	—	—	SC350	SC143	SC144
D0AF-10346F	—	SC140	SC350	SC143	SC144
D0HF-10346A	—	—	—	—	SC144 ²
D0HF-10346B	—	—	—	—	SC144
D0TF-10346B	—	—	SC350	SC143	SC144
D0TF-10346C	—	—	SC350	SC143	SC144
D0TF-10346D	—	—	SC350	SC143	SC144
D1AF-10346BA	—	—	—	—	SC144 ²
D1AF-10346CA	—	—	—	—	SC144
D1HF-10346AA	—	—	—	—	SC144
D1HF-10346BA	—	—	—	—	SC144
D2AF-10346CA	—	—	SC350	SC143	SC144
D2AF-10346DA	—	—	SC350	SC143	SC144
D2HF-10346BA	—	—	—	—	SC144 ²
D2OF-10346CA	—	—	SC350	SC143	SC144
D2OF-10346CB	—	—	SC350	SC143	SC144
D2OF-10346DA	—	—	SC350	SC143	SC144
D2OF-10346EA	—	—	SC350	SC143	SC144
D2OF-10346GA	—	—	SC350	SC143	SC144
D2OF-10346HA	—	—	SC350	SC143	SC144
D2OF-10346KA	—	—	SC350	SC143	SC144
D2TF-10346BA	—	—	—	—	SC144 ²
D3VF-10346BA	—	—	—	—	SC144
D40F-10346AA	—	—	SC350	SC143	SC144
D40F-10346BA	—	—	SC350	SC143	SC144
D40F-10346CA	—	—	SC350	SC143	SC144
D4TF-10346BA	—	—	—	—	SC144 ²
D5AF-10346AA	—	—	SC350	SC143	SC144
D5AF-10346BA	—	—	SC350	SC143	SC144
D5AF-10346CA	—	—	SC350	SC143	SC144
D7AF-10346AA	—	—	SC350	SC143	SC144
D7AF-10346BA	—	—	SC350	SC143	SC144
D7AF-10346CA	—	—	SC350	SC143	SC144
D7OF-10346BA	—	—	—	—	SC144
D7VF-10346AA	—	—	—	—	SC144
D7ZF-10346AA	—	—	SC350	SC143	SC144
D8BF-10346AA	—	—	SC350	SC143	SC144
D8VF-10346AA	—	—	SC350	SC143	SC144
D8VF-10346BA	—	—	—	—	SC144
D8VF-10346CA	—	—	—	—	SC144
D8ZF-10346AA	—	—	SC350	SC143	SC144
D9VF-10346AA	—	—	SC350	SC143	SC144
E1BF-10346AA	—	—	SC350	SC143	SC144
E1BF-10346CA	—	—	—	—	SC144
E1EF-10346CA	—	—	SC350	SC143	SC144
E1VF-10346AA	—	—	—	—	SC144
E1ZF-10346AA	—	—	SC350	SC143	SC144
E2DF-10346AA	—	—	SC350	SC143	SC144
E3EF-10346AA	—	—	SC350	SC143	SC144

PARTS FOR LEECE NEVILLE ALTERNATORS

Alternator Number	Negative Rectifier	Positive Rectifier	Stator	Rotor
2300JB Series	SC147	SC146	—	—

² Two used.

**PARTS FOR MOTOROLA ALTERNATORS
PARTS FOR CHRYSLER STARTERS**

PARTS FOR MOTOROLA ALTERNATORS

SC156 BRUSH HOLDER ASSEMBLY FOR ALTERNATOR

A12PW554	8LHA2011R, 12R, 22R,	8HC3002F	12SA102A, B, 103A, B
A12PPW554	24R, 30R	8MA3007F	105A, B, 106A, B
MH12-451	85A2001N, 02N, 10R	8MA2002P	108A, B, 109A, B
MH24-902	11R, 14R, 17R, 19R	8LHA2023V	110A, B
RA24-900	22R, 24R	8SA2023V	12SA115A, B
8HC2001L	12NP72	85A2004R	12SA202
8HC2009P	12SA101A	85A2007R	

PARTS FOR CHRYSLER STARTERS

Starter Number	Head End Plate	Contact & Spring Pkg.	Battery Term. Kit	Starter Shaft	Thrust Washer	Leather Washer	Pinion Retainer Ring	Washer Steel
2095753.....	—	—	SC196	—	—	SC197	—	SC199
1889100.....	—	—	SC196	—	—	SC197	—	SC199
2095150.....	SC192	—	SC196	—	SC800 ¹	SC197	SC198	SC199
2098500.....	SC192	—	SC196	—	SC800 ¹	SC197	SC198	SC199
2875560.....	SC192	SC801	SC196	—	SC800 ¹	SC197	SC198	SC199
3656650.....	SC192	SC801	SC196	—	SC800 ¹	SC197	SC198	SC199
3755900.....	—	—	SC196	—	SC800 ¹	SC197	—	SC199
4091975.....	SC192	SC801	—	—	—	SC197	SC198	SC199
4106114.....	SC192	SC801	—	—	—	—	SC198	—
4111855.....	SC192	SC801	—	—	—	—	SC198	—
4145359.....	SC192	—	—	—	—	—	SC198	—
4145360.....	SC192	—	—	—	—	—	SC198	—

¹ .045" thick, for .020" thick Washer use SC193.

PARTS FOR DELCO STARTERS

PARTS FOR DELCO STARTERS

NOTE: Additional starter parts appear on facing page.

Starter Number	C.E. Plate	D.E. Housing	Brush Holder Insulated	Brush Holder Ground	Brush Holder Kit	Fibre Washer	Oil Wick	Pipe Plug	Pin Brush Holder	Screw Pole Shoe
1107159.....	SC158	—	—	—	—	—	—	—	—	—
1107178.....	SC158	—	—	—	—	—	—	—	—	—
1107179.....	SC158	—	—	—	—	SC177	—	—	—	—
1107180.....	SC158	—	—	—	—	—	—	—	—	—
1107183.....	SC158	—	—	—	—	—	—	—	—	—
1107186.....	SC158	—	—	—	—	—	—	—	—	—
1107187.....	SC158	—	—	—	—	—	—	—	—	—
1107188.....	SC158	—	—	—	—	—	—	—	—	—
1107189.....	SC158	—	—	—	—	—	—	—	—	—
1107190.....	SC158	—	—	—	—	—	—	—	—	—
1107191.....	SC158	—	—	—	—	—	SC607	—	—	—
1107193.....	SC158	—	—	—	—	—	—	—	—	—
1107194.....	SC158	—	—	—	—	SC177	SC607	SC606	—	—
1107196.....	SC158	—	—	—	—	—	—	—	—	—
1107197.....	SC158	—	—	—	—	—	—	—	—	—
1107198.....	SC158	—	—	—	—	—	—	—	—	—
1107199.....	SC158	—	—	—	—	—	—	—	—	—
1107200.....	SC158	—	—	—	—	—	—	—	—	—
1107201.....	SC158	—	—	—	—	—	—	—	—	SC181
1107202.....	SC158	—	—	—	—	—	—	—	—	SC181
1107203.....	SC158	—	—	—	—	SC177	—	—	—	SC181
1107204.....	SC158	—	—	—	—	SC177	—	—	—	SC181
1107205.....	SC158	—	—	—	—	SC177	—	—	—	SC181
1107208.....	SC158	—	—	—	—	SC177	—	—	—	—
1107209.....	SC158	—	—	—	—	SC177	—	—	—	SC181
1107213.....	SC158	—	—	—	—	—	—	—	—	SC181
1107221.....	SC158	—	—	—	—	—	—	—	—	—
1107222.....	—	—	—	—	—	—	—	—	—	SC181
1107224.....	—	—	—	—	—	—	—	—	—	SC181
1107226.....	SC158	—	—	—	—	—	—	—	—	SC181
1107227.....	SC158	—	—	—	—	—	—	—	—	SC181
1107228.....	SC158	—	—	—	—	—	—	—	—	SC181
1107229.....	SC158	—	—	—	—	—	—	—	—	SC181
1107230.....	SC158	—	—	—	—	SC177	—	—	—	—
1107233.....	SC158	—	—	—	—	—	—	—	—	SC181
1107234.....	—	—	—	—	—	SC177	—	—	—	SC181
1107235.....	SC158	—	—	—	—	—	—	—	—	SC181
1107237.....	SC158	—	—	—	—	—	—	—	—	SC181
1107238.....	SC158	—	—	—	—	—	—	—	—	SC181
1107239.....	SC158	—	—	—	—	—	SC607	SC606	—	SC181
1107242.....	SC158	—	—	—	—	—	—	—	—	SC181
1107245.....	SC158	—	—	—	—	—	—	—	—	SC181
1107246.....	SC158	—	—	—	—	—	—	—	—	SC181
1107247.....	SC158	—	—	—	—	—	—	—	—	SC181
1107248.....	SC158	—	—	—	—	—	—	—	—	SC181
1107249.....	SC158	—	—	—	—	SC177	SC607	SC606	—	SC181
1107254.....	SC158	—	—	—	—	—	SC607	SC606	—	SC181
1107255.....	—	—	—	—	—	—	—	—	—	SC181
1107256.....	SC158	—	—	—	—	—	SC607	SC606	—	SC181
1107257.....	SC158	—	—	—	—	—	SC607	SC606	—	SC181
1107259.....	SC158	—	—	—	—	—	—	—	—	SC181
1107260.....	SC158	—	—	—	—	—	—	—	—	SC181
1107263.....	SC158	—	—	—	—	—	—	—	—	SC181
1107265.....	SC158	—	—	—	—	—	—	—	—	SC181
1107266.....	SC158	—	—	—	—	—	—	—	—	SC181
1107268.....	SC158	—	—	—	—	SC177	SC607	SC606	—	SC181
1107270.....	SC158	—	—	—	—	—	—	—	—	SC181
1107273.....	—	—	—	—	—	—	—	—	—	SC181
1107274.....	SC158	—	—	—	—	—	—	—	—	SC181
1107275.....	SC158	—	—	—	—	SC177	—	—	—	SC181
1107276.....	SC158	—	—	—	—	—	—	—	—	—
1107280.....	SC158	—	—	—	—	—	—	—	—	SC181
1107282.....	SC158	—	—	—	—	—	—	—	—	SC181
1107289.....	SC158	—	—	—	—	—	—	—	—	—
1107290.....	SC158	—	—	—	—	SC177	SC607	—	—	SC181
1107292.....	SC158	—	—	—	—	SC177	—	—	—	SC181

PARTS FOR DELCO STARTERS — Cont'd

Starter Number	Collar Stop	Lead Ground	Retainer Ring	Brake Washer	Bushing Lever Housing	Insulator Washer	Grommet	Bushing Bronze Lever Housing	Bushing Prefit Lever Housing	Brush Holder Plate Assy.
1107159.....	—	—	—	—	—	—	—	—	—	—
1107178.....	—	—	—	—	—	—	—	—	—	—
1107179.....	SC173	—	SC174	—	—	—	—	—	—	—
1107180.....	—	—	—	—	—	—	—	—	—	—
1107183.....	—	—	—	—	—	—	—	—	—	—
1107186.....	—	—	—	—	—	—	—	—	—	—
1107187.....	—	—	—	—	—	—	—	—	—	—
1107188.....	—	—	—	—	—	—	—	—	—	—
1107189.....	—	—	—	—	—	—	—	—	—	—
1107190.....	—	—	—	—	—	—	—	—	—	—
1107191.....	—	—	—	—	—	—	—	—	—	—
1107193.....	—	—	—	—	—	—	—	—	—	—
1107194.....	SC173	—	SC174	—	—	—	—	—	—	—
1107196.....	—	—	—	—	—	—	—	—	—	—
1107197.....	—	—	—	—	—	—	—	—	—	—
1107198.....	—	—	—	—	—	—	—	—	—	—
1107199.....	—	—	—	—	—	—	—	—	—	—
1107200.....	—	—	—	—	—	—	—	—	—	—
1107201.....	—	—	—	—	—	—	—	—	—	—
1107202.....	—	—	—	—	—	—	—	—	—	—
1107203.....	SC173	—	SC174	—	—	—	—	—	—	—
1107204.....	SC173	—	SC174	—	—	—	—	—	—	—
1107205.....	SC173	—	SC174	—	—	—	—	—	—	—
1107208.....	—	—	—	—	—	—	—	—	—	—
1107209.....	SC173	—	SC174	—	—	—	—	—	—	—
1107213.....	—	—	—	—	—	—	—	—	—	—
1107221.....	—	—	—	—	—	—	—	—	—	—
1107222.....	—	—	—	—	—	—	—	—	—	—
1107224.....	SC173	—	SC174	—	—	—	—	—	—	—
1107226.....	—	—	—	—	—	—	—	—	—	—
1107227.....	—	—	—	—	—	—	—	—	—	—
1107228.....	SC173	—	SC174	—	—	—	—	—	—	—
1107229.....	SC173	—	SC174	—	—	—	—	—	—	—
1107230.....	—	—	—	—	—	—	—	—	—	—
1107233.....	—	—	—	—	—	—	—	—	—	—
1107234.....	SC173	—	SC174	—	—	—	—	—	—	—
1107235.....	—	—	—	—	—	—	—	—	—	—
1107237.....	—	—	—	—	—	—	—	—	—	—
1107238.....	—	—	—	—	—	—	—	—	—	—
1107239.....	—	—	—	—	—	—	—	—	—	—
1107242.....	—	—	—	—	—	—	—	—	—	—
1107245.....	SC173	—	SC174	—	—	—	—	—	—	—
1107246.....	—	—	—	—	—	—	—	—	—	—
1107247.....	—	—	—	—	—	—	—	—	—	—
1107248.....	—	—	—	—	—	—	—	—	—	—
1107249.....	SC173	—	SC174	—	—	—	—	—	—	—
1107254.....	—	—	—	—	—	—	—	—	—	—
1107255.....	—	—	—	—	—	—	—	—	—	—
1107256.....	—	—	—	—	—	—	—	—	—	—
1107257.....	—	—	—	—	—	—	—	—	—	—
1107259.....	—	—	—	—	—	—	—	—	—	—
1107260.....	—	—	—	—	—	—	—	—	—	—
1107263.....	—	—	—	—	—	—	—	—	—	—
1107265.....	—	—	—	—	—	—	—	—	—	—
1107266.....	—	—	—	—	—	—	—	—	—	—
1107268.....	SC173	—	SC174	—	—	—	—	—	—	—
1107270.....	—	—	—	—	—	—	—	—	—	—
1107273.....	—	—	—	—	—	—	—	—	—	—
1107274.....	—	—	—	—	—	—	—	—	—	—
1107275.....	SC173	—	SC174	—	—	—	—	—	—	—
1107276.....	—	—	—	—	—	—	—	—	—	—
1107280.....	SC173	—	SC174	—	—	—	—	—	—	—
1107282.....	—	—	—	—	—	—	—	—	—	—
1107289.....	—	—	—	—	—	—	—	—	—	—
1107290.....	SC173	—	SC174	—	—	—	—	—	—	—
1107292.....	SC173	—	SC174	—	—	—	—	—	—	—

PARTS FOR DELCO STARTERS

PARTS FOR DELCO STARTERS

NOTE: Additional starter parts appear on facing page.

Starter Number	C.E. Plate	D.E. Housing	Brush Holder Insulated	Brush Holder Ground	Brush Holder Kit	Fibre Washer	Oil Wick	Pipe Plug	Pin Brush Holder	Screw Pole Shoe
1107293.....	SC158	—	—	—	—	—	—	—	—	SC181
1107294.....	SC158	—	—	—	—	—	—	—	—	—
1107295.....	SC158	—	—	—	—	SC177	—	—	—	SC181
1107296.....	SC158	—	—	—	—	—	SC607	SC606	—	SC181
1107297.....	SC158	—	—	—	—	SC177	SC607	SC606	—	SC181
1107298.....	SC158	—	—	—	—	—	—	—	—	SC181
1107299.....	SC158	—	—	—	—	—	—	—	—	—
1107300.....	SC158	—	—	—	—	—	—	—	—	SC181
1107301.....	SC158	—	—	—	—	—	—	—	—	SC181
1107302.....	SC158	—	—	—	—	—	—	—	—	SC181
1107306.....	SC158	—	—	—	—	—	—	—	—	SC181
1107308.....	SC158	—	—	—	—	SC177	—	—	—	—
1107309.....	—	—	—	—	—	SC177	—	—	—	SC181
1107311.....	SC158	—	—	—	—	—	—	—	—	—
1107313.....	SC158	—	—	—	—	—	—	—	—	—
1107314.....	SC158	—	—	—	—	—	—	—	—	—
1107315.....	SC158	—	—	—	—	—	SC607	SC606	—	SC181
1107317.....	SC158	—	—	—	—	—	—	—	—	SC181
1107320.....	SC158	—	—	—	—	—	—	—	—	SC181
1107321.....	SC158	—	—	—	—	—	—	—	—	SC181
1107322.....	SC158	—	—	—	—	—	—	—	—	SC181
1107326.....	SC158	—	—	—	—	—	—	—	—	—
1107327.....	SC158	—	—	—	—	—	—	—	—	SC181
1107328.....	SC158	—	—	—	—	—	—	—	—	SC181
1107329.....	SC158	—	—	—	—	—	—	—	—	—
1107330.....	SC158	—	—	—	—	—	—	—	—	—
1107331.....	SC158	—	—	—	—	—	—	—	—	SC181
1107332.....	SC158	—	—	—	—	SC177	—	—	—	—
1107335.....	SC158	—	—	—	—	SC177	SC607	SC606	—	—
1107336.....	SC158	—	—	—	—	—	SC607	SC606	—	—
1107338.....	SC158	—	—	—	—	—	—	—	—	SC181
1107339.....	SC158	—	—	—	—	—	—	—	—	SC181
1107340.....	SC158	—	—	—	—	—	—	—	—	—
1107341.....	SC158	—	—	—	—	—	—	—	—	—
1107342.....	SC158	—	—	—	—	—	—	—	—	—
1107343.....	SC158	—	—	—	—	SC177	—	—	—	—
1107344.....	SC158	—	—	—	—	—	—	—	—	—
1107348.....	SC158	—	—	—	—	—	—	—	—	SC181
1107349.....	SC158	—	—	—	—	—	—	—	—	—
1107350.....	—	—	—	—	—	SC177	SC607	SC606	—	SC181
1107352.....	SC158	—	—	—	—	—	—	—	—	—
1107354.....	SC158	—	—	—	—	—	—	—	—	—
1107355.....	SC158	—	—	—	—	—	—	—	—	—
1107356.....	SC158	—	—	—	—	SC177	SC607	—	—	—
1107358.....	SC158	—	—	—	—	—	—	—	—	—
1107360.....	SC158	—	—	—	—	—	—	—	—	—
1107361.....	SC158	—	—	—	—	—	—	—	—	—
1107362.....	SC158	—	—	—	—	—	—	—	—	SC181
1107363.....	SC158	—	—	—	—	—	—	—	—	—
1107364.....	SC158	—	—	—	—	—	—	—	—	—
1107365.....	SC158	—	—	—	—	—	—	—	—	—
1107367.....	SC158	—	—	—	—	—	—	—	—	—
1107368.....	SC158	—	—	—	—	—	—	—	—	—
1107369.....	SC158	—	—	—	—	—	SC607	—	—	—
1107370.....	SC158	—	—	—	—	—	SC607	—	—	—
1107371.....	SC158	—	—	—	—	—	SC607	—	—	SC181
1107372.....	SC158	—	—	—	—	—	—	—	—	—
1107373.....	SC158	—	—	—	—	—	—	—	—	—
1107374.....	SC158	—	—	—	—	—	—	—	—	—
1107375.....	SC158	—	—	—	—	—	—	—	—	—
1107376.....	—	—	—	—	—	—	SC607	SC606	—	—
1107377.....	SC158	—	—	—	—	SC177	—	—	—	—
1107378.....	SC158	—	—	—	—	—	—	—	—	—
1107379.....	SC158	—	—	—	—	—	—	—	—	—
1107380.....	SC158	—	—	—	—	—	—	—	—	—
1107382.....	SC158	—	—	—	—	—	—	—	—	—

PARTS FOR DELCO STARTERS — Cont'd

Starter Number	Collar Stop	Lead Ground	Retainer Ring	Brake Washer	Bushing Lever Housing	Insulator Washer	Grommet	Bushing Bronze Lever Housing	Bushing Prefit Lever Housing	Brush Holder Plate Assy.
1107293.....	—	—	—	—	—	—	—	—	—	—
1107294.....	—	—	—	—	—	—	—	—	—	—
1107295.....	SC173	—	SC174	—	—	—	—	—	—	—
1107296.....	—	—	—	—	—	—	—	—	—	—
1107297.....	—	—	—	—	—	—	—	—	—	—
1107298.....	—	—	—	—	—	—	—	—	—	—
1107299.....	—	—	—	—	—	—	—	—	—	—
1107300.....	SC173	—	SC174	—	—	—	—	—	—	—
1107301.....	—	—	—	—	—	—	—	—	—	—
1107302.....	—	—	—	—	—	—	—	—	—	—
1107306.....	—	—	—	—	—	—	—	—	—	—
1107308.....	SC173	—	SC174	—	—	—	—	—	—	—
1107309.....	SC173	—	—	—	—	—	—	—	—	—
1107311.....	—	—	—	—	—	—	—	—	—	—
1107313.....	—	—	—	—	—	—	—	—	—	—
1107314.....	—	—	—	—	—	—	—	—	—	—
1107315.....	—	—	—	—	—	—	—	—	—	—
1107317.....	—	—	—	—	—	—	—	—	—	—
1107320.....	—	—	—	—	—	—	—	—	—	—
1107321.....	—	—	—	—	—	—	—	—	—	—
1107322.....	—	—	—	—	—	—	—	—	—	—
1107326.....	SC173	—	SC174	—	—	—	—	—	—	—
1107327.....	—	—	—	—	—	—	—	—	—	—
1107328.....	—	—	—	—	—	—	—	—	—	—
1107329.....	—	—	—	—	—	—	—	—	—	—
1107330.....	—	—	—	—	—	—	—	—	—	—
1107331.....	—	—	—	—	—	—	—	—	—	—
1107332.....	SC173	—	SC174	—	—	—	—	—	—	—
1107335.....	SC173	—	SC174	—	—	—	—	—	—	—
1107336.....	—	—	—	—	—	—	—	—	—	—
1107338.....	—	—	—	—	—	—	—	—	—	—
1107339.....	SC173	—	SC174	—	—	—	—	—	—	—
1107340.....	—	—	—	—	—	—	—	—	—	—
1107341.....	SC173	—	SC174	—	—	—	—	—	—	—
1107342.....	—	—	—	—	—	—	—	—	—	—
1107343.....	SC173	—	SC174	—	—	—	—	—	—	—
1107344.....	SC173	—	SC174	—	—	—	—	—	—	—
1107348.....	—	—	—	—	—	—	—	—	—	—
1107349.....	—	—	—	—	—	—	—	—	—	—
1107350.....	SC173	—	SC174	—	—	—	—	—	—	—
1107352.....	—	—	—	—	—	—	—	—	—	—
1107354.....	—	—	—	—	—	—	—	—	—	—
1107355.....	—	—	—	—	—	—	—	—	—	—
1107356.....	SC173	—	SC174	—	—	—	—	—	—	—
1107358.....	—	—	—	—	—	—	—	—	—	—
1107360.....	—	—	—	—	—	—	—	—	—	—
1107361.....	—	—	—	—	—	—	—	—	—	—
1107362.....	SC173	—	SC174	—	—	—	—	—	—	—
1107363.....	—	—	—	—	—	—	—	—	—	—
1107364.....	SC173	—	SC174	—	—	—	—	—	—	—
1107365.....	—	—	—	—	—	—	—	—	—	—
1107367.....	—	—	—	—	—	—	—	—	—	—
1107368.....	—	—	—	—	—	—	—	—	—	—
1107369.....	—	—	—	—	—	—	—	—	—	—
1107370.....	—	—	—	—	—	—	—	—	—	—
1107371.....	—	—	—	—	—	—	—	—	—	—
1107372.....	—	—	—	—	—	—	—	—	—	—
1107373.....	—	—	—	—	—	—	—	—	—	—
1107374.....	—	—	—	—	—	—	—	—	—	—
1107375.....	—	—	—	—	—	—	—	—	—	—
1107376.....	—	—	—	—	—	—	—	—	—	—
1107377.....	SC173	—	SC174	—	—	—	—	—	—	—
1107378.....	SC173	—	SC174	—	—	—	—	—	—	—
1107379.....	SC173	—	SC174	—	—	—	—	—	—	—
1107380.....	—	—	—	—	—	—	—	—	—	—
1107382.....	SC173	—	SC174	—	—	—	—	—	—	—

PARTS FOR DELCO STARTERS

PARTS FOR DELCO STARTERS

NOTE: Additional starter parts appear on facing page.

Starter Number	C.E. Plate	D.E. Housing	Brush Holder Insulated	Brush Holder Ground	Brush Holder Kit	Fibre Washer	Oil Wick	Pipe Plug	Pin Brush Holder	Screw Pole Shoe
1107383	SC158	—	—	—	—	—	SC607	SC606	—	SC181
1107385	SC158	—	—	—	—	—	—	—	—	—
1107386	SC158	—	—	—	—	—	SC607	—	—	SC181
1107389	SC158	—	—	—	—	—	—	—	—	—
1107390	SC158	—	—	—	—	SC177	SC607	—	—	SC181
1107391	SC158	—	—	—	—	—	—	—	—	SC181
1107397	SC158	—	—	—	—	SC177	—	—	—	SC181
1107398	SC158	—	—	—	—	SC177	—	—	—	SC181
1107399	SC158	—	—	—	—	—	—	—	—	SC181
1107400	SC158	—	—	—	—	—	—	—	—	SC181
1107476	SC158	—	—	—	—	—	—	—	—	—
1107477	SC158	—	—	—	—	—	—	SC606	—	—
1107478	SC158	—	—	—	—	—	—	—	—	—
1107479	SC158	—	—	—	—	—	—	—	—	—
1107485	SC158	—	—	—	—	—	—	—	—	—
1107486	SC158	—	—	—	—	—	—	—	—	—
1107487	SC158	—	—	—	—	—	—	—	—	—
1107488	SC158	—	—	—	—	—	SC607	SC606	—	—
1107490	SC158	—	—	—	—	—	—	—	—	—
1107491	SC158	—	—	—	—	—	—	—	—	—
1107493	SC158	—	—	—	—	—	—	—	—	—
1107496	SC158	—	—	—	—	SC177	—	—	—	SC181
1107497	SC158	—	—	—	—	SC177	—	—	—	SC181
1107499	SC158	—	—	—	—	SC177	—	—	—	SC181
1107501	—	—	—	—	—	SC177	SC607	—	—	—
1107502	—	—	—	—	—	—	SC607	SC606	—	—
1107503	—	—	—	—	—	SC177	—	—	—	—
1107504	—	—	—	—	—	SC177	SC607	—	—	—
1107506	SC158	—	—	—	—	SC177	SC607	SC606	—	SC181
1107508	SC158	—	—	—	—	—	SC607	SC606	—	SC181
1107509	SC158	—	—	—	—	—	SC607	SC606	—	SC181
1107510	SC158	—	—	—	—	SC177	SC607	SC606	—	SC181
1107511	SC158	—	—	—	—	SC177	SC607	SC606	—	—
1107512	SC158	—	—	—	—	SC177	SC607	SC606	—	SC181
1107513	SC158	—	—	—	—	SC177	SC607	SC606	—	SC181
1107515	SC158	—	—	—	—	SC177	SC607	SC606	—	—
1107516	SC158	—	—	—	—	SC177	SC607	SC606	—	SC181
1107518	SC158	—	—	—	—	SC177	SC607	SC606	—	SC181
1107519	SC158	—	—	—	—	—	SC607	SC606	—	SC181
1107522	SC158	—	—	—	—	SC177	SC607	SC606	—	SC181
1107523	SC158	—	—	—	—	SC177	SC607	SC606	—	SC181
1107524	SC158	—	—	—	—	SC177	SC607	SC606	—	SC181
1107529	SC158	—	—	—	—	—	SC607	SC606	—	SC181
1107532	SC158	—	—	—	—	SC177	SC607	SC606	—	SC181
1107533	SC158	—	—	—	—	—	SC607	SC606	—	SC181
1107535	SC158	—	—	—	—	SC177	—	SC606	—	SC181
1107536	SC158	—	—	—	—	—	SC607	SC606	—	SC181
1107538	SC158	—	—	—	—	SC177	—	SC606	—	SC181
1107539	SC158	—	—	—	—	SC177	SC607	SC606	—	SC181
1107540	SC158	—	—	—	—	SC177	SC607	SC606	—	SC181
1107541	SC158	—	—	—	—	—	SC607	SC606	—	—
1107542	SC158	—	—	—	—	SC177	SC607	SC606	—	SC181
1107543	SC158	—	—	—	—	SC177	SC607	SC606	—	SC181
1107544	SC158	—	—	—	—	—	SC607	SC606	—	SC181
1107545	SC158	—	—	—	—	SC177	SC607	SC606	—	SC181
1107546	SC158	—	—	—	—	SC177	SC607	SC606	—	SC181
1107547	—	—	—	—	—	SC177	SC607	SC606	—	SC181
1107548	SC158	—	—	—	—	—	SC607	SC606	—	SC181
1107549	SC158	—	—	—	—	SC177	SC607	SC606	—	SC181
1107550	SC158	—	—	—	—	SC177	SC607	SC606	—	SC181
1107551	SC158	—	—	—	—	SC177	SC607	SC606	—	SC181
1107554	SC158	—	—	—	—	—	SC607	SC606	—	SC181
1107555	SC158	—	—	—	—	SC177	SC607	SC606	—	SC181
1107556	SC158	—	—	—	—	SC177	SC607	SC606	—	SC181
1107557	SC158	—	—	—	—	SC177	SC607	SC606	—	SC181
1107558	—	—	—	—	—	SC177	SC607	SC606	—	—

PARTS FOR DELCO STARTERS — Cont'd.

Starter Number	Collar Stop	Lead Ground	Retainer Ring	Brake Washer	Bushing Lever Housing	Insulator Washer	Grommet	Bushing Bronze Lever Housing	Bushing Prefit Lever Housing	Brush Holder Plate Assy.
1107383.....	—	—	—	—	—	—	—	—	—	—
1107385.....	—	—	—	—	—	—	—	—	—	—
1107386.....	SC173	—	SC174	—	—	—	—	—	—	—
1107389.....	—	—	—	—	—	—	—	—	—	—
1107390.....	SC173	—	SC174	—	—	—	—	—	—	—
1107391.....	—	—	—	—	—	—	—	—	—	—
1107397.....	—	—	—	—	—	—	—	—	—	—
1107398.....	—	—	—	—	—	—	—	—	—	—
1107399.....	—	—	—	—	—	—	—	—	—	—
1107400.....	—	—	—	—	—	—	—	—	—	—
1107476.....	—	SC179	—	—	—	—	—	—	—	—
1107477.....	—	SC179	—	—	—	—	—	—	—	—
1107478.....	—	SC179	—	—	—	—	—	—	—	—
1107479.....	—	SC179	—	—	—	—	—	—	—	—
1107485.....	—	SC179	—	—	—	—	—	—	—	—
1107486.....	—	SC179	—	—	—	—	—	—	—	—
1107487.....	—	SC179	—	—	—	—	—	—	—	—
1107488.....	—	SC179	—	—	—	—	—	—	—	—
1107490.....	—	SC179	—	—	—	—	—	—	—	—
1107491.....	—	SC179	—	—	—	—	—	—	—	—
1107493.....	—	SC179	—	—	—	—	—	—	—	—
1107496.....	—	—	—	—	—	—	—	—	—	—
1107497.....	—	—	—	—	—	—	—	—	—	—
1107499.....	—	—	—	—	—	—	—	—	—	—
1107501.....	—	—	—	—	—	—	—	—	—	—
1107502.....	SC173	—	SC174	—	—	—	—	—	—	—
1107503.....	—	—	—	—	—	—	—	—	—	—
1107504.....	—	—	—	—	—	—	—	—	—	—
1107506.....	SC173	—	SC174	—	—	—	—	—	—	—
1107508.....	—	SC179	—	—	—	—	—	—	—	—
1107509.....	—	SC179	—	—	—	—	—	—	—	—
1107510.....	SC173	—	SC174	—	—	—	—	—	—	—
1107511.....	SC173	SC179	SC174	—	—	—	—	—	—	—
1107512.....	SC173	—	SC174	—	—	—	—	—	—	—
1107513.....	—	SC179	—	—	—	—	—	—	—	—
1107515.....	SC173	SC179	SC174	—	—	—	—	—	—	—
1107516.....	SC173	—	SC174	—	—	—	—	—	—	—
1107518.....	SC173	SC179	SC174	—	—	—	—	—	—	—
1107519.....	—	SC179	—	—	—	—	—	—	—	—
1107522.....	SC173	—	SC174	—	—	—	—	—	—	—
1107523.....	SC173	—	SC174	—	—	—	—	—	—	—
1107524.....	SC173	—	SC174	—	—	—	—	—	—	—
1107529.....	—	SC179	—	—	—	—	—	—	—	—
1107532.....	SC173	SC179	SC174	—	—	—	—	—	—	—
1107533.....	SC173	—	SC174	—	—	—	—	—	—	—
1107535.....	SC173	SC179	SC174	—	—	—	—	—	—	—
1107536.....	—	SC179	—	—	—	—	—	—	—	—
1107538.....	SC173	SC179	SC174	—	—	—	—	—	—	—
1107539.....	SC173	—	SC174	—	—	—	—	—	—	—
1107540.....	SC173	—	SC174	—	—	—	—	—	—	—
1107541.....	—	SC179	—	—	—	—	—	—	—	—
1107542.....	SC173	—	SC174	—	—	—	—	—	—	—
1107543.....	SC173	—	SC174	—	—	—	—	—	—	—
1107544.....	SC173	—	SC174	—	—	—	—	—	—	—
1107545.....	SC173	SC179	SC174	—	—	—	—	—	—	—
1107546.....	SC173	—	SC174	—	—	—	—	—	—	—
1107547.....	SC173	SC179	SC174	—	—	—	—	—	—	—
1107548.....	—	SC179	—	—	—	—	—	—	—	—
1107549.....	SC173	—	SC174	—	—	—	—	—	—	—
1107550.....	SC173	—	SC174	—	—	—	—	—	—	—
1107551.....	SC173	—	SC174	—	—	—	—	—	—	—
1107554.....	—	SC179	—	—	—	—	—	—	—	—
1107555.....	SC173	—	SC174	—	—	—	—	—	—	—
1107556.....	SC173	—	SC174	—	—	—	—	—	—	—
1107557.....	SC173	—	SC174	—	—	—	—	—	—	—
1107558.....	SC173	—	SC174	—	—	—	—	—	—	—

PARTS FOR DELCO STARTERS

PARTS FOR DELCO STARTERS

NOTE: Additional starter parts appear on facing page.

Starter Number	C.E. Plate	D.E. Housing	Brush Holder Insulated	Brush Holder Ground	Brush Holder Kit	Fibre Washer	Oil Wick	Pipe Plug	Pin Brush Holder	Screw Pole Shoe
1107559.....	—	—	—	—	—	SC177	SC607	SC606	—	—
1107561.....	SC158	—	—	—	—	SC177	SC607	SC606	—	SC181
1107564.....	SC158	—	—	—	—	SC177	SC607	SC606	—	SC181
1107567.....	SC158	—	—	—	—	SC177	SC607	SC606	—	SC181
1107569.....	SC158	—	—	—	—	—	SC607	SC606	—	—
1107570.....	SC158	—	—	—	—	SC177	SC607	SC606	—	—
1107571.....	SC158	—	—	—	—	SC177	SC607	SC606	—	SC181
1107573.....	SC158	—	—	—	—	SC177	SC607	SC606	—	SC181
1107574.....	SC158	—	—	—	—	SC177	SC607	SC606	—	SC181
1107575.....	SC158	—	—	—	—	SC177	SC607	SC606	—	SC181
1107576.....	SC158	—	—	—	—	SC177	SC607	SC606	—	SC181
1107577.....	SC158	—	—	—	—	SC177	SC607	SC606	—	SC181
1107578.....	SC158	—	—	—	—	SC177	SC607	SC606	—	SC181
1107580.....	SC158	—	—	—	—	SC177	SC607	SC606	—	SC181
1107581.....	SC158	—	—	—	—	SC177	SC607	SC606	—	SC181
1107582.....	SC158	—	—	—	—	SC177	—	SC606	—	SC181
1107583.....	—	—	—	—	—	SC177	SC607	—	—	SC181
1107584.....	SC158	—	—	—	—	SC177	SC607	SC606	—	SC181
1107585.....	SC158	—	—	—	—	SC177	SC607	SC606	—	SC181
1107586.....	SC158	—	—	—	—	SC177	SC607	SC606	—	SC181
1107587.....	SC158	—	—	—	—	SC177	SC607	SC606	—	SC181
1107588.....	SC158	—	—	—	—	SC177	SC607	SC606	—	SC181
1107589.....	SC158	—	—	—	—	SC177	SC607	SC606	—	SC181
1107591.....	SC158	—	—	—	—	SC177	SC607	SC606	—	SC181
1107592.....	SC158	—	—	—	—	SC177	—	SC606	—	SC181
1107593.....	SC158	—	—	—	—	SC177	SC607	SC606	—	SC181
1107594.....	SC158	—	—	—	—	—	—	—	—	SC181
1107596.....	SC158	—	—	—	—	—	—	—	—	SC181
1107598.....	SC158	—	—	—	—	SC177	SC607	SC606	—	SC181
1107599.....	SC158	—	—	—	—	SC177	SC607	SC606	—	SC181
1107600.....	SC158	—	—	—	—	SC177	SC607	SC606	—	SC181
1107612.....	SC158	—	—	—	—	—	—	—	—	SC181
1107613.....	—	—	—	—	—	—	—	—	—	SC181
1107630.....	SC158	—	—	—	—	—	—	—	—	SC181
1107647.....	SC158	—	—	—	—	—	—	—	—	SC181
1107648.....	SC158	—	—	—	—	—	—	—	—	SC181
1107650.....	SC158	—	—	—	—	—	—	—	—	SC181
1107651.....	SC158	—	—	—	—	—	—	—	—	SC181
1107652.....	SC158	—	—	—	—	—	—	—	—	SC181
1107654.....	SC158	—	—	—	—	—	—	—	—	SC181
1107655.....	SC158	—	—	—	—	—	—	—	—	SC181
1107657.....	SC158	—	—	—	—	—	—	—	—	SC181
1107658.....	SC158	—	—	—	—	—	—	—	—	SC181
1107659.....	SC158	—	—	—	—	—	—	—	—	SC181
1107660.....	SC158	—	—	—	—	—	—	—	—	SC181
1107661.....	SC158	—	—	—	—	—	—	—	—	SC181
1107663.....	SC158	—	—	—	—	—	—	—	—	SC181
1107664.....	SC158	—	—	—	—	—	—	—	—	SC181
1107665.....	SC158	—	—	—	—	—	—	—	—	SC181
1107667.....	SC158	—	—	—	—	—	—	—	—	SC181
1107668.....	SC158	—	—	—	—	—	—	—	—	SC181
1107671.....	SC158	—	—	—	—	—	—	—	—	SC181
1107674.....	SC158	—	—	—	—	—	—	—	—	SC181
1107677.....	SC158	—	—	—	—	—	—	—	—	SC181
1107678.....	—	—	—	—	—	—	—	—	—	SC181
1107679.....	—	—	—	—	—	—	—	—	—	SC181
1107680.....	—	—	—	—	—	—	—	—	—	SC181
1107681.....	SC158	—	—	—	—	—	—	—	—	SC181
1107682.....	SC158	—	—	—	—	—	—	—	—	SC181
1107685.....	SC158	—	—	—	—	—	—	—	—	SC181
1107686.....	SC158	—	—	—	—	—	—	—	—	SC181
1107687.....	SC158	—	—	—	—	—	—	—	—	SC181
1107688.....	SC158	—	—	—	—	—	—	—	—	SC181
1107689.....	SC158	—	—	—	—	—	—	SC606	—	SC181
1107694.....	SC158	—	—	—	—	—	—	—	—	SC181
1107695.....	SC158	—	—	—	—	—	—	—	—	SC181

PARTS FOR DELCO STARTERS — Cont'd

Starter Number	Collar Stop	Lead Ground	Retainer Ring	Brake Washer	Bushing Lever Housing	Insulator Washer	Grommet	Bushing Bronze Lever Housing	Bushing Prefit Lever Housing	Brush Holder Plate Assy.
1107559.....	SC173	—	SC174	—	—	—	—	—	—	—
1107561.....	SC173	—	SC174	—	—	—	—	—	—	—
1107564.....	SC173	—	SC174	—	—	—	—	—	—	—
1107567.....	SC173	—	SC174	—	—	—	—	—	—	—
1107569.....	—	—	—	—	—	—	—	—	—	—
1107570.....	—	—	—	—	—	—	—	—	—	—
1107571.....	SC173	—	SC174	—	—	—	—	—	—	—
1107573.....	SC173	—	SC174	—	—	—	—	—	—	—
1107574.....	SC173	—	SC174	—	—	—	—	—	—	—
1107575.....	SC173	—	SC174	—	—	—	—	—	—	—
1107576.....	SC173	—	SC174	—	—	—	—	—	—	—
1107577.....	SC173	—	SC174	—	—	—	—	—	—	—
1107578.....	SC173	—	SC174	—	—	—	—	—	—	—
1107580.....	SC173	—	SC174	—	—	—	—	—	—	—
1107581.....	SC173	—	SC174	—	—	—	—	—	—	—
1107582.....	SC173	—	SC174	—	—	—	—	—	—	—
1107583.....	SC173	—	SC174	—	—	—	—	—	—	—
1107584.....	SC173	—	SC174	—	—	—	—	—	—	—
1107585.....	SC173	—	SC174	—	—	—	—	—	—	—
1107586.....	SC173	—	SC174	—	—	—	—	—	—	—
1107587.....	SC173	—	SC174	—	—	—	—	—	—	—
1107588.....	SC173	—	SC174	—	—	—	—	—	—	—
1107589.....	SC173	—	SC174	—	—	—	—	—	—	—
1107591.....	SC173	—	SC174	—	—	—	—	—	—	—
1107592.....	SC173	—	SC174	—	—	—	—	—	—	—
1107593.....	SC173	—	SC174	—	—	—	—	—	—	—
1107594.....	—	—	—	—	—	—	—	—	—	—
1107596.....	—	—	—	—	—	—	—	—	—	—
1107598.....	SC173	—	SC174	—	—	—	—	—	—	—
1107599.....	SC173	—	SC174	—	—	—	—	—	—	—
1107600.....	SC173	—	SC174	—	—	—	—	—	—	—
1107612.....	—	—	—	—	—	—	—	—	—	—
1107613.....	SC173	—	SC174	—	—	—	—	—	—	—
1107630.....	—	—	—	—	—	—	—	—	—	—
1107647.....	—	—	—	—	—	—	—	—	—	—
1107648.....	—	—	—	—	—	—	—	—	—	—
1107650.....	—	—	—	—	—	—	—	—	—	—
1107651.....	—	—	—	—	—	—	—	—	—	—
1107652.....	—	—	—	—	—	—	—	—	—	—
1107654.....	—	—	—	—	—	—	—	—	—	—
1107655.....	—	—	—	—	—	—	—	—	—	—
1107657.....	—	—	—	—	—	—	—	—	—	—
1107658.....	—	—	—	—	—	—	—	—	—	—
1107659.....	—	—	—	—	—	—	—	—	—	—
1107660.....	—	—	—	—	—	—	—	—	—	—
1107661.....	—	—	—	—	—	—	—	—	—	—
1107663.....	—	—	—	—	—	—	—	—	—	—
1107664.....	—	—	—	—	—	—	—	—	—	—
1107665.....	—	—	—	—	—	—	—	—	—	—
1107667.....	—	—	—	—	—	—	—	—	—	—
1107668.....	—	—	—	—	—	—	—	—	—	—
1107671.....	—	—	—	—	—	—	—	—	—	—
1107674.....	—	—	—	—	—	—	—	—	—	—
1107677.....	—	—	—	—	—	—	—	—	—	—
1107678.....	—	—	—	—	—	—	—	—	—	—
1107679.....	—	—	—	—	—	—	—	—	—	—
1107680.....	SC173	—	SC174	—	—	—	—	—	—	—
1107681.....	—	—	—	—	—	—	—	—	—	—
1107682.....	—	—	—	—	—	—	—	—	—	—
1107685.....	—	—	—	—	—	—	—	—	—	—
1107686.....	—	—	—	—	—	—	—	—	—	—
1107687.....	—	—	—	—	—	—	—	—	—	—
1107688.....	—	—	—	—	—	—	—	—	—	—
1107689.....	—	—	—	—	—	—	—	—	—	—
1107694.....	—	—	—	—	—	—	—	—	—	—
1107695.....	—	—	—	—	—	—	—	—	—	—

PARTS FOR DELCO STARTERS

PARTS FOR DELCO STARTERS

NOTE: Additional starter parts appear on facing page.

Starter Number	C.E. Plate	D.E. Housing	Brush Holder Insulated	Brush Holder Ground	Brush Holder Kit	Fibre Washer	Oil Wick	Pipe Plug	Pin Brush Holder	Screw Pole Shoe
1107697.....	SC158	—	—	—	—	—	—	—	—	SC181
1107698.....	SC158	—	—	—	—	—	—	—	—	SC181
1107700.....	SC158	—	—	—	—	—	—	—	—	—
1107702.....	SC158	—	—	—	—	—	—	—	—	SC181
1107703.....	SC158	—	—	—	—	—	—	—	—	SC181
1107704.....	SC158	—	—	—	—	—	—	—	—	SC181
1107705.....	SC158	—	—	—	—	—	—	—	—	SC181
1107707.....	SC158	—	—	—	—	—	—	—	—	SC181
1107708.....	SC158	—	—	—	—	—	—	—	—	SC181
1107709.....	—	—	—	—	—	—	—	—	—	SC181
1107710.....	—	—	—	—	—	—	—	—	—	SC181
1107712.....	SC158	—	—	—	—	—	—	—	—	—
1107713.....	SC158	—	—	—	—	—	—	—	—	SC181
1107716.....	SC158	—	—	—	—	—	—	—	—	—
1107717.....	SC158	—	—	—	—	—	—	—	—	SC181
1107720.....	SC158	—	—	—	—	—	—	—	—	SC181
1107724.....	—	—	—	—	—	—	—	—	—	SC181
1107725.....	SC158	—	—	—	—	—	—	—	—	SC181
1107728.....	SC158	—	—	—	—	—	—	—	—	SC181
1107731.....	SC158	—	—	—	—	—	—	—	—	SC181
1107732.....	SC158	—	—	—	—	—	—	—	—	SC181
1107733.....	SC158	—	—	—	—	—	—	—	—	SC181
1107734.....	SC158	—	—	—	—	—	—	—	—	SC181
1107735.....	SC158	—	—	—	—	—	—	—	—	—
1107736.....	SC158	—	—	—	—	—	—	—	—	SC181
1107738.....	SC158	—	—	—	—	—	—	—	—	SC181
1107739.....	SC158	—	—	—	—	—	—	—	—	—
1107740.....	SC158	—	—	—	—	—	—	—	—	SC181
1107744.....	SC158	—	—	—	—	SC177	—	—	—	SC181
1107745.....	SC158	—	—	—	—	—	—	—	—	SC181
1107746.....	SC158	—	—	—	—	—	—	—	—	SC181
1107747.....	SC158	—	—	—	—	—	—	—	—	SC181
1107748.....	SC158	—	—	—	—	—	—	—	—	SC181
1107750.....	SC158	—	—	—	—	—	—	SC606	—	—
1107751.....	SC158	—	—	—	—	—	—	—	—	SC181
1107752.....	SC158	—	—	—	—	—	—	—	—	SC181
1107755.....	SC158	—	—	—	—	—	—	—	—	SC181
1107756.....	SC158	—	—	—	—	—	—	—	—	SC181
1107757.....	SC158	—	—	—	—	—	—	—	—	SC181
1107758.....	SC158	—	—	—	—	—	—	—	—	SC181
1107761.....	SC158	—	—	—	—	—	SC607	SC606	—	SC181
1107764.....	SC158	—	—	—	—	—	—	—	—	SC181
1107767.....	SC158	—	—	—	—	—	SC607	SC606	—	SC181
1107771.....	SC158	—	—	—	—	SC177	SC607	SC606	—	—
1107773.....	SC158	—	—	—	—	—	—	—	—	—
1107776.....	SC158	—	—	—	—	—	—	—	—	—
1107777.....	SC158	—	—	—	—	—	—	—	—	—
1107778.....	SC158	—	—	—	—	—	—	—	—	SC181
1107781.....	SC158	—	—	—	—	—	—	—	—	—
1107782.....	SC158	—	—	—	—	SC177	—	—	—	SC181
1107783.....	SC158	—	—	—	—	—	—	—	—	SC181
1107784.....	SC158	—	—	—	—	—	—	—	—	—
1107785.....	SC158	—	—	—	—	SC177	SC607	SC606	—	SC181
1107788.....	SC158	—	—	—	—	—	—	—	—	SC181
1107790.....	SC158	—	—	—	—	—	—	—	—	—
1107791.....	SC158	—	—	—	—	—	—	—	—	SC181
1107794.....	SC158	—	—	—	—	—	SC607	SC606	—	SC181
1107796.....	—	—	—	—	—	—	—	—	—	SC181
1107798.....	SC158	—	—	—	—	—	—	—	—	SC181
1107799.....	SC158	—	—	—	—	—	—	—	—	SC181
1107800.....	SC158	—	—	—	—	—	—	—	—	SC181
1107847.....	SC158	—	—	—	—	—	SC607	SC606	—	SC181
1107848.....	SC158	—	—	—	—	—	—	—	—	SC181
1107850.....	SC158	—	—	—	—	—	SC607	SC606	—	SC181
1107851.....	SC158	—	—	—	—	—	—	SC606	—	SC181
1107853.....	SC158	—	—	—	—	SC177	SC607	SC606	—	SC181

PARTS FOR DELCO STARTERS — Cont'd

Starter Number	Collar Stop	Lead Ground	Retainer Ring	Brake Washer	Bushing Lever Housing	Insulator Washer	Grommet	Bushing Bronze Lever Housing	Bushing Prefit Lever Housing	Brush Holder Plate Assy.
1107697.....	—	—	—	—	—	—	—	—	—	—
1107698.....	—	—	—	—	—	—	—	—	—	—
1107700.....	—	—	—	—	—	—	—	—	—	—
1107702.....	—	—	—	—	—	—	—	—	—	—
1107703.....	—	—	—	—	—	—	—	—	—	—
1107704.....	—	—	—	—	—	—	—	—	—	—
1107705.....	—	—	—	—	—	—	—	—	—	—
1107707.....	—	—	—	—	—	—	—	—	—	—
1107708.....	—	—	—	—	—	—	—	—	—	—
1107709.....	—	—	—	—	—	—	—	—	—	—
1107710.....	—	—	—	—	—	—	—	—	—	—
1107712.....	—	—	—	—	—	—	—	—	—	—
1107713.....	—	—	—	—	—	—	—	—	—	—
1107716.....	—	—	—	—	—	—	—	—	—	—
1107717.....	—	—	—	—	—	—	—	—	—	—
1107720.....	SC173	—	SC174	—	—	—	—	—	—	—
1107724.....	—	—	—	—	—	—	—	—	—	—
1107725.....	SC173	—	SC174	—	—	—	—	—	—	—
1107728.....	—	—	—	—	—	—	—	—	—	—
1107731.....	—	—	—	—	—	—	—	—	—	—
1107732.....	—	—	—	—	—	—	—	—	—	—
1107733.....	—	SC179	—	—	—	—	—	—	—	—
1107734.....	SC173	—	SC174	—	—	—	—	—	—	—
1107735.....	—	—	—	—	—	—	—	—	—	—
1107736.....	—	SC179	—	—	—	—	—	—	—	—
1107738.....	—	SC179	—	—	—	—	—	—	—	—
1107739.....	—	—	—	—	—	—	—	—	—	—
1107740.....	—	SC179	—	—	—	—	—	—	—	—
1107744.....	SC173	—	SC174	—	—	—	—	—	—	—
1107745.....	—	SC179	—	—	—	—	—	—	—	—
1107746.....	—	—	—	—	—	—	—	—	—	—
1107747.....	—	SC179	—	—	—	—	—	—	—	—
1107748.....	—	SC179	—	—	—	—	—	—	—	—
1107750.....	—	SC179	—	—	—	—	—	—	—	—
1107751.....	—	—	—	—	—	—	—	—	—	—
1107752.....	—	—	—	—	—	—	—	—	—	—
1107755.....	—	SC179	—	—	—	—	—	—	—	—
1107756.....	—	SC179	—	—	—	—	—	—	—	—
1107757.....	—	SC179	—	—	—	—	—	—	—	—
1107758.....	—	SC179	—	—	—	—	—	—	—	—
1107761.....	—	SC179	—	—	—	—	—	—	—	—
1107764.....	SC173	SC179	SC173	—	—	—	—	—	—	—
1107767.....	—	SC179	—	—	—	—	—	—	—	—
1107771.....	SC173	—	SC173	—	—	—	—	—	—	—
1107773.....	—	—	—	—	—	—	—	—	—	—
1107776.....	—	—	—	—	—	—	—	—	—	—
1107777.....	—	—	—	—	—	—	—	—	—	—
1107778.....	—	SC179	—	—	—	—	—	—	—	—
1107781.....	—	—	—	—	—	—	—	—	—	—
1107782.....	SC173	—	SC174	—	—	—	—	—	—	—
1107783.....	—	—	—	—	—	—	—	—	—	—
1107784.....	—	—	—	—	—	—	—	—	—	—
1107785.....	SC173	—	SC174	—	—	—	—	—	—	—
1107788.....	—	SC179	—	—	—	—	—	—	—	—
1107790.....	—	—	—	—	—	—	—	—	—	—
1107791.....	—	—	—	—	—	—	—	—	—	—
1107794.....	—	SC179	—	—	—	—	—	—	—	—
1107796.....	—	—	—	—	—	—	—	—	—	—
1107798.....	—	SC179	—	—	—	—	—	—	—	—
1107799.....	—	—	—	—	—	—	—	—	—	—
1107800.....	—	—	—	—	—	—	—	—	—	—
1107847.....	—	SC179	—	—	—	—	—	—	—	—
1107848.....	—	SC179	—	—	—	—	—	—	—	—
1107850.....	—	SC179	—	—	—	—	—	—	—	—
1107851.....	—	SC179	—	—	—	—	—	—	—	—
1107853.....	SC173	—	SC174	—	—	—	—	—	—	—

PARTS FOR DELCO STARTERS

PARTS FOR DELCO STARTERS

NOTE: Additional starter parts appear on facing page.

Starter Number	C.E. Plate	D.E. Housing	Brush Holder Insulated	Brush Holder Ground	Brush Holder Kit	Fibre Washer	Oil Wick	Pipe Plug	Pin Brush Holder	Screw Pole Shoe
1107854	SC158	---	---	---	---	SC177	SC607	---	---	SC181
1107855	SC158	---	---	---	---	SC177	SC607	---	---	SC181
1107857	SC158	---	---	---	---	SC177	SC607	SC606	---	SC181
1107859	SC158	---	---	---	---	SC177	SC607	SC606	---	SC181
1107860	SC158	---	---	---	---	SC177	SC607	---	---	SC181
1107863	SC158	---	---	---	---	SC177	SC607	---	---	SC181
1107866	SC158	---	---	---	---	---	SC607	---	---	SC181
1107867	SC158	---	---	---	---	---	SC607	---	---	SC181
1107869	SC158	---	---	---	---	SC177	SC607	SC606	---	---
1107870	SC158	---	---	---	---	---	SC607	SC606	---	SC181
1107871	SC158	---	---	---	---	---	SC607	---	---	SC181
1107872	SC158	---	---	---	---	SC177	SC607	SC606	---	SC181
1107874	---	---	---	---	---	SC177	---	---	---	SC181
1107876	SC158	---	---	---	---	---	---	---	---	---
1107877	SC158	---	---	---	---	SC177	---	---	---	---
1107879	SC158	---	---	---	---	---	---	---	---	SC181
1107880	SC158	---	---	---	---	---	---	---	---	SC181
1107882	SC158	---	---	---	---	---	---	---	---	SC181
1107883	SC158	---	---	---	---	---	---	---	---	---
1107884	SC158	---	---	---	---	SC177	SC607	SC606	---	SC181
1107885	SC158	---	---	---	---	---	---	---	---	SC181
1107886	SC158	---	---	---	---	---	---	---	---	SC181
1107888	SC158	---	---	---	---	---	---	---	---	SC181
1107889	SC158	---	---	---	---	---	---	---	---	SC181
1107890	SC158	---	---	---	---	---	---	---	---	SC181
1107891	SC158	---	---	---	---	---	---	---	---	SC181
1107892	SC158	---	---	---	---	---	---	---	---	SC181
1107895	SC158	---	---	---	---	---	---	---	---	SC181
1107899	SC158	---	---	---	---	---	---	---	---	SC181
1107900	SC158	---	---	---	---	---	---	---	---	SC181
1108070	---	---	---	---	---	---	---	---	---	---
1108076	---	---	---	---	---	---	---	SC606	---	---
1108090	SC158	---	---	---	---	---	---	---	---	---
1108092	SC158	---	---	---	---	---	---	SC606	---	---
1108093	SC158	---	---	---	---	---	---	---	---	---
1108094	SC158	---	---	---	---	---	---	---	---	---
1108096	SC158	---	---	---	---	---	---	---	---	---
1108097	SC158	---	---	---	---	---	SC607	SC606	---	---
1108098	SC158	---	---	---	---	---	---	---	---	---
1108099	SC158	---	---	---	---	---	---	---	---	---
1108180	SC158	---	---	---	---	---	---	---	---	SC181
1108181	SC158	---	---	---	---	---	---	---	---	SC181
1108182	SC158	---	---	---	---	---	---	---	---	---
1108184	SC158	---	---	---	---	---	---	---	---	SC181
1108185	SC158	---	---	---	---	---	SC607	SC606	---	SC181
1108188	SC158	---	---	---	---	---	---	---	---	SC181
1108200	SC158	---	---	---	---	---	SC607	SC606	---	---
1108223	SC158	---	---	---	---	---	---	SC606	---	---
1108224	SC158	---	---	---	---	---	---	---	---	---
1108225	SC158	---	---	---	---	---	---	---	---	---
1108226	SC158	---	---	---	---	---	---	---	---	---
1108246	SC158	---	---	---	---	SC177	---	---	---	---
1108250	---	---	---	---	---	---	SC607	SC606	---	---
1108251	---	---	---	---	---	---	SC607	SC606	---	---
1108278	---	---	---	---	---	SC177	---	---	---	---
1108284	---	---	---	---	---	SC177	---	---	---	---
1108287	---	---	---	---	---	SC177	---	---	---	---
1108289	---	---	---	---	---	SC177	---	---	---	---
1108298	---	---	---	---	---	---	---	---	---	---
1108319	SC158	---	---	---	---	---	---	---	---	SC181
1108320	SC158	---	---	---	---	---	---	---	---	---
1108321	SC158	---	---	---	---	SC177	SC607	SC606	---	SC181
1108323	SC158	---	---	---	---	---	---	---	---	SC181
1108324	SC158	---	---	---	---	---	---	---	---	SC181
1108325	SC158	---	---	---	---	---	---	---	---	---
1108328	SC158	---	---	---	---	---	---	---	---	SC181

PARTS FOR DELCO STARTERS — Cont'd

Starter Number	Collar Stop	Lead Ground	Retainer Ring	Brake Washer	Bushing Lever Housing	Insulator Washer	Grommet	Bushing Bronze Lever Housing	Bushing Prefit Lever Housing	Brush Holder Plate Assy.
1107854.....	SC173	—	SC174	—	—	—	—	—	—	—
1107855.....	SC173	—	SC174	—	—	—	—	—	—	—
1107857.....	SC173	—	SC174	—	—	—	—	—	—	—
1107859.....	SC173	—	SC174	—	—	—	—	—	—	—
1107860.....	SC173	—	SC174	—	—	—	—	—	—	—
1107863.....	SC173	—	SC174	—	—	—	—	—	—	—
1107866.....	SC173	—	SC174	—	—	—	—	—	—	—
1107867.....	SC173	—	SC174	—	—	—	—	—	—	—
1107869.....	SC173	—	SC174	—	—	—	—	—	—	—
1107870.....	SC173	—	SC174	—	—	—	—	—	—	—
1107871.....	SC173	—	SC174	—	—	—	—	—	—	—
1107872.....	SC173	—	SC174	—	—	—	—	—	—	—
1107874.....	SC173	—	SC174	—	—	—	—	—	—	—
1107876.....	—	—	—	—	—	—	—	—	—	—
1107877.....	SC173	—	SC174	—	—	—	—	—	—	—
1107879.....	SC173	—	SC174	—	—	—	—	—	—	—
1107880.....	SC173	—	SC174	—	—	—	—	—	—	—
1107882.....	—	—	—	—	—	—	—	—	—	—
1107883.....	—	—	—	—	—	—	—	—	—	—
1107884.....	SC173	—	SC174	—	—	—	—	—	—	—
1107885.....	SC173	—	SC174	—	—	—	—	—	—	—
1107886.....	—	SC179	—	—	—	—	—	—	—	—
1107888.....	—	—	—	—	—	—	—	—	—	—
1107889.....	—	—	—	—	—	—	—	—	—	—
1107890.....	—	—	—	—	—	—	—	—	—	—
1107891.....	—	—	—	—	—	—	—	—	—	—
1107892.....	—	—	—	—	—	—	—	—	—	—
1107895.....	—	—	—	—	—	—	—	—	—	—
1107899.....	—	SC179	—	—	—	—	—	—	—	—
1107900.....	—	SC179	—	—	—	—	—	—	—	—
1108070.....	SC173	—	SC174	—	—	—	—	—	—	—
1108076.....	—	—	—	—	—	—	—	—	—	—
1108090.....	—	SC179	—	—	—	—	—	—	—	—
1108092.....	—	SC179	—	—	—	—	—	—	—	—
1108093.....	—	SC179	—	—	—	—	—	—	—	—
1108094.....	—	SC179	—	—	—	—	—	—	—	—
1108096.....	—	SC179	—	—	—	—	—	—	—	—
1108097.....	—	SC179	—	—	—	—	—	—	—	—
1108098.....	—	SC179	—	—	—	—	—	—	—	—
1108099.....	—	SC179	—	—	—	—	—	—	—	—
1108180.....	—	—	—	—	—	—	—	—	—	—
1108181.....	—	—	—	—	—	—	—	—	—	—
1108182.....	—	—	—	—	—	—	—	—	—	—
1108184.....	—	—	—	—	—	—	—	—	—	—
1108185.....	—	—	—	—	—	—	—	—	—	—
1108188.....	—	—	—	—	—	—	—	—	—	—
1108200.....	—	—	—	—	—	—	—	—	—	—
1108223.....	—	SC179	—	—	—	—	—	—	—	—
1108224.....	—	—	—	—	—	—	—	—	—	—
1108225.....	—	—	—	—	—	—	—	—	—	—
1108226.....	—	—	—	—	—	—	—	—	—	—
1108246.....	SC173	—	SC174	—	—	—	—	—	—	—
1108250.....	—	—	SC174	—	—	—	—	—	—	—
1108251.....	—	—	SC174	—	—	—	—	—	—	—
1108278.....	—	—	—	—	—	—	—	—	—	—
1108284.....	SC173	—	SC174	—	—	—	—	—	—	—
1108287.....	SC173	—	SC174	—	—	—	—	—	—	—
1108289.....	SC173	—	SC174	—	—	—	—	—	—	—
1108298.....	SC173	—	SC174	—	—	—	—	—	—	—
1108319.....	SC173	—	SC174	—	—	—	—	—	—	—
1108320.....	—	—	—	—	—	—	—	—	—	—
1108321.....	SC173	—	SC174	—	—	—	—	—	—	—
1108323.....	SC173	—	SC174	—	—	—	—	—	—	—
1108324.....	—	—	—	—	—	—	—	—	—	—
1108325.....	—	—	—	—	—	—	—	—	—	—
1108328.....	—	—	—	—	—	—	—	—	—	—

PARTS FOR DELCO STARTERS

PARTS FOR DELCO STARTERS

NOTE: Additional starter parts appear on facing page.

Starter Number	C.E. Plate	D.E. Housing	Brush Holder Insulated	Brush Holder Ground	Brush Holder Kit	Fibre Washer	Oil Wick	Pipe Plug	Pin Brush Holder	Screw Pole Shoe
1108329.....	SC158	—	—	—	—	—	—	—	—	SC181
1108331.....	SC158	—	—	—	—	—	—	—	—	—
1108332.....	SC158	—	—	—	—	—	—	SC606	—	SC181
1108333.....	SC158	—	—	—	—	—	—	—	—	—
1108334.....	SC158	—	—	—	—	SC177	—	—	—	SC181
1108335.....	SC158	—	—	—	—	—	—	—	—	—
1108336.....	SC158	—	—	—	—	SC177	SC607	SC606	—	SC181
1108338.....	SC158	—	—	—	—	—	—	—	—	SC181
1108340.....	SC158	—	—	—	—	SC177	SC607	SC606	—	SC181
1108341.....	SC158	—	—	—	—	—	SC607	SC606	—	SC181
1108342.....	SC158	—	—	—	—	—	—	—	—	SC181
1108343.....	SC158	—	—	—	—	—	SC607	SC606	—	SC181
1108344.....	SC158	—	—	—	—	SC177	—	—	—	SC181
1108345.....	SC158	—	—	—	—	—	—	SC606	—	SC181
1108347.....	SC158	—	—	—	—	—	—	SC606	—	SC181
1108348.....	SC158	—	—	—	—	—	—	—	—	—
1108349.....	SC158	—	—	—	—	—	—	—	—	SC181
1108350.....	SC158	—	—	—	—	—	—	SC606	—	SC181
1108351.....	SC158	—	—	—	—	—	—	—	—	—
1108352.....	SC158	—	—	—	—	—	—	—	—	—
1108353.....	SC158	—	—	—	—	—	—	—	—	—
1108354.....	SC158	—	—	—	—	—	—	—	—	—
1108355.....	SC158	—	—	—	—	—	—	SC606	—	SC181
1108357.....	SC158	—	—	—	—	—	SC607	SC606	—	SC181
1108358.....	SC158	—	—	—	—	SC177	SC607	SC606	—	SC181
1108360.....	SC158	—	—	—	—	—	—	—	—	SC181
1108361.....	SC158	—	—	—	—	—	—	—	—	SC181
1108362.....	SC158	—	—	—	—	—	—	—	—	SC181
1108363.....	SC158	—	—	—	—	—	SC607	SC606	—	SC181
1108364.....	SC158	—	—	—	—	—	—	SC606	—	—
1108365.....	SC158	—	—	—	—	—	—	—	—	—
1108366.....	SC158	—	—	—	—	—	—	—	—	—
1108367.....	SC158	—	—	—	—	—	—	—	—	—
1108368.....	SC158	—	—	—	—	—	—	—	—	—
1108369.....	SC158	—	—	—	—	—	—	SC606	—	—
1108370.....	SC158	—	—	—	—	—	—	SC606	—	—
1108371.....	SC158	—	—	—	—	—	—	—	—	—
1108372.....	SC158	—	—	—	—	—	—	SC606	—	—
1108379.....	SC158	—	—	—	—	—	SC607	—	—	—
1108380.....	SC158	—	—	—	—	—	—	—	—	—
1108382.....	SC158	—	—	—	—	—	—	—	—	—
1108384.....	SC158	—	—	—	—	—	—	—	—	—
1108385.....	SC158	—	—	—	—	—	—	—	—	—
1108386.....	SC158	—	—	—	—	—	—	—	—	—
1108387.....	SC158	—	—	—	—	—	—	—	—	—
1108388.....	SC158	—	—	—	—	—	—	—	—	—
1108389.....	SC158	—	—	—	—	—	—	—	—	—
1108390.....	SC158	—	—	—	—	SC177	—	—	—	—
1108391.....	SC158	—	—	—	—	—	—	—	—	—
1108392.....	SC158	—	—	—	—	—	—	—	—	—
1108393.....	SC158	—	—	—	—	SC177	—	—	—	—
1108394.....	SC158	—	—	—	—	SC177	—	SC606	—	—
1108395.....	SC158	—	—	—	—	SC177	SC607	SC606	—	SC181
1108396.....	SC158	—	—	—	—	—	—	—	—	SC181
1108397.....	SC158	—	—	—	—	SC177	—	—	—	SC181
1108400.....	SC158	—	—	—	—	—	—	—	—	SC181
1108415.....	SC158	—	—	—	—	SC177	SC607	SC606	—	SC181
1108416.....	SC158	—	—	—	—	SC177	SC607	SC606	—	SC181
1108418.....	SC158	—	—	—	—	—	—	—	—	SC181
1108419.....	SC158	—	—	—	—	—	—	—	—	SC181
1108420.....	SC158	—	—	—	—	—	—	—	—	SC181
1108421.....	SC158	—	—	—	—	SC177	—	SC606	—	SC181
1108422.....	SC158	—	—	—	—	SC177	—	SC606	—	SC181
1108423.....	SC158	—	—	—	—	SC177	—	—	—	SC181
1108424.....	SC158	—	—	—	—	SC177	—	—	—	SC181
1108425.....	SC158	—	—	—	—	—	—	—	—	SC181

PARTS FOR DELCO STARTERS — Cont'd

Starter Number	Collar Stop	Lead Ground	Retainer Ring	Brake Washer	Bushing Lever Housing	Insulator Washer	Grommet	Bushing Bronze Lever Housing	Bushing Prefit Lever Housing	Brush Holder Plate Assy.
1108329	—	—	—	—	—	—	—	—	—	—
1108331	—	—	—	—	—	—	—	—	—	—
1108332	—	—	—	—	—	—	—	—	—	—
1108333	—	—	—	—	—	—	—	—	—	—
1108334	SC173	—	SC174	—	—	—	—	—	—	—
1108335	—	—	—	—	—	—	—	—	—	—
1108336	—	—	—	—	—	—	—	—	—	—
1108338	—	—	—	—	—	—	—	—	—	—
1108340	SC173	—	SC174	—	—	—	—	—	—	—
1108341	SC173	—	SC174	—	—	—	—	—	—	—
1108342	SC173	—	SC174	—	—	—	—	—	—	—
1108343	SC173	—	SC174	—	—	—	—	—	—	—
1108344	SC173	—	SC174	—	—	—	—	—	—	—
1108345	—	—	—	—	—	—	—	—	—	—
1108347	—	—	—	—	—	—	—	—	—	—
1108348	—	—	—	—	—	—	—	—	—	—
1108349	—	—	—	—	—	—	—	—	—	—
1108350	—	—	—	—	—	—	—	—	—	—
1108351	—	—	—	—	—	—	—	—	—	—
1108352	—	—	—	—	—	—	—	—	—	—
1108353	—	—	—	—	—	—	—	—	—	—
1108354	—	—	—	—	—	—	—	—	—	—
1108355	—	—	—	—	—	—	—	—	—	—
1108357	—	—	—	—	—	—	—	—	—	—
1108358	SC173	—	SC174	—	—	—	—	—	—	—
1108360	—	—	—	—	—	—	—	—	—	—
1108361	—	—	—	—	—	—	—	—	—	—
1108362	—	—	—	—	—	—	—	—	—	—
1108363	—	—	—	—	—	—	—	—	—	—
1108364	—	—	—	—	—	—	—	—	—	—
1108365	—	—	—	—	—	—	—	—	—	—
1108366	—	—	—	—	—	—	—	—	—	—
1108367	—	—	—	—	—	—	—	—	—	—
1108368	—	—	—	—	—	—	—	—	—	—
1108369	—	—	—	—	—	—	—	—	—	—
1108370	—	—	—	—	—	—	—	—	—	—
1108371	—	—	—	—	—	—	—	—	—	—
1108372	—	—	—	—	—	—	—	—	—	—
1108379	SC173	—	SC174	—	—	—	—	—	—	—
1108380	—	—	—	—	—	—	—	—	—	—
1108382	—	—	—	—	—	—	—	—	—	—
1108384	—	—	—	—	—	—	—	—	—	—
1108385	—	—	—	—	—	—	—	—	—	—
1108386	—	—	—	—	—	—	—	—	—	—
1108387	—	—	—	—	—	—	—	—	—	—
1108388	SC173	—	SC174	—	—	—	—	—	—	—
1108389	—	—	—	—	—	—	—	—	—	—
1108390	SC173	—	SC174	—	—	—	—	—	—	—
1108391	—	—	—	—	—	—	—	—	—	—
1108392	—	—	—	—	—	—	—	—	—	—
1108393	SC173	—	SC174	—	—	—	—	—	—	—
1108394	SC173	—	SC174	—	—	—	—	—	—	—
1108395	SC173	—	SC174	—	—	—	—	—	—	—
1108396	SC173	—	SC174	—	—	—	—	—	—	—
1108397	SC173	—	SC174	—	—	—	—	—	—	—
1108400	—	—	—	—	—	—	—	—	—	—
1108415	SC173	—	SC174	—	—	—	—	—	—	—
1108416	SC173	—	SC174	—	—	—	—	—	—	—
1108418	—	—	—	—	—	—	—	—	—	—
1108419	—	—	—	—	—	—	—	—	—	—
1108420	—	—	—	—	—	—	—	—	—	—
1108421	SC173	—	SC174	—	—	—	—	—	—	—
1108422	SC173	—	SC174	—	—	—	—	—	—	—
1108423	SC173	—	SC174	—	—	—	—	—	—	—
1108424	—	—	—	—	—	—	—	—	—	—
1108425	—	—	—	—	—	—	—	—	—	—

PARTS FOR DELCO STARTERS

PARTS FOR DELCO STARTERS

NOTE: Additional starter parts appear on facing page.

Starter Number	C.E. Plate	D.E. Housing	Brush Holder Insulated	Brush Holder Ground	Brush Holder Kit	Fibre Washer	Oil Wick	Pipe Plug	Pin Brush Holder	Screw Pole Shoe
1108426.....	SC158	—	—	—	—	SC177	SC607	—	—	SC181
1108427.....	SC158	—	—	—	—	—	—	—	—	SC181
1108428.....	SC158	—	—	—	—	—	—	—	—	SC181
1108429.....	SC158	—	—	—	—	—	—	—	—	SC181
1108430.....	SC158	—	—	—	—	—	—	—	—	SC181
1108431.....	SC158	—	—	—	—	SC177	SC607	SC606	—	SC181
1108432.....	SC158	—	—	—	—	SC177	SC607	SC606	—	SC181
1108434.....	SC158	—	—	—	—	—	—	—	—	SC181
1108435.....	SC158	—	—	—	—	—	—	—	—	SC181
1108436.....	SC158	—	—	—	—	—	—	—	—	SC181
1108438.....	SC158	—	—	—	—	SC177	SC607	SC606	—	SC181
1108439.....	SC158	—	—	—	—	—	—	—	—	SC181
1108445.....	SC158	—	—	—	—	—	—	—	—	SC181
1108446.....	SC158	—	—	—	—	—	—	—	—	SC181
1108447.....	SC158	—	—	—	—	SC177	—	—	—	SC181
1108450.....	SC158	—	—	—	—	—	—	—	—	SC181
1108468.....	SC158	—	—	—	—	—	—	—	—	SC181
1108469.....	—	—	—	—	—	—	SC607	SC606	—	SC181
1108470.....	—	—	—	—	—	—	SC607	SC606	—	SC181
1108476.....	SC158	—	—	—	—	—	—	—	—	SC181
1108478.....	—	—	—	—	—	—	—	—	—	SC181
1108479.....	SC158	—	—	—	—	—	—	—	—	SC181
1108480.....	SC158	—	—	—	—	—	—	—	—	SC181
1108481.....	SC158	—	—	—	—	—	—	—	—	SC181
1108482.....	SC158	—	—	—	—	SC177	SC607	SC606	—	SC181
1108483.....	—	—	—	—	—	—	—	—	—	SC181
1108484.....	—	—	—	—	—	—	—	—	—	SC181
1108485.....	—	—	—	—	—	—	—	—	—	SC181
1108486.....	—	—	—	—	—	—	—	—	—	SC181
1108487.....	—	—	—	—	—	—	—	—	—	SC181
1108488.....	—	—	—	—	—	—	—	—	—	SC181
1108489.....	SC158	—	—	—	—	—	—	—	—	SC181
1108494.....	SC158	—	—	—	—	SC177	SC607	SC606	—	SC181
1108495.....	SC158	—	—	—	—	—	—	—	—	SC181
1108498.....	SC158	—	—	—	—	—	—	—	—	SC181
1108499.....	SC158	—	—	—	—	—	—	—	—	SC181
1108500.....	SC158	—	—	—	—	—	—	—	—	—
1108502.....	SC158	—	—	—	—	—	—	—	—	—
1108503.....	SC158	—	—	—	—	—	—	—	—	SC181
1108504.....	SC158	—	—	—	—	—	—	—	—	—
1108505.....	SC158	—	—	—	—	SC177	—	—	—	SC181
1108506.....	SC158	—	—	—	—	—	—	—	—	SC181
1108507.....	SC158	—	—	—	—	—	—	—	—	—
1108512.....	SC158	—	—	—	—	—	—	—	—	SC181
1108515.....	—	—	—	—	—	—	—	—	—	SC181
1108516.....	SC158	—	—	—	—	—	—	—	—	SC181
1108517.....	SC158	—	—	—	—	—	—	—	—	—
1108518.....	SC158	—	—	—	—	—	—	—	—	—
1108520.....	SC158	—	—	—	—	—	—	—	—	SC181
1108521.....	SC158	—	—	—	—	—	—	—	—	—
1108522.....	SC158	—	—	—	—	—	—	—	—	—
1108524.....	SC158	—	—	—	—	SC177	SC607	SC606	—	SC181
1108545.....	—	—	—	—	—	—	—	—	—	—
1108610.....	—	—	—	—	—	SC177	—	—	—	—
1108612.....	—	—	—	—	—	SC177	—	—	—	—
1108632.....	—	—	—	—	—	SC177	—	—	—	—
1108634.....	—	—	—	—	—	SC177	—	—	—	—
1108642.....	—	—	—	—	—	—	—	—	—	—
1108646.....	—	—	—	—	—	SC177	—	—	—	—
1108648.....	—	—	—	—	—	SC177	—	—	—	—
1108649.....	—	—	—	—	—	—	—	—	—	—
1108654.....	—	—	—	—	—	—	SC607	SC606	—	—
1108656.....	—	—	—	—	—	—	SC607	SC606	—	—
1108657.....	—	—	—	—	—	SC177	—	—	—	—
1108658.....	—	—	—	—	—	—	SC607	SC606	—	—
1108659.....	—	—	—	—	—	—	SC607	SC606	—	—

PARTS FOR DELCO STARTERS — Cont'd

Starter Number	Collar Stop	Lead Ground	Retainer Ring	Brake Washer	Bushing Lever Housing	Insulator Washer	Grommet	Bushing Bronze Lever Housing	Bushing Profit Lever Housing	Brush Holder Plate Assy.
1108426.....	SC173	—	SC174	—	—	—	—	—	—	—
1108427.....	—	—	—	—	—	—	—	—	—	—
1108428.....	—	—	—	—	—	—	—	—	—	—
1108429.....	—	—	—	—	—	—	—	—	—	—
1108430.....	—	—	—	—	—	—	—	—	—	—
1108431.....	SC173	SC179	SC174	—	—	—	—	—	—	—
1108432.....	SC173	—	SC174	—	—	—	—	—	—	—
1108434.....	—	SC179	—	—	—	—	—	—	—	—
1108435.....	—	SC179	—	—	—	—	—	—	—	—
1108436.....	—	SC179	—	—	—	—	—	—	—	—
1108438.....	—	—	—	—	—	—	—	—	—	—
1108439.....	SC173	—	SC174	—	—	—	—	—	—	—
1108445.....	—	—	—	—	—	—	—	—	—	—
1108446.....	—	—	—	—	—	—	—	—	—	—
1108447.....	—	—	—	—	—	—	—	—	—	—
1108450.....	—	—	—	—	—	—	—	—	—	—
1108468.....	—	—	—	—	—	—	—	—	—	—
1108469.....	—	—	—	—	—	—	—	—	—	—
1108470.....	SC173	—	SC174	—	—	—	—	—	—	—
1108476.....	SC173	—	—	—	—	—	—	—	—	—
1108478.....	—	—	—	—	—	—	—	—	—	—
1108479.....	—	—	—	—	—	—	—	—	—	—
1108480.....	—	—	—	—	—	—	—	—	—	—
1108481.....	—	—	—	—	—	—	—	—	—	—
1108482.....	SC173	—	SC174	—	—	—	—	—	—	—
1108483.....	—	—	—	—	—	—	—	—	—	—
1108484.....	—	—	—	—	—	—	—	—	—	—
1108485.....	—	—	—	—	—	—	—	—	—	—
1108486.....	—	—	—	—	—	—	—	—	—	—
1108487.....	—	—	—	—	—	—	—	—	—	—
1108488.....	—	—	—	—	—	—	—	—	—	—
1108489.....	SC173	—	SC174	—	—	—	—	—	—	—
1108494.....	SC173	—	SC174	—	—	—	—	—	—	—
1108495.....	—	—	—	—	—	—	—	—	—	—
1108498.....	—	—	—	—	—	—	—	—	—	—
1108499.....	—	—	—	—	—	—	—	—	—	—
1108500.....	—	—	—	—	—	—	—	—	—	—
1108502.....	—	—	—	—	—	—	—	—	—	—
1108503.....	—	—	—	—	—	—	—	—	—	—
1108504.....	—	—	—	—	—	—	—	—	—	—
1108505.....	SC173	—	SC174	—	—	—	—	—	—	—
1108506.....	—	—	—	—	—	—	—	—	—	—
1108507.....	—	—	—	—	—	—	—	—	—	—
1108512.....	—	—	—	—	—	—	—	—	—	—
1108515.....	—	—	—	—	—	—	—	—	—	—
1108516.....	—	—	—	—	—	—	—	—	—	—
1108517.....	—	—	—	—	—	—	—	—	—	—
1108518.....	—	—	—	—	—	—	—	—	—	—
1108520.....	—	—	—	—	—	—	—	—	—	—
1108521.....	—	—	—	—	—	—	—	—	—	—
1108522.....	—	—	—	—	—	—	—	—	—	—
1108524.....	SC173	—	SC174	—	—	—	—	—	—	—
1108545.....	SC173	—	SC174	—	—	—	—	—	—	—
1108610.....	—	—	—	—	—	—	—	—	—	—
1108612.....	—	—	—	—	—	—	—	—	—	—
1108632.....	SC173	—	SC174	—	—	—	—	—	—	—
1108634.....	SC173	—	SC174	—	—	—	—	—	—	—
1108642.....	SC173	—	SC174	—	—	—	—	—	—	—
1108646.....	SC173	—	SC174	—	—	—	—	—	—	—
1108648.....	SC173	—	SC174	—	—	—	—	—	—	—
1108649.....	SC173	—	SC174	—	—	—	—	—	—	—
1108654.....	SC173	—	SC174	—	—	—	—	—	—	—
1108656.....	SC173	—	SC174	—	—	—	—	—	—	—
1108657.....	SC173	—	SC174	—	—	—	—	—	—	—
1108658.....	SC173	—	SC174	—	—	—	—	—	—	—
1108659.....	SC173	—	SC174	—	—	—	—	—	—	—

PARTS FOR DELCO STARTERS

PARTS FOR DELCO STARTERS

NOTE: Additional starter parts appear on facing page.

Starter Number	C.E. Plate	D.E. Housing	Brush Holder Insulated	Brush Holder Ground	Brush Holder Kit	Fibre Washer	Oil Wick	Pipe Plug	Pin Brush Holder	Screw Pole Shoe
1108661.....	—	—	—	—	—	—	—	—	—	—
1108662.....	—	—	—	—	—	SC177	—	—	—	—
1108665.....	—	—	—	—	—	SC177	SC607	SC606	—	—
1108666.....	—	—	—	—	—	SC177	SC607	SC606	—	—
1108667.....	—	—	—	—	—	SC177	—	—	—	—
1108668.....	—	—	—	—	—	—	—	—	—	—
1108669.....	—	—	—	—	—	—	SC607	SC606	—	—
1108670.....	—	—	—	—	—	SC177	SC607	SC606	—	—
1108672.....	—	—	—	—	—	SC177	SC607	SC606	—	—
1108675.....	—	—	—	—	—	SC177	SC607	SC606	—	—
1108688.....	SC158	—	—	—	—	SC177	SC607	SC606	—	SC181
1108691.....	SC158	—	—	—	—	SC177	SC607	SC606	—	SC181
1108692.....	SC158	—	—	—	—	SC177	SC607	SC606	—	SC181
1108693.....	SC158	—	—	—	—	SC177	—	SC606	—	SC181
1108694.....	SC158	—	—	—	—	SC177	—	SC606	—	SC181
1108696.....	SC158	—	—	—	—	SC177	—	SC606	—	SC181
1108697.....	SC158	—	—	—	—	SC177	SC607	SC606	—	SC181
1108698.....	SC158	—	—	—	—	SC177	SC607	SC606	—	SC181
1108700.....	SC158	—	—	—	—	SC177	SC607	SC606	—	—
1108704.....	—	—	—	—	—	—	SC607	SC606	—	—
1108745.....	SC158	—	—	—	—	—	—	—	—	SC181
1108746.....	—	—	—	—	—	—	—	—	—	SC181
1108747.....	—	—	—	—	—	—	—	—	—	SC181
1108748.....	—	—	—	—	—	—	—	—	—	SC181
1108752.....	—	—	—	—	—	—	—	—	—	SC181
1108753.....	—	—	—	—	—	—	—	—	—	SC181
1108754.....	—	—	—	—	—	—	—	—	—	SC181
1108755.....	SC158	—	—	—	—	SC177	—	—	—	SC181
1108758.....	SC158	—	—	—	—	—	—	—	—	SC181
1108759.....	SC158	—	—	—	—	—	—	—	—	SC181
1108760.....	SC158	—	—	—	—	—	—	—	—	SC181
1108761.....	SC158	—	—	—	—	—	—	—	—	SC181
1108762.....	SC158	—	—	—	—	—	—	—	—	SC181
1108763.....	SC158	—	—	—	—	—	—	—	—	SC181
1108765.....	SC158	—	—	—	—	—	—	—	—	SC181
1108766.....	SC158	—	—	—	—	—	—	—	—	SC181
1108767.....	SC158	—	—	—	—	—	—	—	—	SC181
1108768.....	SC158	—	—	—	—	—	—	—	—	SC181
1108769.....	—	—	—	—	—	—	—	—	—	SC181
1108770.....	SC158	—	—	—	—	—	—	—	—	SC181
1108771.....	SC158	—	—	—	—	—	—	—	—	—
1108772.....	—	—	—	—	—	SC177	—	—	—	—
1108773.....	—	—	—	—	—	SC177	—	—	—	—
1108774.....	SC158	—	—	—	—	SC177	—	—	—	—
1108775.....	SC158	—	—	—	—	SC177	—	—	—	SC181
1108776.....	SC158	—	—	—	—	SC177	—	—	—	SC181
1108778.....	SC158	—	—	—	—	SC177	—	—	—	—
1108779.....	SC158	—	—	—	—	SC177	—	—	—	—
1108780.....	SC158	—	—	—	—	SC177	—	—	—	—
1108781.....	—	—	—	—	—	SC177	—	—	—	SC181
1108782.....	SC158	—	—	—	—	SC177	—	—	—	SC181
1108783.....	—	—	—	—	—	SC177	—	—	—	—
1108784.....	—	—	—	—	—	SC177	—	—	—	—
1108785.....	—	—	—	—	—	SC177	—	—	—	—
1108787.....	—	—	—	—	—	SC177	—	—	—	—
1108788.....	SC158	—	—	—	—	SC177	—	—	—	SC181
1108789.....	SC158	—	—	—	—	SC177	—	—	—	SC181
1108790.....	SC158	—	—	—	—	SC177	—	—	—	—
1108792.....	—	—	—	—	—	SC177	—	—	—	—
1108793.....	SC158	—	—	—	—	SC177	—	—	—	—
1108794.....	SC158	—	—	—	—	SC177	—	—	—	SC181
1108795.....	SC158	—	—	—	—	SC177	—	—	—	SC181
1108797.....	SC158	—	—	—	—	SC177	—	—	—	—
1108798.....	SC158	—	—	—	—	SC177	—	—	—	—
1108799.....	SC158	—	—	—	—	SC177	—	—	—	—
1108801.....	—	—	—	—	—	—	SC607	SC606	—	—

PARTS FOR DELCO STARTERS — Cont'd

Starter Number	Collar Stop	Lead Ground	Retainer Ring	Brake Washer	Bushing Lever Housing	Insulator Washer	Grommet	Bushing Bronze Lever Housing	Bushing Prefit Lever Housing	Brush Holder Plate Assy.
1108661.....	SC173	—	SC174	—	—	—	—	—	—	—
1108662.....	SC173	—	SC174	—	—	—	—	—	—	—
1108665.....	SC173	—	SC174	—	—	—	—	—	—	—
1108666.....	SC173	—	SC174	—	—	—	—	—	—	—
1108667.....	SC173	—	SC174	—	—	—	—	—	—	—
1108668.....	SC173	—	SC174	—	—	—	—	—	—	—
1108669.....	—	—	—	—	—	—	—	—	—	—
1108670.....	SC173	—	SC174	—	—	—	—	—	—	—
1108672.....	SC173	—	SC174	—	—	—	—	—	—	—
1108675.....	SC173	—	SC174	—	—	—	—	—	—	—
1108688.....	SC173	—	SC174	—	—	—	—	—	—	—
1108691.....	SC173	—	SC174	—	—	—	—	—	—	—
1108692.....	SC173	—	SC174	—	—	—	—	—	—	—
1108693.....	SC173	—	SC174	—	—	—	—	—	—	—
1108694.....	SC173	—	SC174	—	—	—	—	—	—	—
1108696.....	SC173	—	SC174	—	—	—	—	—	—	—
1108697.....	SC173	—	SC174	—	—	—	—	—	—	—
1108698.....	SC173	—	SC174	—	—	—	—	—	—	—
1108700.....	SC173	—	SC174	—	—	—	—	—	—	—
1108704.....	—	—	—	—	—	—	—	—	—	—
1108745.....	—	—	—	—	—	—	—	—	—	—
1108746.....	—	—	—	—	—	—	—	—	—	—
1108747.....	—	—	—	—	—	—	—	—	—	—
1108748.....	—	—	—	—	—	—	—	—	—	—
1108752.....	—	—	—	—	—	—	—	—	—	—
1108753.....	—	—	—	—	—	—	—	—	—	—
1108754.....	—	—	—	—	—	—	—	—	—	—
1108755.....	—	—	—	—	—	—	—	—	—	—
1108758.....	—	—	—	—	—	—	—	—	—	—
1108759.....	—	—	—	—	—	—	—	—	—	—
1108760.....	—	—	—	—	—	—	—	—	—	—
1108761.....	—	—	—	—	—	—	—	—	—	—
1108762.....	—	—	—	—	—	—	—	—	—	—
1108763.....	—	—	—	—	—	—	—	—	—	—
1108765.....	—	—	—	—	—	—	—	—	—	—
1108766.....	—	—	—	—	—	—	—	—	—	—
1108767.....	—	—	—	—	—	—	—	—	—	—
1108768.....	—	—	—	—	—	—	—	—	—	—
1108769.....	SC173	—	—	—	—	—	—	—	—	—
1108770.....	—	—	—	—	—	—	—	—	—	—
1108771.....	—	—	—	—	—	—	—	—	—	—
1108772.....	—	—	—	—	—	—	—	—	—	—
1108773.....	—	—	—	—	—	—	—	—	—	—
1108774.....	—	—	—	—	—	—	—	—	—	—
1108775.....	—	—	—	—	—	—	—	—	—	—
1108776.....	—	—	—	—	—	—	—	—	—	—
1108778.....	—	—	—	—	—	—	—	—	—	—
1108779.....	—	—	—	—	—	—	—	—	—	—
1108780.....	—	—	—	—	—	—	—	—	—	—
1108781.....	—	—	—	—	—	—	—	—	—	—
1108782.....	—	—	—	—	—	—	—	—	—	—
1108783.....	—	—	—	—	—	—	—	—	—	—
1108784.....	—	—	—	—	—	—	—	—	—	—
1108785.....	—	—	—	—	—	—	—	—	—	—
1108787.....	—	—	—	—	—	—	—	—	—	—
1108788.....	—	—	—	—	—	—	—	—	—	—
1108789.....	—	—	—	—	—	—	—	—	—	—
1108790.....	—	—	—	—	—	—	—	—	—	—
1108792.....	—	—	—	—	—	—	—	—	—	—
1108793.....	—	—	—	—	—	—	—	—	—	—
1108794.....	—	—	—	—	—	—	—	—	—	—
1108795.....	—	—	—	—	—	—	—	—	—	—
1108797.....	—	—	—	—	—	—	—	—	—	—
1108798.....	—	—	—	—	—	—	—	—	—	—
1108799.....	—	—	—	—	—	—	—	—	—	—
1108801.....	—	—	—	—	—	—	—	—	—	—

PARTS FOR DELCO STARTERS

PARTS FOR DELCO STARTERS

NOTE: Additional starter parts appear on facing page.

Starter Number	C.E. Plate	D.E. Housing	Brush Holder Insulated	Brush Holder Ground	Brush Holder Kit	Fibre Washer	Oil Wick	Pipe Plug	Pin Brush Holder	Screw Pole Shoe
1108802.....	—	—	—	—	—	—	SC607	SC606	—	—
1108803.....	—	—	—	—	—	—	SC607	SC606	—	—
1108804.....	—	—	—	—	—	—	SC607	SC606	—	—
1108805.....	—	—	—	—	—	—	SC607	SC606	—	—
1108806.....	—	—	—	—	—	—	SC607	SC606	—	—
1108809.....	—	—	—	—	—	—	SC607	SC606	—	—
1108810.....	—	—	—	—	—	—	SC607	SC606	—	—
1108811.....	—	—	—	—	—	—	SC607	SC606	—	—
1108812.....	—	—	—	—	—	—	SC607	SC606	—	—
1108814.....	—	—	—	—	—	—	SC607	SC606	—	—
1108826.....	—	—	—	—	—	—	SC607	SC606	—	—
1108836.....	—	—	—	—	—	—	SC607	SC606	—	—
1108840.....	—	—	—	—	—	—	SC607	SC606	—	—
1108851.....	—	—	—	—	—	—	SC607	SC606	—	—
1108852.....	—	—	—	—	—	—	SC607	SC606	—	—
1108853.....	—	—	—	—	—	—	SC607	SC606	—	—
1108854.....	—	—	—	—	—	—	SC607	SC606	—	—
1108855.....	—	—	—	—	—	—	SC607	SC606	—	—
1108856.....	—	—	—	—	—	—	SC607	SC606	—	—
1108857.....	—	—	—	—	—	—	SC607	SC606	—	—
1108858.....	—	—	—	—	—	—	SC607	SC606	—	—
1108859.....	—	—	—	—	—	—	SC607	SC606	—	—
1108860.....	—	—	—	—	—	—	SC607	SC606	—	—
1108861.....	—	—	—	—	—	—	SC607	SC606	—	—
1108862.....	—	—	—	—	—	—	SC607	SC606	—	—
1108863.....	—	—	—	—	—	—	SC607	SC606	—	—
1108867.....	—	—	—	—	—	—	SC607	SC606	—	—
1108868.....	—	—	—	—	—	—	SC607	SC606	—	—
1108869.....	—	—	—	—	—	—	SC607	SC606	—	—
1108871.....	—	—	—	—	—	—	SC607	SC606	—	—
1108872.....	—	—	—	—	—	—	SC607	SC606	—	—
1108873.....	—	—	—	—	—	—	SC607	SC606	—	—
1108877.....	—	—	—	—	—	—	SC607	SC606	—	—
1108880.....	—	—	—	—	—	—	SC607	SC606	—	—
1108881.....	—	—	—	—	—	—	SC607	SC606	—	—
1108882.....	—	—	—	—	—	—	SC607	SC606	—	—
1108894.....	—	—	—	—	—	—	SC607	SC606	—	—
1108904.....	—	—	—	—	—	—	—	—	—	SC181
1108913.....	—	—	—	—	—	—	—	—	—	SC181
1108914.....	—	—	—	—	—	SC177	—	—	—	SC181
1108919.....	—	—	—	—	—	SC177	—	—	—	SC181
1108920.....	—	—	—	—	—	—	—	—	—	SC181
1108921.....	—	—	—	—	—	—	—	—	—	SC181
1108925.....	—	—	—	—	—	—	—	—	—	SC181
1108933.....	—	—	—	—	—	—	—	—	—	SC181
1108936.....	—	—	—	—	—	—	—	—	—	SC181
1108937.....	—	—	—	—	—	—	—	—	—	SC181
1108938.....	—	—	—	—	—	—	—	—	—	SC181
1108940.....	—	—	—	—	—	—	—	—	—	SC181
1108943.....	—	—	—	—	—	—	—	—	—	SC181
1108944.....	—	—	—	—	—	—	—	—	—	SC181
1108950.....	—	—	—	—	—	SC177	—	—	—	SC181
1108951.....	—	—	—	—	—	—	—	—	—	SC181
1108952.....	—	—	—	—	—	—	—	—	—	SC181
1108953.....	—	—	—	—	—	—	—	—	—	SC181
1108954.....	—	—	—	—	—	—	—	—	—	SC181
1108956.....	—	—	—	—	—	—	—	—	—	SC181
1108957.....	—	—	—	—	—	—	—	—	—	SC181
1108958.....	—	—	—	—	—	SC177	—	—	—	SC181
1108959.....	—	—	—	—	—	—	—	—	—	SC181
1108961.....	—	—	—	—	—	—	—	—	—	SC181
1108969.....	—	—	—	—	—	—	—	—	—	SC181
1108977.....	—	—	—	—	—	—	—	—	—	SC181
1108981.....	—	—	—	—	—	SC177	—	—	—	SC181
1108982.....	—	—	—	—	—	SC177	—	—	—	SC181
1108983.....	—	—	—	—	—	SC177	—	—	—	SC181

PARTS FOR DELCO STARTERS

PARTS FOR DELCO STARTERS

NOTE: Additional starter parts appear on facing page.

Starter Number	C.E. Plate	D.E. Housing	Brush Holder Insulated	Brush Holder Ground	Brush Holder Kit	Fibre Washer	Oil Wick	Pipe Plug	Pin Brush Holder	Screw Pole Shoe
1108989.....	—	—	—	—	—	—	—	—	—	SC181
1108990.....	—	—	—	—	—	SC177	—	—	—	SC181
1108996.....	—	—	—	—	—	SC177	—	—	—	SC181
1108998.....	—	—	—	—	—	—	SC607	SC606	—	SC181
1108999.....	—	—	—	—	—	—	SC607	SC606	—	SC181
1109022.....	SC158	—	—	—	—	—	—	—	—	SC181
1109023.....	SC158	—	—	—	—	—	—	—	—	SC181
1109024.....	SC158	—	—	—	—	—	—	—	—	SC181
1109025.....	SC158	—	—	—	—	—	—	—	—	SC181
1109026.....	SC158	—	—	—	—	—	—	—	—	SC181
1109027.....	SC158	—	—	—	—	—	—	—	—	SC181
1109029.....	SC158	—	—	—	—	—	—	—	—	SC181
1109030.....	SC158	—	—	—	—	—	—	—	—	SC181
1109032.....	SC158	—	—	—	—	—	—	—	—	SC181
1109033.....	SC158	—	—	—	—	—	—	—	—	SC181
1109034.....	SC158	—	—	—	—	—	—	—	—	SC181
1109035.....	SC158	—	—	—	—	—	—	—	—	SC181
1109036.....	SC158	—	—	—	—	—	—	—	—	SC181
1109038.....	SC158	—	—	—	—	—	—	—	—	SC181
1109039.....	SC158	—	—	—	—	—	—	—	—	SC181
1109041.....	SC158	—	—	—	—	—	—	—	—	SC181
1109042.....	SC158	—	—	—	—	—	—	—	—	SC181
1109045.....	—	—	—	—	—	—	—	SC606	—	SC181
1109046.....	—	—	—	—	—	—	—	SC606	—	SC181
1109052.....	SC158	—	—	—	—	—	—	—	—	SC181
1109053.....	SC158	—	—	—	—	—	—	—	—	SC181
1109054.....	SC158	—	—	—	—	—	—	—	—	SC181
1109055.....	SC158	—	—	—	—	SC177	—	—	—	SC181
1109056.....	SC158	—	—	—	—	—	—	—	—	SC181
1109057.....	SC158	—	—	—	—	—	—	—	—	SC181
1109058.....	SC158	—	—	—	—	—	—	—	—	SC181
1109059.....	SC158	—	—	—	—	—	—	—	—	SC181
1109060.....	SC158	—	—	—	—	—	—	—	—	SC181
1109061.....	SC158	—	—	—	—	—	—	—	—	SC181
1109062.....	SC158	—	—	—	—	—	—	—	—	SC181
1109063.....	SC158	—	—	—	—	—	—	—	—	SC181
1109064.....	SC158	—	—	—	—	—	—	—	—	SC181
1109065.....	SC158	—	—	—	—	—	—	—	—	SC181
1109066.....	SC158	—	—	—	—	—	—	—	—	SC181
1109067.....	SC158	—	—	—	—	—	—	—	—	SC181
1109068.....	SC158	—	—	—	—	—	—	—	—	SC181
1109069.....	SC158	—	—	—	—	—	—	—	—	SC181
1109070.....	SC158	—	—	—	—	—	—	—	—	SC181
1109072.....	SC158	—	—	—	—	—	—	—	—	SC181
1109074.....	SC158	—	—	—	—	—	—	—	—	SC181
1109075.....	SC158	—	—	—	—	—	—	—	—	SC181
1109076.....	SC158	—	—	—	—	—	—	—	—	SC181
1109077.....	SC158	—	—	—	—	—	—	—	—	SC181
1109078.....	SC158	—	—	—	—	—	—	—	—	SC181
1109079.....	SC158	—	—	—	—	—	—	—	—	SC181
1109080.....	SC158	—	—	—	—	—	—	—	—	SC181
1109081.....	SC158	—	—	—	—	—	—	—	—	SC181
1109083.....	SC158	—	—	—	—	—	—	—	—	SC181
1109084.....	SC158	—	—	—	—	—	—	—	—	SC181
1109085.....	SC158	—	—	—	—	SC177	—	—	—	SC181
1109086.....	SC158	—	—	—	—	—	—	—	—	SC181
1109087.....	—	—	—	—	—	SC177	—	—	—	SC181
1109088.....	—	—	—	—	—	—	—	—	—	SC181
1109091.....	—	—	—	—	—	—	—	—	—	SC181
1109093.....	—	—	—	—	—	SC177	—	—	—	SC181
1109095.....	—	—	—	—	—	SC177	—	—	—	SC181
1109096.....	—	—	—	—	—	SC177	—	—	—	SC181
1109097.....	—	—	—	—	—	SC177	—	—	—	SC181
1109098.....	—	—	—	—	—	SC177	—	—	—	SC181
1109099.....	—	—	—	—	—	SC177	—	—	—	SC181
1109142.....	SC158	—	—	—	—	SC177	SC607	SC606	—	—

PARTS FOR DELCO STARTERS — Cont'd

Starter Number	Collar Stop	Lead Ground	Retainer Ring	Brake Washer	Bushing Lever Housing	Insulator Washer	Grommet	Bushing Bronze Lever Housing	Bushing Prefit Lever Housing	Brush Holder Plate Assy.
1108989.....	—	—	—	—	—	—	—	—	—	—
1108990.....	—	—	—	—	—	—	—	—	—	—
1108996.....	—	—	—	—	—	—	—	—	—	—
1108998.....	SC173	—	SC174	—	—	—	—	—	—	—
1108999.....	—	—	—	—	—	—	—	—	—	—
1109022.....	—	—	—	—	—	—	—	—	—	—
1109023.....	—	—	—	—	—	—	—	—	—	—
1109024.....	—	—	—	—	—	—	—	—	—	—
1109025.....	—	—	—	—	—	—	—	—	—	—
1109026.....	—	—	—	—	—	—	—	—	—	—
1109027.....	—	—	—	—	—	—	—	—	—	—
1109029.....	—	—	—	—	—	—	—	—	—	—
1109030.....	—	—	—	—	—	—	—	—	—	—
1109032.....	—	—	—	—	—	—	—	—	—	—
1109033.....	—	—	—	—	—	—	—	—	—	—
1109034.....	—	—	—	—	—	—	—	—	—	—
1109035.....	—	—	—	—	—	—	—	—	—	—
1109036.....	—	—	—	—	—	—	—	—	—	—
1109038.....	—	—	—	—	—	—	—	—	—	—
1109039.....	—	—	—	—	—	—	—	—	—	—
1109041.....	—	—	—	—	—	—	—	—	—	—
1109042.....	—	—	—	—	—	—	—	—	—	—
1109045.....	—	—	—	—	—	SC180	—	—	—	—
1109046.....	—	—	—	—	—	SC180	—	—	—	—
1109052.....	—	—	—	—	—	—	—	—	—	—
1109053.....	SC173	—	SC174	—	—	—	—	—	—	—
1109054.....	—	—	—	—	—	—	—	—	—	—
1109055.....	—	—	—	—	—	—	—	—	—	—
1109056.....	—	—	—	—	—	—	—	—	—	—
1109057.....	—	—	—	—	—	—	—	—	—	—
1109058.....	—	—	—	—	—	—	—	—	—	—
1109059.....	—	—	—	—	—	—	—	—	—	—
1109060.....	—	—	—	—	—	—	—	—	—	—
1109061.....	—	—	—	—	—	—	—	—	—	—
1109062.....	—	—	—	—	—	—	—	—	—	—
1109063.....	—	—	—	—	—	—	—	—	—	—
1109064.....	—	—	—	—	—	—	—	—	—	—
1109065.....	—	—	—	—	—	—	—	—	—	—
1109066.....	—	—	—	—	—	—	—	—	—	—
1109067.....	—	—	—	—	—	—	—	—	—	—
1109068.....	—	—	—	—	—	—	—	—	—	—
1109069.....	—	—	—	—	—	—	—	—	—	—
1109070.....	—	—	—	—	—	—	—	—	—	—
1109072.....	—	—	—	—	—	—	—	—	—	—
1109074.....	—	—	—	—	—	—	—	—	—	—
1109075.....	—	—	—	—	—	—	—	—	—	—
1109076.....	—	—	—	—	—	—	—	—	—	—
1109077.....	—	—	—	—	—	—	—	—	—	—
1109078.....	—	—	—	—	—	—	—	—	—	—
1109079.....	—	—	—	—	—	—	—	—	—	—
1109080.....	—	—	—	—	—	—	—	—	—	—
1109081.....	SC173	—	SC174	—	—	—	—	—	—	—
1109083.....	—	—	—	—	—	—	—	—	—	—
1109084.....	—	—	—	—	—	—	—	—	—	—
1109085.....	—	—	—	—	—	—	—	—	—	—
1109086.....	SC173	—	SC174	—	—	—	—	—	—	—
1109087.....	SC173	—	SC174	—	—	—	—	—	—	—
1109088.....	SC173	—	SC174	—	—	—	—	—	—	—
1109091.....	SC173	—	SC174	—	—	—	—	—	—	—
1109093.....	SC173	—	SC174	—	—	—	—	—	—	—
1109095.....	SC173	—	SC174	—	—	—	—	—	—	—
1109096.....	—	—	—	—	—	—	—	—	—	—
1109097.....	SC173	—	SC174	—	—	—	—	—	—	—
1109098.....	SC173	—	SC174	—	—	—	—	—	—	—
1109099.....	—	—	—	—	—	—	—	—	—	—
1109142.....	SC173	—	SC174	—	—	—	—	—	—	—

PARTS FOR DELCO STARTERS

PARTS FOR DELCO STARTERS

NOTE: Additional starter parts appear on facing page.

Starter Number	C.E. Plate	D.E. Housing	Brush Holder Insulated	Brush Holder Ground	Brush Holder Kit	Fibre Washer	Oil Wick	Pipe Plug	Pin Brush Holder	Screw Pole Shoe
1109143	—	—	—	—	—	SC177	—	—	—	—
1109144	SC158	—	—	—	—	SC177	SC607	SC606	—	—
1109145	SC158	—	—	—	—	SC177	SC607	SC606	—	—
1109146	SC158	—	—	—	—	SC177	SC607	SC606	—	SC181
1109149	SC158	—	—	—	—	SC177	SC607	SC606	—	—
1109150	—	—	—	—	—	—	—	SC606	—	—
1109153	—	—	—	—	—	—	—	SC606	—	—
1109155	—	—	—	—	—	—	—	SC606	—	—
1109156	—	—	—	—	—	—	—	SC606	—	—
1109158	—	—	—	—	—	—	—	SC606	—	—
1109169	—	—	—	—	—	—	—	SC606	—	—
1109170	—	—	—	—	—	—	—	SC606	—	—
1109178	—	—	—	—	—	—	—	SC606	—	—
1109179	—	—	—	—	—	—	—	SC606	—	—
1109182	—	—	—	—	—	—	—	SC606	—	—
1109186	SC158	—	—	—	—	SC177	SC607	SC606	—	—
1109187	SC158	—	—	—	—	SC177	SC607	SC606	—	—
1109188	SC158	—	—	—	—	SC177	SC607	SC606	—	—
1109190	SC158	—	—	—	—	SC177	SC607	SC606	—	—
1109194	SC158	—	—	—	—	SC177	—	—	—	—
1109199	SC158	—	—	—	—	SC177	SC607	SC606	—	—
1109205	—	—	—	—	—	—	—	—	—	SC181
1109212	SC158	—	—	—	—	SC177	—	—	—	SC181
1109213	SC158	—	—	—	—	SC177	—	—	—	SC181
1109214	SC158	—	—	—	—	SC177	—	SC606	—	SC181
1109215	SC158	—	—	—	—	SC177	—	SC606	—	SC181
1109216	—	—	—	—	—	SC177	—	—	—	SC181
1109217	—	—	—	—	—	—	SC607	SC606	—	—
1109218	—	—	—	—	—	SC177	—	—	—	SC181
1109219	—	—	—	—	—	SC177	—	—	—	SC181
1109227	—	—	—	—	—	—	—	SC606	—	SC181
1109229	—	—	—	—	—	—	SC607	SC606	—	SC181
1109230	—	—	—	—	—	—	SC607	SC606	—	SC181
1109233	—	—	—	—	—	—	SC607	SC606	—	SC181
1109236	—	—	—	—	—	—	SC607	SC606	—	SC181
1109237	—	—	—	—	—	—	SC607	SC606	—	SC181
1109240	—	—	—	—	—	—	SC607	SC606	—	SC181
1109245	—	—	—	—	—	—	SC607	SC606	—	SC181
1109248	—	—	—	—	—	—	SC607	SC606	—	SC181
1109251	—	—	—	—	—	SC177	SC607	SC606	—	SC181
1109252	—	—	—	—	—	SC177	SC607	SC606	—	SC181
1109253	—	—	—	—	—	SC177	SC607	SC606	—	SC181
1109255	—	—	—	—	—	SC177	SC607	SC606	—	SC181
1109256	—	—	—	—	—	SC177	SC607	SC606	—	SC181
1109257	—	—	—	—	—	SC177	SC607	SC606	—	SC181
1109258	—	—	—	—	—	SC177	SC607	SC606	—	SC181
1109261	SC158	—	—	—	—	SC177	SC607	SC606	—	SC181
1109263	SC158	—	—	—	—	SC177	SC607	SC606	—	SC181
1109264	SC158	—	—	—	—	SC177	SC607	SC606	—	SC181
1109272	SC158	—	—	—	—	SC177	SC607	SC606	—	SC181
1109279	—	—	—	—	—	—	—	—	—	SC181
1109288	—	—	—	—	—	—	—	—	—	SC181
1109290	—	—	—	—	—	—	—	—	—	SC181
1109291	—	—	—	—	—	—	—	—	—	SC181
1109292	—	—	—	—	—	—	—	—	—	SC181
1109294	—	—	—	—	—	—	—	—	—	SC181
1109295	—	—	—	—	—	—	—	—	—	SC181
1109296	—	—	—	—	—	—	—	—	—	SC181
1109298	—	—	—	—	—	—	—	—	—	SC181
1109339	—	—	—	—	—	—	—	—	—	SC181
1109340	—	—	—	—	—	—	—	—	—	SC181
1109352	—	—	—	—	—	—	—	—	—	SC181
1109354	—	—	—	—	—	—	—	—	—	SC181
1109355	—	—	—	—	—	SC177	—	—	—	SC181
1109356	—	—	—	—	—	—	—	—	—	SC181
1109357	—	—	—	—	—	—	—	—	—	SC181

PARTS FOR DELCO STARTERS — Cont'd

Starter Number	Collar Stop	Lead Ground	Retainer Ring	Brake Washer	Bushing Lever Housing	Insulator Washer	Grommet	Bushing Bronze Lever Housing	Bushing Prefit Lever Housing	Brush Holder Plate Assy.
1109143.....	SC173	—	SC174	—	—	—	—	—	—	—
1109144.....	SC173	—	SC174	—	—	—	—	—	—	—
1109145.....	SC173	—	SC174	—	—	—	—	—	—	—
1109146.....	SC173	—	SC174	—	—	—	—	—	—	—
1109149.....	SC173	—	SC174	—	—	—	—	—	—	—
1109150.....	—	—	—	—	—	—	—	—	—	—
1109153.....	—	—	—	—	—	—	—	—	—	—
1109155.....	—	—	—	—	—	—	—	—	—	—
1109156.....	—	—	—	—	—	—	—	—	—	—
1109158.....	—	—	—	SC602	—	—	—	—	—	—
1109169.....	—	—	—	SC602	—	—	—	—	—	—
1109170.....	—	—	—	SC602	—	—	—	—	—	—
1109178.....	—	—	—	SC602	—	—	—	—	—	—
1109179.....	—	—	—	SC602	—	—	—	—	—	—
1109182.....	—	—	—	SC602	—	—	—	—	—	—
1109186.....	SC173	—	SC174	—	—	—	—	—	—	—
1109187.....	SC173	—	SC174	—	—	—	—	—	—	—
1109188.....	SC173	—	SC174	—	—	—	—	—	—	—
1109190.....	SC173	—	SC174	—	—	—	—	—	—	—
1109194.....	SC173	—	SC174	—	—	—	—	—	—	—
1109199.....	SC173	—	SC174	—	—	—	—	—	—	—
1109205.....	—	—	—	—	—	—	—	—	—	—
1109212.....	SC173	—	SC174	—	—	—	—	—	—	—
1109213.....	SC173	—	SC174	—	—	—	—	—	—	—
1109214.....	SC173	—	SC174	—	—	—	—	—	—	—
1109215.....	SC173	—	SC174	—	—	—	—	—	—	—
1109216.....	SC173	—	SC174	—	—	—	—	—	—	—
1109217.....	SC173	—	SC174	—	—	—	—	—	—	—
1109218.....	SC173	—	SC174	—	—	—	—	—	—	—
1109219.....	SC173	—	SC174	—	—	—	—	—	—	—
1109227.....	—	—	—	—	—	—	—	—	—	—
1109229.....	—	—	—	SC602	—	—	—	—	—	—
1109230.....	—	—	—	SC602	—	—	—	—	—	—
1109233.....	—	—	—	SC602	—	—	—	—	—	—
1109236.....	—	—	—	SC602	—	—	—	—	—	—
1109237.....	—	—	—	SC602	—	—	—	—	—	—
1109240.....	—	—	—	—	—	—	—	—	—	—
1109245.....	—	—	—	—	—	—	—	—	—	—
1109248.....	—	—	—	SC602	—	—	—	—	—	—
1109251.....	SC173	—	SC174	—	—	—	—	—	—	—
1109252.....	SC173	—	SC174	—	—	—	—	—	—	—
1109253.....	SC173	—	SC174	—	—	—	—	—	—	—
1109255.....	SC173	—	SC174	—	—	—	—	—	—	—
1109256.....	SC173	—	SC174	—	—	—	—	—	—	—
1109257.....	SC173	—	SC174	—	—	—	—	—	—	—
1109258.....	SC173	—	SC174	—	—	—	—	—	—	—
1109261.....	SC173	—	SC174	—	—	—	—	—	—	—
1109263.....	SC173	—	SC174	—	—	—	—	—	—	—
1109264.....	SC173	—	SC174	—	—	—	—	—	—	—
1109272.....	SC173	—	SC174	—	—	—	—	—	—	—
1109279.....	—	—	—	SC602	—	—	—	—	—	—
1109288.....	—	—	—	—	—	—	—	—	—	—
1109290.....	—	—	—	SC602	—	—	—	—	—	—
1109291.....	—	—	—	—	—	—	—	—	—	—
1109292.....	—	—	—	SC602	—	—	—	—	—	—
1109294.....	—	—	—	SC602	—	—	—	—	—	—
1109295.....	—	—	—	—	—	—	—	—	—	—
1109296.....	—	—	—	SC602	—	—	—	—	—	—
1109298.....	—	—	—	SC602	—	—	—	—	—	—
1109339.....	—	—	—	—	—	—	—	—	—	—
1109340.....	—	—	—	—	—	—	—	—	—	—
1109352.....	—	—	—	—	—	—	—	—	—	—
1109354.....	SC173	—	SC174	—	—	—	—	—	—	—
1109355.....	—	—	—	—	—	—	—	—	—	—
1109356.....	—	—	—	—	—	—	—	—	—	—
1109357.....	SC173	—	SC174	—	—	—	—	—	—	—

PARTS FOR DELCO STARTERS

PARTS FOR DELCO STARTERS

NOTE: Additional starter parts appear on facing page.

Starter Number	C.E. Plate	D.E. Housing	Brush Holder Insulated	Brush Holder Ground	Brush Holder Kit	Fibre Washer	Oil Wick	Pipe Plug	Pin Brush Holder	Screw Pole Shoe
1109358.....	—	—	—	—	—	—	—	—	—	SC181
1109360.....	—	—	—	—	—	SC177	—	—	—	SC181
1109367.....	—	—	—	—	—	—	—	—	—	SC181
1109368.....	—	—	—	—	—	—	—	—	—	SC181
1109373.....	—	—	—	—	—	—	—	—	—	SC181
1109380.....	—	—	—	—	—	—	—	—	—	SC181
1109384.....	—	—	—	—	—	—	—	—	—	SC181
1109386.....	—	—	—	—	—	—	—	—	—	SC181
1109388.....	—	—	—	—	—	—	—	—	—	SC181
1109390.....	—	—	—	—	—	—	—	—	—	SC181
1109391.....	—	—	—	—	—	—	SC607	SC606	—	SC181
1109397.....	—	—	—	—	—	—	—	—	—	SC181
1109412.....	—	—	—	—	—	SC177	—	—	—	—
1109414.....	—	—	—	—	—	SC177	—	—	—	—
1109415.....	—	—	—	—	—	SC177	—	—	—	SC181
1109419.....	—	—	—	—	—	SC177	—	—	—	SC181
1109420.....	SC158	—	—	—	—	—	—	—	—	SC181
1109421.....	—	—	—	—	—	—	—	—	—	SC181
1109422.....	SC158	—	—	—	—	SC177	—	—	—	SC181
1109424.....	—	—	—	—	—	SC177	SC607	SC606	—	SC181
1109425.....	—	—	—	—	—	SC177	SC607	SC606	—	SC181
1109426.....	—	—	—	—	—	SC177	—	—	—	—
1109427.....	—	—	—	—	—	SC177	—	—	—	SC181
1109428.....	—	—	—	—	—	SC177	SC607	SC606	—	SC181
1109429.....	SC158	—	—	—	—	SC177	—	—	—	SC181
1109431.....	—	—	—	—	—	SC177	—	—	—	SC181
1109432.....	—	—	—	—	—	SC177	SC607	SC606	—	SC181
1109434.....	—	—	—	—	—	SC177	SC607	SC606	—	SC181
1109435.....	—	—	—	—	—	SC177	SC607	SC606	—	SC181
1109437.....	—	—	—	—	—	—	—	—	—	SC181
1109447.....	SC158	—	—	—	—	SC177	—	—	—	SC181
1109453.....	—	—	—	—	—	—	—	—	—	—
1109454.....	—	—	—	—	—	—	—	—	—	—
1109456.....	—	—	—	—	—	—	—	—	—	—
1109457.....	—	—	—	—	—	—	—	—	—	—
1109460.....	—	—	—	—	—	—	—	—	—	—
1109462.....	—	—	—	—	—	—	—	—	—	—
1109472.....	—	—	—	—	—	—	—	—	—	—
1109473.....	—	—	—	—	—	—	—	—	—	—
1109474.....	—	—	—	—	—	—	—	—	—	—
1109475.....	—	—	—	—	—	—	—	—	—	—
1109478.....	—	—	—	—	—	—	—	—	—	—
1109479.....	—	—	—	—	—	—	—	—	—	—
1109484.....	SC158	—	—	—	—	SC177	—	—	—	SC181
1109487.....	SC158	—	—	—	—	SC177	—	—	—	SC181
1109488.....	—	—	—	—	—	SC177	—	—	—	SC181
1109495.....	—	—	—	—	—	—	—	—	—	—
1109497.....	—	—	—	—	—	—	—	—	—	—
1109507.....	—	—	—	—	—	—	—	—	—	—
1109508.....	—	—	—	—	—	—	—	—	—	—
1109539.....	—	—	—	—	—	SC177	SC607	SC606	—	SC181
1109540.....	SC158	—	—	—	—	SC177	—	—	—	SC181
1109553.....	—	—	—	—	—	—	—	—	—	—
1109563.....	—	—	—	—	—	—	—	—	—	SC181
1109565.....	—	—	—	—	—	—	—	—	—	SC181
1109566.....	—	—	—	—	—	SC177	—	—	—	SC181
1109569.....	—	—	—	—	—	SC177	SC607	SC606	—	SC181
1109572.....	—	—	—	—	—	—	SC607	SC606	—	SC181
1109574.....	—	—	—	—	—	SC177	—	—	—	SC181
1109575.....	—	—	—	—	—	SC177	SC607	SC606	—	SC181
1109576.....	—	—	—	—	—	SC177	—	—	—	SC181
1109592.....	—	—	—	—	—	—	—	—	—	SC181
1109594.....	—	—	—	—	—	SC177	SC607	SC606	—	SC181
1109596.....	—	—	—	—	—	SC177	SC607	SC606	—	SC181
1109597.....	—	—	—	—	—	—	—	—	—	SC181
1109599.....	—	—	—	—	—	—	—	SC606	—	SC181

PARTS FOR DELCO STARTERS — Cont'd

Starter Number	Collar Stop	Lead Ground	Retainer Ring	Brake Washer	Bushing Lever Housing	Insulator Washer	Grommet	Bushing Bronze Lever Housing	Bushing Prefit Lever Housing	Brush Holder Plate Assy.
1109358	—	—	—	—	—	—	—	—	—	—
1109360	SC173	—	SC174	—	—	—	—	—	—	—
1109367	—	—	—	—	—	—	—	—	—	—
1109368	—	—	—	—	—	—	—	—	—	—
1109373	—	—	—	—	—	—	—	—	—	—
1109380	—	—	—	—	—	—	—	—	—	—
1109384	—	—	—	—	—	—	—	—	—	—
1109386	—	—	—	—	—	—	—	—	—	—
1109388	—	—	—	—	—	—	—	—	—	—
1109390	—	—	—	—	—	—	—	—	—	—
1109391	—	—	—	—	—	—	—	—	—	—
1109397	—	—	—	—	—	—	—	—	—	—
1109412	—	—	—	—	—	—	—	—	—	—
1109414	—	—	—	—	—	—	—	—	—	—
1109415	—	—	—	—	—	—	—	—	—	—
1109419	SC173	—	SC174	—	—	—	—	—	—	—
1109420	SC173	—	SC174	—	—	—	—	—	—	—
1109421	SC173	—	SC174	—	—	—	—	—	—	—
1109422	SC173	—	SC174	—	—	—	—	—	—	—
1109424	SC173	—	SC174	—	—	—	—	—	—	—
1109425	SC173	—	SC174	—	—	—	—	—	—	—
1109426	SC173	—	SC174	—	—	—	—	—	—	—
1109427	SC173	—	SC174	—	—	—	—	—	—	—
1109428	SC173	—	SC174	—	—	—	—	—	—	—
1109429	SC173	—	SC174	—	—	—	—	—	—	—
1109431	SC173	—	SC174	—	—	—	—	—	—	—
1109432	SC173	—	SC174	—	—	—	—	—	—	—
1109434	SC173	—	SC174	—	—	—	—	—	—	—
1109435	SC173	—	SC174	—	—	—	—	—	—	—
1109437	—	—	—	—	—	—	—	—	—	—
1109447	—	—	—	—	—	—	—	—	—	—
1109453	—	SC179	—	—	—	—	—	—	—	—
1109454	—	SC179	—	—	—	—	—	—	—	—
1109456	—	SC179	—	—	—	—	—	—	—	—
1109457	—	SC179	—	—	—	—	—	—	—	—
1109460	—	SC179	—	—	—	—	—	—	—	—
1109462	—	SC179	—	—	—	—	—	—	—	—
1109472	—	SC179	—	—	—	—	—	—	—	—
1109473	—	SC179	—	—	—	—	—	—	—	—
1109474	—	SC179	—	—	—	—	—	—	—	—
1109475	—	SC179	—	—	—	—	—	—	—	—
1109478	—	SC179	—	—	—	—	—	—	—	—
1109479	—	SC179	—	—	—	—	—	—	—	—
1109484	—	—	—	—	—	—	—	—	—	—
1109487	—	—	—	—	—	—	—	—	—	—
1109488	—	—	—	—	—	—	—	—	—	—
1109495	SC173	—	SC174	—	—	—	—	—	—	—
1109497	—	—	—	SC602	—	—	—	—	—	—
1109507	—	SC179	—	—	—	—	—	—	—	—
1109508	—	SC179	—	—	—	—	—	—	—	—
1109539	SC173	—	SC174	—	—	—	—	—	—	—
1109540	SC173	—	SC174	—	—	—	—	—	—	—
1109553	—	—	—	SC602	—	—	—	—	—	—
1109563	SC173	—	SC174	—	—	—	—	—	—	—
1109565	SC173	—	SC174	—	—	—	—	—	—	—
1109566	SC173	—	SC174	—	—	—	—	—	—	—
1109569	SC173	—	SC174	—	—	—	—	—	—	—
1109572	SC173	—	SC174	—	—	—	—	—	—	—
1109574	SC173	—	SC174	—	—	—	—	—	—	—
1109575	SC173	—	SC174	—	—	—	—	—	—	—
1109576	SC173	—	SC174	—	—	—	—	—	—	—
1109592	—	—	—	—	—	—	—	—	—	—
1109594	SC173	—	SC174	—	—	—	—	—	—	—
1109596	SC173	—	SC174	—	—	—	—	—	—	—
1109597	—	—	—	—	—	—	—	—	—	—
1109599	SC173	—	SC174	—	—	—	—	—	—	—

PARTS FOR DELCO STARTERS

PARTS FOR DELCO STARTERS

NOTE: Additional starter parts appear on facing page.

Starter Number	C.E. Plate	D.E. Housing	Brush Holder Insulated	Brush Holder Ground	Brush Holder Kit	Fibre Washer	Oil Wick	Pipe Plug	Pin Brush Holder	Screw Pole Shoe
1109602	—	—	—	—	—	—	—	—	—	—
1109603	—	—	—	—	—	—	—	—	—	—
1109604	—	—	—	—	—	—	—	—	—	—
1109605	—	—	—	—	—	—	—	—	—	—
1109608	—	—	—	—	—	—	—	—	—	—
1109609	—	—	—	—	—	—	—	—	—	—
1109610	—	—	—	—	—	—	—	—	—	—
1109611	—	—	—	—	—	—	—	—	—	—
1109613	—	—	—	—	—	—	—	—	—	—
1109614	—	—	—	—	—	—	—	—	—	—
1109616	—	—	—	—	—	—	—	—	—	—
1109617	—	—	—	—	—	—	—	—	—	—
1109618	—	—	—	—	—	—	—	—	—	—
1109622	—	—	—	—	—	—	—	—	—	—
1109623	—	—	—	—	—	—	—	—	—	—
1109625	—	—	—	—	—	—	—	—	—	SC181
1109626	—	—	—	—	—	—	—	—	—	SC181
1109627	—	—	—	—	—	—	—	—	—	SC181
1109628	—	—	—	—	—	—	—	—	—	SC181
1109630	—	—	—	—	—	—	SC607	SC606	—	SC181
1109631	—	—	—	—	—	—	SC607	SC606	—	SC181
1109632	—	—	—	—	—	—	—	—	—	SC181
1109635	—	—	—	—	—	—	SC607	SC606	—	SC181
1109637	—	—	—	—	—	—	—	—	—	SC181
1109640	—	—	—	—	—	—	—	—	—	SC181
1109644	—	—	—	—	—	—	—	—	—	SC181
1109647	—	—	—	—	—	—	SC607	SC606	—	SC181
1109649	—	—	—	—	—	—	SC607	SC606	—	SC181
1109662	—	—	—	—	—	—	—	—	—	—
1109676	—	—	—	—	—	—	—	—	—	—
1109681	—	—	—	—	—	—	—	—	—	—
1109682	—	—	—	—	—	—	—	—	—	—
1109685	—	—	—	—	—	—	—	—	—	—
1109694	—	—	—	—	—	—	—	—	—	—
1109703	—	—	—	—	—	—	SC607	SC606	—	—
1109706	—	—	—	—	—	—	SC607	SC606	—	—
1109717	—	—	—	—	—	—	SC607	SC606	—	—
1109733	—	—	—	—	—	—	SC607	SC606	—	—
1109734	—	—	—	—	—	—	SC607	SC606	—	—
1109753	—	—	—	—	—	—	SC607	—	—	—
1109755	—	—	—	—	—	—	SC607	SC606	—	SC181
1109759	—	—	—	—	—	—	—	—	—	SC181
1109769	—	—	—	—	—	—	—	—	—	SC181
1109772	—	—	—	—	—	—	SC607	SC606	—	SC181
1109773	—	—	—	—	—	—	SC607	SC606	—	SC181
1109775	—	—	—	—	—	—	—	—	—	SC181
1109776	—	—	—	—	—	—	SC607	SC606	—	SC181
1109779	—	—	—	—	—	—	SC607	SC606	—	SC181
1109781	—	—	—	—	—	—	—	—	—	SC181
1109788	—	—	—	—	—	—	—	—	—	SC181
1109790	—	—	—	—	—	—	SC607	SC606	—	SC181
1109801	—	—	—	—	—	—	SC607	SC606	—	—
1109807	—	—	—	—	—	—	SC607	SC606	—	—
1109808	—	—	—	—	—	—	SC607	SC606	—	—
1109809	—	—	—	—	—	—	SC607	SC606	—	—
1109812	—	—	—	—	—	—	SC607	SC606	—	—
1109816	—	—	—	—	—	—	SC607	SC606	—	—
1109830	—	—	—	—	—	—	—	—	—	SC181
1109831	—	—	—	—	—	—	—	—	—	SC181
1109833	—	—	—	—	—	—	—	—	—	SC181
1109836	—	—	—	—	—	—	—	—	—	SC181
1109840	—	—	—	—	—	—	—	—	—	SC181
1109841	—	—	—	—	—	—	—	—	—	SC181
1109844	—	—	—	—	—	—	—	—	—	SC181
1109845	—	—	—	—	—	—	—	—	—	SC181
1109846	—	—	—	—	—	—	—	—	—	SC181

PARTS FOR DELCO STARTERS — Cont'd

Starter Number	Collar Stop	Lead Ground	Retainer Ring	Brake Washer	Bushing Lever Housing	Insulator Washer	Grommet	Bushing Bronze Lever Housing	Bushing Prefit Lever Housing	Brush Holder Plate Assy.
1109602.....	—	SC179	—	—	—	—	—	—	—	—
1109603.....	—	SC179	—	—	—	—	—	—	—	—
1109604.....	—	SC179	—	—	—	—	—	—	—	—
1109605.....	—	SC179	—	—	—	—	—	—	—	—
1109608.....	—	SC179	—	—	—	—	—	—	—	—
1109609.....	—	SC179	—	—	—	—	—	—	—	—
1109610.....	—	SC179	—	—	—	—	—	—	—	—
1109611.....	—	SC179	—	—	—	—	—	—	—	—
1109613.....	—	SC179	—	—	—	—	—	—	—	—
1109614.....	—	SC179	—	—	—	—	—	—	—	—
1109616.....	—	SC179	—	—	—	—	—	—	—	—
1109617.....	—	SC179	—	—	—	—	—	—	—	—
1109618.....	—	SC179	—	—	—	—	—	—	—	—
1109622.....	—	SC179	—	—	—	—	—	—	—	—
1109623.....	—	SC179	—	—	—	—	—	—	—	—
1109625.....	—	—	—	SC602	—	—	—	—	—	—
1109626.....	—	—	—	SC602	—	—	—	—	—	—
1109627.....	—	—	—	SC602	—	—	—	—	—	—
1109628.....	—	—	—	SC602	—	—	—	—	—	—
1109630.....	—	—	—	—	—	—	—	—	—	—
1109631.....	—	—	—	SC602	—	—	—	—	—	—
1109632.....	—	—	—	SC602	—	—	—	—	—	—
1109635.....	—	—	—	SC602	—	—	—	—	—	—
1109637.....	—	—	—	SC602	—	—	—	—	—	—
1109640.....	—	—	—	SC602	—	—	—	—	—	—
1109644.....	—	—	—	SC602	—	—	—	—	—	—
1109647.....	—	—	—	SC602	—	—	—	—	—	—
1109649.....	—	—	—	SC602	—	—	—	—	—	—
1109662.....	—	SC179	—	—	—	—	—	—	—	—
1109676.....	—	SC179	—	—	—	—	—	—	—	—
1109681.....	—	SC179	—	—	—	—	—	—	—	—
1109682.....	—	SC179	—	—	—	—	—	—	—	—
1109685.....	—	SC179	—	—	—	—	—	—	—	—
1109694.....	—	SC179	—	—	—	—	—	—	—	—
1109703.....	—	SC179	—	—	—	—	—	—	—	—
1109706.....	—	—	—	—	—	—	—	—	—	—
1109717.....	—	—	—	—	—	—	—	—	—	—
1109733.....	—	—	—	—	—	—	—	—	—	—
1109734.....	—	—	—	—	—	—	—	—	—	—
1109753.....	—	—	—	—	—	—	—	—	—	—
1109755.....	—	—	—	SC602	—	—	—	—	—	—
1109759.....	—	—	—	SC602	—	—	—	—	—	—
1109769.....	—	—	—	SC602	—	—	—	—	—	—
1109772.....	—	—	—	SC602	—	—	—	—	—	—
1109773.....	—	—	—	SC602	—	—	—	—	—	—
1109775.....	—	—	—	SC602	—	—	—	—	—	—
1109776.....	—	—	—	SC602	—	—	—	—	—	—
1109779.....	—	—	—	SC602	—	—	—	—	—	—
1109781.....	—	—	—	SC602	—	—	—	—	—	—
1109788.....	—	—	—	SC602	—	—	—	—	—	—
1109790.....	—	—	—	SC602	—	—	—	—	—	—
1109801.....	—	—	—	SC602	—	—	—	—	—	—
1109807.....	—	—	—	—	—	—	—	—	—	—
1109808.....	—	—	—	—	—	—	—	—	—	—
1109809.....	—	—	—	—	—	—	—	—	—	—
1109812.....	—	—	—	—	—	—	—	—	—	—
1109816.....	—	—	—	—	—	—	—	—	—	—
1109830.....	—	—	—	SC602	—	—	—	—	—	—
1109831.....	—	—	—	SC602	—	—	—	—	—	—
1109833.....	—	—	—	SC602	—	—	—	—	—	—
1109836.....	—	—	—	SC602	—	—	—	—	—	—
1109840.....	—	—	—	SC602	—	—	—	—	—	—
1109841.....	—	—	—	SC602	—	—	—	—	—	—
1109844.....	—	—	—	SC602	—	—	—	—	—	—
1109845.....	—	—	—	SC602	—	—	—	—	—	—
1109846.....	—	—	—	SC602	—	—	—	—	—	—

PARTS FOR DELCO STARTERS

PARTS FOR DELCO STARTERS

NOTE: Additional starter parts appear on facing page.

Starter Number	C.E. Plate	D.E. Housing	Brush Holder Insulated	Brush Holder Ground	Brush Holder Kit	Fibre Washer	Oil Wick	Pipe Plug	Pin Brush Holder	Screw Pole Shoe
1109848	—	—	—	—	—	—	—	—	—	SC181
1109849	—	—	—	—	—	—	—	—	—	SC181
1109861	—	—	—	—	—	—	SC607	SC606	—	—
1109862	—	—	—	—	—	—	SC607	SC606	—	—
1109865	—	—	—	—	—	—	SC607	SC606	—	—
1109867	—	—	—	—	—	—	SC607	SC606	—	—
1109872	—	—	—	—	—	—	SC607	SC606	—	—
1109874	—	—	—	—	—	—	SC607	SC606	—	—
1109881	—	—	—	—	—	—	SC607	SC606	—	—
1109891	—	—	—	—	—	—	SC607	SC606	—	—
1109953	—	—	—	—	—	—	SC607	SC606	—	SC181
1109954	—	—	—	—	—	—	SC607	SC606	—	SC181
1109956	—	—	—	—	—	—	SC607	SC606	—	SC181
1109959	—	—	—	—	—	—	SC607	SC606	—	SC181
1109960	—	—	—	—	—	—	SC607	SC606	—	SC181
1109961	—	—	—	—	—	—	SC607	—	—	SC181
1109962	—	—	—	—	—	—	—	—	—	SC181
1109963	—	—	—	—	—	—	SC607	—	—	SC181
1109964	—	—	—	—	—	—	—	—	—	SC181
1109965	—	—	—	—	—	—	—	—	—	SC181
1109969	—	—	—	—	—	—	—	—	—	SC181
1109971	—	—	—	—	—	—	SC607	—	—	SC181
1109975	—	—	—	—	—	—	—	—	—	SC181
1109976	—	—	—	—	—	—	SC607	SC606	—	SC181
1109977	—	—	—	—	—	—	SC607	—	—	SC181
1109978	—	—	—	—	—	—	SC607	—	—	SC181
1109979	—	—	—	—	—	—	SC607	—	—	SC181
1109980	—	—	—	—	—	—	SC607	—	—	SC181
1109983	—	—	—	—	—	—	SC607	—	—	SC181
1109984	—	—	—	—	—	—	—	—	—	SC181
1109986	—	—	—	—	—	—	—	—	—	SC181
1109989	—	—	—	—	—	—	SC607	—	—	SC181
1113002	—	—	—	—	—	SC177	—	—	—	SC181
1113003	—	—	—	—	—	SC177	—	—	—	SC181
1113004	—	—	—	—	—	SC177	—	—	—	SC181
1113005	—	—	—	—	—	SC177	—	—	—	SC181
1113006	—	—	—	—	—	SC177	SC607	SC606	—	SC181
1113007	—	—	—	—	—	SC177	SC607	SC606	—	SC181
1113008	—	—	—	—	—	—	SC607	SC606	—	SC181
1113009	—	—	—	—	—	—	SC607	SC606	—	SC181
1113010	—	—	—	—	—	SC177	SC607	SC606	—	SC181
1113011	—	—	—	—	—	—	—	—	—	SC181
1113012	—	—	—	—	—	—	—	—	—	SC181
1113014	—	—	—	—	—	—	SC607	SC606	—	SC181
1113017	—	—	—	—	—	—	SC607	SC606	—	SC181
1113018	—	—	—	—	—	—	SC607	SC606	—	SC181
1113019	—	—	—	—	—	—	SC607	SC606	—	SC181
1113020	—	—	—	—	—	—	SC607	SC606	—	SC181
1113021	—	—	—	—	—	—	SC607	SC606	—	SC181
1113022	—	—	—	—	—	—	SC607	SC606	—	SC181
1113024	—	—	—	—	—	—	SC607	SC606	—	SC181
1113027	—	—	—	—	—	—	SC607	SC606	—	SC181
1113029	—	—	—	—	—	—	SC607	SC606	—	SC181
1113031	—	—	—	—	—	—	SC607	SC606	—	SC181
1113034	—	—	—	—	—	SC177	SC607	SC606	—	SC181
1113035	—	—	—	—	—	—	SC607	SC606	—	SC181
1113036	—	—	—	—	—	—	SC607	SC606	—	SC181
1113037	—	—	—	—	—	—	SC607	SC606	—	SC181
1113038	—	—	—	—	—	SC177	SC607	SC606	—	SC181
1113039	—	—	—	—	—	SC177	SC607	SC606	—	SC181
1113040	—	—	—	—	—	SC177	SC607	SC606	—	SC181
1113041	—	—	—	—	—	SC177	—	—	—	SC181
1113042	—	—	—	—	—	—	SC607	—	—	SC181
1113044	—	—	—	—	—	—	—	—	—	SC181
1113049	—	—	—	—	—	SC177	SC607	SC606	—	SC181
1113050	—	—	—	—	—	—	SC607	SC606	—	SC181

PARTS FOR DELCO STARTERS — Cont'd.

Starter Number	Collar Stop	Lead Ground	Retainer Ring	Brake Washer	Bushing Lever Housing	Insulator Washer	Grommet	Bushing Bronze Lever Housing	Bushing Prefit Lever Housing	Brush Holder Plate Assy.
1109848	—	—	—	SC602	—	—	—	—	—	—
1109849	—	—	—	SC602	—	—	—	—	—	—
1109861	—	—	—	—	—	—	—	—	—	—
1109862	—	—	—	—	—	—	—	—	—	—
1109865	—	—	—	—	—	—	—	—	—	—
1109867	—	—	—	—	—	—	—	—	—	—
1109872	—	—	—	—	—	—	—	—	—	—
1109874	—	—	—	SC602	—	—	—	—	—	—
1109881	—	—	—	—	—	—	—	—	—	—
1109891	—	—	—	SC602	—	—	—	SB132	SB133	—
1109953	—	—	—	—	—	—	—	—	—	—
1109954	—	—	—	—	—	—	—	—	—	—
1109956	—	—	—	—	—	—	—	—	—	—
1109959	—	—	—	—	—	—	—	—	—	—
1109960	—	—	—	—	—	—	—	—	—	—
1109961	—	—	—	SC602	—	—	—	—	—	—
1109962	—	—	—	SC602	—	—	—	—	—	—
1109963	—	—	—	SC602	—	—	—	—	—	—
1109964	—	—	—	SC602	—	—	—	—	—	—
1109965	—	—	—	SC602	—	—	—	—	—	—
1109969	—	—	—	SC602	—	—	—	—	—	—
1109971	—	—	—	SC602	—	—	—	—	—	—
1109975	—	—	—	SC602	—	—	—	—	—	—
1109976	—	—	—	—	—	—	—	—	—	—
1109977	—	—	—	SC602	—	—	—	—	—	—
1109978	—	—	—	SC602	—	—	—	—	—	—
1109979	—	—	—	SC602	—	—	—	—	—	—
1109980	—	—	—	SC602	—	—	—	—	—	—
1109983	—	—	—	SC602	—	—	—	—	—	—
1109984	—	—	—	SC602	—	—	—	—	—	—
1109986	—	—	—	SC602	—	—	—	—	—	—
1109989	—	—	—	SC602	—	—	—	—	—	—
1113002	SC173	—	SC174	—	—	SC180	—	—	—	—
1113003	SC173	—	SC174	—	—	SC180	—	—	—	—
1113004	SC173	—	SC174	—	—	SC180	—	—	—	—
1113005	SC173	—	SC174	—	—	SC180	—	—	—	—
1113006	SC173	—	SC174	—	—	SC180	SC176	—	—	—
1113007	SC173	—	SC174	—	—	SC180	—	—	—	—
1113008	—	—	—	—	—	SC180	SC176	—	—	—
1113009	—	—	—	—	—	SC180	—	—	—	—
1113010	SC173	—	SC174	—	—	SC180	SC176	—	—	—
1113011	—	—	—	—	—	SC180	—	—	—	—
1113012	—	—	—	—	—	SC180	—	—	—	—
1113014	—	—	—	—	—	SC180	SC176	—	—	—
1113017	—	—	—	—	—	SC180	SC176	—	—	—
1113018	—	—	—	—	—	SC180	SC176	—	—	—
1113019	—	—	—	—	—	SC180	SC176	—	—	—
1113020	—	—	—	—	—	SC180	SC176	—	—	—
1113021	—	—	—	—	—	SC180	SC176	—	—	—
1113022	—	—	—	—	—	SC180	SC176	—	—	—
1113024	—	—	—	—	—	SC180	SC176	—	—	—
1113027	—	—	—	—	—	SC180	SC176	—	—	—
1113029	—	—	—	—	—	SC180	SC176	—	—	—
1113031	SC173	—	SC174	—	SC165	SC180	SC176	—	—	—
1113034	SC173	—	SC174	—	—	SC180	SC176	—	—	—
1113035	SC173	—	SC174	—	—	SC180	—	—	—	—
1113036	—	—	—	—	—	SC180	SC176	—	—	—
1113037	—	—	—	—	—	SC180	SC176	—	—	—
1113038	SC173	—	SC174	—	—	SC180	SC176	—	—	—
1113039	SC173	—	SC174	—	—	SC180	SC176	—	—	—
1113040	SC173	—	SC174	—	—	SC180	SC176	—	—	—
1113041	SC173	—	SC174	—	—	SC180	—	—	—	—
1113042	—	—	—	—	—	SC180	SC176	—	—	—
1113044	—	—	—	—	—	SC180	SC176	—	—	—
1113049	SC173	—	—	—	—	—	SC176	—	—	—
1113050	SC173	—	SC174	—	—	SC180	SC176	—	—	—

PARTS FOR DELCO STARTERS

PARTS FOR DELCO STARTERS

NOTE: Additional starter parts appear on facing page.

Starter Number	C.E. Plate	D.E. Housing	Brush Holder Insulated	Brush Holder Ground	Brush Holder Kit	Fibre Washer	Oil Wick	Pipe Plug	Pin Brush Holder	Screw Pole Shoe
1113052	—	—	—	—	—	—	SC607	SC606	—	SC181
1113053	—	—	—	—	—	SC177	SC607	SC606	—	—
1113055	—	—	—	—	—	—	SC607	SC606	—	—
1113057	—	—	—	—	—	—	SC607	SC606	—	SC181
1113058	—	—	—	—	—	SC177	SC607	SC606	—	—
1113059	—	—	—	—	—	SC177	SC607	SC606	—	SC181
1113060	—	—	—	—	—	SC177	SC607	SC606	—	SC181
1113061	—	—	—	—	—	—	—	—	—	SC181
1113066	—	—	—	—	—	SC177	SC607	SC606	—	SC181
1113070	—	—	—	—	—	SC177	SC607	SC606	—	SC181
1113071	—	—	—	—	—	SC177	—	—	—	SC181
1113075	—	—	—	—	—	SC177	SC607	SC606	—	SC181
1113078	—	—	—	—	—	—	—	SC606	—	SC181
1113079	—	—	—	—	—	SC177	SC607	SC606	—	SC181
1113080	—	—	—	—	—	—	SC607	SC606	—	SC181
1113081	—	—	—	—	—	—	—	SC606	—	SC181
1113082	—	—	—	—	—	SC177	SC607	SC606	—	SC181
1113084	—	—	—	—	—	SC177	SC607	SC606	—	SC181
1113088	—	—	—	—	—	SC177	SC607	SC606	—	SC181
1113089	—	—	—	—	—	SC177	SC607	SC606	—	SC181
1113090	—	—	—	—	—	SC177	SC607	SC606	—	SC181
1113092	—	—	—	—	—	SC177	SC607	—	—	SC181
1113093	—	—	—	—	—	SC177	SC607	SC606	—	SC181
1113097	—	—	—	—	—	SC177	SC607	SC606	—	SC181
1113098	—	—	—	—	—	SC177	SC607	SC606	—	SC181
1113100	—	—	—	—	—	SC177	SC607	SC606	—	SC181
1113102	—	—	—	—	—	—	SC607	SC606	—	SC181
1113104	—	—	—	—	—	SC177	SC607	SC606	—	SC181
1113105	—	—	—	—	—	SC177	SC607	SC606	—	SC181
1113108	—	—	—	—	—	SC177	SC607	SC606	—	SC181
1113109	—	—	—	—	—	SC177	SC607	SC606	—	SC181
1113111	—	—	—	—	—	SC177	SC607	SC606	—	SC181
1113112	—	—	—	—	—	—	SC607	SC606	—	SC181
1113119	—	—	—	—	—	SC177	SC607	SC606	—	SC181
1113121	—	—	—	—	—	SC177	SC607	SC606	—	SC181
1113123	—	—	—	—	—	SC177	SC607	SC606	—	SC181
1113126	—	—	—	—	—	SC177	SC607	SC606	—	SC181
1113135	—	—	—	—	—	SC177	SC607	SC606	—	SC181
1113136	—	—	—	—	—	SC177	SC607	SC606	—	SC181
1113139	—	—	—	—	—	SC177	SC607	SC606	—	SC181
1113148	—	—	—	—	—	SC177	SC607	SC606	—	SC181
1113150	—	—	—	—	—	SC177	SC607	SC606	—	SC181
1113152	—	—	—	—	—	—	SC607	SC606	—	SC181
1113154	—	—	—	—	—	SC177	SC607	SC606	—	SC181
1113157	—	—	—	—	—	SC177	SC607	SC606	—	SC181
1113162	—	—	—	—	—	SC177	SC607	SC606	—	SC181
1113164	—	—	—	—	—	SC177	SC607	SC606	—	SC181
1113165	—	—	—	—	—	SC177	SC607	SC606	—	SC181
1113167	—	—	—	—	—	SC177	SC607	SC606	—	SC181
1113168	—	—	—	—	—	SC177	SC607	SC606	—	SC181
1113169	—	—	—	—	—	SC177	SC607	SC606	—	SC181
1113171	—	—	—	—	—	SC177	SC607	SC606	—	SC181
1113172	—	—	—	—	—	SC177	SC607	SC606	—	SC181
1113173	—	—	—	—	—	SC177	SC607	SC606	—	SC181
1113174	—	—	—	—	—	SC177	SC607	SC606	—	SC181
1113176	—	—	—	—	—	SC177	SC607	SC606	—	SC181
1113177	—	—	—	—	—	SC177	SC607	SC606	—	SC181
1113178	—	—	—	—	—	—	SC607	SC606	—	SC181
1113183	—	—	—	—	—	SC177	SC607	SC606	—	SC181
1113184	—	—	—	—	—	SC177	SC607	SC606	—	SC181
1113187	—	—	—	—	—	SC177	SC607	SC606	—	SC181
1113190	—	—	—	—	—	SC177	SC607	SC606	—	—
1113192	—	—	—	—	—	SC177	SC607	SC606	—	SC181
1113193	—	—	—	—	—	SC177	SC607	SC606	—	SC181
1113194	—	—	—	—	—	SC177	SC607	SC606	—	SC181
1113195	—	—	—	—	—	SC177	SC607	SC606	—	SC181

PARTS FOR DELCO STARTERS — Cont'd

Starter Number	Collar Stop	Lead Ground	Retainer Ring	Brake Washer	Bushing Lever Housing	Insulator Washer	Grommet	Bushing Bronze Lever Housing	Bushing Prefit Lever Housing	Brush Holder Plate Assy.
1113052	SC173	—	SC174	—	—	SC180	SC176	—	—	—
1113053	SC173	—	SC174	—	—	SC180	SC176	—	—	—
1113055	—	—	—	—	—	—	SC176	—	—	—
1113057	—	—	—	—	—	SC180	SC176	—	—	—
1113058	SC173	—	SC174	—	—	SC180	—	—	—	—
1113059	SC173	SC179	SC174	—	SC165	SC180	SC176	—	—	—
1113060	—	—	—	—	—	SC180	—	—	—	—
1113061	—	—	—	—	—	SC180	—	—	—	—
1113066	SC173	—	SC174	—	—	SC180	SC176	—	—	—
1113070	SC173	—	SC174	—	—	SC180	SC176	—	—	—
1113071	SC173	—	SC174	—	—	SC180	—	—	—	—
1113075	SC173	—	SC174	—	—	SC180	SC176	—	—	—
1113078	—	—	—	—	—	SC180	—	—	—	—
1113079	SC173	—	SC174	—	—	SC180	—	—	—	—
1113080	—	—	—	—	—	SC180	—	—	—	—
1113081	SC173	—	SC174	—	—	SC180	SC176	—	—	—
1113082	SC173	—	SC174	—	—	SC180	SC176	—	—	—
1113084	SC173	—	SC174	—	—	SC180	SC176	—	—	—
1113088	SC173	—	SC174	—	—	SC180	SC176	—	—	—
1113089	—	—	SC174	—	SC165	SC180	SC176	—	—	—
1113090	—	—	SC174	—	SC165	SC180	SC176	—	—	—
1113092	SC173	—	SC174	—	—	SC180	SC176	—	—	—
1113093	SC173	—	SC174	—	—	SC180	SC176	—	—	—
1113097	SC173	—	SC174	—	—	SC180	SC176	—	—	—
1113098	SC173	—	SC174	—	—	SC180	SC176	—	—	—
1113100	SC173	SC179	SC174	—	SC165	SC180	SC176	—	—	—
1113102	—	—	—	—	—	SC180	SC176	—	—	—
1113104	SC173	—	SC174	—	—	SC180	SC176	—	—	—
1113105	SC173	SC179	SC174	—	—	SC180	SC176	—	—	—
1113108	SC173	—	SC174	—	—	SC180	SC176	—	—	—
1113109	SC173	—	SC174	—	—	SC180	SC176	—	—	—
1113111	—	SC179	SC174	—	SC165	—	SC176	—	—	—
1113112	—	SC179	—	—	—	SC180	SC176	—	—	—
1113119	SC173	SC179	SC174	—	SC165	SC180	SC176	—	—	—
1113121	SC173	SC179	SC174	—	SC165	SC180	SC176	—	—	—
1113123	SC173	SC179	SC174	—	—	SC180	SC176	—	—	—
1113126	SC173	SC179	SC174	—	SC165	SC180	SC176	—	—	—
1113135	SC173	SC179	SC174	—	SC165	SC180	—	—	—	—
1113136	—	SC179	SC174	—	SC165	SC180	—	—	—	—
1113139	—	SC179	SC174	—	SC165	SC180	SC176	—	—	—
1113148	SC173	—	SC174	—	SC165	SC180	SC176	—	—	—
1113150	—	SC179	SC174	—	SC165	SC180	SC176	—	—	—
1113152	—	SC179	—	—	—	SC180	SC176	—	—	—
1113154	SC173	SC179	SC174	—	SC165	SC180	SC176	—	—	—
1113157	—	SC179	SC174	—	SC165	SC180	SC176	—	—	—
1113162	—	SC179	SC174	—	SC165	SC180	SC176	—	—	—
1113164	—	SC179	SC174	—	SC165	SC180	SC176	—	—	—
1113165	SC173	—	SC174	—	—	SC180	SC176	—	—	—
1113167	SC173	SC179	SC174	—	SC165	SC180	SC176	—	—	—
1113168	SC173	SC179	SC174	—	SC165	SC180	SC176	—	—	—
1113169	—	SC179	SC174	—	SC165	SC180	SC176	—	—	—
1113171	—	SC179	SC174	—	SC165	SC180	SC176	—	—	—
1113172	—	SC179	SC174	—	SC165	SC180	SC176	—	—	—
1113173	SC173	SC179	SC174	—	SC165	SC180	SC176	—	—	—
1113174	—	SC179	SC174	—	SC165	SC180	SC176	—	—	—
1113176	—	SC179	SC174	—	SC165	SC180	SC176	—	—	—
1113177	—	SC179	SC174	—	SC165	SC180	SC176	—	—	—
1113178	—	SC179	—	—	—	SC180	SC176	—	—	—
1113183	—	SC179	SC174	—	SC165	SC180	SC176	—	—	—
1113184	—	SC179	SC174	—	SC165	SC180	SC176	—	—	—
1113187	SC173	SC179	SC174	—	SC165	SC180	SC176	—	—	—
1113190	—	SC179	SC174	—	SC165	SC180	SC176	—	—	—
1113192	SC173	SC179	SC174	—	SC165	SC180	SC176	—	—	—
1113193	—	SC179	SC174	—	SC165	SC180	SC176	—	—	—
1113194	—	SC179	SC174	—	SC165	SC180	SC176	—	—	—
1113195	—	SC179	SC174	—	SC165	SC180	SC176	—	—	—

PARTS FOR DELCO STARTERS

PARTS FOR DELCO STARTERS

NOTE: Additional starter parts appear on facing page.

Starter Number	C.E. Plate	D.E. Housing	Brush Holder Insulated	Brush Holder Ground	Brush Holder Kit	Fibre Washer	Oil Wick	Pipe Plug	Pin Brush Holder	Screw Pole Shoe
1113197.....	—	—	—	—	—	SC177	SC607	SC606	—	SC181
1113198.....	—	—	—	—	—	SC177	SC607	SC606	—	SC181
1113200.....	—	—	—	—	—	SC177	SC607	SC606	—	SC181
1113201.....	—	—	—	—	—	SC177	SC607	SC606	—	SC181
1113202.....	—	—	—	—	—	SC177	SC607	SC606	—	SC181
1113203.....	—	—	—	—	—	SC177	SC607	SC606	—	SC181
1113206.....	—	—	—	—	—	SC177	SC607	SC606	—	SC181
1113215.....	—	—	—	—	—	SC177	SC607	SC606	—	SC181
1113216.....	—	—	—	—	—	SC177	SC607	SC606	—	SC181
1113217.....	—	—	—	—	—	SC177	SC607	SC606	—	SC181
1113218.....	—	—	—	—	—	SC177	SC607	SC606	—	SC181
1113220.....	—	—	—	—	—	SC177	SC607	SC606	—	SC181
1113228.....	—	—	—	—	—	SC177	SC607	SC606	—	SC181
1113229.....	—	—	—	—	—	SC177	SC607	SC606	—	SC181
1113232.....	—	—	—	—	—	SC177	SC607	SC606	—	SC181
1113233.....	—	—	—	—	—	SC177	SC607	SC606	—	SC181
1113234.....	—	—	—	—	—	SC177	SC607	SC606	—	SC181
1113235.....	—	—	—	—	—	SC177	SC607	SC606	—	SC181
1113236.....	—	—	—	—	—	—	SC607	SC606	—	SC181
1113237.....	—	—	—	—	—	—	SC607	SC606	—	SC181
1113242.....	—	—	—	—	—	SC177	SC607	SC606	—	SC181
1113243.....	—	—	—	—	—	SC177	SC607	SC606	—	SC181
1113253.....	—	—	—	—	—	SC177	SC607	SC606	—	SC181
1113256.....	—	—	—	—	—	SC177	SC607	SC606	—	SC181
1113257.....	—	—	—	—	—	SC177	SC607	SC606	—	SC181
1113259.....	—	—	—	—	—	SC177	SC607	SC606	—	SC181
1113261.....	—	—	—	—	—	SC177	SC607	SC606	—	SC181
1113262.....	—	—	—	—	—	SC177	SC607	SC606	—	SC181
1113302.....	—	—	—	—	—	SC177	SC607	SC606	—	SC181
1113303.....	—	—	—	—	—	SC177	SC607	SC606	—	SC181
1113304.....	—	—	—	—	—	SC177	SC607	SC606	—	SC181
1113305.....	—	—	—	—	—	—	SC607	SC606	—	SC181
1113306.....	—	—	—	—	—	—	SC607	SC606	—	SC181
1113307.....	—	—	—	—	—	—	SC607	SC606	—	SC181
1113308.....	—	—	—	—	—	—	SC607	SC606	—	SC181
1113309.....	—	—	—	—	—	—	SC607	SC606	—	SC181
1113310.....	—	—	—	—	—	—	SC607	SC606	—	SC181
1113311.....	—	—	—	—	—	—	SC607	SC606	—	SC181
1113312.....	—	—	—	—	—	—	SC607	SC606	—	SC181
1113318.....	—	—	—	—	—	—	SC607	SC606	—	SC181
1113319.....	—	—	—	—	—	—	SC607	SC606	—	SC181
1113322.....	—	—	—	—	—	—	SC607	SC606	—	SC181
1113328.....	—	—	—	—	—	—	SC607	SC606	—	SC181
1113330.....	—	—	—	—	—	—	SC607	SC606	—	SC181
1113335.....	—	—	—	—	—	—	SC607	SC606	—	SC181
1113336.....	—	—	—	—	—	—	SC607	SC606	—	SC181
1113337.....	—	—	—	—	—	—	SC607	SC606	—	SC181
1113339.....	—	—	—	—	—	SC177	SC607	SC606	—	SC181
1113340.....	—	—	—	—	—	SC177	SC607	SC606	—	SC181
1113342.....	—	—	—	—	—	—	SC607	SC606	—	SC181
1113345.....	—	—	—	—	—	SC177	SC607	SC606	—	SC181
1113346.....	—	—	—	—	—	SC177	SC607	SC606	—	SC181
1113350.....	—	—	—	—	—	—	SC607	SC606	—	SC181
1113353.....	—	—	—	—	—	—	SC607	SC606	—	SC181
1113366.....	—	—	—	—	—	—	SC607	—	—	SC181
1113367.....	—	—	—	—	—	SC177	SC607	—	—	SC181
1113368.....	—	—	—	—	—	SC177	SC607	—	—	SC181
1113369.....	—	—	—	—	—	—	SC607	SC606	—	SC181
1113370.....	—	—	—	—	—	—	SC607	—	—	SC181
1113371.....	—	—	—	—	—	—	SC607	—	—	SC181
1113373.....	—	—	—	—	—	SC177	SC607	—	—	SC181
1113375.....	—	—	—	—	—	—	SC607	—	—	SC181
1113376.....	—	—	—	—	—	SC177	SC607	SC606	—	SC181
1113377.....	—	—	—	—	—	SC177	SC607	—	—	SC181
1113378.....	—	—	—	—	—	—	SC607	—	—	SC181
1113379.....	—	—	—	—	—	—	SC607	SC606	—	SC181

PARTS FOR DELCO STARTERS — Cont'd

Starter Number	Collar Stop	Lead Ground	Retainer Ring	Brake Washer	Bushing Lever Housing	Insulator Washer	Grommet	Bushing Bronze Lever Housing	Bushing Prefit Lever Housing	Brush Holder Plate Assy.
1113197	—	SC179	SC174	—	SC165	SC180	SC176	—	—	—
1113198	—	SC179	SC174	—	SC165	SC180	SC176	—	—	—
1113200	—	SC179	SC174	—	SC165	SC180	SC176	—	—	—
1113201	—	SC179	SC174	—	SC165	SC180	SC176	—	—	—
1113202	—	SC179	SC174	—	SC165	SC180	SC176	—	—	—
1113203	—	SC179	SC174	—	SC165	SC180	SC176	—	—	—
1113206	—	SC179	SC174	—	SC165	SC180	SC176	—	—	—
1113215	—	SC179	SC174	—	SC165	SC180	SC176	—	—	—
1113216	—	SC179	SC174	—	SC165	SC180	SC176	—	—	—
1113217	SC173	SC179	SC174	—	SC165	SC180	SC176	—	—	—
1113218	—	SC179	SC174	—	SC165	SC180	SC176	—	—	—
1113220	—	SC179	SC174	—	SC165	SC180	SC176	—	—	—
1113228	—	SC179	SC174	—	SC165	SC180	SC176	—	—	—
1113229	—	SC179	SC174	—	SC165	SC180	SC176	—	—	—
1113232	—	SC179	SC174	—	SC165	SC180	SC176	—	—	—
1113233	—	SC179	SC174	—	SC165	SC180	SC176	—	—	—
1113234	—	SC179	SC174	—	SC165	SC180	SC176	—	—	—
1113235	—	SC179	SC174	—	SC165	SC180	SC176	—	—	—
1113236	—	SC179	SC174	—	SC165	SC180	SC176	—	—	—
1113237	—	SC179	SC174	—	SC165	SC180	SC176	—	—	—
1113242	—	SC179	SC174	—	SC165	SC180	SC176	—	—	—
1113243	—	SC179	SC174	—	SC165	SC180	SC176	—	—	—
1113253	—	SC179	—	—	SC165	SC180	SC176	—	—	—
1113256	SC173	SC179	SC174	—	SC165	SC180	SC176	—	—	—
1113257	—	SC179	—	—	SC165	SC180	SC176	—	—	—
1113259	—	SC179	—	—	SC165	SC180	SC176	—	—	—
1113261	—	SC179	—	—	SC165	SC180	SC176	—	—	—
1113262	—	SC179	—	—	SC165	SC180	SC176	—	—	—
1113302	SC173	—	SC174	—	—	—	—	—	—	—
1113303	SC173	—	SC174	—	—	—	—	—	—	—
1113304	SC173	—	SC174	—	—	—	—	—	—	—
1113305	—	—	—	—	—	—	—	—	—	—
1113306	—	—	—	—	—	SC180	SC176	—	—	—
1113307	—	—	—	—	—	SC180	SC176	—	—	—
1113308	—	—	—	—	—	SC180	SC176	—	—	—
1113309	—	—	—	—	—	SC180	SC176	—	—	—
1113310	—	—	—	—	—	SC180	SC176	—	—	—
1113311	—	—	—	SC602	—	—	SC176	—	—	—
1113312	—	—	—	—	—	—	SC176	—	—	—
1113318	—	—	—	—	—	SC180	SC176	—	—	—
1113319	—	—	—	—	—	SC180	SC176	—	—	—
1113322	—	—	—	—	—	SC180	SC176	—	—	—
1113328	—	—	—	—	—	SC180	SC176	—	—	—
1113330	SC173	—	—	—	—	—	SC176	—	—	—
1113335	—	—	—	SC602	—	SC180	SC176	—	—	—
1113336	—	—	—	—	—	SC180	SC176	—	—	—
1113337	—	—	—	SC602	—	SC180	SC176	—	—	—
1113339	SC173	—	SC174	SC602	—	SC180	SC176	—	—	—
1113340	SC173	—	SC174	SC602	—	SC180	SC176	—	—	—
1113342	—	—	—	—	—	SC180	SC176	—	—	—
1113345	SC173	—	SC174	SC602	—	SC180	SC176	—	—	—
1113346	SC173	—	SC174	SC602	—	SC180	SC176	—	—	—
1113350	—	—	—	SC602	—	SC180	SC176	—	—	—
1113353	—	SC179	—	SC602	—	SC180	SC176	—	—	—
1113366	—	SC179	—	SC602	—	SC180	SC176	—	—	—
1113367	—	SC179	SC174	—	SC165	SC180	SC176	—	—	—
1113368	—	SC179	—	—	SC165	SC180	SC176	—	—	—
1113369	—	—	—	SC602	—	SC180	SC176	—	—	—
1113370	—	SC179	—	SC602	—	SC180	SC176	—	—	—
1113371	—	SC179	—	SC602	—	SC180	SC176	—	—	—
1113373	—	SC179	SC174	—	SC165	SC180	SC176	—	—	—
1113375	—	SC179	—	SC602	—	SC180	—	—	—	—
1113376	—	SC179	SC174	—	SC165	SC180	—	—	—	—
1113377	—	SC179	—	—	SC165	SC180	SC176	—	—	—
1113378	—	SC179	—	SC602	—	SC180	SC176	—	—	—
1113379	—	SC179	—	SC602	—	SC180	—	—	—	—

PARTS FOR DELCO STARTERS

PARTS FOR DELCO STARTERS

NOTE: Additional starter parts appear on facing page.

Starter Number	C.E. Plate	D.E. Housing	Brush Holder Insulated	Brush Holder Ground	Brush Holder Kit	Fibre Washer	Oil Wick	Pipe Plug	Pin Brush Holder	Screw Pole Shoe
1113380.....	—	—	—	—	—	SC177	SC607	—	—	SC181
1113381.....	—	—	—	—	—	SC177	SC607	SC606	—	SC181
1113383.....	—	—	—	—	—	SC177	SC607	SC606	—	SC181
1113386.....	—	—	—	—	—	—	—	—	—	—
1113389.....	—	—	—	—	—	SC177	SC607	SC606	—	SC181
1113391.....	—	—	—	—	—	SC177	SC607	—	—	SC181
1113397.....	—	—	—	—	—	SC177	SC607	SC606	—	SC181
1113398.....	—	—	—	—	—	SC177	SC607	—	—	SC181
1113399.....	—	—	—	—	—	SC177	SC607	SC606	—	SC181
1113400.....	—	—	—	—	—	SC177	SC607	—	—	SC181
1113401.....	—	—	—	—	—	SC177	SC607	SC606	—	SC181
1113402.....	—	—	—	—	—	SC177	SC607	SC606	—	—
1113403.....	—	—	—	—	—	—	SC607	—	—	SC181
1113404.....	—	—	—	—	—	SC177	SC607	SC606	—	SC181
1113405.....	—	—	—	—	—	SC177	SC607	—	—	SC181
1113406.....	—	—	—	—	—	—	SC607	—	—	SC181
1113407.....	—	—	—	—	—	—	SC607	—	—	SC181
1113409.....	—	—	—	—	—	SC177	SC607	—	—	SC181
1113411.....	—	—	—	—	—	SC177	—	SC606	—	SC181
1113413.....	—	—	—	—	—	SC177	SC607	SC606	—	SC181
1113415.....	—	—	—	—	—	—	—	—	—	SC181
1113416.....	—	—	—	—	—	SC177	SC607	SC606	—	SC181
1113417.....	—	—	—	—	—	SC177	SC607	SC606	—	SC181
1113418.....	—	—	—	—	—	SC177	SC607	SC606	—	SC181
1113419.....	—	—	—	—	—	SC177	SC607	SC606	—	SC181
1113420.....	—	—	—	—	—	SC177	SC607	SC606	—	SC181
1113424.....	—	—	—	—	—	SC177	SC607	SC606	—	SC181
1113425.....	—	—	—	—	—	SC177	SC607	SC606	—	SC181
1113428.....	—	—	—	—	—	SC177	SC607	SC606	—	SC181
1113433.....	—	—	—	—	—	SC177	SC607	SC606	—	SC181
1113434.....	—	—	—	—	—	—	SC607	SC606	—	SC181
1113435.....	—	—	—	—	—	SC177	SC607	SC606	—	SC181
1113436.....	—	—	—	—	—	SC177	SC607	SC606	—	SC181
1113439.....	—	—	—	—	—	SC177	SC607	SC606	—	SC181
1113440.....	—	—	—	—	—	—	SC607	SC606	—	SC181
1113442.....	—	—	—	—	—	SC177	SC607	SC606	—	SC181
1113444.....	—	—	—	—	—	SC177	SC607	SC606	—	SC181
1113445.....	—	—	—	—	—	—	—	—	—	SC181
1113446.....	—	—	—	—	—	SC177	SC607	SC606	—	SC181
1113451.....	—	—	—	—	—	—	SC607	SC606	—	SC181
1113452.....	—	—	—	—	—	—	SC607	SC606	—	SC181
1113453.....	—	—	—	—	—	—	SC607	SC606	—	SC181
1113456.....	—	—	—	—	—	—	SC607	SC606	—	SC181
1113457.....	—	—	—	—	—	—	SC607	SC606	—	SC181
1113458.....	—	—	—	—	—	—	SC607	SC606	—	SC181
1113462.....	—	—	—	—	—	—	SC607	SC606	—	SC181
1113472.....	—	—	—	—	—	—	SC607	SC606	—	SC181
1113474.....	—	—	—	—	—	—	SC607	SC606	—	SC181
1113479.....	—	—	—	—	—	—	SC607	SC606	—	SC181
1113480.....	—	—	—	—	—	—	SC607	SC606	—	SC181
1113481.....	—	—	—	—	—	—	SC607	SC606	—	SC181
1113486.....	—	—	—	—	—	—	SC607	SC606	—	SC181
1113489.....	—	—	—	—	—	SC177	SC607	SC606	—	SC181
1113494.....	—	—	—	—	—	SC177	SC607	SC606	—	SC181
1113496.....	—	—	—	—	—	SC177	SC607	SC606	—	SC181
1113498.....	—	—	—	—	—	SC177	SC607	SC606	—	SC181
1113534.....	—	—	—	—	—	—	SC607	SC606	—	SC181
1113535.....	—	—	—	—	—	—	SC607	SC606	—	SC181
1113536.....	—	—	—	—	—	—	SC607	SC606	—	SC181
1113537.....	—	—	—	—	—	—	SC607	SC606	—	SC181
1113539.....	—	—	—	—	—	—	SC607	SC606	—	SC181
1113540.....	—	—	—	—	—	—	—	—	—	SC181
1113541.....	—	—	—	—	—	—	—	—	—	SC181
1113542.....	—	—	—	—	—	—	—	—	—	SC181
1113582.....	—	—	—	—	—	SC177	SC607	SC606	—	SC181
1113601.....	—	—	—	—	—	—	SC607	SC606	—	SC181

PARTS FOR DELCO STARTERS — Cont'd

Starter Number	Collar Stop	Lead Ground	Retainer Ring	Brake Washer	Bushing Lever Housing	Insulator Washer	Grommet	Bushing Bronze Lever Housing	Bushing Prefit Lever Housing	Brush Holder Plate Assy.
1113380.....	—	SC179	SC174	—	SC165	SC180	SC176	—	—	—
1113381.....	—	SC179	SC174	—	SC165	SC180	—	—	—	—
1113383.....	—	SC179	SC174	—	SC165	SC180	—	—	—	—
1113386.....	—	—	—	SC602	—	—	—	—	—	—
1113389.....	SC173	—	SC174	—	SC165	—	—	—	—	—
1113391.....	—	SC179	SC174	—	SC165	—	—	—	—	—
1113397.....	—	—	SC174	—	SC165	—	—	—	—	—
1113398.....	—	SC179	SC174	—	SC165	—	—	—	—	—
1113399.....	—	—	SC174	—	SC165	—	—	—	—	—
1113400.....	—	SC179	SC174	—	SC165	—	—	—	—	—
1113401.....	—	—	SC174	—	SC165	—	—	—	—	—
1113402.....	—	SC179	SC174	—	SC165	SC180	—	—	—	—
1113403.....	—	SC179	—	SC602	—	—	—	—	—	—
1113404.....	—	—	SC174	—	SC165	—	—	—	—	—
1113405.....	—	SC179	SC174	—	SC165	—	—	—	—	—
1113406.....	—	SC179	—	SC602	—	SC180	SC176	—	—	—
1113407.....	—	SC179	—	SC602	—	—	—	—	—	—
1113409.....	—	SC179	SC174	—	SC165	SC180	—	—	—	—
1113411.....	SC173	—	SC174	—	SC165	—	—	—	—	—
1113413.....	—	—	SC174	—	SC165	—	—	—	—	—
1113415.....	—	SC179	—	SC602	—	—	—	—	—	—
1113416.....	—	SC179	SC174	—	SC165	—	—	—	—	—
1113417.....	—	SC179	SC174	—	SC165	—	—	—	—	—
1113418.....	—	SC179	SC174	—	SC165	—	—	—	—	—
1113419.....	—	—	SC174	—	SC165	—	—	—	—	—
1113420.....	—	SC179	SC174	—	SC165	—	—	—	—	—
1113424.....	—	SC179	SC174	—	SC165	—	—	—	—	—
1113425.....	—	—	SC174	—	SC165	—	—	—	—	—
1113428.....	—	SC179	SC174	—	SC165	—	—	—	—	—
1113433.....	—	SC179	SC174	—	SC165	—	—	—	—	—
1113434.....	—	—	SC174	—	SC165	—	—	—	—	—
1113435.....	—	—	SC174	—	SC165	—	—	—	—	—
1113436.....	—	SC179	SC174	—	SC165	—	—	—	—	—
1113439.....	—	SC179	SC174	—	SC165	—	—	—	—	—
1113440.....	—	—	—	—	SC165	—	—	—	—	—
1113442.....	—	SC179	SC174	—	SC165	—	—	—	—	—
1113444.....	—	SC179	SC174	—	SC165	—	—	—	—	—
1113445.....	—	SC179	—	SC602	—	—	—	—	—	—
1113446.....	—	SC179	SC174	—	SC165	—	—	—	—	—
1113451.....	—	—	—	—	—	SC180	SC176	—	—	—
1113452.....	—	—	—	—	—	SC180	SC176	—	—	—
1113453.....	—	—	—	—	—	SC180	SC176	—	—	—
1113456.....	—	—	—	—	—	SC180	SC176	—	—	—
1113457.....	—	—	—	—	—	SC180	SC176	—	—	—
1113458.....	—	—	—	—	—	SC180	SC176	—	—	—
1113462.....	—	—	—	—	—	SC180	SC176	—	—	—
1113472.....	—	—	—	—	SC165	—	—	—	—	—
1113474.....	—	—	—	—	—	—	—	—	—	—
1113479.....	—	SC179	—	SC602	—	—	—	—	—	—
1113480.....	—	—	—	SC602	—	—	—	—	—	—
1113481.....	—	SC179	—	SC602	—	—	—	—	—	—
1113486.....	—	SC179	—	SC602	—	—	—	—	—	—
1113489.....	—	—	SC174	—	SC165	—	—	—	—	—
1113494.....	—	SC179	SC174	—	SC165	—	—	—	—	—
1113496.....	—	SC179	SC174	—	SC165	—	—	—	—	—
1113498.....	—	SC179	SC174	—	SC165	—	—	—	—	—
1113534.....	—	SC179	—	SC602	—	—	—	—	—	—
1113535.....	—	SC179	—	SC602	—	—	—	—	—	—
1113536.....	—	SC179	—	SC602	—	—	—	—	—	—
1113537.....	—	—	SC174	SC602	—	—	—	—	—	—
1113539.....	—	—	—	SC602	—	—	—	—	—	—
1113540.....	—	—	—	SC602	—	—	—	—	—	—
1113541.....	—	SC179	—	SC602	—	—	—	—	—	—
1113542.....	—	—	—	SC602	—	—	—	—	—	—
1113582.....	—	—	SC174	—	SC165	—	—	—	—	—
1113601.....	—	—	—	—	—	SC180	SC176	—	—	—

PARTS FOR DELCO STARTERS

PARTS FOR DELCO STARTERS

NOTE: Additional starter parts appear on facing page.

Starter Number	C.E. Plate	D.E. Housing	Brush Holder Insulated	Brush Holder Ground	Brush Holder Kit	Fibre Washer	Oil Wick	Pipe Plug	Pin Brush Holder	Screw Pole Shoe
1113602.....	—	—	—	—	—	—	SC607	SC606	—	SC181
1113603.....	—	—	—	—	—	—	SC607	SC606	—	SC181
1113605.....	—	—	—	—	—	—	SC607	SC606	—	SC181
1113606.....	—	—	—	—	—	—	SC607	SC606	—	SC181
1113607.....	—	—	—	—	—	—	SC607	SC606	—	SC181
1113608.....	—	—	—	—	—	—	SC607	SC606	—	SC181
1113611.....	—	—	—	—	—	—	SC607	SC606	—	SC181
1113614.....	—	—	—	—	—	—	SC607	SC606	—	SC181
1113615.....	—	—	—	—	—	—	SC607	SC606	—	SC181
1113617.....	—	—	—	—	—	—	SC607	SC606	—	SC181
1113620.....	—	—	—	—	—	—	SC607	SC606	—	SC181
1113621.....	—	—	—	—	—	—	SC607	SC606	—	SC181
1113622.....	—	—	—	—	—	—	SC607	SC606	—	SC181
1113626.....	—	—	—	—	—	SC177	SC607	SC606	—	SC181
1113628.....	—	—	—	—	—	—	—	—	—	—
1113631.....	—	—	—	—	—	—	SC607	SC606	—	SC181
1113633.....	—	—	—	—	—	SC177	SC607	SC606	—	SC181
1113634.....	—	—	—	—	—	SC177	SC607	SC606	—	SC181
1113635.....	—	—	—	—	—	SC177	SC607	SC606	—	SC181
1113636.....	—	—	—	—	—	SC177	SC607	SC606	—	SC181
1113637.....	—	—	—	—	—	SC177	SC607	SC606	—	SC181
1113638.....	—	—	—	—	—	—	SC607	SC606	—	SC181
1113639.....	—	—	—	—	—	SC177	SC607	SC606	—	SC181
1113640.....	—	—	—	—	—	SC177	SC607	SC606	—	SC181
1113641.....	—	—	—	—	—	SC177	SC607	SC606	—	SC181
1113643.....	—	—	—	—	—	—	SC607	SC606	—	SC181
1113644.....	—	—	—	—	—	SC177	SC607	SC606	—	SC181
1113645.....	—	—	—	—	—	—	SC607	SC606	—	SC181
1113646.....	—	—	—	—	—	SC177	SC607	SC606	—	SC181
1113647.....	—	—	—	—	—	SC177	SC607	SC606	—	SC181
1113650.....	—	—	—	—	—	SC177	SC607	SC606	—	SC181
1113651.....	—	—	—	—	—	SC177	—	SC606	—	SC181
1113652.....	—	—	—	—	—	SC177	SC607	SC606	—	SC181
1113653.....	—	—	—	—	—	SC177	SC607	SC606	—	SC181
1113654.....	—	—	—	—	—	SC177	—	SC606	—	SC181
1113655.....	—	—	—	—	—	SC177	SC607	SC606	—	SC181
1113656.....	—	—	—	—	—	—	SC607	SC606	—	SC181
1113657.....	—	—	—	—	—	SC177	SC607	SC606	—	SC181
1113658.....	—	—	—	—	—	—	SC607	SC606	—	SC181
1113659.....	—	—	—	—	—	SC177	SC607	SC606	—	SC181
1113660.....	—	—	—	—	—	SC177	SC607	SC606	—	SC181
1113661.....	—	—	—	—	—	—	SC607	SC606	—	SC181
1113664.....	—	—	—	—	—	—	SC607	SC606	—	SC181
1113667.....	—	—	—	—	—	SC177	SC607	SC606	—	SC181
1113668.....	—	—	—	—	—	SC177	SC607	SC606	—	SC181
1113669.....	—	—	—	—	—	—	SC607	SC606	—	SC181
1113672.....	—	—	—	—	—	SC177	SC607	SC606	—	—
1113673.....	—	—	—	—	—	SC177	SC607	SC606	—	SC181
1113674.....	—	—	—	—	—	—	SC607	SC606	—	SC181
1113675.....	—	—	—	—	—	SC177	SC607	SC606	—	—
1113676.....	—	—	—	—	—	SC177	SC607	SC606	—	SC181
1113680.....	—	—	—	—	—	SC177	SC607	SC606	—	SC181
1113682.....	—	—	—	—	—	SC177	SC607	SC606	—	—
1113683.....	—	—	—	—	—	SC177	SC607	SC606	—	SC181
1113684.....	—	—	—	—	—	SC177	SC607	SC606	—	—
1113685.....	—	—	—	—	—	SC177	SC607	SC606	—	SC181
1113686.....	—	—	—	—	—	SC177	SC607	SC606	—	SC181
1113688.....	—	—	—	—	—	SC177	SC607	SC606	—	SC181
1113689.....	—	—	—	—	—	SC177	SC607	SC606	—	SC181
1113690.....	—	—	—	—	—	SC177	SC607	SC606	—	SC181
1113695.....	—	—	—	—	—	SC177	SC607	SC606	—	SC181
1113696.....	—	—	—	—	—	SC177	SC607	SC606	—	SC181
1113698.....	—	—	—	—	—	SC177	SC607	SC606	—	SC181
1113700.....	—	—	—	—	—	—	SC607	SC606	—	SC181
1113702.....	—	—	—	—	—	—	SC607	SC606	—	SC181
1113703.....	—	—	—	—	—	—	SC607	SC606	—	SC181

PARTS FOR DELCO STARTERS — Cont'd

Starter Number	Collar Stop	Lead Ground	Retainer Ring	Brake Washer	Bushing Lever Housing	Insulator Washer	Grommet	Bushing Bronze Lever Housing	Bushing Prefit Lever Housing	Brush Holder Plate Assy.
1113602.....	—	—	—	SC602	—	—	SC176	—	—	—
1113603.....	—	—	—	SC602	—	SC180	SC176	—	—	—
1113605.....	—	—	—	SC602	—	SC180	SC176	—	—	—
1113606.....	—	—	—	SC602	—	SC180	SC176	—	—	—
1113607.....	—	—	—	SC602	—	—	SC176	—	—	—
1113608.....	—	—	—	—	—	SC180	SC176	—	—	—
1113611.....	—	—	—	—	—	SC180	SC176	—	—	—
1113614.....	SC173	—	SC174	—	—	SC180	SC176	—	—	—
1113615.....	SC173	—	SC174	—	—	—	SC176	—	—	—
1113617.....	—	—	—	—	—	—	SC176	—	—	—
1113620.....	—	—	—	SC602	—	—	SC176	—	—	—
1113621.....	—	—	—	SC602	—	SC180	SC176	—	—	—
1113622.....	SC173	—	SC174	—	—	SC180	SC176	—	—	—
1113626.....	—	SC179	SC174	—	SC165	SC180	SC176	—	—	—
1113628.....	—	SC179	—	—	—	—	SC176	—	—	—
1113631.....	—	SC179	—	SC602	—	SC180	SC176	SB132	SB133	—
1113633.....	—	SC179	SC174	—	SC165	SC180	SC176	—	—	—
1113634.....	—	SC179	SC174	—	SC165	SC180	SC176	—	—	—
1113635.....	—	SC179	SC174	—	SC165	SC180	SC176	—	—	—
1113636.....	—	SC179	SC174	—	SC165	SC180	SC176	—	—	—
1113637.....	—	SC179	SC174	—	SC165	SC180	SC176	—	—	—
1113638.....	—	SC179	—	SC602	—	SC180	SC176	SB132	SB133	—
1113639.....	—	SC179	SC174	—	SC165	SC180	SC176	—	—	—
1113640.....	—	SC179	SC174	—	SC165	SC180	SC176	—	—	—
1113641.....	—	SC179	SC174	—	SC165	SC180	SC176	—	—	—
1113643.....	—	SC179	—	SC602	—	SC180	SC176	SB132	SB133	—
1113644.....	—	SC179	SC174	—	SC165	SC180	SC176	—	—	—
1113645.....	—	SC179	—	SC602	—	SC180	SC176	SB132	SB133	—
1113646.....	—	SC179	SC174	—	SC165	SC180	SC176	—	—	—
1113647.....	—	SC179	SC174	—	SC165	SC180	SC176	—	—	—
1113650.....	SC173	SC179	SC174	—	SC165	SC180	SC176	—	—	—
1113651.....	SC173	SC179	SC174	—	SC165	SC180	SC176	—	—	—
1113652.....	SC173	SC179	SC174	—	SC165	SC180	SC176	—	—	—
1113653.....	SC173	SC179	SC174	—	SC165	SC180	SC176	—	—	—
1113654.....	SC173	SC179	SC174	—	SC165	SC180	SC176	—	—	—
1113655.....	SC173	SC179	SC174	—	SC165	—	SC176	—	—	—
1113656.....	SC173	SC179	SC174	—	SC165	SC180	SC176	—	—	—
1113657.....	SC173	SC179	SC174	—	SC165	SC180	SC176	—	—	—
1113658.....	—	SC179	—	—	—	SC180	SC176	SB132	SB133	—
1113659.....	SC173	SC179	SC174	—	SC165	SC180	SC176	—	—	—
1113660.....	SC173	SC179	SC174	—	SC165	SC180	SC176	—	—	—
1113661.....	SC173	SC179	SC174	—	SC165	SC180	SC176	—	—	—
1113664.....	—	SC179	—	—	—	SC180	SC176	—	—	—
1113667.....	—	SC179	SC174	—	SC165	SC180	SC176	—	—	—
1113668.....	—	SC179	SC174	—	SC165	SC180	SC176	—	—	—
1113669.....	—	SC179	—	SC602	—	SC180	SC176	—	—	—
1113672.....	—	SC179	SC174	—	SC165	SC180	SC176	—	—	—
1113673.....	—	SC179	SC174	—	SC165	SC180	SC176	—	—	—
1113674.....	—	—	—	SC602	—	—	—	—	—	—
1113675.....	—	—	SC174	—	SC165	—	—	—	—	—
1113676.....	—	SC179	SC174	—	SC165	SC180	SC176	—	—	—
1113680.....	—	SC179	SC174	—	SC165	SC180	SC176	—	—	—
1113682.....	—	—	SC174	—	SC165	—	—	—	—	—
1113683.....	—	SC179	SC174	—	SC165	SC180	SC176	—	—	—
1113684.....	—	—	SC174	—	SC165	—	—	—	—	—
1113685.....	—	SC179	SC174	—	SC165	SC180	SC176	—	—	—
1113686.....	—	—	SC174	—	SC165	—	—	—	—	—
1113688.....	SC173	SC179	SC174	—	SC165	SC180	SC176	—	—	—
1113689.....	—	—	SC174	—	SC165	—	—	—	—	—
1113690.....	—	SC179	SC174	—	SC165	SC180	SC176	—	—	—
1113695.....	—	SC179	SC174	—	SC165	SC180	SC176	—	—	—
1113696.....	—	SC179	SC174	—	SC165	SC180	SC176	—	—	—
1113698.....	—	—	SC174	—	SC165	—	—	—	—	—
1113700.....	—	—	—	—	—	—	—	—	—	—
1113702.....	—	—	—	—	—	—	—	—	—	—
1113703.....	—	—	—	—	—	—	—	—	—	—

PARTS FOR DELCO STARTERS

PARTS FOR DELCO STARTERS

NOTE: Additional starter parts appear on facing page.

Starter Number	C.E. Plate	D.E. Housing	Brush Holder Insulated	Brush Holder Ground	Brush Holder Kit	Fibre Washer	Oil Wick	Pipe Plug	Pin Brush Holder	Screw Pole Shoe
1113705.....	—	—	—	—	—	—	SC607	SC606	—	SC181
1113706.....	—	—	—	—	—	—	SC607	SC606	—	SC181
1113707.....	—	—	—	—	—	—	SC607	SC606	—	SC181
1113708.....	—	—	—	—	—	—	—	SC606	—	SC181
1113709.....	—	—	—	—	—	—	SC607	SC606	—	SC181
1113710.....	—	—	—	—	—	—	SC607	SC606	—	SC181
1113711.....	—	—	—	—	—	—	SC607	SC606	—	SC181
1113712.....	—	—	—	—	—	—	SC607	SC606	—	SC181
1113713.....	—	—	—	—	—	—	SC607	SC606	—	SC181
1113714.....	—	—	—	—	—	—	SC607	SC606	—	SC181
1113715.....	—	—	—	—	—	—	SC607	SC606	—	SC181
1113716.....	—	—	—	—	—	—	SC607	SC606	—	SC181
1113727.....	—	—	—	—	—	—	SC607	SC606	—	SC181
1113729.....	—	—	—	—	—	—	SC607	SC606	—	SC181
1113734.....	—	—	—	—	—	—	SC607	SC606	—	SC181
1113735.....	—	—	—	—	—	—	SC607	SC606	—	SC181
1113741.....	—	—	—	—	—	—	SC607	SC606	—	SC181
1113745.....	—	—	—	—	—	—	SC607	—	—	SC181
1113746.....	—	—	—	—	—	—	SC607	SC606	—	SC181
1113748.....	—	—	—	—	—	—	SC607	SC606	—	SC181
1113749.....	—	—	—	—	—	—	SC607	SC606	—	SC181
1113755.....	—	—	—	—	—	—	SC607	SC606	—	SC181
1113758.....	—	—	—	—	—	—	SC607	SC606	—	SC181
1113771.....	—	—	—	—	—	—	SC607	SC606	—	SC181
1113772.....	—	—	—	—	—	—	SC607	SC606	—	SC181
1113781.....	—	—	—	—	—	—	SC607	SC606	—	SC181
1113783.....	—	—	—	—	—	—	SC607	SC606	—	SC181
1113801.....	—	—	—	—	—	—	SC607	SC606	—	SC181
1113806.....	—	—	—	—	—	—	SC607	SC606	—	SC181
1113812.....	—	—	—	—	—	—	SC607	SC606	—	SC181
1113814.....	—	—	—	—	—	—	SC607	SC606	—	SC181
1113815.....	—	—	—	—	—	—	SC607	SC606	—	SC181
1113818.....	—	—	—	—	—	—	SC607	SC606	—	SC181
1113820.....	—	—	—	—	—	—	—	—	—	SC181
1113823.....	—	—	—	—	—	—	SC607	SC606	—	SC181
1113824.....	—	—	—	—	—	—	SC607	SC606	—	SC181
1113825.....	—	—	—	—	—	—	—	—	—	SC181
1113827.....	—	—	—	—	—	—	—	—	—	SC181
1113828.....	—	—	—	—	—	—	SC607	SC606	—	SC181
1113830.....	—	—	—	—	—	—	—	—	—	SC181
1113831.....	—	—	—	—	—	—	SC607	SC606	—	SC181
1113832.....	—	—	—	—	—	—	—	—	—	SC181
1113834.....	—	—	—	—	—	—	SC607	SC606	—	SC181
1113837.....	—	—	—	—	—	—	SC607	SC606	—	SC181
1113840.....	—	—	—	—	—	—	—	—	—	SC181
1113842.....	—	—	—	—	—	—	SC607	SC606	—	SC181
1113845.....	—	—	—	—	—	—	SC607	SC606	—	SC181
1113846.....	—	—	—	—	—	—	SC607	SC606	—	SC181
1113849.....	—	—	—	—	—	—	—	—	—	SC181
1113850.....	—	—	—	—	—	—	SC607	SC606	—	SC181
1113851.....	—	—	—	—	—	—	—	—	—	SC181
1113852.....	—	—	—	—	—	—	—	—	—	SC181
1113853.....	—	—	—	—	—	—	—	—	—	SC181
1113855.....	—	—	—	—	—	—	—	—	—	SC181
1113856.....	—	—	—	—	—	—	—	—	—	SC181
1113858.....	—	—	—	—	—	—	—	—	—	SC181
1113864.....	—	—	—	—	—	—	—	—	—	SC181
1113867.....	—	—	—	—	—	—	—	—	—	SC181
1113872.....	—	—	—	—	—	—	SC607	SC606	—	SC181
1113873.....	—	—	—	—	—	—	—	—	—	SC181
1113874.....	—	—	—	—	—	—	—	—	—	SC181
1113875.....	—	—	—	—	—	—	—	—	—	SC181
1113876.....	—	—	—	—	—	—	SC607	SC606	—	SC181
1113877.....	—	—	—	—	—	—	—	—	—	SC181
1113878.....	—	—	—	—	—	—	—	—	—	SC181
1113879.....	—	—	—	—	—	—	—	—	—	SC181

PARTS FOR DELCO STARTERS — Cont'd

Starter Number	Collar Stop	Lead Ground	Retainer Ring	Brake Washer	Bushing Lever Housing	Insulator Washer	Grommet	Bushing Bronze Lever Housing	Bushing Prefit Lever Housing	Brush Holder Plate Assy.
1113705.....	—	—	—	—	—	—	—	—	—	—
1113706.....	—	—	—	—	—	—	—	—	—	—
1113707.....	—	—	—	—	—	—	—	—	—	—
1113708.....	—	—	—	—	—	—	—	—	—	—
1113709.....	—	—	—	—	—	—	—	—	—	—
1113710.....	—	—	—	—	—	—	—	—	—	—
1113711.....	—	—	—	—	—	—	—	—	—	—
1113712.....	—	—	—	—	—	—	—	—	—	—
1113713.....	—	—	—	—	—	—	—	—	—	—
1113714.....	—	—	—	—	—	—	—	—	—	—
1113715.....	—	—	—	—	—	—	—	—	—	—
1113716.....	—	—	—	—	—	—	—	—	—	—
1113727.....	—	—	—	—	—	—	—	—	—	—
1113729.....	—	—	—	—	—	—	—	—	—	—
1113734.....	—	—	—	—	—	—	—	—	—	—
1113735.....	—	—	—	—	—	—	—	—	—	—
1113741.....	—	—	—	SC602	—	—	—	SB132	SB133	—
1113745.....	—	—	—	—	—	—	—	—	—	—
1113746.....	—	—	—	—	—	—	—	—	—	—
1113748.....	—	—	—	—	—	—	—	—	—	—
1113749.....	—	—	—	—	—	—	—	—	—	—
1113755.....	—	—	—	—	—	—	—	—	—	—
1113758.....	—	—	—	SC602	—	—	—	—	—	—
1113771.....	—	—	—	—	—	—	—	—	—	—
1113772.....	—	—	—	SC602	—	—	—	—	—	—
1113781.....	—	—	—	—	—	—	—	—	—	—
1113783.....	—	—	—	SC602	—	—	—	—	—	—
1113801.....	—	—	—	SC602	—	—	—	SB132	SB133	—
1113806.....	—	—	—	SC602	—	—	—	—	—	—
1113812.....	—	—	—	SC602	—	—	—	—	—	—
1113814.....	—	—	—	—	—	—	—	—	—	—
1113815.....	—	—	—	SC602	—	—	—	SB132	SB133	—
1113818.....	—	—	—	SC602	—	—	—	—	—	SC600
1113820.....	—	—	—	SC602	—	—	—	—	—	SC600
1113823.....	—	—	—	SC602	—	—	—	—	—	SC600
1113824.....	—	—	—	SC602	—	—	—	—	—	SC600
1113825.....	—	—	—	SC602	—	—	—	—	—	SC600
1113827.....	—	—	—	SC602	—	—	—	—	—	SC600
1113828.....	—	—	—	—	—	—	—	—	—	—
1113830.....	—	—	—	SC602	—	—	—	—	—	SC600
1113831.....	—	—	—	SC602	—	—	—	—	—	SC600
1113832.....	—	—	—	SC602	—	—	—	—	—	SC600
1113834.....	—	—	—	—	—	—	—	—	—	—
1113837.....	—	—	—	—	—	—	—	—	—	—
1113840.....	—	—	—	SC602	—	—	—	—	—	SC600
1113842.....	—	—	—	SC602	—	—	—	—	—	SC600
1113845.....	—	—	—	SC602	—	—	—	—	—	SC600
1113846.....	—	—	—	SC602	—	—	—	—	—	SC600
1113849.....	—	—	—	SC602	—	—	—	—	—	SC600
1113850.....	—	—	—	SC602	—	—	—	—	—	SC600
1113851.....	—	—	—	SC602	—	—	—	—	—	SC600
1113852.....	—	—	—	SC602	—	—	—	—	—	SC600
1113853.....	—	—	—	SC602	—	—	—	—	—	SC600
1113855.....	—	—	—	SC602	—	—	—	—	—	SC600
1113856.....	—	—	—	SC602	—	—	—	—	—	SC600
1113858.....	—	—	—	SC602	—	—	—	—	—	SC600
1113864.....	—	—	—	SC602	—	—	—	—	—	—
1113867.....	—	—	—	SC602	—	—	—	—	—	SC600
1113872.....	—	—	—	SC602	—	—	—	—	—	SC600
1113873.....	—	—	—	SC602	—	—	—	—	—	SC600
1113874.....	—	—	—	SC602	—	—	—	—	—	SC600
1113875.....	—	—	—	SC602	—	—	—	—	—	SC600
1113876.....	—	—	—	SC602	—	—	—	SB132	SB133	SC600
1113877.....	—	—	—	SC602	—	—	—	—	—	SC600
1113878.....	—	—	—	SC602	—	—	—	—	—	SC600
1113879.....	—	—	—	SC602	—	—	—	—	—	SC600

PARTS FOR DELCO STARTERS

PARTS FOR DELCO STARTERS

NOTE: Additional starter parts appear on facing page.

Starter Number	C.E. Plate	D.E. Housing	Brush Holder Insulated	Brush Holder Ground	Brush Holder Kit	Fibre Washer	Oil Wick	Pipe Plug	Pin Brush Holder	Screw Pole Shoe
1113881.....	—	—	—	—	—	—	—	—	—	SC181
1113883.....	—	—	—	—	—	—	—	—	—	SC181
1113884.....	—	—	—	—	—	—	—	—	—	SC181
1113887.....	—	—	—	—	—	—	SC607	SC606	—	SC181
1113889.....	—	—	—	—	—	—	—	—	—	SC181
1113892.....	—	—	—	—	—	—	SC607	SC606	—	SC181
1113895.....	—	—	—	—	—	—	SC607	SC606	—	SC181
1113898.....	—	—	—	—	—	—	—	—	—	SC181
1113899.....	—	—	—	—	—	—	—	—	—	SC181
1113900.....	—	—	—	—	—	—	SC607	SC606	—	SC181
1113902.....	—	—	—	—	—	—	—	—	—	SC181
1113905.....	—	—	—	—	—	—	SC607	SC606	—	SC181
1113907.....	—	—	—	—	—	—	—	—	—	SC181
1113908.....	—	—	—	—	—	—	SC607	SC606	—	SC181
1113909.....	—	—	—	—	—	—	—	—	—	SC181
1113911.....	—	—	—	—	—	—	—	—	—	SC181
1113914.....	—	—	—	—	—	—	SC607	SC606	—	SC181
1113915.....	—	—	—	—	—	—	—	—	—	SC181
1113916.....	—	—	—	—	—	—	—	—	—	SC181
1113920.....	—	—	—	—	—	—	—	—	—	SC181
1113921.....	—	—	—	—	—	—	—	—	—	SC181
1113923.....	—	—	—	—	—	—	—	—	—	SC181
1113926.....	—	—	—	—	—	—	—	—	—	SC181
1113931.....	—	—	—	—	—	—	—	—	—	SC181
1113935.....	—	—	—	—	—	—	SC607	SC606	—	SC181
1113938.....	—	—	—	—	—	—	SC607	SC606	—	SC181
1113939.....	—	—	—	—	—	—	—	—	—	SC181
1113941.....	—	—	—	—	—	—	—	—	—	SC181
1113942.....	—	—	—	—	—	—	SC607	SC606	—	SC181
1113945.....	—	—	—	—	—	—	—	—	—	SC181
1113946.....	—	—	—	—	—	—	SC607	SC606	—	—
1113949.....	—	—	—	—	—	—	—	—	—	SC181
1113952.....	—	—	—	—	—	—	SC607	SC606	—	SC181
1113953.....	—	—	—	—	—	—	SC607	SC606	—	SC181
1113955.....	—	—	—	—	—	—	—	—	—	SC181
1113957.....	—	—	—	—	—	—	SC607	SC606	—	SC181
1113958.....	—	—	—	—	—	—	SC607	SC606	—	SC181
1113965.....	—	—	—	—	—	—	SC607	SC606	—	SC181
1113968.....	—	—	—	—	—	—	SC607	SC606	—	SC181
1113969.....	—	—	—	—	—	—	SC607	SC606	—	SC181
1113975.....	—	—	—	—	—	—	SC607	SC606	—	SC181
1113976.....	—	—	—	—	—	—	SC607	SC606	—	SC181
1113979.....	—	—	—	—	—	—	—	—	—	SC181
1113980.....	—	—	—	—	—	—	—	—	—	SC181
1113988.....	—	—	—	—	—	—	—	—	—	SC181
1113991.....	—	—	—	—	—	—	—	—	—	SC181
1113993.....	—	—	—	—	—	—	—	—	—	SC181
1113994.....	—	—	—	—	—	—	—	—	—	SC181
1113997.....	—	—	—	—	—	—	SC607	SC606	—	SC181
1113998.....	—	—	—	—	—	—	SC607	SC606	—	SC181
1114000.....	—	—	—	—	—	—	SC607	SC606	—	SC181
1114001.....	—	—	—	—	—	—	SC607	SC606	—	SC181
1114002.....	—	—	—	—	—	—	SC607	SC606	—	SC181
1114003.....	—	—	—	—	—	—	SC607	SC606	—	SC181
1114005.....	—	—	—	—	—	—	SC607	SC606	—	SC181
1114009.....	—	—	—	—	—	—	SC607	SC606	—	SC181
1114010.....	—	—	—	—	—	—	SC607	SC606	—	SC181
1114012.....	—	—	—	—	—	—	SC607	SC606	—	SC181
1114013.....	—	—	—	—	—	—	SC607	SC606	—	SC181
1114016.....	—	—	—	—	—	—	SC607	SC606	—	SC181
1114018.....	—	—	—	—	—	—	SC607	SC606	—	SC181
1114019.....	—	—	—	—	—	—	SC607	SC606	—	SC181
1114022.....	—	—	—	—	—	—	SC607	SC606	—	SC181
1114023.....	—	—	—	—	—	—	SC607	SC606	—	SC181
1114024.....	—	—	—	—	—	—	SC607	SC606	—	SC181
1114025.....	—	—	—	—	—	—	SC607	SC606	—	SC181

PARTS FOR DELCO STARTERS — Cont'd

Starter Number	Collar Stop	Lead Ground	Retainer Ring	Brake Washer	Bushing Lever Housing	Insulator Washer	Grommet	Bushing Bronze Lever Housing	Bushing Prefit Lever Housing	Brush Holder Plate Assy.
1113881	—	—	—	SC602	—	—	—	—	—	SC600
1113883	—	—	—	SC602	—	—	—	—	—	SC600
1113884	—	—	—	SC602	—	—	—	—	—	SC600
1113887	—	—	—	SC602	—	—	—	SB132	SB133	SC600
1113889	—	—	—	SC602	—	—	—	—	—	SC600
1113892	—	—	—	SC602	—	—	—	SB132	SB133	SC600
1113895	—	—	—	SC602	—	—	—	SB132	SB133	SC600
1113898	—	—	—	SC602	—	—	—	—	—	SC600
1113899	—	—	—	SC602	—	—	—	—	—	SC600
1113900	—	—	—	SC602	—	—	—	SB132	SB133	SC600
1113902	—	—	—	SC602	—	—	—	—	—	SC600
1113905	—	—	—	SC602	—	—	—	SB132	SB133	SC600
1113907	—	—	—	SC602	—	—	—	—	—	SC600
1113908	—	—	—	SC602	—	—	—	SB132	SB133	SC600
1113909	—	—	—	SC602	—	—	—	—	—	SC600
1113911	—	—	—	SC602	—	—	—	—	—	SC600
1113914	—	—	—	SC602	—	—	—	SB132	SB133	SC600
1113915	—	—	—	SC602	—	—	—	—	—	SC600
1113916	—	—	—	SC602	—	—	—	—	—	SC600
1113920	—	—	—	SC602	—	—	—	—	—	—
1113921	—	—	—	SC602	—	—	—	—	—	SC600
1113923	—	—	—	SC602	—	—	—	—	—	SC600
1113926	—	—	—	SC602	—	—	—	—	—	SC600
1113931	—	—	—	SC602	—	—	—	—	—	SC600
1113935	—	—	—	SC602	—	—	—	SB132	SB133	SC600
1113938	—	—	—	SC602	—	—	—	SB132	SB133	SC600
1113939	—	—	—	SC602	—	—	—	—	—	SC600
1113941	—	—	—	SC602	—	—	—	—	—	SC600
1113942	—	—	—	SC602	—	—	—	SB132	SB133	SC600
1113945	—	—	—	SC602	—	—	—	—	—	SC600
1113946	—	—	—	—	—	—	—	—	—	—
1113949	—	—	—	SC602	—	—	—	—	—	SC600
1113952	—	—	—	SC602	—	—	—	SB132	SB133	SC600
1113953	—	—	—	SC602	—	—	—	SB132	SB133	SC600
1113955	—	—	—	SC602	—	—	—	—	—	SC600
1113957	—	—	—	SC602	—	—	—	SB132	SB133	SC600
1113958	—	—	—	SC602	—	—	—	SB132	SB133	SC600
1113965	—	—	—	SC602	—	—	—	—	—	SC600
1113968	—	—	—	SC602	—	—	—	—	—	SC600
1113969	—	—	—	SC602	—	—	—	—	—	SC600
1113975	—	—	—	SC602	—	—	—	—	—	SC600
1113976	—	—	—	SC602	—	—	—	—	—	SC600
1113979	—	—	—	SC602	—	—	—	—	—	SC600
1113980	—	—	—	SC602	—	—	—	—	—	SC600
1113988	—	—	—	SC602	—	—	—	—	—	SC600
1113991	—	—	—	SC602	—	—	—	—	—	SC600
1113993	—	—	—	SC602	—	—	—	—	—	SC600
1113994	—	—	—	SC602	—	—	—	—	—	SC600
1113997	—	—	—	SC602	—	—	—	SB132	SB133	SC600
1113998	—	—	—	SC602	—	—	—	SB132	SB133	SC600
1114000	—	—	—	—	—	—	—	—	—	—
1114001	—	—	—	—	—	—	—	—	—	—
1114002	—	—	—	—	—	—	—	—	—	—
1114003	—	—	—	—	—	—	—	—	—	—
1114005	—	—	—	—	—	—	—	—	—	—
1114009	—	—	—	—	—	—	—	—	—	—
1114010	—	—	—	—	—	—	—	—	—	—
1114012	—	—	—	—	—	—	—	—	—	—
1114013	—	—	—	—	—	—	—	—	—	—
1114016	—	—	—	—	—	—	—	—	—	—
1114018	—	—	—	—	—	—	—	—	—	—
1114019	—	—	—	—	—	—	—	—	—	—
1114022	—	—	—	—	—	—	—	—	—	—
1114023	—	—	—	—	—	—	—	—	—	—
1114024	—	—	—	SC602	—	—	—	—	—	—
1114025	—	—	—	—	—	—	—	—	—	—

PARTS FOR DELCO STARTERS

PARTS FOR DELCO STARTERS — Cont'd

Starter Number	Collar Stop	Lead Ground	Retainer Ring	Brake Washer	Bushing Lever Housing	Insulator Washer	Grommet	Bushing Bronze Lever Housing	Bushing Prefit Lever Housing	Brush Holder Plate Assy.
1114026.....	—	—	—	—	—	—	—	—	—	—
1114027.....	—	—	—	—	—	—	—	—	—	—
1114029.....	—	—	—	—	—	—	—	—	—	—
1114036.....	—	—	—	SC602	—	—	—	—	—	—
1114049.....	—	—	—	—	—	—	—	—	—	—
1114051.....	—	—	—	SC602	—	—	—	SB132	SB133	—
1114052.....	—	—	—	SC602	—	—	—	SB132	SB133	SC600
1114053.....	—	—	—	—	—	—	—	—	—	—
1114055.....	—	—	—	SC602	—	—	—	SB132	SB133	SC600
1114057.....	—	—	—	SC602	—	—	—	SB132	SB133	—
1114058.....	—	—	—	SC602	—	—	—	SB132	SB133	SC600
1114059.....	—	—	—	SC602	—	—	—	SB132	SB133	SC600
1114062.....	—	—	—	SC602	—	—	—	—	—	SC600
1114064.....	—	—	—	SC602	—	—	—	SB132	SB133	SC600
1114065.....	—	—	—	SC602	—	—	—	SB132	SB133	—
1114066.....	—	—	—	SC602	—	—	—	SB132	SB133	—
1114068.....	—	—	—	—	—	—	—	—	—	SC600
1114070.....	—	—	—	SC602	—	—	—	SB132	SB133	SC600
1114071.....	—	—	—	SC602	—	—	—	SB132	SB133	—
1114072.....	—	—	—	SC602	—	—	—	SB132	SB133	SC600
1114074.....	—	—	—	SC602	—	—	—	SB132	SB133	SC600
1114076.....	—	—	—	SC602	—	—	—	SB132	SB133	SC600
1114077.....	—	—	—	SC602	—	—	—	SB132	SB133	SC600
1114078.....	—	—	—	SC602	—	—	—	SB132	SB133	SC600
1114079.....	—	—	—	SC602	—	—	—	SB132	SB133	SC600
1114080.....	—	—	—	SC602	—	—	—	SB132	SB133	SC600
1114081.....	—	—	—	SC602	—	—	—	SB132	SB133	SC600
1114082.....	—	—	—	SC602	—	—	—	SB132	SB133	—
1114083.....	—	—	—	SC602	—	—	—	SB132	SB133	—
1114084.....	—	—	—	SC602	—	—	—	SB132	SB133	—
1114085.....	—	—	—	SC602	—	—	—	SB132	SB133	—
1114086.....	—	—	—	SC602	—	—	—	SB132	SB133	SC600
1114087.....	—	—	—	SC602	—	—	—	SB132	SB133	—
1114088.....	—	—	—	SC602	—	—	—	SB132	SB133	SC600
1114089.....	—	—	—	—	—	—	—	—	—	—
1114090.....	—	—	—	SC602	—	—	—	SB132	SB133	SC600
1114092.....	—	—	—	SC602	—	—	—	SB132	SB133	—
1114095.....	—	—	—	SC602	—	—	—	—	—	—
1114096.....	—	—	—	SC602	—	—	—	SB132	SB133	SC600
1114097.....	—	—	—	SC602	—	—	—	SB132	SB133	SC600
1114098.....	—	—	—	SC602	—	—	—	SB132	SB133	SC600
1114099.....	—	—	—	SC602	—	—	—	SB132	SB133	—
1114100.....	—	—	—	SC602	—	—	—	—	—	SC600
1114101.....	—	—	—	SC602	—	—	—	SB132	SB133	SC600
1114104.....	—	—	—	SC602	—	—	—	SB132	SB133	SC600
1114105.....	—	—	—	SC602	—	—	—	SB132	SB133	SC600
1114106.....	—	—	—	SC602	—	—	—	SB132	SB133	SC600
1114107.....	—	—	—	SC602	—	—	—	SB132	SB133	SC600
1114109.....	—	—	—	SC602	—	—	—	SB132	SB133	SC600
1114110.....	—	—	—	SC602	—	—	—	SB132	SB133	SC600
1114111.....	—	—	—	SC602	—	—	—	SB132	SB133	SC600
1114112.....	—	—	—	SC602	—	—	—	SB132	SB133	SC600
1114113.....	—	—	—	SC602	—	—	—	SB132	SB133	SC600
1114114.....	—	—	—	SC602	—	—	—	SB132	SB133	—
1114115.....	—	—	—	SC602	—	—	—	SB132	SB133	SC600
1114116.....	—	—	—	SC602	—	—	—	SB132	SB133	—
1114117.....	—	—	—	SC602	—	—	—	SB132	SB133	—
1114119.....	—	—	—	SC602	—	—	—	SB132	SB133	SC600
1114120.....	—	—	—	SC602	—	—	—	SB132	SB133	SC600
1114121.....	—	—	—	SC602	—	—	—	SB132	SB133	SC600
1114122.....	—	—	—	SC602	—	—	—	SB132	SB133	—
1114123.....	—	—	—	SC602	—	—	—	SB132	SB133	SC600
1114126.....	—	—	—	SC602	—	—	—	SB132	SB133	SC600
1114127.....	—	—	—	SC602	—	—	—	SB132	SB133	SC600
1114128.....	—	—	—	SC602	—	—	—	SB132	SB133	SC600
1114129.....	—	—	—	SC602	—	—	—	SB132	SB133	SC600

PARTS FOR DELCO STARTERS

PARTS FOR DELCO STARTERS

NOTE: Additional starter parts appear on facing page.

Starter Number	C.E. Plate	D.E. Housing	Brush Holder Insulated	Brush Holder Ground	Brush Holder Kit	Fibre Washer	Oil Wick	Pipe Plug	Pin Brush Holder	Screw Pole Shoe
1114737	—	—	—	—	—	—	—	—	—	SC181
1114739	—	—	—	—	—	—	SC607	SC606	—	SC181
1114740	—	—	—	—	—	—	—	—	—	SC181
1114746	—	—	—	—	—	—	—	—	—	SC181
1114747	—	—	—	—	—	—	—	—	—	SC181
1114748	—	—	—	—	—	—	—	—	—	SC181
1114760	—	—	—	—	—	—	—	—	—	SC181
1114761	—	—	—	—	—	—	—	—	—	SC181
1114762	—	—	—	—	—	—	—	—	—	SC181
1114765	—	—	—	—	—	—	—	—	—	SC181
1114770	—	—	—	—	—	—	—	—	—	SC181
1114771	—	—	—	—	—	—	SC607	SC606	—	SC181
1114774	—	—	—	—	—	—	—	—	—	SC181
1114789	—	—	—	—	—	—	SC607	SC606	—	SC181
1114796	—	—	—	—	—	—	SC607	SC606	—	SC181
1114802	—	—	—	—	—	—	—	—	—	SC181
1114810	—	—	—	—	—	—	—	—	—	SC181
1114812	—	—	—	—	—	—	—	—	—	SC181
1114813	—	—	—	—	—	—	—	—	—	SC181
1114816	—	—	—	—	—	—	—	—	—	SC181
1114817	—	—	—	—	—	—	—	—	—	SC181
1114818	—	—	—	—	—	—	—	—	—	SC181
1114820	—	—	—	—	—	—	—	—	—	SC181
1114823	—	—	—	—	—	—	—	—	—	SC181
1114824	—	—	—	—	—	—	—	—	—	SC181
1114825	—	—	—	—	—	—	—	—	—	SC181
1114826	—	—	—	—	—	—	—	—	—	SC181
1114827	—	—	—	—	—	—	—	—	—	SC181
1114828	—	—	—	—	—	—	—	—	—	SC181
1114831	—	—	—	—	—	—	—	—	—	SC181
1114832	—	—	—	—	—	—	—	—	—	SC181
1114833	—	—	—	—	—	—	—	—	—	SC181
1114834	—	—	—	—	—	—	—	—	—	SC181
1114836	—	—	—	—	—	—	—	—	—	SC181
1114840	—	—	—	—	—	—	—	—	—	SC181
1114841	—	—	—	—	—	—	—	—	—	SC181
1114843	—	—	—	—	—	—	—	—	—	SC181
1114845	—	—	—	—	—	—	—	—	—	SC181
1114846	—	—	—	—	—	—	—	—	—	SC181
1114850	—	—	—	—	—	—	—	—	—	SC181
1114851	—	—	—	—	—	—	—	—	—	SC181
1114854	—	—	—	—	—	—	—	—	—	SC181
1114858	—	—	—	—	—	—	—	—	—	SC181
1114859	—	—	—	—	—	—	—	—	—	SC181
1114860	—	—	—	—	—	—	—	—	—	SC181
1114864	—	—	—	—	—	—	—	—	—	SC181
1114872	—	—	—	—	—	—	—	—	—	SC181
1114874	—	—	—	—	—	—	—	—	—	SC181
1114878	—	—	—	—	—	—	—	—	—	SC181
1114879	—	—	—	—	—	—	—	—	—	SC181
1114880	—	—	—	—	—	—	—	—	—	SC181
1114883	—	—	—	—	—	—	—	—	—	SC181
1114889	—	—	—	—	—	—	—	—	—	SC181
1114890	—	—	—	—	—	—	—	—	—	SC181
1114891	—	—	—	—	—	—	—	—	—	SC181
1114893	—	—	—	—	—	—	—	—	—	SC181
1114896	—	—	—	—	—	—	—	—	—	SC181
1114897	—	—	—	—	—	—	—	—	—	SC181
1114899	—	—	—	—	—	—	—	—	—	SC181
1114903	—	—	—	—	—	—	—	—	—	SC181
1114913	—	—	—	—	—	—	—	—	—	SC181
1114915	—	—	—	—	—	—	—	—	—	SC181
1114916	—	—	—	—	—	—	—	—	—	SC181
1114917	—	—	—	—	—	—	—	—	—	SC181
1114921	—	—	—	—	—	—	—	—	—	SC181
1114923	—	—	—	—	—	—	—	—	—	SC181

PARTS FOR DELCO STARTERS

PARTS FOR DELCO STARTERS

NOTE: Additional starter parts appear on facing page.

Starter Number	C.E. Plate	D.E. Housing	Brush Holder Insulated	Brush Holder Ground	Brush Holder Kit	Fibre Washer	Oil Wick	Pipe Plug	Pin Brush Holder	Screw Pole Shoe
1114737	—	—	—	—	—	—	—	—	—	SC181
1114739	—	—	—	—	—	—	SC607	SC606	—	SC181
1114740	—	—	—	—	—	—	—	—	—	SC181
1114746	—	—	—	—	—	—	—	—	—	SC181
1114747	—	—	—	—	—	—	—	—	—	SC181
1114748	—	—	—	—	—	—	—	—	—	SC181
1114760	—	—	—	—	—	—	—	—	—	SC181
1114761	—	—	—	—	—	—	—	—	—	SC181
1114762	—	—	—	—	—	—	—	—	—	SC181
1114765	—	—	—	—	—	—	—	—	—	SC181
1114770	—	—	—	—	—	—	—	—	—	SC181
1114771	—	—	—	—	—	—	SC607	SC606	—	SC181
1114774	—	—	—	—	—	—	—	—	—	SC181
1114789	—	—	—	—	—	—	SC607	SC606	—	SC181
1114796	—	—	—	—	—	—	SC607	SC606	—	SC181
1114802	—	—	—	—	—	—	—	—	—	SC181
1114810	—	—	—	—	—	—	—	—	—	SC181
1114812	—	—	—	—	—	—	—	—	—	SC181
1114813	—	—	—	—	—	—	—	—	—	SC181
1114816	—	—	—	—	—	—	—	—	—	SC181
1114817	—	—	—	—	—	—	—	—	—	SC181
1114818	—	—	—	—	—	—	—	—	—	SC181
1114820	—	—	—	—	—	—	—	—	—	SC181
1114823	—	—	—	—	—	—	—	—	—	SC181
1114824	—	—	—	—	—	—	—	—	—	SC181
1114825	—	—	—	—	—	—	—	—	—	SC181
1114826	—	—	—	—	—	—	—	—	—	SC181
1114827	—	—	—	—	—	—	—	—	—	SC181
1114828	—	—	—	—	—	—	—	—	—	SC181
1114831	—	—	—	—	—	—	—	—	—	SC181
1114832	—	—	—	—	—	—	—	—	—	SC181
1114833	—	—	—	—	—	—	—	—	—	SC181
1114834	—	—	—	—	—	—	—	—	—	SC181
1114836	—	—	—	—	—	—	—	—	—	SC181
1114840	—	—	—	—	—	—	—	—	—	SC181
1114841	—	—	—	—	—	—	—	—	—	SC181
1114843	—	—	—	—	—	—	—	—	—	SC181
1114845	—	—	—	—	—	—	—	—	—	SC181
1114846	—	—	—	—	—	—	—	—	—	SC181
1114850	—	—	—	—	—	—	—	—	—	SC181
1114851	—	—	—	—	—	—	—	—	—	SC181
1114854	—	—	—	—	—	—	—	—	—	SC181
1114858	—	—	—	—	—	—	—	—	—	SC181
1114859	—	—	—	—	—	—	—	—	—	SC181
1114860	—	—	—	—	—	—	—	—	—	SC181
1114864	—	—	—	—	—	—	—	—	—	SC181
1114872	—	—	—	—	—	—	—	—	—	SC181
1114874	—	—	—	—	—	—	—	—	—	SC181
1114878	—	—	—	—	—	—	—	—	—	SC181
1114879	—	—	—	—	—	—	—	—	—	SC181
1114880	—	—	—	—	—	—	—	—	—	SC181
1114883	—	—	—	—	—	—	—	—	—	SC181
1114889	—	—	—	—	—	—	—	—	—	SC181
1114890	—	—	—	—	—	—	—	—	—	SC181
1114891	—	—	—	—	—	—	—	—	—	SC181
1114893	—	—	—	—	—	—	—	—	—	SC181
1114896	—	—	—	—	—	—	—	—	—	SC181
1114897	—	—	—	—	—	—	—	—	—	SC181
1114899	—	—	—	—	—	—	—	—	—	SC181
1114903	—	—	—	—	—	—	—	—	—	SC181
1114913	—	—	—	—	—	—	—	—	—	SC181
1114915	—	—	—	—	—	—	—	—	—	SC181
1114916	—	—	—	—	—	—	—	—	—	SC181
1114917	—	—	—	—	—	—	—	—	—	SC181
1114921	—	—	—	—	—	—	—	—	—	SC181
1114923	—	—	—	—	—	—	—	—	—	SC181

PARTS FOR DELCO STARTERS — Cont'd

Starter Number	Collar Stop	Lead Ground	Retainer Ring	Brake Washer	Bushing Lever Housing	Insulator Washer	Grommet	Bushing Bronze Lever Housing	Bushing Prefit Lever Housing	Brush Holder Plate Assy.
1114737.....	—	—	—	SC602	—	—	—	—	—	SC600
1114739.....	—	—	—	SC602	—	—	—	SB132	SB133	SC600
1114740.....	—	—	—	SC602	—	—	—	—	—	SC600
1114746.....	—	—	—	SC602	—	—	—	—	—	SC600
1114747.....	—	—	—	SC602	—	—	—	—	—	SC600
1114748.....	—	—	—	SC602	—	—	—	—	—	SC600
1114760.....	—	—	—	SC602	—	—	—	—	—	—
1114761.....	—	—	—	SC602	—	—	—	—	—	—
1114762.....	—	—	—	SC602	—	—	—	—	—	—
1114765.....	—	—	—	SC602	—	—	—	—	—	—
1114770.....	—	—	—	SC602	—	—	—	—	—	SC600
1114771.....	—	—	—	SC602	—	—	—	—	—	SC600
1114774.....	—	—	—	SC602	—	—	—	—	—	SC600
1114789.....	—	—	—	SC602	—	—	—	—	—	SC600
1114796.....	—	—	—	SC602	—	—	—	—	—	—
1114802.....	—	—	—	SC602	—	—	—	—	—	SC600
1114810.....	—	—	—	SC602	—	—	—	—	—	—
1114812.....	—	—	—	SC602	—	—	—	—	—	—
1114813.....	—	—	—	SC602	—	—	—	—	—	—
1114816.....	—	—	—	SC602	—	—	—	—	—	—
1114817.....	—	—	—	SC602	—	—	—	—	—	—
1114818.....	—	—	—	SC602	—	—	—	—	—	—
1114820.....	—	—	—	SC602	—	—	—	—	—	—
1114823.....	—	—	—	SC602	—	—	—	—	—	—
1114824.....	—	—	—	SC602	—	—	—	—	—	—
1114825.....	—	—	—	SC602	—	—	—	—	—	—
1114826.....	—	—	—	SC602	—	—	—	—	—	—
1114827.....	—	—	—	SC602	—	—	—	—	—	—
1114828.....	—	—	—	SC602	—	—	—	—	—	—
1114831.....	—	—	—	SC602	—	—	—	—	—	—
1114832.....	—	—	—	SC602	—	—	—	—	—	—
1114833.....	—	—	—	SC602	—	—	—	—	—	—
1114834.....	—	—	—	SC602	—	—	—	—	—	—
1114836.....	—	—	—	SC602	—	—	—	—	—	—
1114840.....	—	—	—	SC602	—	—	—	—	—	—
1114841.....	—	—	—	SC602	—	—	—	—	—	—
1114843.....	—	—	—	SC602	—	—	—	—	—	—
1114845.....	—	—	—	SC602	—	—	—	—	—	—
1114846.....	—	—	—	SC602	—	—	—	—	—	—
1114850.....	—	—	—	SC602	—	—	—	—	—	—
1114851.....	—	—	—	SC602	—	—	—	—	—	—
1114854.....	—	—	—	SC602	—	—	—	—	—	—
1114858.....	—	—	—	SC602	—	—	—	—	—	—
1114859.....	—	—	—	SC602	—	—	—	—	—	—
1114860.....	—	—	—	SC602	—	—	—	—	—	—
1114864.....	—	—	—	SC602	—	—	—	—	—	—
1114872.....	—	—	—	SC602	—	—	—	—	—	—
1114874.....	—	—	—	SC602	—	—	—	—	—	—
1114878.....	—	—	—	SC602	—	—	—	—	—	—
1114879.....	—	—	—	SC602	—	—	—	—	—	—
1114880.....	—	—	—	SC602	—	—	—	—	—	—
1114883.....	—	—	—	SC602	—	—	—	—	—	—
1114889.....	—	—	—	SC602	—	—	—	—	—	—
1114890.....	—	—	—	SC602	—	—	—	—	—	—
1114891.....	—	—	—	SC602	—	—	—	—	—	—
1114893.....	—	—	—	SC602	—	—	—	—	—	—
1114896.....	—	—	—	SC602	—	—	—	—	—	—
1114897.....	—	—	—	SC602	—	—	—	—	—	—
1114899.....	—	—	—	SC602	—	—	—	—	—	—
1114903.....	—	—	—	SC602	—	—	—	—	—	—
1114913.....	—	—	—	SC602	—	—	—	—	—	—
1114915.....	—	—	—	SC602	—	—	—	—	—	—
1114916.....	—	—	—	SC602	—	—	—	—	—	—
1114917.....	—	—	—	SC602	—	—	—	—	—	SC600
1114921.....	—	—	—	SC602	—	—	—	—	—	—
1114923.....	—	—	—	SC602	—	—	—	—	—	—

PARTS FOR DELCO STARTERS

PARTS FOR DELCO STARTERS

NOTE: Additional starter parts appear on facing page.

Starter Number	C.E. Plate	D.E. Housing	Brush Holder Insulated	Brush Holder Ground	Brush Holder Kit	Fibre Washer	Oil Wick	Pipe Plug	Pin Brush Holder	Screw Pole Shoe
1114927.....	—	—	—	—	—	—	—	—	—	SC181
1114935.....	—	—	—	—	—	—	—	—	—	SC181
1114958.....	—	—	—	—	—	—	—	—	—	—
1114961.....	—	—	—	—	—	—	—	—	—	SC181
1114963.....	—	—	—	—	—	—	—	—	—	SC181
1114964.....	—	—	—	—	—	—	—	—	—	SC181
1114993.....	—	—	—	—	—	—	—	—	—	SC181
1114997.....	—	—	—	—	—	—	—	—	—	SC181
1114999.....	—	—	—	—	—	—	—	—	—	SC181
1990228.....	—	—	—	—	—	—	—	—	—	SC181
1990229.....	—	—	—	—	—	—	—	—	—	SC181
1990231.....	—	—	—	—	—	—	—	—	—	SC181
1990232.....	—	—	—	—	—	—	—	—	—	SC181
1990233.....	—	—	—	—	—	—	—	—	—	SC181
1990234.....	—	—	—	—	—	—	—	—	—	SC181
1990235.....	—	—	—	—	—	—	—	—	—	SC181
1990237.....	—	—	—	—	—	—	—	—	—	SC181
1990238.....	—	—	—	—	—	—	—	—	—	SC181
1990240.....	—	—	—	—	—	—	—	—	—	SC181
1990248.....	—	—	—	—	—	—	—	—	—	SC181
1990250.....	—	—	—	—	—	—	—	—	—	SC181
1990251.....	—	—	—	—	—	—	—	—	—	SC181
1990261.....	—	—	—	—	—	—	—	—	—	SC181
1990262.....	—	—	—	—	—	—	—	—	—	SC181
1990265.....	—	—	—	—	—	—	—	—	—	SC181
1990266.....	—	—	—	—	—	—	—	—	—	SC181
1990269.....	—	—	—	—	—	—	—	—	—	SC181
1990270.....	—	—	—	—	—	—	—	—	—	SC181
1990273.....	—	—	—	—	—	—	—	—	—	SC181
1990274.....	—	—	—	—	—	—	—	—	—	SC181
1990275.....	—	—	—	—	—	—	—	—	—	SC181
1998205.....	SC158	—	—	—	—	—	—	—	—	SC181
1998207.....	—	—	—	—	—	SC177	—	—	—	SC181
1998208.....	—	—	—	—	—	—	—	—	—	SC181
1998210.....	—	—	—	—	—	—	—	—	—	SC181
1998215.....	—	—	—	—	—	—	—	—	—	SC181
1998216.....	—	—	—	—	—	—	—	—	—	SC181
1998217.....	—	—	—	—	—	—	—	—	—	SC181
1998218.....	—	—	—	—	—	SC177	—	—	—	SC181
1998220.....	—	—	—	—	—	—	—	—	—	SC181
1998221.....	—	—	—	—	—	—	—	—	—	SC181
1998222.....	SC158	—	—	—	—	—	—	—	—	SC181
1998223.....	SC158	—	—	—	—	—	—	—	—	SC181
1998224.....	—	—	—	—	—	—	—	—	—	SC181
1998225.....	SC158	—	—	—	—	—	—	SC606	—	SC181
1998227.....	SC158	—	—	—	—	—	—	—	—	SC181
1998229.....	—	—	—	—	—	—	—	—	—	SC181
1998230.....	—	—	—	—	—	—	—	—	—	SC181
1998231.....	—	—	—	—	—	—	—	—	—	SC181
1998233.....	SC158	—	—	—	—	—	—	—	—	SC181
1998234.....	SC158	—	—	—	—	—	—	—	—	SC181
1998236.....	SC158	—	—	—	—	—	—	—	—	SC181
1998237.....	SC158	—	—	—	—	—	—	—	—	SC181
1998238.....	SC158	—	—	—	—	—	—	—	—	SC181
1998239.....	SC158	—	—	—	—	—	—	—	—	SC181
1998240.....	SC158	—	—	—	—	—	—	—	—	SC181
1998241.....	SC158	—	—	—	—	—	—	—	—	SC181
1998243.....	—	—	—	—	—	—	—	—	—	SC181
1998244.....	—	—	—	—	—	—	—	—	—	SC181
1998245.....	—	—	—	—	—	—	—	—	—	SC181
1998248.....	—	—	—	—	—	—	—	—	—	SC181
1998249.....	—	—	—	—	—	—	—	—	—	SC181
1998250.....	—	—	—	—	—	—	—	—	—	SC181
1998256.....	—	—	—	—	—	—	—	—	—	SC181
1998257.....	—	—	—	—	—	—	—	—	—	SC181
1998259.....	—	—	—	—	—	—	—	—	—	SC181

PARTS FOR DELCO STARTERS — Cont'd

Starter Number	Collar Stop	Lead Ground	Retainer Ring	Brake Washer	Bushing Lever Housing	Insulator Washer	Grommet	Bushing Bronze Lever Housing	Bushing Prefit Lever Housing	Brush Holder Plate Assy.
1114927.....	—	—	—	SC602	—	—	—	—	—	—
1114935.....	—	—	—	SC602	—	—	—	—	—	—
1114958.....	—	—	—	SC602	—	—	—	—	—	—
1114961.....	—	—	—	SC602	—	—	—	—	—	—
1114963.....	—	—	—	SC602	—	—	—	—	—	—
1114964.....	—	—	—	SC602	—	—	—	—	—	—
1114993.....	—	—	—	SC602	—	—	—	—	—	—
1114997.....	—	—	—	SC602	—	—	—	—	—	—
1114999.....	—	—	—	SC602	—	—	—	—	—	—
1990228.....	—	—	—	SC602	—	—	—	—	—	—
1990229.....	—	—	—	SC602	—	—	—	—	—	—
1990231.....	—	—	—	SC602	—	—	—	—	—	—
1990232.....	—	—	—	SC602	—	—	—	—	—	—
1990233.....	—	—	—	SC602	—	—	—	—	—	—
1990234.....	—	—	—	SC602	—	—	—	—	—	—
1990235.....	—	—	—	SC602	—	—	—	—	—	—
1990237.....	—	—	—	SC602	—	—	—	—	—	—
1990238.....	—	—	—	SC602	—	—	—	—	—	—
1990240.....	—	—	—	SC602	—	—	—	—	—	—
1990248.....	—	—	—	SC602	—	—	—	—	—	—
1990250.....	—	—	—	SC602	—	—	—	—	—	—
1990251.....	—	—	—	SC602	—	—	—	—	—	—
1990261.....	—	—	—	SC602	—	—	—	—	—	—
1990262.....	—	—	—	SC602	—	—	—	—	—	—
1990265.....	—	—	—	SC602	—	—	—	—	—	—
1990266.....	—	—	—	SC602	—	—	—	—	—	—
1990269.....	—	—	—	SC602	—	—	—	—	—	—
1990270.....	—	—	—	SC602	—	—	—	—	—	—
1990273.....	—	—	—	SC602	—	—	—	—	—	—
1990274.....	—	—	—	SC602	—	—	—	—	—	—
1990275.....	—	—	—	SC602	—	—	—	—	—	—
1998205.....	—	—	—	—	—	—	—	—	—	—
1998207.....	SC173	—	SC174	—	—	—	—	—	—	—
1998208.....	SC173	—	SC174	—	—	—	—	—	—	—
1998210.....	SC173	—	SC174	—	—	—	—	—	—	—
1998215.....	—	—	—	—	—	—	—	—	—	—
1998216.....	—	—	—	—	—	—	—	—	—	—
1998217.....	—	—	—	—	—	—	—	—	—	—
1998218.....	SC173	—	SC174	—	—	—	—	—	—	—
1998220.....	—	—	—	—	—	—	—	—	—	—
1998221.....	—	—	—	—	—	—	—	—	—	—
1998222.....	—	—	—	—	—	—	—	—	—	—
1998223.....	—	—	—	—	—	—	—	—	—	—
1998224.....	—	—	—	—	—	—	—	—	—	—
1998225.....	—	—	—	—	—	—	—	—	—	—
1998227.....	—	—	—	—	—	—	—	—	—	—
1998229.....	—	—	—	—	—	—	—	—	—	—
1998230.....	—	—	—	—	—	—	—	—	—	—
1998231.....	—	—	—	—	—	—	—	—	—	—
1998233.....	—	—	—	—	—	—	—	—	—	—
1998234.....	—	—	—	—	—	—	—	—	—	—
1998236.....	—	—	—	—	—	—	—	—	—	—
1998237.....	—	—	—	—	—	—	—	—	—	—
1998238.....	—	—	—	—	—	—	—	—	—	—
1998239.....	—	—	—	—	—	—	—	—	—	—
1998240.....	—	—	—	—	—	—	—	—	—	—
1998241.....	—	—	—	—	—	—	—	—	—	—
1998243.....	—	—	—	—	—	—	—	—	—	—
1998244.....	—	—	—	—	—	—	—	—	—	—
1998245.....	—	—	—	—	—	—	—	—	—	—
1998248.....	—	—	—	—	—	—	—	—	—	—
1998249.....	—	—	—	—	—	—	—	—	—	—
1998250.....	—	—	—	—	—	—	—	—	—	—
1998256.....	—	—	—	—	—	—	—	—	—	—
1998257.....	—	—	—	—	—	—	—	—	—	—
1998259.....	SC173	—	SC174	—	—	—	—	—	—	—

PARTS FOR DELCO STARTERS

PARTS FOR DELCO STARTERS

NOTE: Additional starter parts appear on facing page.

Starter Number	C.E. Plate	D.E. Housing	Brush Holder Insulated	Brush Holder Ground	Brush Holder Kit	Fibre Washer	Oil Wick	Pipe Plug	Pin Brush Holder	Screw Pole Shoe
1998262.....	—	—	—	—	—	—	—	—	—	SC181
1998263.....	—	—	—	—	—	SC177	—	—	—	SC181
1998266.....	—	—	—	—	—	SC177	—	—	—	SC181
1998267.....	—	—	—	—	—	—	—	—	—	SC181
1998273.....	—	—	—	—	—	SC177	—	—	—	SC181
1998281.....	—	—	—	—	—	—	—	—	—	SC181
1998301.....	—	—	—	—	—	SC177	—	—	—	—
1998306.....	—	—	—	—	—	SC177	—	—	—	SC181
1998396.....	—	—	—	—	—	—	—	—	—	SC181
1998397.....	—	—	—	—	—	—	—	—	—	SC181
1998402.....	SC158	—	—	—	—	SC177	—	—	—	SC181
1998403.....	SC158	—	—	—	—	SC177	SC607	SC606	—	SC181
1998410.....	—	—	—	—	—	SC177	—	SC606	—	SC181
1998412.....	—	—	—	—	—	SC177	SC607	SC606	—	SC181
1998424.....	—	—	—	—	—	SC177	SC607	SC606	—	SC181
1998552.....	—	—	—	—	—	—	—	—	—	SC181
1998553.....	—	—	—	—	—	—	—	—	—	SC181

PARTS FOR DELCO STARTERS — Cont'd

Starter Number	Collar Stop	Lead Ground	Retainer Ring	Brake Washer	Bushing Lever Housing	Insulator Washer	Grommet	Bushing Bronze Lever Housing	Bushing Prefit Lever Housing	Brush Holder Plate Assy.
1998262.....	SC173	—	SC174	—	—	—	—	—	—	—
1998263.....	SC173	—	SC174	—	—	—	—	—	—	—
1998266.....	SC173	—	SC174	—	—	—	—	—	—	—
1998267.....	SC173	—	SC174	—	—	—	—	—	—	—
1998273.....	SC173	—	SC174	—	—	—	—	—	—	—
1998281.....	SC173	—	SC174	—	—	—	—	—	—	—
1998301.....	SC173	—	SC174	—	—	—	—	—	—	—
1998306.....	SC173	—	SC174	—	—	—	—	—	—	—
1998396.....	—	—	—	—	—	—	—	—	—	—
1998397.....	—	—	—	—	—	—	—	—	—	—
1998402.....	SC173	—	SC174	—	—	—	—	—	—	—
1998403.....	SC173	—	SC174	—	—	—	—	—	—	—
1998410.....	SC173	—	SC174	—	—	—	—	—	—	—
1998412.....	SC173	—	SC174	—	—	—	—	—	—	—
1998424.....	SC173	—	SC174	—	—	—	—	—	—	—
1998552.....	SC173	—	SC174	—	—	—	—	—	—	—
1998553.....	SC173	—	SC174	—	—	—	—	—	—	—

SC178 OIL SEAL FOR DELCO STARTER NUMBERS					
1113169	1113259	1113373	1113405	1113442	1113650
1113253	1113261	1113391	1113428	1113445	1113664
1113257	1113262	1113402	1113436	1113644	1113669

PARTS FOR FORD STARTERS

PARTS FOR FORD STARTERS

Starter Number	Pin	Retainer Kit	Leather Washer	C.E. Plate	Post Kit	Cover Gasket	Contact Kit
C2DF-11001-A.....	—	SDK1	SC450	—	—	—	SC186
C2DF-11001-B.....	—	SDK1	SC450	—	—	—	SC186
C2DF-11001-C.....	—	SDK1	SC450	—	—	—	SC186
C2DF-11001-D.....	—	SDK1	SC450	—	—	—	SC186
C2DF-11001-E.....	—	SDK1	SC450	—	—	—	SC186
C2DF-11001-F.....	—	SDK1	SC450	—	—	—	SC186
C2DF-11001-G.....	—	SDK1	SC450	—	—	—	SC186
C2DF-11001-H.....	—	SDK1	SC450	—	—	—	SC186
C3DF-11001-A.....	—	SDK1	SC450	—	—	—	SC186
C3DF-11001-B.....	—	SDK1	SC450	—	—	—	SC186
C3AF-11001-D.....	—	SDK1	SC450	—	—	—	SC186
C3OF-11001-A.....	—	SDK1	—	SC188	—	SC704	—
C4DF-11001-A.....	—	SDK1	SC450	—	—	—	SC186
C4DF-11001-B.....	—	SDK1	SC450	—	—	—	SC186
C4OF-11001-A.....	—	SDK1	—	SC188	SC703	SC704	—
C4OF-11001-B.....	—	SDK1	—	SC188	SC703	SC704	—
C4TF-11001-A.....	—	SDK1	—	SC188	—	SC704	—
C4TF-11001-B.....	—	SDK1	—	SC188	—	—	—
C4ZF-11001-A.....	—	SDK1	—	SC188	SC703	SC704	—
C5AF-11001-A.....	—	SDK1	—	SC188	SC703	SC704	—
C5TF-11001-A.....	—	SDK1	—	SC188	SC703	SC704	—
C5TF-11001-B.....	—	SDK1	—	SC188	SC703	SC704	—
C6AF-11001-A.....	—	SDK1	—	SC188	SC703	SC704	—
C6OF-11001-A.....	—	SDK1	—	SC188	—	SC704	—
C6VF-11001-A.....	—	SDK1	—	SC188	SC703	SC704	—
C7AF-11001-A.....	—	SDK1	—	SC188	SC703	SC704	—
C7AF-11001-B.....	—	SDK1	—	SC188	SC703	SC704	—
C7AF-11001-C.....	—	SDK1	—	SC188	SC703	SC704	—
C7AF-11001-D.....	—	—	SC450	—	—	—	SC186
C7AF-11001-F.....	—	SDK1	—	SC188	SC703	SC704	—
C7OF-11001-A.....	—	—	SC450	—	—	—	SC186
C7OF-11001-A.....	—	SDK1	—	SC188	SC703	SC704	—
C7TF-11001-A.....	—	SDK1	—	SC188	—	—	—
C7TF-11001-B.....	—	SDK1	—	SC188	SC703	—	—
C9AF-11001-B.....	—	SDK1	—	SC188	SC703	SC704	—
DOAF-11001-A.....	—	SDK1	—	SC188	SC703	SC704	—
DOAF-11001-B.....	—	SDK1	—	SC188	SC703	SC704	—
DOAF-11001-C.....	—	SDK1	—	SC188	SC703	SC704	—
DODF-11001-A.....	—	SDK1	SC450	—	—	—	SC186
DOTF-11001-A.....	—	SDK1	—	SC188	SC703	SC704	—
D2AF-11001-BA.....	—	SDK1	—	—	SC703	SC704	—
D2DF-11001-CA.....	—	SDK1	—	—	SC703	SC704	—
D2DF-11001-DA.....	—	SDK1	—	—	SC703	SC704	—
D2DF-11001-EA.....	—	SDK1	—	SC188	—	—	—
D2OF-11001-AA.....	—	SDK1	—	SC188	SC703	SC704	—
D2TF-11001-AA.....	—	SDK1	—	SC188	SC703	SC704	—
D2TF-11001-BA.....	—	SDK1	—	SC188	SC703	SC704	—
D3TF-11001-CA.....	—	SDK1	—	SC188	—	—	—
D3TF-11001-DA.....	—	SDK1	—	SC188	—	—	—
D5AF-11001-AB.....	—	SDK1	—	SC188	—	—	—
D5AF-11001-EA.....	—	SDK1	—	SC188	SC703	SC704	—
D5OF-11001-AA.....	—	SDK1	—	SC188	SC703	SC704	—
D5OF-11001-BA.....	—	SDK1	—	SC188	SC703	SC704	—
D5TF-11001-AA.....	—	SDK1	—	SC188	SC703	SC704	—
D5TF-11001-BA.....	—	SDK1	—	SC188	—	—	—
D5TF-11001-DA.....	—	SDK1	—	SC188	SC703	SC704	—
D6AF-11001-AA.....	—	SDK1	—	SC188	—	—	—
D6AF-11001-BA.....	—	SDK1	—	SC188	SC703	SC704	—
D6OF-11001-AA.....	—	SDK1	—	SC188	SC703	SC704	—
D6TF-11001-AA.....	—	SDK1	—	SC188	SC703	SC704	—
D6TF-11001-BA.....	—	SDK1	—	SC188	SC703	SC704	—
D6TF-11001-CA.....	—	SDK1	—	SC188	—	—	—
D6TF-11001-DA.....	—	SDK1	—	SC188	SC703	SC704	—
D8AF-11001-AA.....	—	SDK1	—	—	—	SC704	—
D8AF-11001-BA.....	—	SDK1	—	—	—	SC704	—

BORG-WARNER BRAND "P" IGNITION NUMBERS


CONTACT SETS

- Unitized Nylon Arm & Rubbing Block
- 4 Rivets for Added Strength
- Highly Polished Finish On Tungsten Contacts
- Rust-Resistant Plating
- Stainless Steel Spring




CONDENSERS

- Precision Wound Windings
- Neoprene Rubber End Seal
- Rust-Resistant Finish
- Mylar Insulation



DISTRIBUTOR CAPS

- ARC-Resistant, Dielectric Material
- Withstand Very Low & High Temperature Changes
- Precision Molded for Exact Air Gap
- Interior Ribs to Prevent Flashover & Added Strength



ROTORS

- ARC-Resistant, Dielectric Material
- Reinforced Ribs to Minimize Flashover & Added Strength
- Stainless Steel Spring
- Precision Cut Blade



Borg-Warner Brand No.	Borg-Warner Brand "P" No.	Borg-Warner Brand No.	Borg-Warner Brand "P" No.	Borg-Warner Brand No.	Borg-Warner Brand "P" No.
A97V	A97P	C244	C244P	D219	D219P
A101V	A101P	C262	C262P	D220	D220P
A109V	A109P	C266	C266P	D555	D555P
A110V	A110P	C546	C546P	D559	D559P
A114V	A114P	C555	C555P	D563	D563P
A120	A120P	C557	C557P	D571	D571P
A520	A520P	C561	C561P	D575	D575P
A521	A521P	C563	C563P	D577	D577P
A534	A534P	C589	C589P	D590	D590P
A536	A536P	C605	C605P	D592	D592P
A538	A538P	CBE2	CBE2P	D600	D600P
A2120	A2120P	CBE3	CBE3P	E30	E30P
C137	C137P	CBE4	CBE4P	E39	E39P
C154	C154P	CBE7	CBE7P	E42	E42P
C158	C158P	CBE9	CBE9P	E43	E43P
C168	C168P	CBE11	CBE11P	E71	E71P
C182	C182P	CBE13	CBE13P	G120A	G120P
C183	C183P	CBE14	CBE14P	G125	G125P
C184	C184P	D138	D138P	G126	G126P
C186	C186P	D147	D147P	G128	G128P
C187	C187P	D152	D152P	G132	G132P
C190	C190P	D157	D157P	G583	G583P
C191	C191P	D158	D158P	G592	G592P
C192	C192P	D164	D164P	G599	G599P
C193	C193P	D166	D166P	G603	G603P
C194	C194P	D167	D167P	G613	G613P
C195	C195P	D188	D188P	G630	G630P
C197	C197P	D189	D189P	G637	G637P
C198	C198P	D197	D197P	R280	R280P
C212	C212P	D198	D198P	R281	R281P
C213	C213P	D204	D204P	R291	R291P
C218	C218P	D205	D205P	R296	R296P
C219	C219P	D206	D206P	R298	R298P
C220	C220P	D207	D207P	S58	S58P
C238	C238P	D213	D213P	S63	S63P
C242	C242P	D214	D214P	S100	S100P
C243	C243P	D216	D216P		