



COILHOSE PNEUMATICS

Look to the Industry's Leading Manufacturer of Air Tool Accessories and Air Line Controls

Coilhose Pneumatics' success can be attributed to providing unsurpassed quality, superior product design, and outstanding customer service. All of these combined have made us the industry's leader.

We strive to become your number one source for quality air tool accessories and air line controls. Look to Coilhose Pneumatics when you expect quality at every level – from manufacturing and assembly to customer service and delivery.

Worldwide service is provided through our East and West Coast offices and manufacturing facilities, each offering professional customer service personnel, ample inventory, and prompt and accurate delivery.



Coilhose East: East Brunswick, New Jersey Phone: 732.390.8480 Fax: 732.390.9693

Coilhose West: McMinnville, Oregon Phone: 503.434.5964 Fax: 503.472.1989

FLEXCEL
The Most Flexible,
Lightweight, Durable
Reinforced
Available

www.coilhose.com

**Coilhose Pneumatics –
For All Your Pneumatic Accessory Needs**

NEW PRODUCT SHOWCASE

FilterPlug™

Our new patent-pending FilterPlug incorporates the features of an in-line filter directly into the pneumatic connector, or plug. Ideal for pneumatic nailers, sanders, or any tool operating in a dirty, dusty, or sandy environment. This unit provides at-the-tool filtration and reduces tool wear and downtime.



- Sintered-bronze filter element protects and extends tool life.
- Provides at-the-tool filtration without added weight or bulk.
- Available for any 1/4" or 3/8" FPT inlet air tool.
- Available in 1/4" body size in Industrial, ARO, and Automotive Interchanges.
- Available in 3/8" body size in Industrial and Automotive Interchanges.
- Back pressure from tool automatically flushes filter upon tool disconnection.

| Description | Model |
|---------------------------------------|----------|
| 1/4" ARO Interchange, 1/4" MPT | 1401LF |
| 1/4" Industrial Interchange, 1/4" MPT | 1501LF |
| 1/4" Automotive Int, 1/4" MPT | 1601LF |
| 1/4" ARO Interchange, 3/8" MPT | 1403LF |
| 1/4" Industrial Interchange, 3/8" MPT | 1503LF |
| 1/4" Automotive Int, 3/8" MPT | 1603LF |
| 3/8" Industrial Interchange, 3/8" MPT | 5801LF |
| 3/8" Industrial Interchange, 1/4" MPT | 5803LF |
| 3/8" Automotive Interchange, 3/8" MPT | 5901LF |
| 3/8" Automotive Interchange, 1/4" MPT | 5903LF |
| Filtering Connector Element Kit | ILFC-KIT |

All of these models listed above, with the exception of the kit, are also available in blister card display packaging. Add the -DL suffix to specify the part number on ordering.

Economy Regulator Complete with Gauge and Quick Disconnects

Designed for in-line use with small, portable compressors, this unit provides accurate yet cost-effective air regulation. The regulator features a die-cast zinc body and comes complete with dial gauge and 1/4" Industrial or Automotive Interchange coupler and connector.



| Description | Model |
|--|----------|
| Regulator w/ 1/4" Industrial Interchange | ER02-15X |
| Regulator w/ 1/4" Automotive Interchange | ER02-16X |

- Small envelope size.
- Regulates from 5 to 125 PSI, flows 18 CFM at 100 PSI and comes complete with 0-160 PSI dial gauge.
- Features 1/4" FPT inlet and outlet ports; comes complete with either Industrial or Automotive Interchange six-ball coupler and connector.

Manifold Coupler / Whip Hose Assembly

This assembly eliminates stress on the main air hose connection point at the compressor. Constructed of heavy-duty components, including 3/8" Flexeel® whip hose and solid brass Flat Hex manifold, this assembly can be connected at the compressor itself or further down the line to branch as many as three air lines.



- Eliminates strain at the main connection point.
- Mounting hole allows attachment to beams.
- Lies flat to avoid tripping hazards.
- Heavy-duty components ensure long service life: Flexeel whip hose, solid-brass Flat Hex manifold, three six-ball couplers.

| Description | Model |
|---------------------------------|-----------------|
| 24" w/ Industrial Int. Couplers | FP0624C-15X_58C |
| 36" w/ Industrial Int. Couplers | FP0636C-15X_58C |
| 48" w/ Industrial Int. Couplers | FP0648C-15X_58C |
| 24" w/ Automotive Int. Couplers | FP0624C-16X_59C |
| 36" w/ Automotive Int. Couplers | FP0636C-16X_59C |
| 48" w/ Automotive Int. Couplers | FP0648C-16X_59C |

Note: Default color is blue. Add suffix "TY" for yellow or "TR" for red color choice.

Typhoon® and Typhoon Pro® Adapter for Standard Blow Gun Tips

This adapter allows our popular Typhoon Blow Gun to employ any wide array of standard Coilhose Blow Gun Replacement tips, Needle Blow Gun Tips, and Safety Extensions originally designed for use with our 600 and 700 series and our 771 style blow guns.




Typhoon Blow Gun Adapter
HFN-ADP

| Description | Model |
|--------------------------|---------|
| Typhoon Blow Gun Adapter | HFN-ADP |

Use With: **Typhoon**
Blow Gun

Also For Use With: **Typhoon**
pro



Our Typhoon with Adapter and Safety Rubber Tip

Note: While the use of Safety tips keeps the Typhoon OSHA compliant, Non-safety tips used on the Typhoon via this adapter render the Typhoon Non-Safety while such tips are used.

NEW PRODUCT SHOWCASE

Economy In-Line Lubricator

This lightweight zinc and polycarbonate lubricator is designed to be installed at the tool, to deliver lubrication directly to the tool itself rather than to the hose.

- For intermittent use on piston-driven tools, such as nailers and staplers.
- Protects air tools by providing a continuous level of lubrication directly to the tool.
- Clear polycarbonate bowl allows users to easily monitor oil level.
- Lightweight and compact.

| Description | Model |
|--------------------------------------|----------|
| 1/4" NPT In-Line Lubricator | 40024 |
| 1/4" NPT In-Line Lubricator, Display | 40024-DL |



Safety Rubber Tip / Ready-to-Use on Four Blow Gun Styles

Our new patent-pending Safety Rubber Tip combines OSHA compliance with a non-marring material, resulting in a tip which meets or exceeds OSHA standards but is still safe to use around delicate or finished surfaces.

- OSHA Compliant.
- Non-marring; safe for use around molds and other delicate surfaces.
- For fine woodworking, molds and automotive or industrial finishing.



| Description | Model |
|--|---------|
| Safety Rubber Tip only | ST16 |
| Safety Rubber Tip, Display | ST16-DL |
| 600 Series Blow Gun w/ Safety Rubber Tip | 600-SR |
| 700 Series Blow Gun w/ Safety Rubber Tip | 700-SR |
| In-Line Blow Gun w/ Safety Rubber Tip | 640-SR |
| 771 Series Blow Gun w/ Safety Rubber Tip | 771-SR |

Air Bullet Blow Gun

This unique push-to-activate blow gun easily blows out lines, pipes, tubes, and other hard-to-reach areas. Can also be used as a standard blow gun by pulling back on the knurled nozzle; air flow stops when user pulls the gun away and/or knurled nozzle slides back into place.



- Unique design ideal for flushing out fluid lines or tubes.
- Brass construction; rubber conical tip; standard 1/4 FPT in-port.

| Description | Model |
|---------------------------------------|-----------|
| Air Bullet Blow Gun | 812 |
| Air Bullet Blow Gun, Display | 812-DL |
| Air Bullet Blow Gun, 12" Ext, Display | 812-12-PB |
| Air Bullet Blow Gun, 24" Ext, Display | 812-24-PB |
| Air Bullet Blow Gun, 36" Ext, Display | 812-36-PB |

WARNING:

User should exercise caution when using compressed air to blow out any line.

Air Tank Valve

This easy-to-operate valve opens easily to drain any water in the tank. An all-brass construction prevents rust, and factory applied thread sealant enables quick and easy installation.



| Description | Model |
|-------------------------|-------|
| 1/8" MPT Air Tank Valve | DV02 |
| 1/4" MPT Air Tank Valve | DV04 |

- Knurled knob makes opening and closing the valve easy.
- Low-profile design lessens chance of snagging clothing or equipment.

For All Your Pneumatic Accessory Needs • www.coilhose.com
 EAST: 19 Kimberly Road, East Brunswick, NJ 08816 • 732.390.8480
 WEST: 1730 NE Miller Street, McMinnville, OR 97128 • 503.434.5964

COILHOSE CANNON™

extreme high volume blow gun



COILHOSE CANNON

- Coilhose Cannon 2" Extension..... 9000-S
- Coilhose Cannon 24" Extension..... 9000-24S
- Coilhose Cannon 48" Extension..... 9000-48S

Application

ANYONE WITH AN AMPLE AIR SUPPLY (TOW-BEHIND COMPRESSOR FOR MOBILE APPLICATIONS OR LARGE CAPACITY COMPRESSOR FOUND IN PLANTS) AND HAS A NEED TO MOVE HEAVY / STUBBORN DEBRIS. GEARED FOR, BUT NOT LIMITED TO OUTDOOR USE.

Operation / Performance

AIR CONSUMPTION EQUALS 135 CFM AT 100 PSI.

CANNON WITH SAFETY EXTENSION:
2", 24 OR 48" ALUMINUM SAFETY TIP WITH ZINC PLATED STEEL GUARD

CANNON'S SAFETY EXTENSION NOZZLE:
SPECIALLY ENGINEERED NOZZLE DELIVERS A CONCENTRATED FORCE TO A SMALL SPECIFIC AREA EFFICIENTLY



Extreme Ease Trigger™
SPECIALIZED POWER ASSISTED TRIGGER
REQUIRES MINIMAL FORCE TO ACTUATE.

Both models have this in common!

- MATERIALS: DIE CAST ALUMINUM, MACHINED BRASS, ALUMINUM AND STAINLESS STEEL.
- 3/4" FEMALE INLET.
- RECOMMENDED INLET PRESSURE OF AT LEAST 90 PSI AND A HOSE I.D. OF AT LEAST 1/2".
- CONFORMS TO OSHA STANDARDS.



COILHOSE CANNON

9000-MJ

Multi-Jet Extension

9000-MJ BLOW GUN EXTENSION AND GUN BODY:
THE OVERALL LENGTH OF THE BODY PLUS THE MULTI-JET NOZZLE IS APPROXIMATELY 9.75 INCHES

9000-MJ BLOW GUN NOZZLE:
MULTI-JET NOZZLE DELIVERS AIR USING THE COANDA EFFECT, GENERATING A LARGE AMOUNT OF VOLUME AND THRUST OVER A LARGER TARGETED AREA EFFICIENTLY

Application

ANYONE WITH AN AMPLE AIR SUPPLY (TOW-BEHIND COMPRESSOR FOR MOBILE APPLICATIONS OR LARGE CAPACITY COMPRESSOR FOUND IN PLANTS) AND HAS A NEED TO MOVE HEAVY / STUBBORN DEBRIS. ALSO SUITABLE FOR CLEANING SEVERAL SMALL ORIFICES OR INDENTATIONS RAPIDLY. GEARED FOR, BUT NOT LIMITED TO INDOOR USE.

Operation / Performance

AIR CONSUMPTION EQUALS 120 CFM AT 100 PSI.



Manufacturers of quality pneumatic accessories since 1969.

Coilhose Pneumatics

www.coilhose.com

East/Central: 19 Kimberly Road, East Brunswick, NJ 08816 • 732.390.8480

West: 1730 NE Miller Street, McMinnville, OR 97128 • 503.434.5964

FLEXEEL DURAWHIP™ from COILHOSE PNEUMATICS

polyurethane jackhammer whip hose – PFD108 / PFD125



Ideal for:

- Air Saws
- Rock Drills
- Jackhammers
- Needle Scalers
- Chipping Hammers
- and other large pneumatic tools

*Using a whip hose will prolong the life of your feeder hose and fittings! **



VIBRATION-RESISTANT SWIVEL FITTINGS:

prevent hose from twisting and kinking

STEEL SPRING BEND-RESTRICTORS:

gives 180° radius bend with no kinking

POLYURETHANE HOSE MATERIAL:

abrasion resistant; oil & grease resistant

POLYURETHANE'S ADVANTAGES

- ✓ Polyurethane is more flexible than rubber hoses = greater tool maneuverability in as low as - 40°F
- ✓ Polyurethane outlasts rubber hoses = saving you \$\$\$
- ✓ Polyurethane is lighter than rubber = less operator fatigue

Hi Viz
Construxion
Orange™
Color



Materials

COLOR = Hi Viz Construxion Orange™
HOSE = FLEXEEL® Innerbraided Polyurethane
FITTING = Plated Steel and Brass

Dimensions

ID = 1/2"
LENGTH = 10' or 25'
THREAD = 1/2" NPT Male Swivel

Specifications

WORKING PRESSURE = 200 PSI @ 70°F
FLOW = 135 CFM @ 100 PSI

EXTREME CONSTRUXION™
accessories

PFD108..... Flexeel DuraWhip 10' hose
PFD125..... Flexeel DuraWhip 25' hose

Coilhose Pneumatics • www.coilhose.com

East/Central: 19 Kimberly Road, East Brunswick, NJ 08816 • 732.390.8480

West: 1730 NE Miller Street, McMinnville, OR 97128 • 503.434.5964

* FOR USE BETWEEN JACKHAMMER HOSE AND PNEUMATIC TOOL.

Couplers and Connectors

| Interchange | Body Size | Description | Model |
|-------------|-----------|--|----------|
| ARO | 1/4" | 1/4" FPT Coupler | 140-DL |
| ARO | 1/4" | 1/4" MPT Connector | 1401-DL |
| ARO | 1/4" | 1/4" FPT Connector | 1402-DL |
| ARO | 1/4" | 1/4" MPT Coupler | 142-DL |
| Industrial | 1/4" | 1/4" Coupler FPT / 1/4" Connector MPT Set | 150-1-DL |
| Industrial | 1/4" | 1/4" Coupler FPT / 1/4" Conn. MPT / 1/4" Conn. FPT Set | 150-2-DL |
| Industrial | 1/4" | 1/4" FPT Coupler | 150-DL |
| Industrial | 1/4" | 1/4" MPT Connector | 1501-DL |
| Industrial | 1/4" | 1/4" FPT Connector | 1502-DL |
| Industrial | 1/4" | 1/4" MPT Coupler | 152-DL |
| Industrial | 1/4" | 3/8" MPT Coupler | 155-DL |
| Industrial | 3/8" | 3/8" FPT Coupler | 580-DL |
| Industrial | 3/8" | 3/8" MPT Connector | 5801-DL |
| Industrial | 3/8" | 3/8" FPT Connector | 5802-DL |
| Industrial | 3/8" | 3/8" MPT Coupler | 581-DL |
| Automotive | 1/4" | 1/4" Coupler FPT / 1/4" Connector MPT Set | 160-1-DL |
| Automotive | 1/4" | 1/4" Coupler FPT / 1/4" Conn. MPT / 1/4" Conn. FPT Set | 160-2-DL |
| Automotive | 1/4" | 1/4" FPT Coupler | 160-DL |
| Automotive | 1/4" | 1/4" MPT Connector | 1601-DL |
| Automotive | 1/4" | 1/4" FPT Connector | 1602-DL |
| Automotive | 1/4" | 1/4" MPT Coupler | 162-DL |
| Automotive | 3/8" | 3/8" FPT Coupler | 590-DL |
| Automotive | 3/8" | 3/8" MPT Connector | 5901-DL |
| Automotive | 3/8" | 3/8" FPT Connector | 5902-DL |
| Automotive | 3/8" | 1/4" MPT Connector | 5903-DL |
| Automotive | 3/8" | 3/8" MPT Coupler | 591-DL |
| Automotive | 3/8" | 1/4" MPT Coupler | 593-DL |
| Lincoln | 1/4" | 1/4" FPT Coupler | 170-DL |
| Lincoln | 1/4" | 1/4" MPT Connector | 1701-DL |
| Lincoln | 1/4" | 1/4" FPT Connector | 1702-DL |

Filters, Regulators & Lubricators

| Description | Model |
|-----------------------------------|-------------|
| Filters: | |
| 1/4" Heavy Duty Filter | 8822-CS |
| 3/8" Heavy Duty Filter | 8823-CS |
| 1/8" Mini Filter | MF1-CS |
| 1/4" Mini Filter | MF2-CS |
| Regulators: | |
| 1/4" Adjustable In-Line Regulator | 4214-ADJ-DL |
| 1/4" Heavy Duty Reg. w/ Gauge | 8802G-CS |
| 3/8" Heavy Duty Reg. w/ Gauge | 8803G-CS |
| 1/8" Mini Regulator w/ Gauge | MR1-G-CS |
| 1/4" Mini Regulator 125 PSI | MR2-DL |
| Lubricators: | |
| 1/4" In-Line Lubricator | 40014-DL |
| 3/8" In-Line Lubricator | 40038-DL |
| 1/4" Heavy Duty Lubricator | 8842-CS |
| 3/8" Heavy Duty Lubricator | 8843-CS |
| 1/8" Mini Lubricator | ML1-CS |
| 1/4" Mini Lubricator | ML2-CS |
| Filter / Regulator: | |
| 3/8" Mini Integral F/R w/ Gauge | MFC1-G-CS |
| 1/4" Mini Integral F/R w/ Gauge | MFC2-G-CS |

Hose

| Description | Model |
|--|-------------|
| General Purpose Hose Assembly 3/8" x 25' Reusable Fitting | H38025R-DL |
| General Purpose Hose Assembly 3/8" x 25' Reusable Fitting with Coupler/Connector | H38025RZ-DL |
| General Purpose Hose Assembly 3/8" x 50' Reusable Fitting | H38050R-DL |
| General Purpose Hose Assembly 3/8" x 50' Reusable Fitting with Coupler/Connector | H38050RZ-DL |
| Thermoplastic Assembly 3/8" x 25' with Fitting | TP6025-DL |
| Thermoplastic Assembly 3/8" x 25' with Fitting with Coupler/Connector | TP6025Z-DL |
| Thermoplastic Assembly 3/8" x 50' with Fitting | TP6050-DL |
| Thermoplastic Assembly 3/8" x 50' with Fitting with Coupler/Connector | TP6050Z-DL |

Brass Fittings

| Description | Model |
|------------------------------------|-------------|
| 1/4" Hose ID x 1/4" MPT Hose Barb | B0404-DL |
| 3/8" Hose ID x 3/8" MPT Hose Barb | B0606-DL |
| 1/4" ID Hose Splicer | BS04-DL |
| 3/8" ID Hose Splicer | BS06-DL |
| Brass Ball Foot Chuck 1/4" FPT | CH10-DL |
| Hex Nipple 3/8" MPT x 3/8" MPT | H0606-DL |
| 3/8" MPT x 2" Brass Long Nipple | NLC06-DL |
| Reus. 3/8" ID x 5/8" OD 3/8" MPT | RM061006-DL |
| Reus. 3/8" ID x 11/16" OD 3/8" MPT | RM061106-DL |
| Reus. Splicer 3/8" ID x 5/8" OD | RS0610-DL |
| Reus. Splicer 3/8" ID x 11/16" OD | RS0611-DL |
| Brass Tee 3/8" FPT | T006-DL |

Blow Guns

| Description | Model |
|----------------------------------|----------|
| Safety Blow Gun | 600S-DL |
| Tamperproof Safety Blow Gun | 600ST-DL |
| In Line Blow Gun with Safety Tip | 640S-DL |
| In Line Blow Gun with Rubber Tip | 641-DL |

Gauges

| Description | Model |
|--|-------------|
| 1 1/2" Dial Gauge with 1/8" Back Mount (0-160 PSI) | 26G-160-DL |
| 2" Dial Gauge with 1/4" Back Mount (0-160 PSI) | 8800-160-DL |



Many more Coilhose products are available in display packaging. Please contact our factory for items not listed on this page.

For All Your Pneumatic Accessory Needs • www.coilhose.com
 EAST: 19 Kimberly Road, East Brunswick, NJ 08816 • 732.390.8480
 WEST: 1730 NE Miller Street, McMinnville, OR 97128 • 503.434.5964



Nylon Air Hose



BENEFITS

- ◆ Heavy duty brass fittings assure longer service life in rugged industrial environments.
- ◆ High quality Nylon 11 formulation resists moisture absorption, making it the superior nylon tubing choice for most applications.

This lightweight, permanently-coiled hose is manufactured from tough, abrasion-resistant Nylon 11 and designed to withstand temperatures between -60° F and +200° F. Each assembly is supplied with durable brass compression fittings, tube inserts and hose ferrules. Spring guards for additional strain relief are also provided on all assemblies, except 3/4".

Specifications

| Model | Tube I.D. | Tube O.D. | Wall Thickness | Working Pressure at 70° F | Nominal Coil O.D. | Retracted Length | Recommended Working Length | Nominal Weight 25' | Standard Color |
|---------|-----------|-----------|----------------|---------------------------|-------------------|------------------|----------------------------|--------------------|----------------|
| N18-25 | 1/8" | .182/189 | .029+-.003 | 315 PSI | 1 1/2" | 14 3/8" | 22' | 4 oz. | Blue |
| N316-25 | 3/16" | .247/253 | .031+-.003 | 230 PSI | 2 7/8" | 9 1/2" | 22' | 8 oz. | Yellow |
| N14-25 | 1/4" | .305/313 | .033+-.003 | 185 PSI | 3 1/2" | 10 1/2" | 22' | 10 oz. | Yellow |
| N516-25 | 5/16" | .369/377 | .037+-.003 | 175 PSI | 4 5/8" | 10 1/2" | 22' | 12 oz. | Yellow |
| N38-25 | 3/8" | .465/475 | .045+-.003 | 165 PSI | 5 5/8" | 10 1/4" | 21' | 16 oz. | Yellow |
| N12-25 | 1/2" | .620/630 | .062+-.003 | 170 PSI | 9" | 9" | 18' | 30 oz. | Yellow |
| N34-25 | 3/4" | .878/886 | .066+-.003 | 120 PSI | 12 1/2" | 9" | 17' | 34 oz. | Yellow |

Color Options:

1/8" I.D. is available in blue only. All other hoses are available in yellow (standard) or red (add suffix "R" to end of Model Number).

Ordering Information:

| I.D. | Length | Fitting | Model |
|-------|--------|-----------------------|----------|
| 1/8" | 5' | 1/8" 2 Swivel | N18-5B |
| 1/8" | 10' | 1/8" 2 Swivel | N18-10B |
| 1/8" | 15' | 1/8" 2 Swivel | N18-15B |
| 1/8" | 20' | 1/8" 2 Swivel | N18-20B |
| 1/8" | 25' | 1/8" 2 Swivel | N18-25B |
| 1/8" | 50' | none | N18-50 |
| 1/8" | 50' | 1/8" 2 Swivel | N18-50B |
| | | | |
| 3/16" | 12' | 1/4" 2 Rigid | N316-12 |
| 3/16" | 12' | 1/4" 1 Swivel/1 Rigid | N316-12A |
| 3/16" | 12' | 1/4" 2 Swivel | N316-12B |
| 3/16" | 12' | 1/4" Pigtail | N316-12C |
| 3/16" | 17' | 1/4" 2 Rigid | N316-17 |
| 3/16" | 17' | 1/4" 1 Swivel/1 Rigid | N316-17A |
| 3/16" | 17' | 1/4" 2 Swivel | N316-17B |
| 3/16" | 17' | 1/4" Pigtail | N316-17C |
| 3/16" | 25' | 1/4" 2 Rigid | N316-25 |
| 3/16" | 25' | 1/4" 1 Swivel/1 Rigid | N316-25A |
| 3/16" | 25' | 1/4" 2 Swivel | N316-25B |
| 3/16" | 25' | 1/4" Pigtail | N316-25C |
| 3/16" | 50' | 1/4" 2 Rigid | N316-50 |
| 3/16" | 50' | 1/4" 1 Swivel/1 Rigid | N316-50A |
| 3/16" | 50' | 1/4" 2 Swivel | N316-50B |
| 3/16" | 50' | 1/4" Pigtail | N316-50C |
| 3/16" | 100' | none | N316-100 |
| | | | |
| 1/4" | 12' | 1/4" 2 Rigid | N14-12 |
| 1/4" | 12' | 1/4" 1 Swivel/1 Rigid | N14-12A |
| 1/4" | 12' | 1/4" 2 Swivel | N14-12B |
| 1/4" | 12' | 1/4" Pigtail | N14-12C |
| 1/4" | 17' | 1/4" 2 Rigid | N14-17 |
| 1/4" | 17' | 1/4" 1 Swivel/1 Rigid | N14-17A |
| 1/4" | 17' | 1/4" 2 Swivel | N14-17B |
| 1/4" | 17' | 1/4" Pigtail | N14-17C |
| 1/4" | 25' | 1/4" 2 Rigid | N14-25 |
| 1/4" | 25' | 1/4" 1 Swivel/1 Rigid | N14-25A |
| 1/4" | 25' | 1/4" 2 Swivel | N14-25B |
| 1/4" | 25' | 1/4" Pigtail | N14-25C |
| 1/4" | 50' | 1/4" 2 Rigid | N14-50 |
| 1/4" | 50' | 1/4" 1 Swivel/1 Rigid | N14-50A |
| 1/4" | 50' | 1/4" 2 Swivel | N14-50B |
| 1/4" | 50' | 1/4" Pigtail | N14-50C |
| 1/4" | 100' | None | N14-100 |

| I.D. | Length | Fitting | Model |
|-------|--------|-----------------------|----------|
| 5/16" | 12' | 1/4" 2 Rigid | N516-12 |
| 5/16" | 12' | 1/4" 1 Swivel/1 Rigid | N516-12A |
| 5/16" | 12' | 1/4" 2 Swivel | N516-12B |
| 5/16" | 12' | 1/4" Pigtail | N516-12C |
| 5/16" | 17' | 1/4" 2 Rigid | N516-17 |
| 5/16" | 17' | 1/4" 1 Swivel/1 Rigid | N516-17A |
| 5/16" | 17' | 1/4" 2 Swivel | N516-17B |
| 5/16" | 17' | 1/4" Pigtail | N516-17C |
| 5/16" | 25' | 1/4" 2 Rigid | N516-25 |
| 5/16" | 25' | 1/4" 1 Swivel/1 Rigid | N516-25A |
| 5/16" | 25' | 1/4" 2 Swivel | N516-25B |
| 5/16" | 25' | 1/4" Pigtail | N516-25C |
| 5/16" | 50' | 1/4" 2 Rigid | N516-50 |
| 5/16" | 50' | 1/4" 1 Swivel/1 Rigid | N516-50A |
| 5/16" | 50' | 1/4" 2 Swivel | N516-50B |
| 5/16" | 50' | 1/4" Pigtail | N516-50C |
| 5/16" | 100' | none | N516-100 |
| | | | |
| 3/8" | 12' | 3/8" 2 Rigid | N38-12 |
| 3/8" | 12' | 1/4" 2 Rigid | N38-12A |
| 3/8" | 12' | 1/4" 1 Swivel/1 Rigid | N38-12A |
| 3/8" | 12' | 1/4" 2 Swivel | N38-12A |
| 3/8" | 12' | 3/8" 1 Swivel/1 Rigid | N38-12A |
| 3/8" | 12' | 3/8" 2 Swivel | N38-12B |
| 3/8" | 12' | 3/8" Pigtail | N38-12C |
| 3/8" | 17' | 3/8" 2 Rigid | N38-17 |
| 3/8" | 17' | 1/4" 2 Rigid | N38-17A |
| 3/8" | 17' | 1/4" 1 Swivel/1 Rigid | N38-17A |
| 3/8" | 17' | 1/4" 2 Swivel | N38-17A |
| 3/8" | 17' | 3/8" 1 Swivel/1 Rigid | N38-17A |
| 3/8" | 17' | 3/8" 2 Swivel | N38-17B |
| 3/8" | 17' | 3/8" Pigtail | N38-17C |
| 3/8" | 25' | 3/8" 2 Rigid | N38-25 |
| 3/8" | 25' | 1/4" 2 Rigid | N38-25A |
| 3/8" | 25' | 1/4" 1 Swivel/1 Rigid | N38-25A |
| 3/8" | 25' | 1/4" 2 Swivel | N38-25A |
| 3/8" | 25' | 3/8" 1 Swivel/1 Rigid | N38-25A |
| 3/8" | 25' | 3/8" 2 Swivel | N38-25B |
| 3/8" | 25' | 3/8" Pigtail | N38-25C |
| 3/8" | 50' | 3/8" 2 Rigid | N38-50 |
| 3/8" | 50' | 1/4" 2 Rigid | N38-50A |
| 3/8" | 50' | 1/4" 1 Swivel/1 Rigid | N38-50A |
| 3/8" | 50' | 1/4" 2 Swivel | N38-50A |
| 3/8" | 50' | 3/8" 1 Swivel/1 Rigid | N38-50A |
| 3/8" | 50' | 3/8" 2 Swivel | N38-50B |
| 3/8" | 50' | 3/8" Pigtail | N38-50C |
| 3/8" | 100' | none | N38-100 |

| I.D. | Length | Fitting | Model |
|------|--------|-----------------------|---------|
| 1/2" | 12' | 1/2" 2 Rigid | N12-12 |
| 1/2" | 12' | 1/2" 1 Swivel/1 Rigid | N12-12A |
| 1/2" | 12' | 1/2" 2 Swivel | N12-12B |
| 1/2" | 17' | 1/2" 2 Rigid | N12-17 |
| 1/2" | 17' | 1/2" 1 Swivel/1 Rigid | N12-17A |
| 1/2" | 17' | 1/2" 2 Swivel | N12-17B |
| 1/2" | 25' | 1/2" 2 Rigid | N12-25 |
| 1/2" | 25' | 1/2" 1 Swivel/1 Rigid | N12-25A |
| 1/2" | 25' | 1/2" 2 Swivel | N12-25B |
| 1/2" | 50' | 1/2" 2 Rigid | N12-50 |
| 1/2" | 50' | 1/2" 1 Swivel/1 Rigid | N12-50A |
| 1/2" | 50' | 1/2" 2 Swivel | N12-50B |
| 1/2" | 100' | none | N12-100 |
| | | | |
| 3/4" | 12' | 3/4" 2 Rigid | N34-12 |
| 3/4" | 12' | 3/4" 1 Swivel/1 Rigid | N34-12A |
| 3/4" | 12' | 3/4" 2 Swivel | N34-12B |
| 3/4" | 17' | 3/4" 2 Rigid | N34-17 |
| 3/4" | 17' | 3/4" 1 Swivel/1 Rigid | N34-17A |
| 3/4" | 17' | 3/4" 2 Swivel | N34-17B |
| 3/4" | 25' | 3/4" 2 Rigid | N34-25 |
| 3/4" | 25' | 3/4" 1 Swivel/1 Rigid | N34-25A |
| 3/4" | 25' | 3/4" 2 Swivel | N34-25B |
| 3/4" | 50' | 3/4" 2 Rigid | N34-50 |
| 3/4" | 50' | 3/4" 1 Swivel/1 Rigid | N34-50A |
| 3/4" | 50' | 3/4" 2 Swivel | N34-50B |
| 3/4" | 100' | none | N34-100 |

NOTE: For impact tool applications, we strongly recommend the use of a rigid fitting at the working (tool) end to assure a safer and more durable connection.

Pigtail Assemblies available on page 21.

Fittings available on pages 8 and 9.

STOWAWAY™ Heavy Duty Nylon Air Hose

Stowaway Heavy Duty Nylon Air Hose features extra heavy wall thickness to meet the requirements of the most demanding applications. Heavy walls provide additional protection against oil, grease, gasoline and abrasion as well as increased working pressure. Available in Blue.



Ordering Information:

APPLICATIONS

Air Hoists, Construction Sites,
Heavy Duty Tools, Chippers,
Cement Plants,
Truck Maintenance & Repairs,
Mining Operations and
Moving Cylinders.

NOTE: For impact tool applications, we strongly recommend the use of a rigid fitting at the working (tool) end to assure a safer and more durable connection.

| I.D. | Length | Fitting | Model |
|------|--------|-----------------------|---------|
| 1/4" | 12' | 1/4" 2 Rigid | S14-12 |
| 1/4" | 12' | 1/4" 1 Swivel/1 Rigid | S14-12A |
| 1/4" | 12' | 1/4" 2 Swivel | S14-12B |
| 1/4" | 12' | 1/4" Pigtail | S14-12C |
| 1/4" | 17' | 1/4" 2 Rigid | S14-17 |
| 1/4" | 17' | 1/4" 1 Swivel/1 Rigid | S14-17A |
| 1/4" | 17' | 1/4" 2 Swivel | S14-17B |
| 1/4" | 17' | 1/4" Pigtail | S14-17C |
| 1/4" | 25' | 1/4" 2 Rigid | S14-25 |
| 1/4" | 25' | 1/4" 1 Swivel/1 Rigid | S14-25A |
| 1/4" | 25' | 1/4" 2 Swivel | S14-25B |
| 1/4" | 25' | 1/4" Pigtail | S14-25C |
| 1/4" | 50' | 1/4" 2 Rigid | S14-50 |
| 1/4" | 50' | 1/4" 1 Swivel/1 Rigid | S14-50A |
| 1/4" | 50' | 1/4" 2 Swivel | S14-50B |
| 1/4" | 50' | 1/4" Pigtail | S14-50C |
| 1/4" | 100' | none | S14-100 |

| I.D. | Length | Fitting | Model |
|------|--------|-----------------------|----------|
| 3/8" | 12' | 3/8" 2 Rigid | S38-12 |
| 3/8" | 12' | 1/4" 2 Rigid | S38-12A |
| 3/8" | 12' | 1/4" 1 Swivel/1 Rigid | S38-124A |
| 3/8" | 12' | 1/4" 2 Swivel | S38-124B |
| 3/8" | 12' | 3/8" 1 Swivel/1 Rigid | S38-12A |
| 3/8" | 12' | 3/8" 2 Swivel | S38-12B |
| 3/8" | 12' | 3/8" Pigtail | S38-12C |
| 3/8" | 17' | 3/8" 2 Rigid | S38-17 |
| 3/8" | 17' | 1/4" 2 Rigid | S38-17A |
| 3/8" | 17' | 1/4" 1 Swivel/1 Rigid | S38-174A |
| 3/8" | 17' | 1/4" 2 Swivel | S38-174B |
| 3/8" | 17' | 3/8" 1 Swivel/1 Rigid | S38-17A |
| 3/8" | 17' | 3/8" 2 Swivel | S38-17B |
| 3/8" | 17' | 3/8" Pigtail | S38-17C |
| 3/8" | 25' | 3/8" 2 Rigid | S38-25 |
| 3/8" | 25' | 1/4" 2 Rigid | S38-25A |
| 3/8" | 25' | 1/4" 1 Swivel/1 Rigid | S38-254A |
| 3/8" | 25' | 1/4" 2 Swivel | S38-254B |
| 3/8" | 25' | 3/8" 1 Swivel/1 Rigid | S38-25A |
| 3/8" | 25' | 3/8" 2 Swivel | S38-25B |
| 3/8" | 25' | 3/8" Pigtail | S38-25C |
| 3/8" | 50' | 3/8" 2 Rigid | S38-50 |
| 3/8" | 50' | 1/4" 2 Rigid | S38-50A |
| 3/8" | 50' | 1/4" 1 Swivel/1 Rigid | S38-504A |
| 3/8" | 50' | 1/4" 2 Swivel | S38-504B |
| 3/8" | 50' | 3/8" 1 Swivel/1 Rigid | S38-50A |
| 3/8" | 50' | 3/8" 2 Swivel | S38-50B |
| 3/8" | 50' | 3/8" Pigtail | S38-50C |
| 3/8" | 100' | none | S38-100 |

Specifications

| Model | Tube I.D. | Tube O.D. | Wall Thickness | Working Pressure at 70° F | Nominal Coil O.D. | Retracted Length | Recommended Working Length | Nominal Weight 25' | Standard Color |
|--------|-----------|-----------|----------------|---------------------------|-------------------|------------------|----------------------------|--------------------|----------------|
| S14-25 | 1/4" | .309/.315 | .038+/- .003 | 220 PSI | 3 1/2" | 10 1/2" | 22' | 13 oz. | Blue |
| S38-25 | 3/8" | .495/.505 | .062+/- .004 | 230 PSI | 5 5/8" | 10 1/4" | 21' | 20 oz. | Blue |

SLIMCOIL™ Nylon Air Hose

Slimcoil Nylon Air Hose is made with a smaller coil diameter for use where space is limited or a higher degree of retractability is required. Available in Yellow.

BENEFITS

- ◆ Heavy duty brass fittings assure longer service life in rugged industrial environments.
- ◆ Helps meet increasingly stringent OSHA requirements.
- ◆ Eliminates possibility of tripping or tangling due to hoses being sprawled or dragged across work area.

Specifications

| Model | Tube I.D. | Tube O.D. | Wall Thickness | Working Pressure at 70° F | Nominal Coil O.D. | Retracted Length | Recommended Working Length | Nominal Weight 25' | Standard Color |
|-------|-----------|-----------|----------------|---------------------------|-------------------|------------------|----------------------------|--------------------|----------------|
| N0425 | 1/4" | .305/.313 | .033+/- .003 | 185 PSI | 2 7/8" | 12" | 22' | 10 oz. | Yellow |

NOTE: For impact tool applications, we strongly recommend the use of a rigid fitting at the working (tool) end to assure a safer and more durable connection.



Ordering Information:

| I.D. | Length | Fitting | Model |
|------|--------|-----------------------|--------|
| 1/4" | 12' | 1/4" 2 Rigid | N0412 |
| 1/4" | 12' | 1/4" 1 Swivel/1 Rigid | N0412A |
| 1/4" | 12' | 1/4" 2 Swivel | N0412B |
| 1/4" | 12' | 1/4" Pigtail | N0412C |
| 1/4" | 17' | 1/4" 2 Rigid | N0417 |
| 1/4" | 17' | 1/4" 1 Swivel/1 Rigid | N0417A |
| 1/4" | 17' | 1/4" 2 Swivel | N0417B |
| 1/4" | 17' | 1/4" Pigtail | N0417C |
| 1/4" | 25' | 1/4" 2 Rigid | N0425 |
| 1/4" | 25' | 1/4" 1 Swivel/1 Rigid | N0425A |
| 1/4" | 25' | 1/4" 2 Swivel | N0425B |
| 1/4" | 25' | 1/4" Pigtail | N0425C |
| 1/4" | 50' | 1/4" 2 Rigid | N0450 |
| 1/4" | 50' | 1/4" 1 Swivel/1 Rigid | N0450A |
| 1/4" | 50' | 1/4" 2 Swivel | N0450B |
| 1/4" | 50' | 1/4" Pigtail | N0450C |
| 1/4" | 100' | none | N04100 |



Twin Bonded Nylon Air Hose



Twin Bonded Self-Storing Nylon Air Hose provides an efficient way to service applications that require air and fluid transport or air and an exhaust return. The intermittent bond allows fittings to be installed without damaging the individual tubes. One yellow tube and one natural colored tube simplify tube identification. Cut-to-length coils are supplied with swivel fittings that have a pre-applied thread sealant. They are also available in 50' bulk coils without fittings.

Ordering Information:

| Length | Hose I.D. | MPT Fitting | Model |
|--------|---------------|--------------------|-----------------|
| 12' | 1/8" x 1/8" | 1/8" x 1/8" Swivel | N18Y-N18N-12B |
| 25' | 1/8" x 1/8" | 1/8" x 1/8" Swivel | N18Y-N18N-25B |
| 50' | 1/8" x 1/8" | none | N18Y-N18N-50 |
| 12' | 3/16" x 3/16" | 1/4" x 1/4" Swivel | N316Y-N316N-12B |
| 25' | 3/16" x 3/16" | 1/4" x 1/4" Swivel | N316Y-N316N-25B |
| 50' | 3/16" x 3/16" | none | N316Y-N316N-50 |
| 12' | 1/4" x 1/4" | 1/4" x 1/4" Swivel | N14Y-N14N-12B |
| 25' | 1/4" x 1/4" | 1/4" x 1/4" Swivel | N14Y-N14N-25B |
| 50' | 1/4" x 1/4" | none | N14Y-N14N-50 |
| 12' | 5/16" x 5/16" | 1/4" x 1/4" Swivel | N516Y-N516N-12B |
| 25' | 5/16" x 5/16" | 1/4" x 1/4" Swivel | N516Y-N516N-25B |
| 50' | 5/16" x 5/16" | none | N516Y-N516N-50 |
| 12' | 3/8" x 3/8" | 3/8" x 3/8" Swivel | N38Y-N38N-12B |
| 25' | 3/8" x 3/8" | 3/8" x 3/8" Swivel | N38Y-N38N-25B |
| 50' | 3/8" x 3/8" | none | N38Y-N38N-50 |
| 12' | 1/2" x 1/2" | 1/2" x 1/2" Swivel | N12Y-N12N-12B |
| 25' | 1/2" x 1/2" | 1/2" x 1/2" Swivel | N12Y-N12N-25B |
| 50' | 1/2" x 1/2" | none | N12Y-N12N-50 |
| 50' | 1/2" x 5/16" | 1/2" x 1/4" Swivel | N12Y-N516N-50B |
| 50' | 1/2" x 5/16" | none | N12Y-N516N-50 |
| 50' | 3/4" x 5/16" | 3/4" x 1/4" Swivel | N34Y-N516N-50B |
| 50' | 3/4" x 5/16" | none | N34Y-N516N-50 |

FEATURES

- ◆ Excellent for use on overhead cranes.
- ◆ Colored tubes simplify identification.
- ◆ Swivel fittings come with factory applied thread sealant.
- ◆ Natural colored tube allows visual verification of fluid movement.

NOTE: For impact tool applications, we strongly recommend the use of a rigid fitting at the working (tool) end to assure a safer and more durable connection.

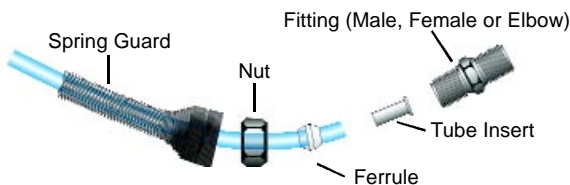
Nylon Hose Fittings

Repair Kit

| Hose I.D. | Fitting Type | Model |
|-----------|--------------------|-------|
| 1/8" | 1/8" Rigid (Male) | RK082 |
| 1/8" | 1/8" Swivel (Male) | RK083 |
| 3/16" | 1/4" Rigid (Male) | RK085 |
| 3/16" | 1/4" Swivel (Male) | RK086 |
| 1/4" | 1/4" Rigid (Male) | RK090 |
| 1/4" | 1/4" Swivel (Male) | RK092 |
| 5/16" | 1/4" Rigid (Male) | RK096 |
| 5/16" | 1/4" Swivel (Male) | RK098 |
| 3/8" | 1/4" Rigid (Male) | RK100 |
| 3/8" | 3/8" Rigid (Male) | RK110 |
| 3/8" | 3/8" Swivel (Male) | RK112 |
| 3/8" | 1/4" Swivel (Male) | RK114 |
| 1/2" | 1/2" Rigid (Male) | RK118 |
| 1/2" | 1/2" Swivel (Male) | RK119 |


NOTE: Repair Kit is only supplied with parts for one tube end.

Repair Kit Includes




Reusable Fittings


| Hose I.D. | Fitting Type | Model |
|-----------|--------------------|---------|
| 1/4" MPT | 1/4" Rigid (Male) | NRR0404 |
| 1/4" MPT | 1/4" Swivel (Male) | NRS0404 |
| 3/8" MPT | 1/4" Rigid (Male) | NRR0604 |
| 3/8" MPT | 1/4" Swivel (Male) | NRS0604 |
| 3/8" MPT | 3/8" Rigid (Male) | NRR0606 |
| 3/8" MPT | 3/8" Swivel (Male) | NRS0606 |





Nylon Hose Fittings (continued)


Coilhose Nylon Hose Fittings are designed for use with our Nylon Self-Storing Hose, as shown on pages 6 - 8. Fitting, Ferrule, Nut and Insert are included with the fitting. (Spring guards sold separately.)


| Swivel Male (BSP) | Hose I.D. | Fitting | Model |
|---|-----------|---------|----------|
|  | 1/8" | 1/8" | CSM0202M |
| | 3/16" | 1/4" | CSM0304M |
| | 1/4" | 1/4" | CSM0404M |
| | 5/16" | 1/4" | CSM0504M |
| | 3/8" | 3/8" | CSM0606M |


| Elbow | Hose I.D. | Fitting | Model | |
|--|-------------------------|----------|---------|--|
|  | 1/8" | 1/8" MPT | CEM0202 | |
| | 3/16" | 1/4" MPT | CEM0304 | |
| | 1/4" | 1/4" MPT | CEM0404 | |
| | 5/16" | 1/4" MPT | CEM0504 | |
| | 3/8" | 1/4" MPT | CEM0604 | |
| | 3/8" | 3/8" MPT | CEM0606 | |
| | 1/2" | 1/2" MPT | CEM0808 | |
| | Stowaway Hose Fittings: | | | |
| | 1/4" | 1/4" MPT | SEM0404 | |
| | 3/8" | 3/8" MPT | SEM0606 | |


| Nut | Hose I.D. | Model |
|---|-----------|-------|
|  | 1/8" | CN02 |
| | 3/16" | CN03 |
| | 1/4" | CN04 |
| | 5/16" | CN05 |
| | 3/8" | CN06 |
| | 1/2" | CN08 |
| | 3/4" | CN12 |


| Female Rigid | Hose I.D. | Fitting | Model |
|--|-------------------------|----------|---------|
|  | 3/16" | 1/4" MPT | CRF0304 |
| | 1/4" | 1/4" MPT | CRF0404 |
| | 5/16" | 1/4" MPT | CRF0504 |
| | 3/8" | 3/8" MPT | CRF0606 |
| | 1/2" | 1/2" MPT | CRF0808 |
| | Stowaway Hose Fittings: | | |
| 1/4" | 1/4" MPT | SRF0404 | |


| Ferrule | Hose I.D. | Model |
|--|-----------|-------|
|  | 1/8" | CPF02 |
| | 3/16" | CPF03 |
| | 1/4" | CPF04 |
| | 5/16" | CPF05 |
| | 3/8" | CPF06 |
| | 1/2" | CPF08 |
| | 3/4" | CPF12 |

| Union | Hose I.D. | Model |
|--|-------------------------|-------|
|  | 3/16" | CU03 |
| | 1/4" | CU04 |
| | 5/16" | CU05 |
| | 3/8" | CU06 |
| | 1/2" | CU08 |
| | Stowaway Hose Fittings: | |
| 1/4" | SU04 | |
| 3/8" | SU06 | |

| Spring Guards | Hose I.D. | Model |
|---|-----------|-------|
|  | 1/8" | CSG02 |
| | 3/16" | CSG03 |
| | 1/4" | CSG04 |
| | 5/16" | CSG05 |
| | 3/8" | CSG06 |
| | 1/2" | CSG08 |

| Rigid Male | Hose I.D. | Fitting | Model | |
|--|-------------------------|----------|---------|--|
|  | 1/8" | 1/8" MPT | CRM0202 | |
| | 3/16" | 1/4" MPT | CRM0304 | |
| | 1/4" | 1/4" MPT | CRM0404 | |
| | 5/16" | 1/4" MPT | CRM0504 | |
| | 3/8" | 1/4" MPT | CRM0604 | |
| | 3/8" | 3/8" MPT | CRM0606 | |
| | 1/2" | 1/2" MPT | CRM0808 | |
| | 3/4" | 3/4" MPT | CRM1212 | |
| | Stowaway Hose Fittings: | | | |
| | 1/4" | 1/4" MPT | SRM0404 | |
| 3/8" | 1/4" MPT | SRM0604 | | |
| 3/8" | 3/8" MPT | SRM0606 | | |

| Tube Inserts | Hose I.D. | Model |
|---|-------------------------|-------|
|  | 1/8" | CTI02 |
| | 3/16" | CTI03 |
| | 1/4" | CTI04 |
| | 5/16" | CTI05 |
| | 3/8" | CTI06 |
| | 1/2" | CTI08 |
| | 3/4" | CTI12 |
| | Stowaway Hose Fittings: | |
| 1/4" | STI04 | |
| 3/8" | STI06 | |

| Swivel Male | Hose I.D. | Fitting | Model | |
|--|-------------------------|----------|---------|--|
|  | 1/8" | 1/8" MPT | CSM0202 | |
| | 3/16" | 1/4" MPT | CSM0304 | |
| | 1/4" | 1/4" MPT | CSM0404 | |
| | 5/16" | 1/4" MPT | CSM0504 | |
| | 3/8" | 1/4" MPT | CSM0604 | |
| | 3/8" | 3/8" MPT | CSM0606 | |
| | 1/2" | 1/2" MPT | CSM0808 | |
| | 3/4" | 3/4" MPT | CSM1212 | |
| | Stowaway Hose Fittings: | | | |
| | 1/4" | 1/4" MPT | SSM0404 | |
| | 3/8" | 3/8" MPT | SSM0606 | |

FLEXCOIL® Polyurethane Air Hose



NEW
Reusable Strain Relief
available on
1/4", 5/16" and 3/8"

FLEXCOIL is the finest polyurethane air hose on the market today and eliminates the two most common limitations of other self-storing air hoses: kinking and abrasion. This lightweight, yet extremely durable hose will withstand the rigors of tough industrial environments while maintaining its resiliency over a long period of time. Swivel fitting is provided with thread seal, eliminating the need for sealing tape or paste.

FLEXCOIL is ideal for applications such as aerospace manufacturers, assembly stations, air ratchets, auto repair, automotive assembly, boat building, car lube shops, car wash systems, impact wrenches, machine shops, mobile equipment, nailing and stapling, nut runners, robotics, textile plants, tire shops, vacuum pick-up tools, water purification and water washdown systems.

FEATURES

- ◆ Toughest recoil hose available.
- ◆ Outstanding coil memory.
- ◆ Highly kink and abrasion resistant.
- ◆ Straight tails provide built-in whip hose.
- ◆ Resistant to most oils and fuels.
- ◆ Available with swivel or rigid fittings.

Note: For impact tool applications, we strongly recommend the use of a rigid fitting at the working (tool) end (longer pigtail) to assure a safer and more durable connection.


Ordering Information:

| I.D. x O.D. | Length | Model | MPT Fitting | Color Code | Coil O.D. | Retracted Length | Weight (approx.) |
|----------------|---------|----------|---------------------|----------------------|-----------|------------------|------------------|
| 3/16" x 5/16" | 5 feet | PU316-5 | — = (2) 1/4" Rigid | B = Dark Blue | 1 7/8" | 2" | .23 lb. |
| | 10 feet | PU316-10 | A = (1) 1/4" Rigid | G = Neon Green | | 6" | .34 lb. |
| | 15 feet | PU316-15 | (1) 1/4" Swivel | R = Red | | 10 1/4" | .46 lb. |
| | 20 feet | PU316-20 | B = (2) 1/4" Swivel | Y = Yellow | | 14 1/2" | .56 lb. |
| | 25 feet | PU316-25 | | T = Transparent Blue | | 18 1/2" | .68 lb. |
| 1/4" x 3/8" | 5 feet | PU14-5 | — = (2) 1/4" Rigid | B = Dark Blue | 2 1/2" | 2 1/2" | .23 lb. |
| | 10 feet | PU14-10 | A = (1) 1/4" Rigid | G = Neon Green | | 9 1/2" | .41 lb. |
| | 15 feet | PU14-15 | (1) 1/4" Swivel | R = Red | | 13" | .59 lb. |
| | 20 feet | PU14-20 | B = (2) 1/4" Swivel | Y = Yellow | | 16" | .74 lb. |
| | 25 feet | PU14-25 | 6 = (2) 3/8" Rigid | T = Transparent Blue | | 19" | .88 lb. |
| | 30 feet | PU14-30 | | | | 32 1/2" | 1.05 lbs. |
| 5/16" x 15/32" | 10 feet | PU516-10 | — = (2) 3/8" Rigid | B = Dark Blue | 2 15/16" | 7 1/2" | .68 lb. |
| | 15 feet | PU516-15 | A = (1) 3/8" Rigid | G = Neon Green | | 11 1/2" | .89 lb. |
| | 20 feet | PU516-20 | (1) 3/8" Swivel | R = Red | | 15" | 1.11 lbs. |
| | 25 feet | PU516-25 | B = (2) 3/8" Swivel | Y = Yellow | | 19" | 1.32 lbs. |
| | 30 feet | PU516-30 | | T = Transparent Blue | | 23" | 1.52 lbs. |
| 3/8" x 9/16" | 10 feet | PU38-10 | 4 = (2) 1/4" Rigid | B = Dark Blue | 4 1/8" | 5 1/2" | 1.00 lbs. |
| | 15 feet | PU38-15 | — = (2) 3/8" Rigid | G = Neon Green | | 8 1/2" | 1.40 lbs. |
| | 20 feet | PU38-20 | A = (1) 3/8" Rigid | R = Red | | 11" | 1.85 lbs. |
| | 25 feet | PU38-25 | (1) 3/8" Swivel | Y = Yellow | | 14" | 2.25 lbs. |
| | 30 feet | PU38-30 | B = (2) 3/8" Swivel | T = Transparent Blue | | 17" | 2.63 lbs. |
| | 50 feet | PU38-50 | | | | 27 1/2" | 3.23 lbs. |

FLEXCOIL® Polyurethane Air Hose Assemblies

Ordering Information:

| I.D. x O.D. | Length | Model | MPT Fitting | Color Code | Coil O.D. | Retracted Length | Weight (approx.) |
|----------------|---------|--------------|--|--|-----------|------------------|------------------|
| .160" x 1/4" | 10 feet | PR532-10 - - | B = (2) 1/4" Swivel | B = Dark Blue G = Neon Green R = Red Y = Yellow T = Transparent Blue | 1 1/2" | 7" | .29 lb |
| | 15 feet | PR532-15 - - | | | | 9 1/2" | .37 lb |
| | 20 feet | PR532-20 - - | | | | 12 1/2" | .46 lb |
| | 25 feet | PR532-25 - - | | | | 15 1/2" | .54 lb |
| | 30 feet | PR532-30 - - | | | | 19" | .62 lb |
| 3/16" x 5/16" | 5 feet | PR316-5 - - | B = (2) 1/4" Swivel | B = Dark Blue G = Neon Green R = Red Y = Yellow T = Transparent Blue | 1 7/8" | 2" | .23 lb. |
| | 10 feet | PR316-10 - - | | | | 6" | .34 lb. |
| | 15 feet | PR316-15 - - | | | | 10 1/4" | .46 lb. |
| | 20 feet | PR316-20 - - | | | | 14 1/2" | .56 lb. |
| | 25 feet | PR316-25 - - | | | | 18 1/2" | .68 lb. |
| 1/4" x 3/8" | 5 feet | PR14-5 - - | _ = (2) 1/4" Rigid A = (1) 1/4" Rigid _ = (1) 1/4" Swivel B = (2) 1/4" Swivel | B = Dark Blue G = Neon Green R = Red Y = Yellow T = Transparent Blue | 2-1/2" | 2 1/2" | .26 lb. |
| | 10 feet | PR14-10 - - | | | | 6" | .41 lb. |
| | 15 feet | PR14-15 - - | | | | 9 1/2" | .59 lb. |
| | 20 feet | PR14-20 - - | | | | 13" | .74 lb. |
| | 25 feet | PR14-25 - - | | | | 16" | .88 lb. |
| | 30 feet | PR14-30 - - | | | | 19" | 1.05 lbs. |
| | 50 feet | PR14-50 - - | | | | 32 1/2" | 1.50 lbs. |
| 5/16" x 15/32" | 10 feet | PR516-10 - - | 4B = (2) 1/4" Swivel B = (2) 3/8" Swivel | B = Dark Blue G = Neon Green R = Red Y = Yellow T = Transparent Blue | 2-15/16" | 7 1/2" | .68 lb. |
| | 15 feet | PR516-15 - - | | | | 11 1/2" | .89 lb. |
| | 20 feet | PR516-20 - - | | | | 15" | 1.11 lbs. |
| | 25 feet | PR516-25 - - | | | | 19" | 1.32 lbs. |
| | 30 feet | PR516-30 - - | | | | 23" | 1.52 lbs. |
| 3/8" x 9/16" | 10 feet | PR38-10 - - | 4 = (2) 1/4" Rigid 4A = (1) 1/4" Rigid _ = (1) 1/4" Swivel 4B = (2) 1/4" Swivel _ = (2) 3/8" Rigid A = (1) 3/8" Rigid _ = (1) 3/8" Swivel B = (2) 3/8" Swivel | B = Dark Blue G = Neon Green R = Red Y = Yellow T = Transparent Blue | 4-1/8" | 5 1/2" | 1.00 lb. |
| | 15 feet | PR38-15 - - | | | | 8 1/2" | 1.40 lbs. |
| | 20 feet | PR38-20 - - | | | | 11" | 1.85 lbs. |
| | 25 feet | PR38-25 - - | | | | 14" | 2.25 lbs. |
| | 30 feet | PR38-30 - - | | | | 17" | 2.63 lbs. |
| | 30 feet | PR38-30 - - | | | | 17" | 2.63 lbs. |
| | 50 feet | PR38-50 - - | | | | 27 1/2" | 3.23 lbs. |
| .467" x 3/4" | 10 feet | PR12-10 - - | B = (2) 1/2" Swivel | B = Dark Blue G = Neon Green R = Red Y = Yellow T = Transparent Blue | 5" | 7" | 2.14 lbs. |
| | 15 feet | PR12-15 - - | | | | 11 3/4" | 2.95 lbs. |
| | 20 feet | PR12-20 - - | | | | 16 1/2" | 3.77 lbs. |
| | 25 feet | PR12-25 - - | | | | 23" | 4.60 lbs. |
| | 30 feet | PR12-30 - - | | | | 28" | 5.35 lbs. |
| | 50 feet | PR12-50 - - | | | | 40" | 7.75 lbs. |



For All Your Pneumatic Accessory Needs • www.coilhose.com
 EAST: 19 Kimberly Road, East Brunswick, NJ 08816 • 732.390.8480
 WEST: 1730 NE Miller Street, McMinnville, OR 97128 • 503.434.5964


COILED HOSE

FLEXCOIL® Assemblies with Quick Disconnects

We have combined our **FLEXCOIL** Polyurethane Self-Storing Air Hose with the popular Industrial Interchange Quick Disconnect to form an Industry Exclusive hose assembly! Our Exclusive Design Quick Disconnects are available with ends that attach directly to **FLEXCOIL**, minimizing possible connection leak points in addition to making the assembly lightweight and easier to use. Now, perfectly matched to make a single product, their individual features are further enhanced to make a "ready-to-use" hose assembly. Available in Blue.



Industrial Interchange Coupler & Connector



Industrial Interchange Coupler x 1/4" MPT

Ordering Information:

| Hose | | | Fitting | Model |
|------|------|--------|--|---------------|
| I.D. | I.D. | Length | | |
| 1/4" | 1/4" | 15' | Industrial Interchange Cplr & Conn. | PR14-15CC15-B |
| 1/4" | 1/4" | 25' | Industrial Interchange Cplr & Conn. | PR14-25CC15-B |
| 1/4" | 1/4" | 15' | Industrial Interchange Cplr x 1/4" MPT | PR14-15CB15-B |
| 1/4" | 1/4" | 25' | Industrial Interchange Cplr x 1/4" MPT | PR14-25CB15-B |

Replacement Parts Ordering Information:

| Description | Model |
|---|--------|
| Reusable 1/4" Body Industrial Interchange Coupler | 15X4PR |
| Reusable 1/4" Body Industrial Interchange Connector | 1501PR |

FLEXCOIL® Replacement Fittings

Reusable Fittings Ordering Information:

| Tube Size | | Fitting | Reusable Strain Relief Model | Reusable (no Strain Relief) Model |
|-----------------------|--------|-------------------|------------------------------|-----------------------------------|
| I.D. | O.D. | | | |
| .160" | 1/4" | 1/4" Swivel Male | n/a | PSM53204 |
| 3/16" | 5/16" | 1/4" Swivel Male | n/a | PSM0304 |
| 1/4" | 3/8" | 1/4" Swivel Male | PSM0404SR | PSM0404 |
| 1/4" | 3/8" | 1/4" Rigid Male | PRM0404SR | PRM0404 |
| 1/4" | 3/8" | 3/8" Swivel Male | PSM0406SR | PSM0406 |
| 1/4" | 3/8" | 3/8" Rigid Male | PRM0406SR | PRM0406 |
| 5/16" | 15/32" | 1/4" Swivel Male | PSM0504SR | PSM0504 |
| 5/16" | 15/32" | 1/4" Rigid Male | PRM0504SR | PRM0504 |
| 5/16" | 15/32" | 3/8" Swivel Male | PSM0506SR | PSM0506 |
| 5/16" | 15/32" | 3/8" Rigid Male | PRM0506SR | PRM0506 |
| 3/8" | 9/16" | 1/4" Swivel Male | PSM0604SR | PSM0604 |
| 3/8" | 9/16" | 1/4" Rigid Male | PRM0604SR | PRM0604 |
| 3/8" | 9/16" | 3/8" Swivel Male | PSM0606SR | PSM0606 |
| 3/8" | 9/16" | 3/8" Rigid Male | PRM0606SR | PRM0606 |
| .467" | 3/4" | 1/2" Swivel Male | n/a | PSM0808 |
| .467" | 3/4" | 1/2" Rigid Female | n/a | PRF0808 |
| BSPP Fittings: | | | | |
| 3/16" | 5/16" | 1/4" BSPP Swivel | n/a | PSM0304P |
| 1/4" | 3/8" | 1/4" BSPP Swivel | PSM0404PSR | PSM0404P |
| 5/16" | 15/32" | 3/8" BSPP Swivel | PSM0506PSR | PSM0506P |
| 3/8" | 9/16" | 3/8" BSPP Swivel | PSM0606PSR | PSM0606P |



Reusable Strain Relief



Reusable



Barb

Sleeve

Barb & Sleeve Fittings Ordering Information:

| Tube Size | | Fitting | Barb Model | Sleeve Model |
|-----------|-------|------------------|------------|--------------|
| I.D. | O.D. | | | |
| 3/16" | 5/16" | 1/4" Rigid Male | PUB0304 | PUMSC316K |
| 3/16" | 5/16" | 1/4" Swivel Male | PUB0304S | PUMSC316K |
| 3/8" | 9/16" | 1/4" Rigid Male | PUB0604 | PUMSC38K |
| 3/8" | 9/16" | 3/8" Rigid Male | PUB0606 | PUMSC38K |
| 3/8" | 9/16" | 3/8" Swivel Male | PUB0606S | PUMSC38K |

COILED HOSE




For All Your Pneumatic Accessory Needs • www.coilhose.com
 EAST: 19 Kimberly Road, East Brunswick, NJ 08816 • 732.390.8480
 WEST: 1730 NE Miller Street, McMinnville, OR 97128 • 503.434.5964

CUB Coil™ Polyurethane Air Hose

Cub Coil is the economical solution to applications where Polyurethane self-storing air hose is the best choice, but cost is an overriding factor. Produced from industrial grade raw material, CUB Coil is a tough, durable hose that will withstand the rigors of the toughest applications. To assure superior and reliable retention, CUB Coil is offered with special barb fittings designed for use on Polyurethane. Available in Black.

FEATURES

- ◆ Two integral 8" pigtails eliminate the need for whip hoses.
- ◆ Supplied with a rigid fitting on the working (tool) end and a swivel fitting on the supply end.
- ◆ 1/4" assemblies are rated at 147 PSI at 75° F and 3/8" assemblies are rated at 133 PSI at 75° F.
- ◆ Extremely flexible & kink resistant.
- ◆ Small bend radius allows for a tight coil diameter, reducing work and storage space.
- ◆ Good resistance to chemicals, oils and abrasives, making it suitable for a wide variety of applications.



Ordering Information:

| Size | Length | Fitting | Model |
|------|--------|-------------------------|------------|
| 1/4" | 10' | 1/4" Rigid & Swivel MPT | PC14-10A-K |
| 1/4" | 20' | 1/4" Rigid & Swivel MPT | PC14-20A-K |
| 1/4" | 30' | 1/4" Rigid & Swivel MPT | PC14-30A-K |
| 3/8" | 10' | 3/8" Rigid & Swivel MPT | PC38-10A-K |
| 3/8" | 20' | 3/8" Rigid & Swivel MPT | PC38-20A-K |
| 3/8" | 30' | 3/8" Rigid & Swivel MPT | PC38-30A-K |

E-Z Wash™ Polyurethane Coiled Water Hose

The E-Z Wash Coiled Water Hose is constructed of premium polyurethane material, ensuring a long-lasting hose that is resistant to abrasion, oils, and lubricants, and will withstand the rigors of the industrial environment. The hose's coiled design provides for easy extension, retraction, and compact storage, while the "tails" at the ends of the hose eliminate kinking while in use. Excellent coil memory also ensures that the hose will return to its original coiled form, even after rigorous stretching. Heavy duty, solid brass fittings are more durable and corrosion-resistant than plastic, and, unlike crimped-on fittings, have a smooth edge to guard against injury.

FEATURES

- ◆ Ten gallons per minute flow rate at 65 PSI for 1/2"; over six gallons per minute flow rate at 65 PSI for 3/8".
- ◆ Heavy duty solid brass fittings.
- ◆ "Tails" eliminate kinking.
- ◆ Stores quickly, easily and neatly, and requires minimal storage space.
- ◆ Drinking water safe.
- ◆ Resistant to abrasion, oils, lubricants and UV rays.
- ◆ 1/2" available in blue; 3/8" available in red.
- ◆ Sizes include 1/2" and 3/8" in 25' or 50' lengths.



Heavy duty, solid brass fittings.




Now with tails!
3/8" has 6" tails;
1/2" has 8" tails.

Ordering Information:

| Hose I.D. | Length | Fitting Size | Color | Model |
|-----------|--------|--------------|-------|-----------|
| 1/2" | 25' | 3/4" GHT | Blue | GH12-25-B |
| 1/2" | 50' | 3/4" GHT | Blue | GH12-50-B |
| 3/8" | 25' | 3/4" GHT | Red | GH38-25-R |
| 3/8" | 50' | 3/4" GHT | Red | GH38-50-R |

COILED HOSE

FLEXCEL® Polyurethane Reinforced Coiled Air Hose



FLEXCEL®
is also available in
straight hose
lengths and
assemblies on
page 16.

FLEXCEL is the original Reinforced Polyurethane self-storing hose. This extremely lightweight hose is extruded with an inner braid for additional strength, and this "integral piece" process eliminates the need of bonding individual layers of tubing, braiding and cover which tend to separate over time due to bending, flexing and pulsating. **FLEXCEL** combines the durability of bulkier hoses with the kink resistance and elasticity of Polyurethane to make a tough, long-lasting hose that is user friendly. **FLEXCEL** is available with reusable strain relief or reusable fittings. Available in three colors.

FEATURES

- ◆ 8" supply end and 16" working end pigtails eliminate the need for whip hoses.
- ◆ Excellent abrasion resistance.
- ◆ Withstands 200 PSI working pressure.
- ◆ Factory applied thread sealant supplied on male swivel fitting.

BENEFITS

- ◆ Kink-resistant; virtually undamaged by twisting or crushing.
- ◆ Much lighter than other air hoses.
- ◆ Extremely flexible and excellent coil memory.
- ◆ Very small bend radius and tight coil diameter reduces work and storage space.
- ◆ Up to 90% working length.

Color Code: Transparent Blue (T), Transparent Red (TR) and Transparent Yellow (TY)

Assemblies with Reusable Strain Relief Fittings Ordering Information:

| I.D. x O.D. | Length | Model | MPT Fitting | Coil O.D. | Retracted Length | Weight (Approx.) |
|---------------|---------|---------------------|---|-----------|------------------|------------------|
| 1/4" x 3/8" | 10 feet | PUE14-10 ___-Color | _ = (2) 1/4" Rigid | 1 3/4" | 9" | .41 lb |
| | 15 feet | PUE14-15 ___-Color | A = (1) 1/4" Rigid and | | 14.5" | .59 lb |
| | 20 feet | PUE14-20 ___-Color | (1) 1/4" Swivel | | 19.5" | .74 lb |
| | 25 feet | PUE14-25 ___-Color | B = (2) 1/4" Swivel 6 = (2) 3/8" Rigid | | 26.5" | .88 lb |
| 5/16" x .473" | 10 feet | PUE516-10 ___-Color | _ = (2) 3/8" Rigid | 2 3/16" | 9.5" | .68 lb |
| | 15 feet | PUE516-15 ___-Color | A = (1) 3/8" Rigid and | | 15.5" | .89 lb |
| | 20 feet | PUE516-20 ___-Color | (1) 3/8" Swivel | | 21" | 1.11 lbs |
| | 25 feet | PUE516-25 ___-Color | B = (2) 3/8" Swivel | | 26.5" | 1.32 lbs |
| 3/8" x 9/16" | 10 feet | PUE38-10 ___-Color | 4 = (2) 1/4" Rigid | 2 7/8" | 10.5" | 1.00 lb |
| | 15 feet | PUE38-15 ___-Color | _ = (2) 3/8" Rigid | | 16.7" | 1.40 lbs |
| | 20 feet | PUE38-20 ___-Color | A = (1) 3/8" Rigid and | | 23" | 1.85 lbs |
| | 25 feet | PUE38-25 ___-Color | (1) 3/8" Swivel B = (2) 3/8" Swivel | | 29" | 2.25 lbs |

Assemblies with Reusable Fittings Ordering Information:

| I.D. x O.D. | Length | Model | MPT Fitting | Coil O.D. | Retracted Length | Weight (Approx.) |
|---------------|---------|---------------------|---|-----------|------------------|------------------|
| 1/4" x 3/8" | 10 feet | PRE14-10 ___-Color | _ = (2) 1/4" Rigid | 1 3/4" | 9" | .41 lb |
| | 15 feet | PRE14-15 ___-Color | A = (1) 1/4" Rigid and | | 14.5" | .59 lb |
| | 20 feet | PRE14-20 ___-Color | (1) 1/4" Swivel | | 19.5" | .74 lb |
| | 25 feet | PRE14-25 ___-Color | B = (2) 1/4" Swivel | | 26.5" | .88 lb |
| 5/16" x .473" | 10 feet | PRE516-10 ___-Color | 4 = (2) 1/4" Swivel | 2 3/16" | 9.5" | .68 lb |
| | 15 feet | PRE516-15 ___-Color | B = (2) 3/8" Swivel | | 15.5" | .89 lb |
| | 20 feet | PRE516-20 ___-Color | | | 21" | 1.11 lbs |
| | 25 feet | PRE516-25 ___-Color | | | 26.5" | 1.32 lbs |
| 3/8" x 9/16" | 10 feet | PRE38-10 ___-Color | 4 = (2) 1/4" Rigid | 2 7/8" | 10.5" | 1.00 lb |
| | 15 feet | PRE38-15 ___-Color | 4A = (1) 1/4" Rigid and | | 16.7" | 1.40 lbs |
| | 20 feet | PRE38-20 ___-Color | (1) 1/4" Swivel | | 23" | 1.85 lbs |
| | 25 feet | PRE38-25 ___-Color | 4B = (2) 1/4" Swivel | | 29" | 2.25 lbs |
| | | | _ = (2) 3/8" Rigid | | | |
| | | | A = (1) 3/8" Rigid and (1) 3/8" Swivel | | | |

COILED HOSE



For All Your Pneumatic Accessory Needs • www.coilhose.com
 EAST: 19 Kimberly Road, East Brunswick, NJ 08816 • 732.390.8480
 WEST: 1730 NE Miller Street, McMinnville, OR 97128 • 503.434.5964

Exciting Product from Coilhose Pneumatics!

NEW



FLEXEEL *max*™


Reinforced Polyurethane Air Hose

What is even better than **FLEXEEL**®, the best selling, most often demanded brand of reinforced polyurethane air hose on the market? **FLEXEEL *max***™!


FLEXEEL *max*™ continues the tradition of the most lightweight, most durable, and most flexible reinforced polyurethane air hose available. **FLEXEEL *max***™ will still stay ultra-flexible down to temperatures as low as -40 °F, and maintain durability up to 165°F!

FLEXEEL *max*™ comes to the market with many additional features not found with **FLEXEEL**®, and certainly more than with any other brand!

FEATURES



FLEXEEL *max*™ comes in a HI-VIZ **Eel Green**™ color making it easier to see, even in low-light conditions.



FLEXEEL *max*™ comes with a higher pressure rating of **300 PSI**. This higher pressure rating means even more strength and durability!

FLEXEEL *max*™ includes the **Eel Strap**™ already assembled on the hose, making it easier to coil, store and carry after use.



FLEXEEL *max*™ comes assembled complete with a **field-repairable reusable fitting and a 1/4" Ball Swivel Coupler**™, either in industrial or automotive interchange. This ball swivel increases maneuverability at the tool and improves ergonomics.



FLEXEEL *max*™ comes assembled complete with a **field-repairable reusable fitting and our new Air Safety Plug**™, a connector which prevents dangerous "hose whip" by quickly bleeding off pressure from the hose in a controlled fashion, rather than in a dangerous sudden burst!

ORDERING INFORMATION

| Part Number | Hose ID & Length | Fittings |
|---------------|------------------|--|
| PFX4050GS15XS | 1/4" x 50' | 1/4" Ball Swivel Coupler, 1/4" Air Safety Plug - <i>industrial</i> |
| PFX4050GS16XS | 1/4" x 50' | 1/4" Ball Swivel Coupler, 1/4" Air Safety Plug - <i>automotive</i> |
| PFX4100GS15XS | 1/4" x 100' | 1/4" Ball Swivel Coupler, 1/4" Air Safety Plug - <i>industrial</i> |
| PFX4100GS16XS | 1/4" x 100' | 1/4" Ball Swivel Coupler, 1/4" Air Safety Plug - <i>automotive</i> |
| PFX5050GS15XS | 5/16" x 50' | 1/4" Ball Swivel Coupler, 1/4" Air Safety Plug - <i>industrial</i> |
| PFX5050GS16XS | 5/16" x 50' | 1/4" Ball Swivel Coupler, 1/4" Air Safety Plug - <i>automotive</i> |
| PFX5100GS15XS | 5/16" x 100' | 1/4" Ball Swivel Coupler, 1/4" Air Safety Plug - <i>industrial</i> |
| PFX5100GS16XS | 5/16" x 100' | 1/4" Ball Swivel Coupler, 1/4" Air Safety Plug - <i>automotive</i> |
| PFX6050GS15XS | 3/8" x 50' | 1/4" Ball Swivel Coupler, 1/4" Air Safety Plug - <i>industrial</i> |
| PFX6050GS16XS | 3/8" x 50' | 1/4" Ball Swivel Coupler, 1/4" Air Safety Plug - <i>automotive</i> |
| PFX6100GS15XS | 3/8" x 100' | 1/4" Ball Swivel Coupler, 1/4" Air Safety Plug - <i>industrial</i> |
| PFX6100GS16XS | 3/8" x 100' | 1/4" Ball Swivel Coupler, 1/4" Air Safety Plug - <i>automotive</i> |



For All Your Pneumatic Accessory Needs • www.coilhose.com
 EAST: 19 Kimberly Road, East Brunswick, NJ 08816 • 732.390.8480
 WEST: 1730 NE Miller Street, McMinnville, OR 97128 • 503.434.5964



STRAIGHT HOSE

FLEXEEL® Reinforced Polyurethane Straight Hose



FLEXEEL Polyurethane Reinforced Hose offers an excellent alternative to much bulkier rubber and plastic hoses. Extremely lightweight and tough, it is ideal for either outdoor contractor use or indoor industrial use. **FLEXEEL** retains its flexibility even in cold environments. The reinforced construction eliminates the possibility of having the various layers separate due to constant expansion and contraction during pulsating operations, such as with staple or nail guns. **FLEXEEL** is available with reusable strain relief, or quick disconnect fittings. **FLEXEEL** is also compatible with our Polyurethane reusable fittings (see pages 12 and 16) for in-the-field replacements.

Color Code
 Transparent Blue (T)
 Transparent Red (TR)
 Transparent Yellow (TY)

NOTE: 1/2" Flexeel is only available in Transparent Blue.


Specifications

| Type | Hose I.D. | Hose O.D. | Temperature Range | Working Pressure at 70° F |
|------|-----------|-----------|-------------------|---------------------------|
| PFE4 | 1/4" | 3/8" | -40° F To +165° F | 200 PSI |
| PFE5 | 5/16" | .473" | -40° F To +165° F | 200 PSI |
| PFE6 | 3/8" | 9/16" | -40° F To +165° F | 200 PSI |
| PFE8 | .440" | .700" | -40° F To +165° F | 200 PSI |




FLEXEEL with Reusable Strain Relief Fitting

| I.D. | Length | Fitting | Model |
|-------|--------|----------|----------------|
| 1/4" | 25' | 1/4" MPT | PFE40254 Color |
| 1/4" | 25' | 3/8" MPT | PFE40256 Color |
| 1/4" | 50' | 1/4" MPT | PFE40504 Color |
| 1/4" | 50' | 3/8" MPT | PFE40506 Color |
| 1/4" | 100' | 1/4" MPT | PFE41004 Color |
| 1/4" | 100' | 3/8" MPT | PFE41006 Color |
| 5/16" | 25' | 1/4" MPT | PFE50254 Color |
| 5/16" | 50' | 1/4" MPT | PFE50504 Color |
| 5/16" | 100' | 1/4" MPT | PFE51004 Color |
| 3/8" | 25' | 1/4" MPT | PFE60254 Color |
| 3/8" | 25' | 3/8" MPT | PFE60256 Color |
| 3/8" | 50' | 1/4" MPT | PFE60504 Color |
| 3/8" | 50' | 3/8" MPT | PFE60506 Color |
| 3/8" | 100' | 1/4" MPT | PFE61004 Color |
| 3/8" | 100' | 3/8" MPT | PFE61006 Color |
| 1/2" | 25' | 1/2" MPT | PFE80258T |
| 1/2" | 50' | 1/2" MPT | PFE80508T |
| 1/2" | 100' | 1/2" MPT | PFE81008T |



FLEXEEL with Quick Disconnect Fitting

| I.D. | Length | Fitting | Model |
|-------|--------|-----------------|-------------------|
| 1/4" | 25' | 1/4" Industrial | PFE4025 Color 15X |
| 1/4" | 50' | 1/4" Industrial | PFE4050 Color 15X |
| 1/4" | 100' | 1/4" Industrial | PFE4100 Color 15X |
| 1/4" | 25' | 1/4" Automotive | PFE4025 Color 16X |
| 1/4" | 50' | 1/4" Automotive | PFE4050 Color 16X |
| 1/4" | 100' | 1/4" Automotive | PFE4100 Color 16X |
| 5/16" | 25' | 1/4" Industrial | PFE5025 Color 15X |
| 5/16" | 50' | 1/4" Industrial | PFE5050 Color 15X |
| 5/16" | 100' | 1/4" Industrial | PFE5100 Color 15X |
| 5/16" | 25' | 1/4" Automotive | PFE5025 Color 16X |
| 5/16" | 50' | 1/4" Automotive | PFE5050 Color 16X |
| 5/16" | 100' | 1/4" Automotive | PFE5100 Color 16X |
| 3/8" | 25' | 1/4" Industrial | PFE6025 Color 15X |
| 3/8" | 50' | 1/4" Industrial | PFE6050 Color 15X |
| 3/8" | 100' | 1/4" Industrial | PFE6100 Color 15X |
| 3/8" | 25' | 1/4" Automotive | PFE6025 Color 16X |
| 3/8" | 50' | 1/4" Automotive | PFE6050 Color 16X |
| 3/8" | 100' | 1/4" Automotive | PFE6100 Color 16X |



FLEXEEL with Reusable Strain Relief & Quick Disconnect Fitting

| I.D. | Length | Fitting | Model |
|-------|--------|-----------------|--------------------|
| 1/4" | 25' | 1/4" Industrial | PFE4025 Color S15X |
| 1/4" | 50' | 1/4" Industrial | PFE4050 Color S15X |
| 1/4" | 100' | 1/4" Industrial | PFE4100 Color S15X |
| 1/4" | 25' | 1/4" Automotive | PFE4025 Color S16X |
| 1/4" | 50' | 1/4" Automotive | PFE4050 Color S16X |
| 1/4" | 100' | 1/4" Automotive | PFE4100 Color S16X |
| 5/16" | 25' | 1/4" Industrial | PFE5025 Color S15X |
| 5/16" | 50' | 1/4" Industrial | PFE5050 Color S15X |
| 5/16" | 100' | 1/4" Industrial | PFE5100 Color S15X |
| 5/16" | 25' | 1/4" Automotive | PFE5025 Color S16X |
| 5/16" | 50' | 1/4" Automotive | PFE5050 Color S16X |
| 5/16" | 100' | 1/4" Automotive | PFE5100 Color S16X |
| 3/8" | 25' | 1/4" Industrial | PFE6025 Color S15X |
| 3/8" | 50' | 1/4" Industrial | PFE6050 Color S15X |
| 3/8" | 100' | 1/4" Industrial | PFE6100 Color S15X |
| 3/8" | 25' | 1/4" Automotive | PFE6025 Color S16X |
| 3/8" | 50' | 1/4" Automotive | PFE6050 Color S16X |
| 3/8" | 100' | 1/4" Automotive | PFE6100 Color S16X |



FLEXEEL with Reusable Fitting

| I.D. | Length | Fitting | Model |
|-------|--------|----------|------------------|
| 1/4" | 25' | 1/4" MPT | PFE40254 Color Z |
| 1/4" | 25' | 3/8" MPT | PFE40256 Color Z |
| 1/4" | 50' | 1/4" MPT | PFE40504 Color Z |
| 1/4" | 50' | 3/8" MPT | PFE40506 Color Z |
| 1/4" | 100' | 1/4" MPT | PFE41004 Color Z |
| 1/4" | 100' | 3/8" MPT | PFE41006 Color Z |
| 5/16" | 25' | 1/4" MPT | PFE50254 Color Z |
| 5/16" | 50' | 1/4" MPT | PFE50504 Color Z |
| 5/16" | 100' | 1/4" MPT | PFE51004 Color Z |
| 3/8" | 25' | 1/4" MPT | PFE60254 Color Z |
| 3/8" | 25' | 3/8" MPT | PFE60256 Color Z |
| 3/8" | 50' | 1/4" MPT | PFE60504 Color Z |
| 3/8" | 50' | 3/8" MPT | PFE60506 Color Z |
| 3/8" | 100' | 1/4" MPT | PFE61004 Color Z |
| 3/8" | 100' | 3/8" MPT | PFE61006 Color Z |

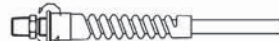
Reusable Strain Relief Instructions



1. Make a square cut on the hose end. Slide strain relief onto the hose.



2. Apply lubricant to fitting barb. Place fitting against a stationary surface and push hose over barb until the hose reaches the threads.



3. Slide strain relief down to fitting.



4. Hold strain relief secure with one wrench, and using the other wrench, turn fitting hex clockwise.



For All Your Pneumatic Accessory Needs • www.coilhose.com
 EAST: 19 Kimberly Road, East Brunswick, NJ 08816 • 732.390.8480
 WEST: 1730 NE Miller Street, McMinnville, OR 97128 • 503.434.5964

FLEXEEL without Fittings

| I.D. | Length | Model |
|-------|--------|----------------|
| 1/4" | 25' | PFE4025 Color |
| 1/4" | 50' | PFE4050 Color |
| 1/4" | 100' | PFE4100 Color |
| 1/4" | 500' | PFE4500 Color |
| 1/4" | 2000' | PFE42000 Color |
| | | |
| 5/16" | 25' | PFE5025 Color |
| 5/16" | 50' | PFE5050 Color |
| 5/16" | 100' | PFE5100 Color |
| 5/16" | 250' | PFE5250 Color |
| 5/16" | 1500' | PFE51500 Color |
| | | |
| 3/8" | 25' | PFE6025 Color |
| 3/8" | 50' | PFE6050 Color |
| 3/8" | 100' | PFE6100 Color |
| 3/8" | 200' | PFE6200 Color |
| 3/8" | 1000' | PFE61000 Color |
| | | |
| 1/2" | 25' | PFE8025T |
| 1/2" | 50' | PFE8050T |
| 1/2" | 100' | PFE8100T |
| 1/2" | 200' | PFE8200T |
| 1/2" | 500' | PFE8500T |

Reusable Strain Relief Replacement Fittings

| I.D. | O.D. | Fitting Type | Model |
|-------|--------|-----------------|-----------|
| 1/4" | 3/8" | 1/4" Rigid Male | PRM0404SR |
| 5/16" | 15/32" | 1/4" Rigid Male | PRM0504SR |
| 3/8" | 9/16" | 1/4" Rigid Male | PRM0604SR |
| 3/8" | 9/16" | 3/8" Rigid Male | PRM0606SR |

Reusable Type Replacement Fittings

| I.D. | O.D. | Fitting Type | Model |
|-------|--------|-------------------|----------|
| 1/4" | 3/8" | 1/4" Rigid Male | PRM0404 |
| 5/16" | 15/32" | 1/4" Rigid Male | PRM0504 |
| 3/8" | 9/16" | 1/4" Rigid Male | PRM0604 |
| 3/8" | 9/16" | 3/8" Rigid Male | PRM0606 |
| .467" | .700" | 1/2" Swivel Male | PSM0808S |
| .467" | .700" | 1/2" Rigid Female | PRF0808S |

Reusable Hose Splicer

| I.D. | O.D. | Model |
|-------|-------|---------|
| 1/4" | 3/8" | PHS0406 |
| 5/16" | .473" | PHS0507 |
| 3/8" | 9/16" | PHS0609 |



Water FLEXEEL® Industrial Polyurethane Hose

We have incorporated the popular characteristics of **FLEXEEL** into a new industrial-strength water hose called **Water FLEXEEL**. It's also the perfect hose for hose reels because its light weight and elastic properties make winding and unwinding a snap. This UV stabilized hose is drinking water safe and cold weather resistant so it will last season after season. Ideal for home, garden, and commercial use, this hose also weighs 50% less than traditional hose. Available in blue color.



Ordering Information:

| Hose I.D. | Working Length | Model |
|-----------|----------------|------------|
| 1/2" | 50' | WGHR12-50B |
| 1/2" | 75' | WGHR12-75B |
| 5/8" | 50' | WGHR58-50B |
| 5/8" | 75' | WGHR58-75B |

FEATURES

- ◆ Solid nickel-plated brass crush-proof fittings.
- ◆ Integral strain relief with bend restrictor.

FlexReel™ – The Best Way to Store and Transport FLEXEEL®

FlexReel combines a high quality, industrial-strength hose reel with **FLEXEEL**. **FLEXEEL**'s slim profile means more tubing fits on the reel, and its lively feel makes winding and unwinding a snap - even under the coldest conditions. A protective powder coating finish on the reel provides resistance against outdoor elements or harsh indoor environments. A built-in base plate makes installation easy. Available in choice of blue, red, or yellow hose.



Ordering Information

| Hose Diameter | Hose Length | Fittings | Reel Size | Model * |
|---------------|-------------|----------|--------------|-----------|
| 1/4" | 100' | 1/4" | 13" Diameter | FR054100_ |
| 1/4" | 200' | 1/4" | 13" Diameter | FR104200_ |
| 5/16" | 100' | 1/4" | 13" Diameter | FR055100_ |
| 5/16" | 150' | 1/4" | 13" Diameter | FR105150_ |
| 3/8" | 100' | 3/8" | 13" Diameter | FR106100_ |

* Hose is available in your choice of color. Add suffix "B" for blue, "R" for red or "Y" for yellow hose on black reel.

Mounting Accessories:

Stud Wall Plate
Model: HRM040

Hand Carry Caddy
Model: HRM001



STRAIGHT HOSE

Heavy Duty / Multipurpose Hose



Heavy Duty Hose features a Black Nitrile tube; a Blue Neoprene cover with reinforcement of multiple textile spirals. Designed for air and water, this hose has excellent flexibility. It can be used with reusable fittings or crimped-on barb fittings (pages 22-23). This hose is electrically non-conductive and adheres to a 4:1 Safety Factor and RMA Class A - High Oil Resistance.

Specifications

| Type | Hose I.D.(nom) | Hose O.D. | Temperature Range | Working Pressure at 70° F |
|------|----------------|---------------|---------------------|---------------------------|
| R14 | .250 (1/4) | .500 (1/2) | - 40° F To + 212° F | 200 PSI |
| R516 | .313 (5/16) | .594 (9/16) | - 40° F To + 212° F | 200 PSI |
| R38 | .375 (3/8) | .656 (5/8) | - 40° F To + 212° F | 200 PSI |
| R12 | .500 (1/2) | .813 (7/8) | - 40° F To + 212° F | 200 PSI |
| R34 | 0.75 (3/4) | 1.109 (71/64) | - 40° F To + 212° F | 200 PSI |

Reel lengths shown are approximate and may vary.

Please consult factory for actual length upon placing an order.

Ordering Information:

| Model | I.D. | Length | Fitting | Ferrule | Crimper & Die Reference |
|-----------|-------|-----------|-------------------|---------|--------------------------|
| R14006N | 1/4" | 6' | 1/4" MPT | HF7323 | CV500; CV500 Die Ref "D" |
| R14M06N | 1/4" | 6' | No Fitting | HF7323 | CV500; CV500 Die Ref "D" |
| R14012N | 1/4" | 12' | 1/4" MPT | HF7323 | CV500; CV500 Die Ref "D" |
| R14025N | 1/4" | 25' | 1/4" MPT | HF7323 | CV500; CV500 Die Ref "D" |
| R14025RN | 1/4" | 25' | Reusable 1/4" MPT | n/a | n/a |
| R14M25N | 1/4" | 25' | No Fitting | HF7323 | CV500; CV500 Die Ref "D" |
| R14050N | 1/4" | 50' | 1/4" MPT | HF7323 | CV500; CV500 Die Ref "D" |
| R14050RN | 1/4" | 50' | Reusable 1/4" MPT | n/a | n/a |
| R14M50N | 1/4" | 50' | No Fitting | HF7323 | CV500; CV500 Die Ref "D" |
| R14100N | 1/4" | 100' | 1/4" MPT | HF7323 | CV500; CV500 Die Ref "D" |
| R14M100N | 1/4" | 100' | No Fitting | HF7323 | CV500; CV500 Die Ref "D" |
| R14800N | 1/4" | 800' Reel | No Fitting | HF7323 | CV500; CV500 Die Ref "D" |
| R51606N | 5/16" | 6' | 1/4" MPT | HF7323 | CV500; CV500 Die Ref "B" |
| R516M06N | 5/16" | 6' | No Fitting | HF7326 | CV500; CV500 Die Ref "B" |
| R51612N | 5/16" | 12' | 1/4" MPT | HF7326 | CV500; CV500 Die Ref "B" |
| R51625N | 5/16" | 25' | 1/4" MPT | HF7326 | CV500; CV500 Die Ref "B" |
| R516M25N | 5/16" | 25' | No Fitting | HF7326 | CV500; CV500 Die Ref "B" |
| R51650N | 5/16" | 50' | 1/4" MPT | HF7326 | CV500; CV500 Die Ref "B" |
| R516M50N | 5/16" | 50' | No Fitting | HF7326 | CV500; CV500 Die Ref "B" |
| R516100N | 5/16" | 100' | 1/4" MPT | HF7326 | CV500; CV500 Die Ref "B" |
| R516M100N | 5/16" | 100' | No Fitting | HF7326 | CV500; CV500 Die Ref "B" |
| R516700N | 5/16" | 700' Reel | No Fitting | HF7326 | CV500; CV500 Die Ref "B" |
| R38006N | 3/8" | 6' | 3/8" MPT | HF7328 | CV500; CV500 Die Ref "A" |
| R380064N | 3/8" | 6' | 1/4" MPT | HF7328 | CV500; CV500 Die Ref "A" |
| R38M06N | 3/8" | 6' | No Fitting | HF7328 | CV500; CV500 Die Ref "A" |
| R38012N | 3/8" | 12' | 3/8" MPT | HF7328 | CV500; CV500 Die Ref "A" |
| R380124N | 3/8" | 12' | 1/4" MPT | HF7328 | CV500; CV500 Die Ref "A" |
| R380025N | 3/8" | 25' | 3/8" MPT | HF7328 | CV500; CV500 Die Ref "A" |
| R3800254N | 3/8" | 25' | 1/4" MPT | HF7328 | CV500; CV500 Die Ref "A" |
| R38025RN | 3/8" | 25' | Reusable 3/8" MPT | n/a | n/a |
| R38M25N | 3/8" | 25' | No Fitting | HF7328 | CV500; CV500 Die Ref "A" |
| R38050N | 3/8" | 50' | 3/8" MPT | HF7328 | CV500; CV500 Die Ref "A" |
| R380504N | 3/8" | 50' | 1/4" MPT | HF7328 | CV500; CV500 Die Ref "A" |
| R38050RN | 3/8" | 50' | Reusable 3/8" MPT | n/a | n/a |
| R38M50N | 3/8" | 50' | No Fitting | HF7328 | CV500; CV500 Die Ref "A" |
| R38100N | 3/8" | 100' | 3/8" MPT | HF7328 | CV500; CV500 Die Ref "A" |
| R381004N | 3/8" | 100' | 1/4" MPT | HF7328 | CV500; CV500 Die Ref "A" |
| R38M100N | 3/8" | 100' | No Fitting | HF7328 | CV500; CV500 Die Ref "A" |
| R38700N | 3/8" | 700' Reel | No Fitting | HF7328 | CV500; CV500 Die Ref "A" |
| R12006N | 1/2" | 6' | 1/2" MPT | HF7333 | CV501; CV501-DS6 |
| R12M06N | 1/2" | 6' | No Fitting | HF7333 | CV501; CV501-DS6 |
| R12012N | 1/2" | 12' | 1/2" MPT | HF7333 | CV501; CV501-DS6 |
| R12025N | 1/2" | 25' | 1/2" MPT | HF7333 | CV501; CV501-DS6 |
| R12M25N | 1/2" | 25' | No Fitting | HF7333 | CV501; CV501-DS6 |
| R12050N | 1/2" | 50' | 1/2" MPT | HF7333 | CV501; CV501-DS6 |
| R12M50N | 1/2" | 50' | No Fitting | HF7333 | CV501; CV501-DS6 |
| R12100N | 1/2" | 100' | 1/2" MPT | HF7333 | CV501; CV501-DS6 |
| R12M100N | 1/2" | 100' | No Fitting | HF7333 | CV501; CV501-DS6 |
| R12M100N | 1/2" | 500' Reel | No Fitting | HF7333 | CV501; CV501-DS6 |
| R12500N | 3/4" | 12' | 3/4" MPT | HF7401A | CV501; CV501-DS15 |
| R34025N | 3/4" | 25' | 3/4" MPT | HF7401A | CV501; CV501-DS15 |
| R34050N | 3/4" | 50' | 3/4" MPT | HF7401A | CV501; CV501-DS15 |
| R34100N | 3/4" | 100' | 3/4" MPT | HF7401A | CV501; CV501-DS15 |
| R34400N | 3/4" | 400' Reel | 3/4" MPT | HF7401A | CV501; CV501-DS15 |

STRAIGHT HOSE



For All Your Pneumatic Accessory Needs • www.coilhose.com
 EAST: 19 Kimberly Road, East Brunswick, NJ 08816 • 732.390.8480
 WEST: 1730 NE Miller Street, McMinnville, OR 97128 • 503.434.5964

General Purpose Hose

Ordering Information:

| Model | I.D. | Length | Fitting |
|--------------|-------|-----------|--------------------------------|
| H14012N | 1/4" | 12' | 1/4" MPT |
| H14025N | 1/4" | 25' | 1/4" MPT |
| H14050N | 1/4" | 50' | 1/4" MPT |
| H14100N | 1/4" | 100' | 1/4" MPT |
| H14800N | 1/4" | 800' Reel | No Fitting |
| H51612N | 5/16" | 12' | 1/4" MPT |
| H51625N | 5/16" | 25' | 1/4" MPT |
| H51650N | 5/16" | 50' | 1/4" MPT |
| H516100N | 5/16" | 100' | 1/4" MPT |
| H516750N | 5/16" | 750' Reel | No Fitting |
| H380124N | 3/8" | 12' | 1/4" MPT |
| H38012N | 3/8" | 12' | 3/8" MPT |
| H380254N | 3/8" | 25' | 1/4" MPT |
| H38025N | 3/8" | 25' | 3/8" MPT |
| H380504N | 3/8" | 50' | 1/4" MPT |
| H38050N | 3/8" | 50' | 3/8" MPT |
| H38050RN-DL | 3/8" | 50' | Reusable 3/8 MPT |
| H38050RZN-DL | 3/8" | 50' | Reusable 3/8 MPT w/ cpltr/conn |
| H381004N | 3/8" | 100' | 1/4" MPT |
| H38100N | 3/8" | 100' | 3/8" MPT |
| H38700N | 3/8" | 700' Reel | No Fitting |
| H12012N | 1/2" | 12' | 1/2" MPT |
| H12025N | 1/2" | 25' | 1/2" MPT |
| H12050N | 1/2" | 50' | 1/2" MPT |
| H12100N | 1/2" | 100' | 1/2" MPT |
| H12550N | 1/2" | 550' Reel | No Fitting |

Reel lengths shown are approximate and may vary. Please consult factory for actual length upon placing an order.

For ferrule or crimper & die references for this hose, please consult factory.



General Purpose Hose features a Black EPDM Tube; Red EPDM Cover with a reinforcement of Multiple Textile Spirals. Designed for air and water applications where contact with petroleum products is minimal. This hose can be used with reusable fittings or crimped-on barb fittings (pages 22-23). It adheres to a 4:1 Safety Factor and RMA Class C - Medium Oil Resistance.

Specifications

| Type | Hose I.D. (nom) | Hose O.D. (nom) | Temp Range | Working Pressure at 70° F |
|------|-----------------|-----------------|--------------------|---------------------------|
| H14 | 1/4" | 17/32" | -40° F To + 212° F | 200 PSI |
| H516 | 5/16" | 5/8" | -40° F To + 212° F | 200 PSI |
| H38 | 3/8" | 21/32" | -40° F To + 212° F | 200 PSI |
| H12 | 1/2" | 57/64" | -40° F To + 212° F | 200 PSI |

Thermoplastic Hose

Ordering Information:

| I.D. | Length | Fitting | Model |
|------|-----------|-----------------------------------|-------------|
| 1/4" | 6' | No Fittings | TP4M06 |
| 1/4" | 25' | 1/4" MPT | TP4025 |
| 1/4" | 25' | No Fittings | TP4M25 |
| 1/4" | 50' | 1/4" MPT | TP4050 |
| 1/4" | 50' | No Fittings | TP4M50 |
| 1/4" | 100' | 1/4" MPT | TP4100 |
| 1/4" | 100' | No Fittings | TP4M100 |
| 1/4" | 500' reel | No Fittings | TP4500** |
| 3/8" | 6' | none | TP6M06 |
| 3/8" | 25' | 3/8" MPT | TP6025 |
| 3/8" | 25' | 3/8" MPT | TP6025-DL* |
| 3/8" | 25' | 3/8" MPT w/ Coupler and Connector | TP6025Z-DL* |
| 3/8" | 25' | 1/4" MPT | TP60254 |
| 3/8" | 25' | none | TP6M25 |
| 3/8" | 50' | 3/8" MPT | TP6050 |
| 3/8" | 50' | 3/8" MPT | TP6050-DL* |
| 3/8" | 50' | 3/8" MPT w/ Coupler and Connector | TP6050Z-DL |
| 3/8" | 50' | 1/4" MPT | TP60504 |
| 3/8" | 50' | none | TP6M50 |
| 3/8" | 100' | 3/8" MPT | TP6100 |
| 3/8" | 100' | 1/4" MPT | TP61004 |
| 3/8" | 100' | none | TP6M10 |
| 3/8" | 500' reel | none | TP6500** |
| 1/2" | 6' | none | TP8M06 |
| 1/2" | 25' | 1/2" MPT | TP8025 |
| 1/2" | 25' | none | TP8M25 |
| 1/2" | 50' | 1/2" MPT | TP8050 |
| 1/2" | 50' | none | TP8M50 |
| 1/2" | 100' | none | TP8M100 |
| 1/2" | 500' reel | none | TP8500** |



Thermoplastic combines prime PVC with special additives allowing this hose to resist long term deterioration caused by exposure to air line lubricating oils. A tough cover protects against scuffs, cuts and abrasions while rayon spiral synthetic cord assures added strength, making this product a popular choice for industrial environments. Thermoplastic hose should be used with crimped-on barb fittings only (see page 23). Available in Blue and with or without fittings.

Specifications

| Type | Hose I.D. | Hose O.D. | Temperature Range | Working Pressure at 70° F |
|------|-----------|-----------|-------------------|---------------------------|
| TP4 | 1/4" | 17/32" | -20° F To +150° F | 300 PSI |
| TP6 | 3/8" | 21/32" | -20° F To +150° F | 300 PSI |
| TP8 | 1/2" | 57/64" | -20° F To +150° F | 300 PSI |

* Denotes Display Package.

** Reel lengths shown are approximate and may vary. Please consult factory for actual length upon placing an order.

STRAIGHT HOSE

Lock-On Rubber Hose



When pressurized, Lock-On Hose contracts to grip the fitting and slightly elongates, providing a positive grip of Lock-On Hose to the fitting.

Coilhose Lock-On Rubber Hose withstands pressures up to 300 PSI and temperatures up to 212° F. Lock-On Fittings, when used with Lock-On Hose, eliminate the need for ferrules or clamps, which facilitates quick, permanent in-the-field installations and repairs. Hose consists of Black Nitrile Tube with multiple textile spirals and Gray Neoprene Cover. Use with the Lock-On Hose Fittings (page 20) and couplers and connectors with lock-on barb (pages 26-30). This hose adheres to a 4:1 Safety Factor and RMA Class A - High Oil Resistance. Also, our lock-on hose has a flame resistant cover.

Specifications

| Type | Hose I.D. (nom) | Hose O.D. (nom) | Temperature Range | Working Pressure at 70° F |
|-------|-----------------|-----------------|---------------------|---------------------------|
| L14RN | 1/4" | 1/2" | - 40° F To + 212° F | 300 PSI |
| L38 | 3/8" | 21/32" | - 40° F To + 212° F | 300 PSI |
| L12 | 1/2" | 13/16" | - 40° F To + 212° F | 300 PSI |

Ordering Information:


| Model | I.D. | Length | Fitting |
|-------------|------|-----------|-----------------------------------|
| L14RM06N | 1/4" | 6' | No Fitting |
| L14R025N | 1/4" | 25' | 1/4" Lock-on MPT |
| L14RM25N | 1/4" | 25' | No Fitting |
| L14R050N | 1/4" | 50' | 1/4" Lock-on MPT |
| L14RM50N | 1/4" | 50' | No Fitting |
| L14R050N15X | 1/4" | 50' | 1/4" Lock-on Industrial Cplr/Conn |
| L14R050N16X | 1/4" | 50' | 1/4" Lock-on Automotive Cplr/Conn |
| L14R100N | 1/4" | 100' | 1/4" Lock-on MPT |
| L14R100N15X | 1/4" | 100' | 1/4" Lock-on Industrial Cplr/Conn |
| L14R100N16X | 1/4" | 100' | 1/4" Lock-on Automotive Cplr/Conn |
| L14RM100N | 1/4" | 100' | No Fitting |
| L14RN | 1/4" | 650' Reel | No Fitting |
| L38RM06N | 3/8" | 6' | No Fitting |
| L38R025N | 3/8" | 25' | 3/8" Lock-on MPT |
| L38R0254N | 3/8" | 25' | 1/4" Lock-on MPT |
| L38RM25N | 3/8" | 25' | No Fitting |
| L38R050N | 3/8" | 50' | 3/8" Lock-on MPT |
| L38R0504N | 3/8" | 50' | 1/4" Lock-on MPT |
| L38RM50N | 3/8" | 50' | No Fitting |
| L38R050N15X | 3/8" | 50' | 1/4" Lock-on Industrial Cplr/Conn |
| L38R050N16X | 3/8" | 50' | 1/4" Lock-on Automotive Cplr/Conn |
| L38R100N | 3/8" | 100' | 1/4" Lock-on MPT |
| L38R100N15X | 3/8" | 100' | 1/4" Lock-on Industrial Cplr/Conn |
| L38R100N16X | 3/8" | 100' | 1/4" Lock-on Automotive Cplr/Conn |
| L38RM100N | 3/8" | 100' | No Fitting |
| L38RN | 3/8" | 650' Reel | No Fitting |
| L12RM06N | 1/2" | 6' | No Fitting |
| L12RM25N | 1/2" | 25' | No Fitting |
| L12RM50N | 1/2" | 50' | No Fitting |
| L12RM100N | 1/2" | 100' | No Fitting |
| L12RN | 1/2" | 500' Reel | No Fitting |


Reel lengths shown are approximate and may vary. Please consult factory for actual length upon placing an order.


For ferrule or crimper & die references for this hose, please consult factory.


Lock-On Rubber Hose Fittings

STRAIGHT HOSE

| Swivel Male | Hose I.D. | Thread | Model |
|---|-----------|----------|---------|
|  | 1/4" | 1/4" MPT | LSM0404 |
| | 3/8" | 3/8" MPT | LSM0606 |
| | 1/2" | 1/2" MPT | LSM0808 |


| Rigid Female | Hose I.D. | Thread | Model |
|--|-----------|----------|---------|
|  | 1/4" | 1/4" FPT | LRF0404 |
| | 3/8" | 3/8" FPT | LRF0606 |
| | 1/2" | 1/2" FPT | LRF0808 |

| Splicer | Hose I.D. | Thread | Model |
|---|-----------|--------|--------|
|  | 1/4" | n/a | LS0404 |
| | 3/8" | n/a | LS0606 |
| | 1/2" | n/a | LS0808 |

| Rigid Male | Hose I.D. | Thread | Model |
|--|-----------|----------|---------|
|  | 1/4" | 1/8" MPT | LRM0402 |
| | 1/4" | 1/4" MPT | LRM0404 |
| | 3/8" | 1/4" MPT | LRM0604 |
| | 3/8" | 3/8" MPT | LRM0606 |
| | 3/8" | 1/2" MPT | LRM0608 |
| | 1/2" | 1/2" MPT | LRM0808 |

ASSEMBLY INSTRUCTIONS:

1. Cut hose square.
2. Lubricate barb with soapy water solution.
3. Insert fitting into hose until first barb is in hose.
4. Place fitting against flat surface and grip hose 1" from end. Push with steady force until end of hose is bottomed against edge of plastic cap.

| Swivel Female | Hose I.D. | Thread | Model |
|--|-----------|----------|---------|
|  | 1/4" | 1/4" FPT | LSF0404 |
| | 3/8" | 1/4" FPT | LSF0604 |
| | 3/8" | 3/8" FPT | LSF0606 |
| | 1/2" | 1/2" FPT | LSF0808 |

See pages 26 - 30 for more Lock-On Fittings (model numbers with "L").




For All Your Pneumatic Accessory Needs • www.coilhose.com
 EAST: 19 Kimberly Road, East Brunswick, NJ 08816 • 732.390.8480
 WEST: 1730 NE Miller Street, McMinnville, OR 97128 • 503.434.5964

Ball Swivel Lead-In Hose

A Ball Swivel Lead-In Hose helps eliminate stress and wear points caused by bending and pulling. Additionally, when used between the air tool and coupler, a lead-in hose will extend the life of the coupler by acting as a shock absorber and protecting the coupler against tool vibration. It also provides an easier and wider range of motion, reducing worker fatigue while increasing productivity. The end result is a safer and more economical hose assembly. Fittings are male ball swivel and female rigid.

| NPT | Hose I.D. | Hose Length | Material | | | |
|------|-----------|-------------|-----------|-----------|------------|---------------|
| | | | FLEXEEL | Nitrile | Red Rubber | Thermoplastic |
| 1/4" | 1/4" | 12" | FP0412BS | RP0412BS | HP0412BS | VP0412BS |
| 1/4" | 1/4" | 18" | FP0418BS | RP0418BS | HP0418BS | VP0418BS |
| 1/4" | 1/4" | 24" | FP0424BS | RP0424BS | HP0424BS | VP0424BS |
| 1/4" | 1/4" | 30" | FP0430BS | RP0430BS | HP0430BS | VP0430BS |
| 1/4" | 1/4" | 36" | FP0436BS | RP0436BS | HP0436BS | VP0436BS |
| 1/4" | 1/4" | 60" | FP0460BS | RP0460BS | HP0460BS | VP0460BS |
| | | | | | | |
| 1/4" | 5/16" | 12" | FP0512BS | RP0512BS | HP0512BS | --- |
| 1/4" | 5/16" | 18" | FP0518BS | RP0518BS | HP0518BS | --- |
| 1/4" | 5/16" | 24" | FP0524BS | RP0524BS | HP0524BS | --- |
| 1/4" | 5/16" | 30" | FP0530BS | RP0530BS | HP0530BS | --- |
| 1/4" | 5/16" | 36" | FP0536BS | RP0536BS | HP0536BS | --- |
| 1/4" | 5/16" | 60" | FP0560BS | RP0560BS | HP0560BS | --- |
| | | | | | | |
| 1/4" | 3/8" | 12" | FP06124BS | RP06124BS | HP06124BS | VP06124BS |
| 1/4" | 3/8" | 18" | FP06184BS | RP06184BS | HP06184BS | VP06184BS |
| 1/4" | 3/8" | 24" | FP06244BS | RP06244BS | HP06244BS | VP06244BS |
| 1/4" | 3/8" | 30" | FP06304BS | RP06304BS | HP06304BS | VP06304BS |
| 1/4" | 3/8" | 36" | FP06364BS | RP06364BS | HP06364BS | VP06364BS |
| 1/4" | 3/8" | 60" | FP06604BS | RP06604BS | HP06604BS | VP06604BS |
| 1/4" | 3/8" | 72" | FP06724BS | RP06724BS | HP06724BS | VP06724BS |




FEATURES

- ◆ Shock absorbing whip hose.
- ◆ Ball swivel provides additional range of motion.
- ◆ Lengths up to 72".
- ◆ Maximum working pressure:
 - FLEXEEL - 200 PSI
 - Thermoplastic - 300 PSI
 - Nitrile - 300 PSI
 - Red Rubber - 250 PSI

Pigtail Assemblies

Prolong hose life by eliminating end stress and increase production by facilitating tool manipulation. Installing a pigtail between the coupler and the air tool will act as a shock absorber and extend the life of the coupler. Available in Nitrile Blend, Thermoplastic, and Polyurethane.

| Hose I.D. | Hose Length | Fitting | End Type | Material | | |
|-----------|-------------|----------|------------------------------------|---------------|---------------|--------------|
| | | | | Nitrile Blend | Thermoplastic | Polyurethane |
| 1/4" | 3" | 1/4" NPT | Rigid MPT x Swivel (Ball Type) FPT | RP0403 | --- | --- |
| 1/4" | 6" | 1/4" NPT | Rigid MPT x Swivel (Ball Type) FPT | RP0406 | --- | --- |
| 1/4" | 6" | 1/4" NPT | Swivel MPT x Rigid FPT | RP0406S | --- | PP0406S |
| 1/4" | 12" | 1/4" NPT | Rigid MPT x Swivel (Ball Type) FPT | RP0412 | VP0412 | --- |
| 1/4" | 12" | 1/4" NPT | Swivel MPT x Rigid FPT | RP0412S | VP0412S | PP0412S |
| 1/4" | 18" | 1/4" NPT | Rigid MPT x Swivel (Ball Type) FPT | RP0418 | VP0418 | --- |
| 1/4" | 18" | 1/4" NPT | Swivel MPT x Rigid FPT | RP0418S | VP0418S | PP0418S |
| 1/4" | 24" | 1/4" NPT | Rigid MPT x Swivel (Ball Type) FPT | RP0424 | VP0424 | --- |
| 1/4" | 24" | 1/4" NPT | Swivel MPT x Rigid FPT | RP0424S | VP0424S | PP0424S |
| 1/4" | 36" | 1/4" NPT | Rigid MPT x Swivel (Ball Type) FPT | RP0436 | VP0436 | --- |
| 1/4" | 36" | 1/4" NPT | Swivel MPT x Rigid FPT | RP0436S | VP0436S | PP0436S |
| | | | | | | |
| 5/16" | 12" | 1/4" NPT | Rigid MPT x Swivel (Ball Type) FPT | RP0512 | --- | --- |
| 5/16" | 18" | 1/4" NPT | Rigid MPT x Swivel (Ball Type) FPT | RP0518 | --- | --- |
| 5/16" | 24" | 1/4" NPT | Rigid MPT x Swivel (Ball Type) FPT | RP0524 | --- | --- |
| 5/16" | 36" | 1/4" NPT | Rigid MPT x Swivel (Ball Type) FPT | RP0536 | --- | --- |
| | | | | | | |
| 3/8" | 12" | 3/8" NPT | Rigid MPT x Swivel (Ball Type) FPT | RP0612 | VP0612 | --- |
| 3/8" | 12" | 3/8" NPT | Swivel MPT x Rigid FPT | RP0612S | VP0612S | PP0612S |
| 3/8" | 18" | 3/8" NPT | Rigid MPT x Swivel (Ball Type) FPT | RP0618 | VP0618 | --- |
| 3/8" | 18" | 3/8" NPT | Swivel MPT x Rigid FPT | RP0618S | VP0618S | PP0618S |
| 3/8" | 24" | 3/8" NPT | Rigid MPT x Swivel (Ball Type) FPT | RP0624 | VP0624 | --- |
| 3/8" | 24" | 3/8" NPT | Swivel MPT x Rigid FPT | RP0624S | VP0624S | PP0624S |
| 3/8" | 36" | 3/8" NPT | Rigid MPT x Swivel (Ball Type) FPT | RP0636 | VP0636 | --- |
| 3/8" | 36" | 3/8" NPT | Swivel MPT x Rigid FPT | RP0636S | VP0636S | PP0636S |
| | | | | | | |
| 1/2" | 12" | 1/2" NPT | Rigid MPT x Swivel (Ball Type) FPT | RP0812 | VP0812 | --- |
| 1/2" | 18" | 1/2" NPT | Rigid MPT x Swivel (Ball Type) FPT | RP0818 | VP0818 | --- |
| 1/2" | 24" | 1/2" NPT | Rigid MPT x Swivel (Ball Type) FPT | RP0824 | VP0824 | --- |
| 1/2" | 36" | 1/2" NPT | Rigid MPT x Swivel (Ball Type) FPT | RP0836 | VP0836 | --- |
| | | | | | | |
| 3/4" | 12" | 3/4" NPT | Rigid MPT x Swivel (Ball Type) FPT | RP1212 | --- | --- |
| 3/4" | 18" | 3/4" NPT | Rigid MPT x Swivel (Ball Type) FPT | RP1218 | --- | --- |
| 3/4" | 24" | 3/4" NPT | Rigid MPT x Swivel (Ball Type) FPT | RP1224 | --- | --- |
| 3/4" | 36" | 3/4" NPT | Rigid MPT x Swivel (Ball Type) FPT | RP1236 | --- | --- |




MAXIMUM WORKING PRESSURE


- Nitrile: 300 PSI**
Thermoplastic: 300 PSI
Polyurethane: 125 PSI


STRAIGHT HOSE


Brass Hose Fittings


Coilhoose manufactures brass fittings to exacting tolerances and strict quality control standards. Made of solid brass, barb fittings with properly crimped ferrules or clamps (see pages 23 - 24) can be used with FLEXEEL, nitrile, rubber and thermoplastic hose (see pages 16, 18 and 19). Coilhoose Reusable Hose Fittings are ideal for quick, easy, yet permanent in-the-field installations. Reusable fittings can be used with nitrile and rubber hose (see pages 18 - 19).


| Reusable Male Rigid | I.D. | O.D. | Male NPT | Model |
|---|-------|--------|----------|----------|
|  | 1/4" | 1/2" | 1/4" | RM040804 |
| | 1/4" | 9/16" | 1/4" | RM040904 |
| | 1/4" | 5/8" | 1/4" | RM041004 |
| | 5/16" | 9/16" | 1/4" | RM050904 |
| | 5/16" | 5/8" | 1/4" | RM051004 |
| | 5/16" | 11/16" | 1/4" | RM051104 |
| | 3/8" | 5/8" | 1/4" | RM061004 |
| | 3/8" | 11/16" | 1/4" | RM061104 |
| | 3/8" | 3/4" | 1/4" | RM061204 |
| | 3/8" | 5/8" | 3/8" | RM061006 |
| | 3/8" | 11/16" | 3/8" | RM061106 |
| | 3/8" | 3/4" | 3/8" | RM061206 |
| | 1/2" | 7/8" | 1/2" | RM081408 |
| | 1/2" | 15/16" | 1/2" | RM081508 |
| | 1/2" | 1" | 1/2" | RM081608 |


| Reusable Female Swivel | I.D. | O.D. | Female NPT | Model |
|---|-------|--------|------------|----------|
|  | 1/4" | 1/2" | 1/4" | RF040804 |
| | 1/4" | 9/16" | 1/4" | RF040904 |
| | 1/4" | 5/8" | 1/4" | RF041004 |
| | 5/16" | 9/16" | 1/4" | RF050904 |
| | 5/16" | 5/8" | 1/4" | RF051004 |
| | 5/16" | 11/16" | 1/4" | RF051104 |
| | 3/8" | 5/8" | 3/8" | RF061006 |
| | 3/8" | 11/16" | 3/8" | RF061106 |
| | 3/8" | 3/4" | 3/8" | RF061206 |
| | 1/2" | 7/8" | 1/2" | RF081408 |
| | 1/2" | 15/16" | 1/2" | RF081508 |
| | 1/2" | 1" | 1/2" | RF081608 |


| Reusable Hose Splicer | I.D. | O.D. | Model |
|---|------|--------|--------|
|  | 1/4" | 1/2" | RS0408 |
| | 1/4" | 9/16" | RS0409 |
| | 1/4" | 5/8" | RS0410 |
| | 3/8" | 5/8" | RS0610 |
| | 3/8" | 11/16" | RS0611 |
| | 3/8" | 3/4" | RS0612 |


| Male Adapter Female - For Ball Type | Male NPS | Male NPT | Model |
|---|----------|----------|--------|
|  | 1/4" | 1/8" | MA0402 |
| | 1/4" | 1/4" | MA0404 |
| | 3/8" | 1/4" | MA0604 |
| | 3/8" | 3/8" | MA0606 |
| | 1/2" | 3/8" | MA0806 |
| | 1/2" | 1/2" | MA0808 |
| | 3/4" | 3/4" | MA1212 |


| Male Rigid Hose Barb | I.D. | Male NPT | Model |
|---|-------|----------|-------|
|  | 1/8" | 1/8" | B0202 |
| | 3/16" | 1/8" | B0302 |
| | 3/16" | 1/4" | B0304 |
| | 1/4" | 1/8" | B0402 |
| | 1/4" | 1/4" | B0404 |
| | 1/4" | 3/8" | B0406 |
| | 5/16" | 1/4" | B0504 |
| | 3/8" | 1/8" | B0602 |
| | 3/8" | 1/4" | B0604 |
| | 3/8" | 3/8" | B0606 |
| | 3/8" | 1/2" | B0608 |
| | 1/2" | 1/4" | B0804 |
| | 1/2" | 3/8" | B0806 |
| | 1/2" | 1/2" | B0808 |
| | 1/2" | 3/4" | B0812 |
| | 3/4" | 1/2" | B1208 |
| | 3/4" | 3/4" | B1212 |
| | 1" | 3/4" | B1612 |
| | 1" | 1" | B1616 |

| Male 360° Swivel Hose Barb | I.D. | Male NPT | Model |
|---|------|----------|--------|
|  | 1/4" | 1/4" | B0404S |
| | 3/8" | 3/8" | B0606S |

| Female Rigid Hose Barb | I.D. | Female NPT | Model |
|---|-------|------------|--------|
|  | 1/4" | 1/8" | FR0402 |
| | 1/4" | 1/4" | FR0404 |
| | 1/4" | 3/8" | FR0406 |
| | 5/16" | 1/4" | FR0504 |
| | 3/8" | 1/4" | FR0604 |
| | 3/8" | 3/8" | FR0606 |
| | 1/2" | 1/4" | FR0804 |
| | 1/2" | 3/8" | FR0806 |
| | 1/2" | 1/2" | FR0808 |


| Female Swivel Hose Barb (Ball Type) | I.D. | Female NPT | Model |
|---|-------|------------|-------|
|  | 3/16" | 1/8" | F0302 |
| | 3/16" | 1/4" | F0304 |
| | 1/4" | 1/8" | F0402 |
| | 1/4" | 1/4" | F0404 |
| | 5/16" | 1/4" | F0504 |
| | 3/8" | 1/4" | F0604 |
| | 3/8" | 3/8" | F0606 |
| | 1/2" | 1/2" | F0808 |
| | 3/4" | 3/4" | F1212 |

| Hose Splicer Barb | I.D. | Model |
|--|-------|-------|
|  | 3/16" | BS03 |
| | 1/4" | BS04 |
| | 5/16" | BS05 |
| | 3/8" | BS06 |
| | 1/2" | BS08 |

| Swivel Conversion Fitting | Female NPT | Male NPT | Model |
|---|------------|----------|---------|
|  | 1/4" | 1/4" | CF0404S |
| | 3/8" | 1/4" | CF0604S |
| | 3/8" | 3/8" | CF0606S |

| 90° Swivel Elbow Fitting | Male NPT | Female NPT | Model |
|---|----------|------------|--------|
|  | 1/4" | 1/4" | L0404S |

| Elbow Swivel | Male NPT | Female NPT | Model |
|---|----------|------------|----------|
|  | 1/4" | 1/4" | LM0404SS |


| Hose Repair Kit | I.D. | Description | Model |
|---|-------|--------------------------|-------|
|  | 1/4" | 1/4" NPTM Barb & Clamp | RK01 |
| | 5/16" | 1/4" NPTM Barb & Clamp | RK02 |
| | 3/8" | 1/4" NPTM Barb & Clamp | RK03 |
| | 3/8" | 3/8" NPTM Barb & Clamp | RK04 |
| | 1/2" | 1/2" NPTM Barb & Clamp | RK05 |
| | 1/4" | 1/4" Splicer & 2 Clamps | RK06 |
| | 5/16" | 5/16" Splicer & 2 Clamps | RK07 |
| | 3/8" | 3/8" Splicer & 2 Clamps | RK08 |

Hose Crimpers

The CV500 Hose Crimper is furnished with mounting holes for permanent installations or it may be used as a portable tool for in-the-field hose assembly. Crimps 1/4" to 3/8" I.D. hose in either one or two braid design.

Hose Crimper Ordering Information:

| Die Reference | Approximate Die Inside Diameter | Die Half Model |
|---------------|---------------------------------|------------------------|
| A | .630" | CV500-DH1 CV500-DH2 |
| B | .580" | CV500-DH2 CV500-DH3 |
| C | .530" | CV500-DH3 CV500-DH4 |
| D | .480" | CV500-DH4 CV500-DH5 |
| E | .680" | CV500-DH5 CV500-DH6 |



Model CV500

Optional Die Sets Ordering Information:


| Approx. Die Inside Diameter | Model |
|-----------------------------|------------|
| .437" | CV500-DS7 |
| .750" | CV500-DS8 |
| .812" | CV500-DS9 |
| .375" | CV500-DS10 |

The Optional Die Sets include the two die halves required to crimp a ferrule onto the hose.

Larger Diameter Hose Crimper Die Set Ordering Information:

| Hose Outside Diameter | Model |
|-----------------------|------------|
| 11/16" | CV501-DS1 |
| 23/32" | CV501-DS2 |
| 3/4" | CV501-DS3 |
| 25/32" | CV501-DS4 |
| 13/16" | CV501-DS5 |
| 27/32" | CV501-DS6 |
| 7/8" | CV501-DS7 |
| 29/32" | CV501-DS8 |
| 15/16" | CV501-DS9 |
| 31/32" | CV501-DS10 |
| 1" | CV501-DS11 |
| 1 1/32" | CV501-DS12 |
| 1 1/16" | CV501-DS13 |
| 1 1/8" | CV501-DS14 |
| 1 3/16" | CV501-DS15 |
| 1 1/4" | CV501-DS16 |
| 1 5/16" | CV501-DS17 |
| 1 3/8" | CV501-DS18 |
| 1 7/16" | CV501-DS19 |
| 1 1/2" | CV501-DS20 |

The CV501 Large Diameter Hose Crimper is designed for use with 7/8" to 1 1/2" O.D. (1/2" to 1" I.D.) hose. *This crimper is sold without dies.* Select the die set for the required hose size from the table shown.



Model CV501

Each die set includes the two die halves required to crimp a ferrule onto the hose. Only one die set can be loaded into the Large Diameter Hose Crimper at a time.

Hose Ferrules



NOTE: Brass hose ferrules are sold in package quantities only.

Ordering Information:

| I.D. | Length | Reference | Pkg. Qty. | Model |
|--------|--------|------------|-----------|--------|
| 0.562" | 3/4" | | 25 | HF3588 |
| 0.875" | 7/8" | H12 | 25 | HF7244 |
| 0.900" | 7/8" | R12 | 25 | HF5029 |
| 0.500" | 1" | | 25 | HF7322 |
| 0.525" | 1" | TP4 | 25 | HF7323 |
| 0.568" | 1" | R14, H14 | 25 | HF7325 |
| 0.593" | 1" | | 25 | HF7326 |
| 0.625" | 1" | | 25 | HF7327 |
| 0.656" | 1" | R516, H516 | 25 | HF7328 |
| 0.687" | 1" | H38, TP6 | 25 | HF7329 |
| 0.718" | 1" | R38 | 25 | HF7330 |
| 0.750" | 1" | | 25 | HF7331 |
| 0.781" | 1" | TP8 | 25 | HF7332 |
| 0.812" | 1" | | 25 | HF7333 |
| 1.257" | 1 1/4" | R34 | 10 | HF1275 |
| 1.563" | 1 1/8" | | 10 | HF1563 |

For All Your Pneumatic Accessory Needs • www.coilhose.com
 EAST: 19 Kimberly Road, East Brunswick, NJ 08816 • 732.390.8480
 WEST: 1730 NE Miller Street, McMinnville, OR 97128 • 503.434.5964

STRAIGHT HOSE

Clamps, Installation & Removal Tools



Double ear clamps are widely used in maintenance and OEM medium pressure applications. Their single piece construction assures a positive, tamperproof seal without damaging the hose or tubing. Double ear design permits compensations for tolerance variations in hose sizes. For proper installation, select the nominal clamp size nearest to, but slightly larger than, the outside diameter of the hose or tubing to be clamped with the insert (fitting) in place. One ear should be closed all the way. When the second ear is closed, the first ear will open slightly. This creates a spring-like action which holds against pressure, vibration and hose shrinking caused by temperature changes or aging. Available in 1008/1010 zinc-plated carbon steel or 300 Series stainless steel.

Double Ear Clamps Ordering Information:

| Nominal Size | Inches | | mm | | Width | | Thickness | | Inner Width of Ear | | Zinc-Plated Model | Stainless Model |
|--------------|--------|---------|--------|-------|--------|------|-----------|-----|--------------------|-----|-------------------|-----------------|
| | Closed | Open | Closed | Open | Inches | mm | Inches | mm | Inches | mm | | |
| 5/32" | .122 | — .161 | 3.1 | — 4.1 | .138 | 3.5 | .0197 | 0.5 | .0591 | 1.5 | EC41 | ES41 |
| 11/64" | .138 | — .177 | 3.5 | — 4.5 | .138 | 3.5 | .0236 | 0.6 | .0591 | 1.5 | EC45 | n/a |
| 3/16" | .118 | — .197 | 3 | — 5 | .197 | 5.0 | .0276 | 0.7 | .0980 | 2.5 | EC305 | ES305 |
| 1/4" | .197 | — .276 | 5 | — 7 | .236 | 6.0 | .0276 | 0.7 | .118 | 3.0 | EC507 | ES507 |
| 5/16" | .276 | — .354 | 7 | — 9 | .276 | 7.0 | .0394 | 1.0 | .126 | 3.2 | EC709 | ES709 |
| 3/8" | .315 | — .433 | 8 | — 11 | .276 | 7.0 | .0394 | 1.0 | .177 | 4.5 | EC811 | ES811 |
| 7/16" | .354 | — .433 | 9 | — 11 | .276 | 7.0 | .0394 | 1.0 | .138 | 3.5 | EC911 | ES911 |
| 1/2" | .433 | — .512 | 11 | — 13 | .276 | 7.0 | .0394 | 1.0 | .138 | 3.5 | EC1113 | ES1113 |
| 9/16" | .512 | — .591 | 13 | — 15 | .295 | 7.5 | .0394 | 1.0 | .158 | 4.0 | EC1315 | ES1315 |
| 19/32" | .591 | — .669 | 15 | — 17 | .315 | 8.0 | .0473 | 1.2 | .197 | 5.0 | EC1517 | ES1517 |
| 5/8" | .591 | — .708 | 15 | — 18 | .315 | 8.0 | .0473 | 1.2 | .197 | 5.0 | EC1518 | ES1518 |
| 3/4" | .669 | — .787 | 17 | — 20 | .335 | 8.5 | .0473 | 1.2 | .236 | 6.0 | EC1720 | ES1720 |
| 13/16" | .748 | — .866 | 19 | — 22 | .354 | 9.0 | .0591 | 1.5 | .256 | 6.5 | EC1922 | ES1922 |
| 7/8" | .787 | — .905 | 20 | — 23 | .354 | 9.0 | .0591 | 1.5 | .256 | 6.5 | EC2023 | ES2023 |
| 15/16" | .866 | — .984 | 22 | — 25 | .394 | 10.0 | .0591 | 1.5 | .256 | 6.5 | EC2225 | ES2225 |
| 1" | .905 | — 1.063 | 23 | — 27 | .394 | 10.0 | .0591 | 1.5 | .276 | 7.0 | EC2327 | ES2327 |
| 1 1/16" | .984 | — 1.102 | 25 | — 28 | .394 | 10.0 | .0591 | 1.5 | .256 | 6.5 | EC2528 | ES2528 |
| 1 1/8" | 1.063 | — 1.220 | 27 | — 31 | .394 | 10.0 | .0591 | 1.5 | .295 | 7.5 | EC2731 | ES2731 |
| 1 5/16" | 1.220 | — 1.339 | 31 | — 34 | .394 | 10.0 | .0591 | 1.5 | .295 | 7.5 | EC3134 | ES3134 |
| 1 7/16" | 1.339 | — 1.457 | 34 | — 37 | .394 | 10.0 | .0591 | 1.5 | .315 | 8.0 | EC3437 | ES3437 |
| 1 1/2" | 1.457 | — 1.575 | 37 | — 40 | .394 | 10.0 | .0591 | 1.5 | .315 | 8.0 | EC3740 | ES3740 |
| 1 5/8" | 1.575 | — 1.693 | 40 | — 43 | .394 | 10.0 | .0591 | 1.5 | .335 | 8.5 | EC4043 | ES4043 |
| 1 3/4" | 1.693 | — 1.811 | 43 | — 46 | .394 | 10.0 | .0591 | 1.5 | .335 | 8.5 | EC4346 | ES4346 |

NOTE: Double Ear Clamps must be purchased in package quantities of twenty-five.

Installation & Removal Tools Ordering Information:



| Description | Model |
|--|--------|
| Straight Ear Clamp Pincher | ST1098 |
| Side Ear Clamp Pincher (For use in confined areas with pinchers held parallel to the hose) | NT1099 |

Hose Clamps Ordering Information:

| Size Range (Dia.) | Band Width | Plated Model | Stainless Model | |
|-------------------|------------|--------------|-----------------|-------|
| Min. | Max. | | | |
| 7/32" | 5/8" | 5/16" | HC104 | HS104 |
| 5/16" | 7/8" | 5/16" | HC106 | HS106 |
| 9/16" | 1 1/4" | 5/16" | HC112 | HS112 |
| 11/16" | 1 1/2" | 5/16" | HC116 | HS116 |
| 3/4" | 1 3/4" | 5/16" | HC120 | HS120 |
| 3/8" | 7/8" | 9/16" | HC206 | HS206 |
| 7/16" | 1" | 9/16" | HC208 | HS208 |
| 9/16" | 1 1/16" | 9/16" | HC210 | HS210 |
| 9/16" | 1 1/4" | 9/16" | HC212 | HS212 |
| 11/16" | 1 1/2" | 9/16" | HC216 | HS216 |
| 3/4" | 1 3/4" | 9/16" | HC220 | HS220 |
| 1 1/16" | 2" | 9/16" | HC224 | HS224 |
| 1 5/16" | 2 1/4" | 9/16" | HC228 | HS228 |
| 1 9/16" | 2 1/2" | 9/16" | HC232 | HS232 |
| 1 13/16" | 2 3/4" | 9/16" | HC236 | HS236 |
| 2 1/16" | 3" | 9/16" | HC240 | HS240 |
| 2 5/16" | 3 1/4" | 9/16" | HC244 | HS244 |
| 2 9/16" | 3 1/2" | 9/16" | HC248 | HS248 |
| 2 13/16" | 3 3/4" | 9/16" | HC252 | HS252 |
| 3 1/16" | 4" | 9/16" | HC256 | HS256 |
| 3 9/16" | 4 1/2" | 9/16" | HC264 | HS264 |
| 4 1/16" | 5" | 9/16" | HC272 | HS272 |
| 4 5/8" | 5 1/2" | 9/16" | HC280 | HS280 |

Note: Hose clamps must be purchased in package quantities of ten.



Worm-Drive Reusable Hose Clamps facilitate quick, permanent in-field installation and repairs for a wide variety of applications. Makes custom hose assemblies possible using only a screwdriver. Also ideal for special situations requiring extra reinforcement. Band and housing are made of heavy-duty stainless steel and the screw is available in cadmium-plated steel (Model HC) or stainless steel (Model HS). Available in a wide variety of sizes. Can be removed and reused.



For All Your Pneumatic Accessory Needs • www.coilhose.com
 EAST: 19 Kimberly Road, East Brunswick, NJ 08816 • 732.390.8480
 WEST: 1730 NE Miller Street, McMinnville, OR 97128 • 503.434.5964

Coupler & Connector Introduction


Quickly changing or connecting pneumatic air lines is a basic function in most pneumatic systems. Over the years many styles of couplers and connectors have been developed. The popularity of one style over another can usually be attributed to the geographical part of the country, the application or the specific industry. To meet this variety of needs Coilhose Pneumatics offers a wide variety of coupler and connector products. Each series is produced to industrial quality standards for a long life and will work with corresponding interchanges from other manufacturers.

In addition to standard manual couplers we offer several specialty couplers that meet specific needs. Automatic couplers allow one hand operation to connect, universal couplers can be used with different connector styles, the Acme and Megaflow series have larger SCFM flow capabilities in smaller body sizes and the Moldflow series are built specifically for injection molding. With this variety, Coilhose can meet most coupler and connector needs.

Coupler Technical Specifications

| Series Body Size | Body | Sleeve | Locking Device | Internal Valve | Seals | PSI Rating | Temp. Min. / Max. |
|---|-------------------|---------------------|-------------------|-------------------|------------------|---------------|----------------------|
| Six Point Couplers (All Interchange Styles, Manual, and Automatic) | Brass | Brass | 6 Stainless Balls | Zinc-Plated Steel | Nitrile (Buna N) | 300 | (-40° to +250° F) |
| Automatic Industrial | | | | | | | |
| 1/4" Body Size | Brass | Brass | 3 Pawls | Zinc-Plated Steel | Nitrile (Buna N) | 300 | (-40° to +250° F) |
| 3/8" Body Size | Brass | Brass | 4 Pawls | Zinc-Plated Steel | Nitrile (Buna N) | 300 | (-40° to +250° F) |
| 1/2" Body Size | Brass | Brass | 5 Pawls | Zinc-Plated Steel | Nitrile (Buna N) | 300 | (-40° to +250° F) |
| 3/4" Body size | Brass | Brass | 6 Pawls | Zinc-Plated Steel | Nitrile (Buna N) | 300 | (-40° to +250° F) |
| Manual Industrial | | | | | | | |
| 1/4" Body Size | Brass | Brass | 4 Stainless Balls | Zinc-Plated Steel | Nitrile (Buna N) | 300 | (-40° to +250° F) |
| 3/8" Body Size | Zinc-Plated Steel | Zinc-Plated Steel | 8 Stainless Balls | Zinc-Plated Steel | Nitrile (Buna N) | 300 | (-40° to +250° F) |
| 1/2" Body Size | Zinc-Plated Steel | Zinc-Plated Steel | 8 Stainless Balls | Zinc-Plated Steel | Nitrile (Buna N) | 300 | (-40° to +250° F) |
| Automotive Tru-Flate | | | | | | | |
| 1/4" Body Size | Brass | Brass | 4 Stainless Balls | Zinc-Plated Steel | Nitrile (Buna N) | 300 | (-40° to +250° F) |
| 3/8" Body Size | Zinc-Plated Steel | Zinc-Plated Steel | 8 Stainless Balls | Zinc-Plated Steel | Nitrile (Buna N) | 300 | (-40° to +250° F) |
| Lincoln Series | | | | | | | |
| 1/4" Body Size | Brass | Brass | 3 Pawls | Zinc-Plated Steel | Nitrile (Buna N) | 300 | (-40° to +250° F) |
| Acme interchange | | | | | | | |
| 1/4" Body Size | Brass | Brass | 6 Stainless Balls | Zinc-Plated Steel | Nitrile (Buna N) | 300 | (-40° to +250° F) |
| ARO Interchange | | | | | | | |
| 1/4" Body Size | Brass | Brass | 4 Stainless Balls | Zinc-Plated Steel | Nitrile (Buna N) | 300 | (-40° to +250° F) |
| Megaflow Automatic | | | | | | | |
| 1/4" Body Size | Brass | Hardened Steel | 5 Stainless Balls | Zinc-Plated Steel | Nitrile (Buna N) | 220 | (-40° to +250° F) |
| Moldflow Series | | | | | | | |
| 1/4" Body Size | | | | | | | |
| Non-valved | Brass | Brass | 6 Stainless Balls | Brass | Silicone | 250 | (-50° to +425° F) |
| Valved | Brass | Nickel-Plated Brass | 7 Stainless Balls | Brass | Silicone | 250 | (-50° to +425° F) |
| 3/8" Body Size | | | | | | | |
| Non-valved | Brass | Brass | 6 Stainless Balls | Brass | Silicone | 250 | (-50° to +425° F) |
| Valved | Brass | Nickel-Plated Brass | 7 Stainless Balls | Brass | Silicone | 250 | (-50° to +425° F) |

Note: All couplers have stainless steel springs.




For All Your Pneumatic Accessory Needs • www.coilhose.com
 EAST: 19 Kimberly Road, East Brunswick, NJ 08816 • 732.390.8480
 WEST: 1730 NE Miller Street, McMinnville, OR 97128 • 503.434.5964

COUPLERS & CONNECTORS

Coilflow™ Six Ball Couplers

Coilflow Six Ball Interchange Couplers feature six stainless steel locking balls to provide a more balanced and secure connection. The locking ball diameter is sized to properly fit the connectors' form to allow greater surface contact. This makes the connector more durable, even in high-vibration conditions. These couplers are compatible with other manufacturers' couplers within the same interchange series.

Our Six Ball Couplers feature six locking balls which provide a more secure and balanced connection, extending the life of the connector.




Drag guard prevents accidental uncoupling when snagged.



Industrial Interchange 1/4" Body Size (Type I5)

| Thread & Barb Size | Female | Male | Hose Barb | Lock-On Hose Barb | Reusable Polyurethane Hose Barb |
|--------------------|--------|-------|-----------|-------------------|---------------------------------|
| 1/8" | 15X2F | 15X2M | n/a | n/a | n/a |
| 1/4" | 15X4F | 15X4M | 15X4H | 15X4L | 15X4PR |
| 5/16" | n/a | n/a | 15X5H | n/a | n/a |
| 3/8" | 15X6F | 15X6M | 15X6H | 15X6L | n/a |




ARO Interchange 1/4" Body Size (Type I4)

| Thread & Barb Size | Female | Male | Hose Barb | Lock-On Hose Barb | Reusable Polyurethane Hose Barb |
|--------------------|--------|-------|-----------|-------------------|---------------------------------|
| 1/8" | 14X2F | 14X2M | n/a | n/a | n/a |
| 1/4" | 14X4F | 14X4M | 14X4H | 14X4L | 14X4PR |
| 5/16" | n/a | n/a | 14X5H | n/a | n/a |
| 3/8" | 14X6F | 14X6M | 14X6H | 14X6L | n/a |



ARO Interchange Automatic 1/4" Body Size (Type I4A)

| Thread & Barb Size | Female | Male | Hose Barb | Lock-On Hose Barb | Reusable Polyurethane Hose Barb |
|--------------------|--------|-------|-----------|-------------------|---------------------------------|
| 1/8" | 14A2F | 14A2M | n/a | n/a | n/a |
| 1/4" | 14A4F | 14A4M | 14A4H | 14A4L | n/a |
| 5/16" | n/a | n/a | 14A5H | n/a | n/a |
| 3/8" | 14A6F | 14A6M | 14A6H | 14A6L | n/a |



Automotive Interchange 1/4" Body Size (Type I6)

| Thread & Barb Size | Female | Male | Hose Barb | Lock-On Hose Barb | Reusable Polyurethane Hose Barb |
|--------------------|--------|-------|-----------|-------------------|---------------------------------|
| 1/8" | 16X2F | 16X2M | n/a | n/a | n/a |
| 1/4" | 16X4F | 16X4M | 16X4H | 16X4L | 16X4PR |
| 5/16" | n/a | n/a | 16X5H | n/a | n/a |
| 3/8" | 16X6F | 16X6M | 16X6H | 16X6L | n/a |

COUPLERS & CONNECTORS


Coilflow™ Automatic Industrial Interchange

Our Coilflow Automatic Industrial Series Couplers are designed for stationary mounting where a simple "one handed" push-to-connect operation is desirable. These automatic couplers feature a compact size, quality all-brass, rugged construction and are interchangeable with all other manufacturer's Industrial interchanges.

Automatic couplers are available in four different body sizes with male or female thread connectors up to 3/4" NPT; also with hose barb up to 1/2" I.D. hose. These couplers will accept all Coilhose Industrial interchange connectors as well as other manufacturers' connectors which conform to MIL-C4109 specifications.


1/4" Body Size COUPLERS (Type I5)

| Thread & Barb Size | Female | Male | Hose Barb | Lock-On Hose Barb |
|--------------------|--------|------|-----------|-------------------|
| 1/8" | 158A | 159A | n/a | n/a |
| 1/4" | 150A | 152A | 153A | 153AL |
| 5/16" | n/a | n/a | 154A | n/a |
| 3/8" | 151A | 155A | 156A | 156AL |




3/8" Body Size COUPLERS (Type 58)

| Thread & Barb Size | Female | Male | Hose Barb | Lock-On Hose Barb |
|--------------------|--------|------|-----------|-------------------|
| 1/4" | 582A | 583A | n/a | n/a |
| 3/8" | 580A | 581A | 586A | 586AL |
| 1/2" | 584A | 587A | 588A | n/a |




1/2" Body Size COUPLERS (Type I2)

| Thread & Barb Size | Female | Male | Hose Barb | Lock-On Hose Barb |
|--------------------|--------|------|-----------|-------------------|
| 3/8" | 123A | 121A | n/a | n/a |
| 1/2" | 120A | 122A | 128A | 128AL |



3/4" Body Size COUPLERS (Type 34)

| Thread & Barb Size | Female | Male | Hose Barb | Lock-On Hose Barb |
|--------------------|--------|------|-----------|-------------------|
| 3/4" | 340A | 342A | 343A | n/a |



Coilflow™ Automatic Combo Couplers, Industrial & Acme Interchange



1/4" Body Size COUPLERS (Type I5)

| Thread & Barb Size | Female | Male | Hose Barb | Lock-On Hose Barb |
|--------------------|----------|----------|-----------|-------------------|
| 1/8" | 15C90B2F | 15C90B2M | n/a | n/a |
| 1/4" | 15C90B4F | 15C90B4M | 15C90B4H | 15C90B4L |
| 5/16" | n/a | n/a | 15C90B5H | n/a |
| 3/8" | 15C90B6F | 15C90B6M | 15C90B6H | 15C90B6L |


For All Your Pneumatic Accessory Needs • www.coilhose.com
 EAST: 19 Kimberly Road, East Brunswick, NJ 08816 • 732.390.8480
 WEST: 1730 NE Miller Street, McMinnville, OR 97128 • 503.434.5964



COUPLERS & CONNECTORS


Coilflow™ Industrial Interchange

This series of couplers and connectors is engineered to interchange with the Industrial interchange designs of all manufacturers. Standard packaging consists of twenty-five pieces per box or ten pieces per plastic bag. Items marked with an asterisk (*) are only available in bags of ten.



| 1/4" Body Size COUPLERS (Type 15) | | | | |
|-----------------------------------|--------|------|-----------|-------------------|
| Thread & Barb Size | Female | Male | Hose Barb | Lock-On Hose Barb |
| 1/8" | 158 | 159 | n/a | n/a |
| 1/4" | 150** | 152 | 153 | 153L |
| 5/16" | n/a | n/a | 154 | n/a |
| 3/8" | 151 | 155 | 156 | 156L |


**For all brass coupler with stainless steel locking balls and brass ball valve, order Model 150B.




| 1/4" Body Size CONNECTORS (Type 15) | | | | |
|-------------------------------------|--------|----------|-----------|-------------------|
| Thread & Barb Size | Female | Male | Hose Barb | Lock-On Hose Barb |
| 1/8" | 1509 | 1504 | n/a | n/a |
| 1/4" | 1502* | 1501**** | 1506 | 1506L |
| 5/16" | n/a | n/a | 1507 | n/a |
| 3/8" | 1505 | 1503 | 1508 | 1508L |

***For all brass connectors, order Model 1501B.


*Also available in five packs. See page 32 for information.




| 3/8" Body Size COUPLERS (Type 58) | | | | |
|-----------------------------------|--------|------|-----------|-------------------|
| Thread & Barb Size | Female | Male | Hose Barb | Lock-On Hose Barb |
| 1/4" | 582 | 583 | n/a | n/a |
| 3/8" | 580 | 581 | 586 | 586L |
| 1/2" | 584 | 587 | 588 | n/a |




| 3/8" Body Size CONNECTORS (Type 58) | | | | |
|-------------------------------------|--------|------|-----------|-------------------|
| Thread & Barb Size | Female | Male | Hose Barb | Lock-On Hose Barb |
| 1/4" | 5804 | 5803 | n/a | n/a |
| 3/8" | 5802 | 5801 | 5806 | 5806L |
| 1/2" | 5805 | 5809 | 5808 | n/a |



| 1/2" Body Size COUPLERS (Type 12) | | | | |
|-----------------------------------|--------|------|-----------|-------------------|
| Thread & Barb Size | Female | Male | Hose Barb | Lock-On Hose Barb |
| 3/8" | 123 | 121 | 127 | n/a |
| 1/2" | 120 | 122 | 128 | n/a |



| 1/2" Body Size CONNECTORS (Type 12) | | | | |
|-------------------------------------|--------|------|-----------|-------------------|
| Thread & Barb Size | Female | Male | Hose Barb | Lock-On Hose Barb |
| 3/8" | 1204 | 1203 | 1207 | n/a |
| 1/2" | 1202 | 1201 | 1208 | n/a |



| 3/4" Body Size CONNECTORS (Type 34) | | | | |
|-------------------------------------|--------|------|-----------|-------------------|
| Thread & Barb Size | Female | Male | Hose Barb | Lock-On Hose Barb |
| 3/4" | 3402 | 3401 | n/a | n/a |

For use with Automatic Ind'l Couplers only (pg 27)


COUPLERS & CONNECTORS

Coilflow™ Automotive Tru-Flate Interchange

This series of couplers and connectors is engineered to interchange with the Automotive Tru-Flate interchange designs of other manufacturers. Standard packaging consists of 25 pieces per box or ten pieces per plastic bag.

1/4" Body Size COUPLERS (Type I6)

| Thread & Barb Size | Female | Male | Hose Barb | Lock-On Hose Barb |
|--------------------|--------|------|-----------|-------------------|
| 1/8" | n/a | 169* | n/a | n/a |
| 1/4" | 160** | 162 | 163*** | 163L* |
| 3/8" | 161 | 165 | 166 | 166L* |




*Items are only available in bags of ten.

For grip coupler, order **Model 160G. This specially designed raised knurled sleeve ensures a positive grip even with oily or gloved hands.

***For all brass coupler with stainless steel locking balls, order **Model 163B**.

1/4" Body Size CONNECTORS (Type I6)

| Thread & Barb Size | Female | Male | Hose Barb | Lock-On Hose Barb |
|--------------------|--------|----------|-----------|-------------------|
| 1/8" | n/a | 1604 | n/a | n/a |
| 1/4" | 1602* | 1601**** | 1606 | 1606L |
| 3/8" | 1605 | 1603 | 1608 | 1608L |




****For all brass connector, order **Model 1601B**.

*Also available in five packs. See page 32 for information.

3/8" Body Size COUPLERS (Type 59)


| Thread & Barb Size | Female | Male | Hose Barb | Lock-On Hose Barb |
|--------------------|--------|------|-----------|-------------------|
| 1/4" | 592 | 593 | n/a | n/a |
| 3/8" | 590 | 591 | 598 | 598L* |



*Items are only available in bags of ten.

3/8" Body Size CONNECTORS (Type 59)

| Thread & Barb Size | Female | Male | Hose Barb | Lock-On Hose Barb |
|--------------------|--------|------|-----------|-------------------|
| 1/4" | 5904 | 5903 | n/a | n/a |
| 3/8" | 5902 | 5901 | 5906 | 5906L* |



*Items are only available in bags of ten.

1/2" Body Size CONNECTORS (Type I3)

For use with 12 Series Industrial Couplers (pg. 27)

| Thread & Barb Size | Female | Male | Hose Barb | Lock-On Hose Barb |
|--------------------|--------|------|-----------|-------------------|
| 3/8" | 1304 | 1303 | n/a | n/a |
| 1/2" | 1302 | 1301 | 1308 | n/a |




Coilflow™ Lincoln Interchange

This series of couplers and connectors is engineered to interchange with the Lincoln interchange designs of other manufacturers. Standard packaging consists of 25 pieces per box or ten pieces per plastic bag.

1/4" Body Size COUPLERS (Type I7)


| Thread & Barb Size | Female | Male | Hose Barb | Lock-On Hose Barb |
|--------------------|--------|------|-----------|-------------------|
| 1/4" | 170 | 172* | n/a | n/a |



*Items are only available in bags of ten.

1/4" Body Size CONNECTORS (Type I7)


| Thread & Barb Size | Female | Male | Hose Barb | Lock-On Hose Barb |
|--------------------|--------|------|-----------|-------------------|
| 1/4" | 1702 | 1701 | n/a | n/a |



COUPLERS & CONNECTORS

Coilflow™ Acme Interchange

The Acme Series of couplers and connectors offer a compact design making it ideal for hose assemblies. This lightweight coupler, which is 25% lighter than other interchanges, helps to maximize the user's range of motion and minimizes the fatigue associated with larger, heavier couplers. They also allow 15-30% more flow than other 1/4" interchanges. Six locking balls provide a more secure and balanced connection, assuring a longer connector life. The "radius design" connector allows more surface area contact with the locking balls, making it more durable even in high vibration conditions.



1/4" Body Size COUPLERS (Type A900)

| Thread & Barb Size | Female | Male | Hose Barb | Lock-On Hose Barb | Reusable Polyurethane Hose Barb |
|--------------------|---------|---------|-----------|-------------------|---------------------------------|
| 1/8" | A900B2F | A900B2M | n/a | n/a | n/a |
| 1/4" | A900B4F | A900B4M | A900B4H | A900B4L | A900B4P |
| 5/16" | n/a | n/a | A900B5H | n/a | n/a |
| 3/8" | A900B6F | A900B6M | A900B6H | A900B6L | n/a |




1/4" Body Size CONNECTORS (Type A900)

| Thread & Barb Size | Female | Male | Hose Barb | Lock-On Hose Barb | Reusable Polyurethane Hose Barb |
|--------------------|---------|---------|-----------|-------------------|---------------------------------|
| 1/4" | A900N4F | A900N4M | A900N4H | n/a | A900N4P |
| 3/8" | A900N6F | A900N6M | A900N6H | n/a | n/a |


Coilflow™ ARO Interchange

This series of couplers and connectors is engineered to interchange with the ARO design as well as similar designs of other manufacturers. Standard packaging consists of ten pieces per plastic poly bag.



1/4" Body Size COUPLERS (Type I4)

| Thread & Barb Size | Female | Male | Hose Barb | Lock-On Hose Barb |
|--------------------|--------|------|-----------|-------------------|
| 1/4" | 140 | 142 | 143 | n/a |
| 3/8" | 141 | 145 | n/a | n/a |



1/4" Body Size CONNECTORS (Type I4)

| Thread & Barb Size | Female | Male | Hose Barb | Lock-On Hose Barb |
|--------------------|--------|-------|-----------|-------------------|
| 1/8" | n/a | 1404 | n/a | n/a |
| 1/4" | 1402* | 1401* | 1406 | n/a |
| 5/16" | n/a | n/a | 1407 | n/a |
| 3/8" | 1405 | 1403 | n/a | n/a |

*Also available in five packs. See page 32 for information.


COUPLERS & CONNECTORS

Ball Swivel Connectors

Ball Swivel Connectors combine the features of Ball Swivel Fittings and Connectors, eliminating the need for an additional fitting. This creates an ergonomic and lightweight tool-to-hose connection. The connection and nut portion is nickel-plated hardened steel and the threaded portion of the fitting is all brass. Available in 1/4" body Industrial, Automotive, ARO and Acme Interchanges. Also available in 3/8" body size in Industrial and Automotive Interchanges.

Ordering Information:

| Interchange | Size | Model |
|-------------|------------------------------|----------|
| ARO | 1/4" Connector x 1/4" Male | 14-04BS |
| ARO | 1/4" Connector x 1/4" Female | 14-04BSF |
| ARO | 1/4" Connector x 3/8" Male | 14-06BS |
| Industrial | 1/4" Connector x 1/4" Male | 15-04BS |
| Industrial | 1/4" Connector x 1/4" Female | 15-04BSF |
| Industrial | 1/4" Connector x 3/8" Male | 15-06BS |
| Industrial | 3/8" Connector x 1/4" Male | 58-04BS |
| Industrial | 3/8" Connector x 3/8" Male | 58-06BS |
| Automotive | 1/4" Connector x 1/4" Male | 16-04BS |
| Automotive | 1/4" Connector x 1/4" Female | 16-04BSF |
| Automotive | 1/4" Connector x 3/8" Male | 16-06BS |
| Automotive | 1/4" Connector x 1/4" Male | 59-04BS |
| Automotive | 1/4" Connector x 3/8" Male | 59-06BS |
| Acme | 1/4" Connector x 1/4" Male | A900N4BS |
| Acme | 1/4" Connector x 3/8" Male | A900N6BS |



The Megaflow™ High Flow Series is engineered to allow twice the flow of comparably-sized standard-design couplers and connectors. Now this high flow interchange is available in our Ball Swivel configuration as well. Ideal for HVLP (High Volume / Low Pressure) applications within the PB&E (Paint Body & Equipment) market and when air supply to high-speed tools is required.

Ordering Information:

| Interchange | Size | Model |
|-------------|------------------------------|----------|
| Megaflow | 1/4" Connector x 1/4" Male | 11-04BS |
| Megaflow | 1/4" Connector x 1/4" Female | 11-04BSF |



Megaflow™ Automatic High Flow Series

Megaflow High Flow Series is engineered to allow twice the flow of comparably-sized standard design couplers and connectors. One handed push-to-connect design allows easy operation. Megaflow™ couplers can be used with any "Type 15" series connectors in an emergency.

1/4" Body Size COUPLERS (Type II)

| Thread & Barb Size | Female | Male | Hose Barb |
|--------------------|--------|------|-----------|
| 1/4" | 110 | 112 | 113 |
| 3/8" | 111 | n/a | 116 |

1/4" Body Size CONNECTORS (Type II)

| Thread & Barb Size | Female | Male | Hose Barb |
|--------------------|--------|------|-----------|
| 1/4" | 1102 | 1101 | 1106 |
| 3/8" | 1105 | 1103 | 1108 |



COUPLERS & CONNECTORS

For All Your Pneumatic Accessory Needs • www.coilhose.com
 EAST: 19 Kimberly Road, East Brunswick, NJ 08816 • 732.390.8480
 WEST: 1730 NE Miller Street, McMinnville, OR 97128 • 503.434.5964



COUPLERS & CONNECTORS

Non-Marring Composite Couplers

These Non-Marring Couplers are manufactured out of a heavy-duty, high-impact fiberglass composite, which protects finished surfaces from scratching and marring that can occur with brass or steel couplers. These automatic couplers are available in three varieties: Industrial, Safety and Megaflow™.



Industrial Composite Couplers can be used with any standard Industrial Interchange connector. (Gray body with blue ring)



Safety Composite Couplers can be used with any standard Industrial Interchange connector, but offer additional protection against "hose whip" upon disconnection by safely bleeding off air line pressure through a two-step release mechanism. (Black body with yellow ring)




Megaflow™ Composite Couplers can be used with Coilhose's Megaflow product line and are engineered to deliver much higher flow than comparably sized standard-design couplers and connectors, and are ideal for PB&E (Paint Body & Equipment) and other high-CFM applications. (Gray body with red ring)

Ordering Information:

| SPECIFICATIONS | | | |
|----------------------|----------------|----------------|----------------|
| | Industrial | Safety | Megaflow |
| Air flow at 100 PSI: | .45 CFM | .45 CFM | .78 CFM |
| Temperature Range: | 5° F - 160° F | 5° F - 160° F | 5° F - 160° F |
| Working Pressure: | .175 PSI | .175 PSI | .175 PSI |
| Function: | Single release | Double release | Single release |
| Locking Device: | 2 Pawls | 4 Pawls | 2 Pawls |

| Description | Model |
|------------------------------------|--------|
| 1/4" FPT Industrial Coupler | 150C |
| 1/4" MPT Industrial Coupler | 152C |
| 1/4" FPT Safety Industrial Coupler | 150CSE |
| 1/4" MPT Safety Industrial Coupler | 152CSE |
| 1/4" FPT Megaflow™ Coupler | 110C |
| 1/4" MPT Megaflow™ Coupler | 112C |

Micro Couplers



The Micro Coupler is the first miniature quick disconnect offered by Coilhose. This coupler is ideal for applications where space is limited such as instrumentation, laboratory, chemical, medical and miniature pneumatics.


Available in either valved or straight through configurations.

Ordering Information:

| SPECIFICATIONS | |
|-------------------------|------------------------------|
| Working Temperature*: | -4° F up to +210° F (Buna N) |
| Working Pressure: | .500 PSI |
| Safety Factor: | .4 to 1 |
| *Depends on the medium. | |

| Thread Size | COUPLER | | CONNECTOR |
|---------------------|------------------|--------------------|-----------|
| | Open Check Model | Closed Check Model | Plated |
| 10-32 Female Thread | 20X1032F | 20X1032FC | 2005-1032 |
| 1/8" | 20X2H | 20X2HC | 2002 |
| 5/32" | 20X4H | 20X4HC | 2004 |
| 3/16" | 20X5H | 20X5HC | 2005 |

Steel Couplers & Connectors



Also in 5 Packs!

All-steel construction makes these quick disconnects an excellent choice for higher-impact and higher-vibration applications. The Steel Couplers have a silver chromate finish which guards against corrosion and deterioration, while a drag guard helps prevent accidental coupler disconnection.

Ordering Information:

| Description | COUPLER | | CONNECTOR | |
|---------------------------------|---------------|-----------------|----------------------|------------------------|
| | Coupler Model | Connector Model | 5 Pack Coupler Model | 5 Pack Connector Model |
| 1/4" FPT ARO Interchange | 140S | 1401 | 140S-T5 | 1401-T5 |
| 1/4" MPT ARO Interchange | 142S | 1402 | 142S-T5 | 1402-T5 |
| 1/4" FPT Industrial Interchange | 150S | 1501 | 150S-T5 | 1501-T5 |
| 1/4" MPT Industrial Interchange | 152S | 1502 | 152S-T5 | 1502-T5 |
| 1/4" FPT Automotive Interchange | 160S | 1601 | 160S-T5 | 1601-T5 |
| 1/4" MPT Automotive Interchange | 162S | 1602 | 162S-T5 | 1602-T5 |

See pages 28-30 for photos of Connectors.



For All Your Pneumatic Accessory Needs • www.coilhose.com
 EAST: 19 Kimberly Road, East Brunswick, NJ 08816 • 732.390.8480
 WEST: 1730 NE Miller Street, McMinnville, OR 97128 • 503.434.5964

COUPLERS & CONNECTORS

Coilflow™ Automatic Universal Couplers ("U" Series)

Why the best coupling performance is achieved by matching couplers and connectors of the same interchange, this may not always be possible. Coilhose Pneumatics Automatic Universal Couplers are designed for use where there are connectors of different interchanges in use on the same application or in the same plant. These couplers feature an all brass body and sleeve construction, four hardened steel locking balls, stainless steel valve and sleeve springs, and nitrile (Buna-N) seals and o-rings.


Specifications

| | |
|-----------------------|------------------------|
| Pressure Rating |150 PSI |
| Operating Temperature |-40° F to +250° F |
| Connecting Force: | |
| at 60 PSI |13 lbs. |
| at 80 PSI |17 lbs. |
| at 100 PSI |21 lbs. |

Ordering Information:

| Thread Size / Barb | Model |
|--------------------|-------|
| 1/4" Female | 150U |
| 1/4" Male | 152U |

Universal Couplers fit with the three most popular 1/4" Interchange Connectors.



Straight Through Series

These Straight Through Couplers and Connectors contain no internal valving to reduce flow through the connection. The connector's wide bore also makes cleaning a snap. Interchangeable with most manufacturers' straight through couplings. These couplers and connectors are ideal for fluid transfer lines, pressure washers and carpet cleaners.

Ordering Information:

| Material | Type | Thread Size | MPT Model | FPT Model |
|----------|-----------|-------------|-----------|-----------|
| Brass | Connector | 1/4" | 1101STB | 1102STB |
| Steel | Connector | 1/4" | 1101STS | 1102STS |
| Brass | Connector | 3/8" | 1103STB | 1105STB |
| Steel | Connector | 3/8" | 1103STS | 1105STS |
| Brass | Connector | 1/2" | 1109STB | 1110STB |
| Steel | Connector | 1/2" | 1109STS | 1110STS |
| Brass | Coupler | 1/4" | 112ST | 110ST |
| Brass | Coupler | 3/8" | 115ST | 111ST |
| Brass | Coupler | 1/2" | 119ST | 117ST |



Specifications

| | |
|--------------------|------------------------|
| PSI Rating: | |
| 1/4" Brass Coupler |5200 PSI |
| 3/8" Brass Coupler |2700 PSI |
| 1/2" Brass Coupler |2200 PSI |
| Sleeve |Brass |
| Seals |Buna N |
| Temperature Range: |-40° F to +250° F |

Coilflow™ Contractors Water Hose Series

The Contractors Water Hose Series allows water hoses to be connected and disconnected quickly and easily. Maximum water flow and minimum pressure drop are assured through its unvalved design, making it ideal for equipment and machine wash down systems, water tank lines and garden hose applications.

Ordering Information:

| Body Size | Description | Model |
|-----------|---------------------------|-------|
| 3/4" | Coupler and Connector Set | 100K |
| 3/4" | Coupler | 100 |
| 3/4" | Connector | 1001 |
| 3/4" | Washer (replacement only) | 101W* |

*Special molded washer is used on this coupler assembly.



Specifications


| | |
|-----------------------|-------------------------|
| Thread Size |3/4" - 1 1/2" NH |
| Pressure Rating |200 PSI |
| Operating Temperature |-40° F to + 250° F |
| Locking Device |4 Balls |
| Material: | |
| Body |Brass |
| Spring |Stainless Steel |
| Locking Balls |Stainless Steel |
| Washer |Buna-N Nitrile |

COUPLERS & CONNECTORS

Moldflow™ Series


The Moldflow Series of couplers and connectors is designed primarily for use in cooling injection molds. They are available in valved or unvalved configurations. Engineered to interchange with other manufactures, these couplers and connectors are made from high quality brass with stainless steel balls, stainless steel valves and springs, and silicone seals. Valved couplers come with nickel-plated sleeve for easy identification.

Note: Valved couplers must be used with valved connectors for proper operation.




Straight Barb COUPLERS

| Body Size | Hose I.D. | Nonvalved | Valved ("V") | Lock-On Nonvalved ("P")* | Lock-On Valved ("VP") |
|-----------|-----------|-----------|--------------|--------------------------|-----------------------|
| 1/4" | 1/4" | 6-204 | 6-204V | 6-204P* | 6-204VP |
| 1/4" | 5/16" | 6-205 | 6-205V | n/a | n/a |
| 1/4" | 3/8" | 6-206 | 6-206V | 6-206P* | 6-206VP |
| 3/8" | 3/8" | 6-306 | 6-306V | 6-306P* | 6-306VP |
| 3/8" | 1/2" | 6-308 | 6-308V | 6-308P* | 6-308VP |



90° Barb COUPLERS

| Body Size | Hose I.D. | Nonvalved | Valved ("V") | Lock-On Nonvalved ("P")* | Lock-On Valved ("VP") |
|-----------|-----------|-----------|--------------|--------------------------|-----------------------|
| 1/4" | 1/4" | 6-214 | 6-214V | 6-214P* | 6-214VP |
| 1/4" | 5/16" | 6-215 | 6-215V | n/a | n/a |
| 1/4" | 3/8" | 6-216 | 6-216V | 6-216P* | 6-216VP |
| 3/8" | 3/8" | 6-316 | 6-316V | 6-316P* | 6-316VP |
| 3/8" | 1/2" | 6-318 | 6-318V | 6-318P* | 6-318VP |




45° Barb COUPLERS

| Body Size | Hose I.D. | Nonvalved | Valved ("V") | Lock-On Nonvalved ("P")* | Lock-On Valved ("VP") |
|-----------|-----------|-----------|--------------|--------------------------|-----------------------|
| 1/4" | 1/4" | 6-224 | 6-224V | 6-224P* | 6-224VP |
| 1/4" | 5/16" | 6-225 | 6-225V | n/a | n/a |
| 1/4" | 3/8" | 6-226 | 6-226V | 6-226P* | 6-226VP |
| 3/8" | 3/8" | 6-326 | 6-326V | 6-326P* | 6-326VP |
| 3/8" | 1/2" | 6-328 | 6-328V | 6-328P* | 6-328VP |

*Valved Couplers have nickel plated coupler sleeves for identification.



Female



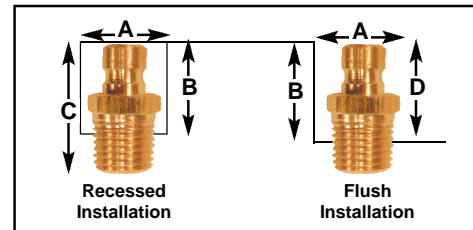
Male

Pipe CONNECTORS

| Body Size | Thread Size | Female Thread All Brass Model | Male Thread All Brass Model | Male Valve Thread All Brass Model |
|-----------|----------------|-------------------------------|-----------------------------|-----------------------------------|
| 1/4" | 1/8" - 27" NPT | 6-251F | 6-251 | n/a |
| 1/4" | 1/4" - 18" NPT | 6-252F | 6-252 | 6-252V |
| 1/4" | 3/8" - 18" NPT | 6-253F | 6-253 | n/a |
| 3/8" | 1/4" - 18" NPT | 6-352F | 6-352 | n/a |
| 3/8" | 3/8" - 18" NPT | 6-353F | 6-353 | 6-353V |
| 3/8" | 1/2" - 14" NPT | 6-354F | 6-354 | n/a |

Installation Dimensions for Pipe Connectors

| A | B | C | D |
|---------|---------|---------|---------|
| 11/16" | 11/16" | 1" | 5/8" |
| 27/32" | 15/16" | 1-3/16" | 7/8" |
| 1" | 15/16" | 1-1/4" | --- |
| 1" | 1-3/32" | 17/16" | 1-1/32" |
| 1" | 1-1/8" | 1-7/16" | 1-1/16" |
| 1-3/16" | 1-1/4" | 1-9/16" | 1-3/6" |



Non-Valved Extension Plugs

| Body Size | Thread Size | 4" Long Model | 6" Long Model |
|-----------|----------------|---------------|---------------|
| 1/4" | 1/8" - 27" NPT | 6-255X4 | 6-255X6 |
| 3/8" | 1/4" - 18" NPT | 6-355X4 | 6-355X6 |

Extension plugs are available in 4" and 6" sizes, which the customer can cut to any length, and threaded to the specified NPT.

600 Series Blow Guns

Our 600 Series Blow Guns feature tough zinc die cast bodies that are made to last in even the harshest environments. The ergonomic design of the body and large operating lever reduce user fatigue and discomfort, even during long term use. Available in chrome-plated finish for an attractive appearance and superior corrosion resistance. The 600 Series Blow Guns are supplied with 1/4" NPT female inlet thread and 1/8" NPT female outlet thread. "S" suffix blow gun conform to OSHA standards for noise levels (1910.95) and less than 30 PSI dead-ended pressure (1910.242B).

FEATURES

- ◆ Available with a wide selection of tips to fit any application.
- ◆ Tough zinc die cast body.
- ◆ Four self-lubricating "O-Rings" prevent valve leakage, making blow gun repairs unnecessary.

Specifications

Pressure Rating: **150 PSI**
 Operating Temperature: **32° to 175° F**
 Body: **Die Cast Zinc (Chrome Plated)**
 Nozzle: **Brass**
 Thumb Grip: **Vinyl**
 Internal Components: **Brass**

Ordering Information:

| Description | Model |
|-------------------------------|----------|
| Safety (standard) | 600S-DL |
| Safety (tamperproof) | 600ST-DL |
| Safety Booster | 600-SB |
| Safety Shield | 600-SS |
| Rubber | 601 |
| Siphon | 602 |
| Brass (standard) | 605 |
| 3" Safety Extension | 603-S |
| 6" Safety Extension | 606-S |
| 8" Safety Extension | 608-S |
| 10" Safety Extension | 610-S |
| 12" Safety Extension | 612-S |
| 16" Safety Extension | 616-S |
| 18" Safety Extension | 618-S |
| 24" Safety Extension | 624-S |
| 30" Safety Extension | 630-S |
| 36" Safety Extension | 636-S |
| 6" Safety Flexible Extension | 600-FF06 |
| 12" Safety Flexible Extension | 600-FF12 |
| Steel Brush | 801 |
| Nylon Brush | 802 |
| Horsehair Brush | 803 |

Kit Ordering Information:

| Description | Model |
|--|----------|
| 600-S Blow Gun and N14-12A Coilhose | 600-N12A |
| 600-S Blow Gun and N14-25A Coilhose | 600-N25A |
| Blow Gun w/ Brush Kit (includes one of each: steel, nylon & horsehair brush) | 810K |
| Blow Gun with Brush and N14-25A Coilhose Kit | 820K |



Safety (Standard) 600S-DL



Tamper Proof 600-ST-DL



Safety Booster 600-SB




Safety Shield 600-SS



Rubber Tip 601



Brass Tip 605



600-FF12



Safety Extension Tip 606-S



Siphon Tip 602



Steel Brush 801

BLOW GUNS & TIPS

600 Series Premium Blow Guns

Our 600 Series Premium Blow Guns have tough zinc die cast bodies and an ergonomic design plus a premium black finish for an attractive appearance and superior corrosion resistance. "S" suffix blow guns conform to OSHA standards for noise levels (1910.95) and less than 30 PSI dead-ended pressure (1910.242B).



Available with a wide variety of safety tips!

Ordering Information:

| Tip Description | Model |
|----------------------|--------|
| Standard Safety | 600P-S |
| 3" Standard Safety | 603P-S |
| 6" Safety Extension | 606P-S |
| 8" Safety Extension | 608P-S |
| 10" Safety Extension | 610P-S |
| 12" Safety Extension | 612P-S |
| 16" Safety Extension | 616P-S |
| 18" Safety Extension | 618P-S |
| 24" Safety Extension | 624P-S |
| 30" Safety Extension | 630P-S |
| 36" Safety Extension | 636P-S |
| Siphon | 602P |

High Volume Air Flow Blow Guns

Our High Volume Air Flow Blow Guns are designed to increase flow while reducing air consumption. This results in a more efficient blow off operation and savings in compressed air costs. These blow guns conform to OSHA standards for outlet pressure requirements (1910.2424B) and occupational noise level exposure (1910.95). The tips are manufactured from nickel-plated brass for long lasting performance and are supplied with 1/8" MPT to fit most blow guns and other air blow off devices.



600V-S



600PV-S

OSHA Compliant



SVT10
(Shown at actual size)

Ordering Information:

| Description | Model |
|-------------------------------------|---------|
| High Volume Blow Gun Tip | SVT10 |
| High Volume Safety Blow Gun Tip | 600V-S |
| Premium High Volume Safety Blow Gun | 600PV-S |

Button Blow Guns




660-S

OSHA Compliant


Our Button Operated Series of Blow Guns feature a compact design and an economical alternative to the lever operated and pistol grip types. Their distinctive rugged black finish sets them apart from other blow guns and assures long term protection against corrosion. Rugged construction enables these guns to withstand rough handling.

Ordering Information:

| Description | Model |
|---------------------------------|-------|
| Brass Safety Tip | 660-S |
| Brass Non-Safety Tip (standard) | 665 |
| Rubber Tip | 661 |



665



661



For All Your Pneumatic Accessory Needs • www.coilhose.com
 EAST: 19 Kimberly Road, East Brunswick, NJ 08816 • 732.390.8480
 WEST: 1730 NE Miller Street, McMinnville, OR 97128 • 503.434.5964

In-Line Blow Guns

These In-Line Blow Guns are compact, durable and provide maximum flow. The blow gun's small size and light weight make it ideal for at-the-tool use. This allows users to quickly clean off a workspace without changing tools. It's also durable - the chrome-plated zinc body will hold up in even the harshest environments. Ideal for use with pneumatic grinders and sanders.

FEATURES

- ◆ Unique "full flow" straight-through design will not restrict downstream air flow.
- ◆ 1/4" supply ports; 1/8" nozzle port.
- ◆ Made of zinc and chrome-plated for durability and superior corrosion resistance.

Specifications

| | |
|------------------|---|
| Pressure Rating: | .150 PSI |
| Operating Temp.: | .32° F - +175° F |
| Material: | |
| Body: | Chrome-plated die cast zinc |
| Internals: | Nickel-plated brass / Stainless steel spring |
| Material: | |
| Length: | 1 7/8" |
| Width: | 3/4" |
| Height: | 1 - 5/8" |
| Weight: | 0.2 lbs. |



Ordering Information:

| Description | Model |
|----------------------------------|---------|
| In-Line Blow Gun with Safety Tip | 640S-DL |
| In-Line Blow Gun with Rubber Tip | 641-DL |

See page 41 for tip options.

700 Series Blow Guns

Coilhose Pneumatics 700 Series Blow Guns are manufactured from high quality aluminum castings to withstand the rigors of industrial use. The pistol grip design assures user comfort even during long term use. Worker fatigue is minimized with a trigger type operating mechanism. Extra wide hanging hook provides additional finger protection. The 700 Series Blow Guns are supplied with 1/4" NPT female inlet thread and 1/8" NPT female outlet thread. "S" suffix blow guns conform to OSHA standards for noise levels (1910.95) and less than 30 PSI dead-ended pressure (1910.242B).

Ordering Information:

| Tip Description | Model |
|----------------------|--------|
| Safety (standard) | 700-S |
| Safety Booster | 700-SB |
| Safety Shield | 700-SS |
| Rubber | 701 |
| Siphon | 702 |
| Brass | 705 |
| 3" Safety Extension | 703-S |
| 6" Safety Extension | 706-S |
| 8" Safety Extension | 708-S |
| 10" Safety Extension | 710-S |
| 12" Safety Extension | 712-S |
| 16" Safety Extension | 716-S |
| 18" Safety Extension | 718-S |
| 24" Safety Extension | 724-S |
| 30" Safety Extension | 730-S |
| 36" Safety Extension | 736-S |

Kit Ordering Information:

| Description | Model |
|-----------------------|-------|
| 700 Series Repair Kit | 700RK |



FEATURES

- ◆ Vinyl handle covering increases user comfort while allowing a more positive grip.
- ◆ Available with a wide selection of tips to fit any application.

BLOW GUNS & TIPS

770 Series Pistol Grip Blow Guns

Our Pistol Grip Blow Guns offer variable flow control and are lightweight, yet rugged. The 770 model is OSHA compliant. "S" suffix blow guns conform to OSHA standards for noise levels (1910.95) and less than 30 PSI dead-ended pressure (1910.242B).



FEATURES

- ♦ Variable flow control for precise air delivery.
- ♦ Lightweight and ergonomic design reduces user fatigue.
- ♦ Brass reinforced inlet 1/4" FPT.

The 771 model will support a variety of standard blow gun tips. Select the tip that best fits your application. Safety tips are OSHA compliant. See page 41 for photos of the different tips.

Ordering Information:

| Tip Description | Model |
|--|---------|
| 770 Model | |
| Standard | 770-S |
| 771 Model | |
| Open (Accepts Blow Gun Replacement Tips) | 771-NT |
| Safety | 771-S |
| Safety Booster | 771-SB |
| Safety Shield | 771-SS |
| High Volume | 771V-S |
| Rubber | 771-RT |
| Siphon | 771-SP |
| Brass | 771-NS |
| 3" Safety Extension | 771-03S |
| 6" Safety Extension | 771-06S |
| 8" Safety Extension | 771-08S |
| 10" Safety Extension | 771-10S |
| 12" Safety Extension | 771-12S |
| 16" Safety Extension | 771-16S |
| 18" Safety Extension | 771-18S |
| 24" Safety Extension | 771-24S |
| 30" Safety Extension | 771-30S |
| 36" Safety Extension | 771-36S |

The 771-NT is also available in a blow gun kit. See page 40 for information.

Typhoon® High Volume Blow Gun


The Typhoon is Coilhose's most powerful blow gun, delivering up to 51 CFM and over three pounds of thrust at 125 PSI. The Typhoon is ideal for heavy-duty clean-up and blow-off, and its light weight and sleek design make this gun a favorite. The Typhoon meets or exceeds OSHA regulations, and features a variable flow trigger for controlled blow-off.

High Flow! Maximum Power!



TYP-2500CS

- Comes standard with High Flow Tip
- 34 CFM at 125 PSI
- 2.1 lbs. of Thrust



TYP-3800CS

- Comes standard with Multi-Jet Tip
- 51 CFM at 125 PSI
- 3.1 lbs. of Thrust

Specifications

| | 2500 Series | 3800 Series |
|------------------------------|-------------|-------------|
| Weight: | 6.2 oz. | 6.2 oz. |
| Sound Level at 125 PSI (Db): | .85 | .80 |
| Length: | 10.5" | 10.5" |
| Width: | 5.75" | 5.75" |
| Height: | 2.125" | 2.125" |

Ordering Information:

| Description | Model |
|---|------------|
| 1/4" NPT Blow Gun | |
| 1/4" NPT Blow Gun with High Flow Tip | TYP-2500CS |
| 1/4" NPT Blow Gun with 6" Ext. and High Flow Tip | TYP2506 |
| 1/4" NPT Blow Gun with 12" Ext. and High Flow Tip | TYP2512 |
| 1/4" NPT Blow Gun with 18" Ext. and High Flow Tip | TYP2518 |
| 1/4" NPT Blow Gun with 24" Ext. and High Flow Tip | TYP2524 |
| 1/4" NPT Blow Gun with 36" Ext. and High Flow Tip | TYP2536 |
| 1/4" NPT Blow Gun with 48" Ext. and High Flow Tip | TYP2548 |
| 1/4" NPT Blow Gun with 60" Ext. and High Flow Tip | TYP2560 |
| 1/4" NPT Blow Gun with 72" Ext. and High Flow Tip | TYP2572 |
| 3/8" NPT Blow Gun | |
| 3/8" NPT Blow Gun with Multi-Jet and High Flow Tips | TYP-3800CS |
| 3/8" NPT Blow Gun with 6" Ext. and Multi-Jet Tip | TYP3806 |
| 3/8" NPT Blow Gun with 12" Ext. and Multi-Jet Tip | TYP3812 |
| 3/8" NPT Blow Gun with 18" Ext. and Multi-Jet Tip | TYP3818 |
| 3/8" NPT Blow Gun with 24" Ext. and Multi-Jet Tip | TYP3824 |
| 3/8" NPT Blow Gun with 36" Ext. and Multi-Jet Tip | TYP3836 |
| 3/8" NPT Blow Gun with 48" Ext. and Multi-Jet Tip | TYP3848 |
| 3/8" NPT Blow Gun with 60" Ext. and Multi-Jet Tip | TYP3860 |
| 3/8" NPT Blow Gun with 72" Ext. and Multi-Jet Tip | TYP3872 |

See page 39 for tip and extension options.



For All Your Pneumatic Accessory Needs • www.coilhose.com
 EAST: 19 Kimberly Road, East Brunswick, NJ 08816 • 732.390.8480
 WEST: 1730 NE Miller Street, McMinnville, OR 97128 • 503.434.5964

Typhoon® High Volume Blow Gun Tips

| Description | Extension & High Flow Tip | Extension & Multi-Jet Tip | Extension Only * |
|-----------------------|---------------------------|---------------------------|------------------|
| Extensions | | | |
| 1" Extension Coupling | n/a | n/a | EXT-1-DL |
| 2" Extension | n/a | n/a | EXT-2-DL |
| 6" Extension | EXT06CN-DPB | EXT06MJ-DPB | EXT-6-DPB |
| 12" Extension | EXT12CN-DPB | EXT12MJ-DPB | EXT-12-DPB |
| 18" Extension | EXT18CN-DPB | EXT18MJ-DPB | EXT-18-DPB |
| 24" Extension | EXT24CN-DPB | EXT24MJ-DPB | EXT-24-DPB |
| 36" Extension | EXT36CN-DPB | EXT36MJ-DPB | EXT-36-DPB |
| 48" Extension | EXT48CN-DPB | EXT48MJ-DPB | EXT-48-DPB |
| 60" Extension | EXT60CN-DPB | EXT60MJ-DPB | EXT-60-DPB |
| 72" Extension | EXT72CN-DPB | EXT72MJ-DPB | EXT-72-DPB |

| Description | Tip Only |
|---|------------|
| Tip only (no gun or extension) | |
| High Flow Tip with Male Pipe Thread | HFN-00M-DL |
| Chrome-Plated High Flow Tip with Male Pipe Thread | HFN-11M-DL |
| High Flow Tip with Female Pipe Thread | HFN-00F-DL |
| Multi-Jet Tip | MJN-0-DL |



HFN-00M-DL
High Flow Tip
(Male)



HFN-11M-DL
Chrome-Plated
High Flow Tip (Male)



HFN-00F-DL
High Flow Tip
(Female)



MJN-0-DL
Multi-Jet Tip
(Female)

* Extensions listed can be used with all -TYP guns

Typhoon® Siphon Tip

The Siphon Tip utilizes Typhoon's high force to distribute liquids over a large surface area. These liquids can be regulated from a strong stream to a fine mist, delivering up to 16 gph. Satisfactory for many commercial and industrial applications, involving cleaning up or washing down. Includes an 8' polyvinyl tube, a sinker to keep hose in the solution, an extension tip and a flow control.

| Description | Model |
|-----------------------------------|----------|
| Siphon Tip Kit with 16" Extension | TSN16-PB |



NEW

Typhoon® Pro High Volume Blow Gun

The Typhoon Pro provides the same high flow as the standard Typhoon but in an all-metal design for hardcore users. Chrome plating on an aluminum body resists chemicals and solvents and makes this gun easy to clean. The gun can also be disassembled for easy maintenance and internal cleaning. Also comes assembled with extensions up to 48".

| Description | Model |
|--|------------|
| Typhoon Pro with Chrome-Plated High Flow Tip | TYP2501-CS |
| Typhoon Pro with 6" Extension and High Flow Tip | TYP2501-06 |
| Typhoon Pro with 12" Extension and High Flow Tip | TYP2501-12 |
| Typhoon Pro with 18" Extension and High Flow Tip | TYP2501-18 |
| Typhoon Pro with 24" Extension and High Flow Tip | TYP2501-24 |
| Typhoon Pro with 36" Extension and High Flow Tip | TYP2501-36 |
| Typhoon Pro with 48" Extension and High Flow Tip | TYP2501-48 |

Typhoon
pro

Now Available with Extensions!

OSHA Compliant



TYP2501-CS Model
• 34 CFM at 125 PSI
• 2.1 lbs. of Thrust

FEATURES

- ◆ Variable flow control for precise air delivery.
- ◆ Silicone-free so ideal for use in paint applications.
- ◆ Lightweight aluminum body with a rugged, chrome-plated zinc High Flow nozzle.

Specifications for TYP2501-CS

| | |
|------------------------------|--------|
| Weight: | 12 oz. |
| Sound Level at 125 PSI (Db): | 80 |
| Length: | 10.5" |
| Width: | 5.75" |
| Height: | 2.125" |



Typhoon Pro with Extension Assembled

For All Your Pneumatic Accessory Needs • www.coilhose.com
EAST: 19 Kimberly Road, East Brunswick, NJ 08816 • 732.390.8480
WEST: 1730 NE Miller Street, McMinnville, OR 97128 • 503.434.5964

Deluxe Blow Gun Kit



The Deluxe Blow Gun Kit offers serious users our best-selling 771 Series Blow Gun along with a tip for virtually every application. The kit also includes Industrial interchange and Automotive interchange connectors so that the blow gun is ready for use right out of the box.

The Deluxe Blow Gun Kit includes the following:

Blow Gun: 771 Pistol Grip Blow Gun

Tips: Non-Safety Tip, Standard Safety Tip*, Safety Booster Tip*, High Volume Safety Tip*, Inflator Tip, Rubber Tip, Assortment of Five Needle Tips, and 10" Safety Extension Tip*

Connectors: Industrial interchange Connector and Automotive interchange Connector

**These tips meet or exceed OSHA specifications.*

FEATURES

- ◆ Durable and compact for easy storage in a work area or tool box.
- ◆ Gun features a brass-reinforced 1/4" FPT inlet.
- ◆ Contents lock into place within the kit to ensure that they remain stationary and undamaged when not in use.

Ordering Information:

| Description | Model |
|---------------------|---------|
| Deluxe Blow Gun Kit | BG-KITC |

Ultimate Blow Gun Kit



The Ultimate Blow Gun Kit is ideal for display. Like the Deluxe Model, this kit is compact, durable, and includes a wide range of tips. Its distinguishing feature is the tough, transparent window which allows customers to view the kit's contents. This attribute makes the Ultimate Blow Gun Kit ideal for the showroom environment. The kit can be displayed on a shelf or hung, giving the distributor a variety of ways to showcase the product.

The Ultimate Blow Gun Kit includes the following:

Blow Gun: 771 Pistol Grip Blow Gun

Tips: Non-Safety Tip, Standard Safety Tip*, Safety Booster Tip*, High Volume Safety Tip*, Inflator Tip, Rubber Tip, Assortment of Five Needle Tips, and 10" Safety Extension Tip*

Connectors: Industrial interchange Connector and Automotive interchange Connector

**These tips meet or exceed OSHA specifications.*

FEATURES

- ◆ Strong, transparent cover allows customers to see kit contents.
- ◆ Durable and compact for easy storage in a work area or toolbox.
- ◆ Gun features a brass-reinforced 1/4" FPT Inlet.
- ◆ Contents lock into place within the kit to ensure that they remain stationary and undamaged when not in use.

Ordering Information:

| Description | Model |
|-----------------------|-----------|
| Ultimate Blow Gun Kit | BG-KITCST |

Blow Gun Replacement Tips

Tips found on 600, 600P, 700 or 770 series blow guns are available for replacement or for retrofit. This is a cost effective way to extend the life of a blow gun or change the blow gun's operation characteristics.

Ordering Information:

| Tip Description | 600-S Model | 600P-S Model | 700-S Model | 771-NT Model |
|--------------------------|-------------|--------------|-------------|--------------|
| Safety (standard) | ST10 | ST10 | ST10 | ST10 |
| Safety (tamperproof) | ----- | ----- | ----- | ----- |
| Safety Booster | ST11 | ----- | ST11 | ST11 |
| Safety Shield | ST12 | ----- | ST12 | ST12 |
| Rubber | SAT13 | ----- | SAT13 | SAT13 |
| Siphon | SAT14 | SAT14 | SAT14 | SAT14 |
| Brass | SAT15 | ----- | SAT15 | SAT15 |
| 3" Safety Extension | ST203 | ST203 | ST203 | ST203 |
| 6" Safety Extension | ST206 | ST206 | ST206 | ST206 |
| 8" Safety Extension | ST208 | ST208 | ST208 | ST208 |
| 10" Safety Extension | ST210 | ST210 | ST210 | ST210 |
| 12" Safety Extension | ST212 | ST212 | ST212 | ST212 |
| 16" Safety Extension | ST216 | ST216 | ST216 | ST216 |
| 18" Safety Extension | ST218 | ST218 | ST218 | ST218 |
| 24" Safety Extension | ST224 | ST224 | ST224 | ST224 |
| 30" Safety Extension | ST230 | ST230 | ST230 | ST230 |
| 36" Safety Extension | ST236 | ST236 | ST236 | ST236 |
| 6" Safety Flexible Ext. | STFF06 | ----- | STFF06 | STFF06 |
| 12" Safety Flexible Ext. | STFF12 | ----- | STFF12 | STFF12 |
| Steel Brush | 811 | ----- | 811 | 811 |
| Nylon Brush | 822 | ----- | 822 | 822 |
| Horsehair Brush | 833 | ----- | 833 | 833 |
| Telescoping (8"-36") | STT32 | STT32 | STT32 | STT32 |
| Flexible Nylon Shaft | FLX7 | FLX7 | FLX7 | FLX7 |



Needle Blow Gun Tips

These Needle Tips allow the user to get into and blow out tight cavities, crevices and dies that are too narrow for other tips to reach. The needle portion is made from stainless steel and the nickel plated brass base with 1/8" MPT will fit most blow guns. The five Needle Tips are available individually or as an assortment.

Ordering Information:

| Description | Model |
|--------------------------------|-------------|
| .042" x 15/16" Needle Tip | SNT-1 |
| .050" x 1 3/16" Needle Tip | SNT-2 |
| .072" x 1 3/4" Needle Tip | SNT-3 |
| .095" x 2 15/32" Needle Tip | SNT-4 |
| .134" x 2 3/4" Needle Tip | SNT-5 |
| Blow Gun Needle Tip Assortment | SNT-KIT-DPB |



For All Your Pneumatic Accessory Needs • www.coilhose.com
 EAST: 19 Kimberly Road, East Brunswick, NJ 08816 • 732.390.8480
 WEST: 1730 NE Miller Street, McMinnville, OR 97128 • 503.434.5964

Introduction

A well planned compressed air system is vital to efficient overall operation. Improper tool operation, higher costs per unit of compressed air and reduced component life are but a few of the many problems created by an inefficient system. This, in turn, results in the overall loss of millions of industry dollars every year.

Five key components to an efficient compressed air system are the filter, regulator, lubricator, dryer, and mechanical drain. When properly sized, installed and maintained, these units play a critical role in achieving optimum performance in the system. As a rule, no more than two devices should be serviced by a single filter, regulator, lubricator, or dryer.

Filters:

It is inevitable that impurities will make their way into the air distribution lines in any system. Pipe scale, rust, moisture, compressor oil, pipe compound and dirt are some of the contaminants that can damage valve parts and other close fitting parts of downstream devices.

A filter will remove all foreign matter and allow clean dry air to flow freely. It should be installed in the line upstream from all working devices and in such a way that it cannot be bypassed to avoid damage to those devices.

The filter capacity should be large enough to handle the required flow of air. In order to properly size a filter for a particular application, the maximum allowable pressure drop that can be caused by the filter should be established.

Regulators:

Pneumatic equipment is designed to operate properly at a certain pressure. Although most equipment will run at pressure higher than recommended, the excess force, torque and wear can shorten the equipment's life and waste compressed air. A regulator will provide a constant set flow of air pressure at its outlet, thus assessing optimum operation and life of the downstream equipment.

The size of the regulator is determined by the downstream flow and pressure requirements. While an undersized regulator will not be able to provide the required air pressure during maximum flow conditions, an oversized regulator will be more costly than necessary to do the job.

Lubricators:

Most moving parts require some form of lubrication. The high costs of inefficiently running equipment and repair expenses make the addition of an air line lubricator an economical practice. Lubricators store oil and inject a preset amount of oil mist, or fog, into the air stream which is then delivered to the downstream device.

The size of the lubricator for a particular application is determined by the downstream requirements. The charts provided for the various lubricators in the catalog will determine the pressure drop at the required flow rate and pressure. The pressure drop should be no greater than 5 PSID. A larger lubricator should be used if the pressure drop is over 5 PSID.

Special attention should be paid to the compatibility of the lubricants used in the system and the materials in the lubricator, especially where plastic reservoirs (bowls) are concerned. Should there be any question regarding their compatibility, consult the factory or use a metal reservoir.

Desiccant Air Dryers:

The presence of water or moisture in an air line system is undesirable because of the damage it can do to pneumatic tools, cylinders, valves, and other components. When air is compressed, both its temperature and capacity to hold moisture are increased. As the air moves downstream and cools to the "dew point," the moisture condenses into drops of water (liquid condensate). Although much of this liquid can be removed through the use of filters, driplegs and drain traps, water vapor and aerosols will remain in the line.

The most reliable and cost efficient method of removing this residual vapor and aerosols is with a desiccant air dryer. These units are especially effective for protecting laboratory instrumentation, spray painting operations and air lines that are exposed to freezing conditions.

Mechanical Condensate Drains:

Condensation accumulated from compressor tanks, filters, drop legs, after coolers, dryers or other devices must be drained off so it does not flood the system. As a means of eliminating the chore of manually draining this liquid build-up from numerous collection points, a mechanical condensate drain will do it automatically while minimizing air loss. As the liquid level inside the collection bowl rises, a float is lifted and opens the drain valve. The liquid accumulated inside the bowl is then discharged at line pressure.

Coilhose offers a wide and diversified line of air preparation units to satisfy the requirements of any air line system in the most efficient and economical manner.

Sizing

Determining the correct filter, regulator or lubricator to use in an application can seem complicated. A simple checklist of information can help.

- **SCFM** (Standard Cubic Feet per Minute): Also known as flow, this is the actual volume of air required.
- **Supply pressure:** What is the supply pressure from the compressor? (Note: This can vary depending on where the application is in the system.)
- **Pipe size** of the supply piping?
- **Filtration requirements:** How clean does the air have to be for the application?
- **Pressure requirements:** At what pressure will the application operate the best?
- **Pressure drop:** What is the allowable pressure drop?
- **Lubrication requirements:** Does the application require lubrication?
- **Application requirements:** Are there any special application needs?
- **System capacity:** Does the overall pneumatic system have the capacity to meet all application needs?

Necessary information for sizing filters, regulators and lubricators include:

- Pipe Size
- Allowable pressure drop
- SCFM
- Supply pressure



For All Your Pneumatic Accessory Needs • www.coilhose.com
EAST: 19 Kimberly Road, East Brunswick, NJ 08816 • 732.390.8480
WEST: 1730 NE Miller Street, McMinnville, OR 97128 • 503.434.5964

FILTERS, REGULATORS & LUBRICATORS

FILTERS



REGULATORS



LUBRICATORS



ASSEMBLIES



FILTERS, REGULATORS & LUBRICATORS

Filters

Regulators

Lubricators

Filter, Regulator, Lubricator Comparison Guide

| Series & Port Size | Supply Pressure | Filter CFM | PSI Drop | Regulator CFM at 75 PSI | PSI Drop | Lubricator CFM | PSI Drop |
|------------------------|-----------------|------------|----------|-------------------------|----------|----------------|----------|
| Economy | 80 PSI | | | 7 | 5 | | |
| Mini 1/8" & 1/4" | 100 PSI | 25 | 4.5 | 2.5 | 5 | 14 | 5 |
| Mini Pro 1/8" & 1/4" | 100 PSI | 25 | 4.5 | 2.5 | 5 | 14 | 5 |
| 25 Series | 80 PSI | 19 | 5 | 14 | 5 | 14 | 5 |
| 26 Series 1/4" | 100 PSI | 48 | 5 | 9 | 5 | 23 | 5 |
| 26 Series 3/8" | 100 PSI | 65 | 5 | 10 | 5 | 33 | 5 |
| 27 Series 3/8" Port | 100 PSI | 102 | 5 | 20 | 5 | 60 | 5 |
| 27 Series 1/2" Port | 100 PSI | 127 | 5 | 20 | 5 | 160 | 5 |
| 27 Series 3/4" Port | 100 PSI | 125 | 5 | 20 | 5 | 160 | 5 |
| Heavy Duty 1/4" & 3/8" | 80 PSI | 42 | 2.5 | 20 | 5 | 30 | 5 |
| Heavy Duty 1/2" | 80 PSI | 85 | 2.5 | 40 | 5 | 60 | 5 |
| Heavy Duty 3/4" & 1" | 80 PSI | 170 | 2.5 | 80 | 5 | 120 | 5 |
| General Purpose 1/4" | 100 PSI | 55 | 5 | 20 | 5 | 58 | 5 |
| General Purpose 3/8" | 100 PSI | 75 | 5 | 20 | 5 | 90 | 5 |
| General Purpose 1/2" | 100 PSI | 107 | 5 | 40 | 5 | 130 | 5 |
| General Purpose 3/4" | 100 PSI | 260 | 5 | 80 | 5 | 290 | 5 |
| General Purpose 1" | 100 PSI | 350 | 5 | 80 | 5 | 320 | 5 |
| General Purpose 1-1/4" | 100 PSI | 380 | 5 | 80 | 5 | 475 | 5 |
| General Purpose 1-1/2" | 100 PSI | 380 | 5 | 80 | 5 | 575 | 5 |
| General Purpose 2" | 100 PSI | 1125 | 5 | | | | |

Note: All values are approximate. Actual performance can vary due to system design or other unforeseen factors.

For All Your Pneumatic Accessory Needs • www.coilhose.com
 EAST: 19 Kimberly Road, East Brunswick, NJ 08816 • 732.390.8480
 WEST: 1730 NE Miller Street, McMinnville, OR 97128 • 503.434.5964



FILTERS, REGULATORS & LUBRICATORS

Economy Regulators

The Economy Regulator provides users with accurate yet cost-effective air regulation. This compact unit is designed for a long service life and features a rugged die-cast zinc body and a high-impact plastic adjusting knob.



FEATURES

- ◆ Lightweight.
- ◆ Reliable self-relieving piston design.
- ◆ Regulates between 5 - 125 PSI.
- ◆ Flow is 18 CFM at 100 PSI.

Ordering Information:

| Description | Model |
|---------------------------|--------|
| 1/4" Regulator | ER02 |
| 1/4" Regulator with Gauge | ER02-G |

Specifications

Maximum Supply Pressure: . . . **150 PSI**
Maximum Operating Temp.: . . . **250° F**

Dimensions and Weights:
Height: **1 37/64"**
Diameter: **1 11/16"**
Weight: **.207 lb.**

IN-LINE SERIES

The In-Line Series Filters, Regulators and Lubricators are designed to increase air tool efficiency by providing filtration, regulation and lubrication at the tool. These economical units are particularly useful when it is difficult to maintain air quality over long distances or when a tool is used in multiple locations. All units have female inlet threads and male outlet threads. This series is particularly useful for air nailers, staplers and other small pneumatic tools.

Pre-Set In-Line Pressure Regulators

The In-Line Pressure Regulators are designed to protect intermittently operated air tools against damage caused by over-pressurization. The Preset In-Line Regulator is preset at the factory for tamperproof operation. Made of brass.



Ordering Information:

| Size | PSI | Model |
|------|---------|------------|
| 1/4" | 70 PSI | 4214-70PS |
| 1/4" | 80 PSI | 4214-80PS |
| 1/4" | 90 PSI | 4214-90PS |
| 1/4" | 100 PSI | 4214-100PS |

FEATURES

- ◆ Setting will not change due to vibration.
- ◆ Compact size is lightweight and is designed to be part of the tool.
- ◆ Accurate factory setting eliminates need for gauge.
- ◆ In port screen helps filter out harmful debris.

Specifications

Maximum Supply Pressure: . . . **150 PSI**
Operating Pressure Range: . . . **Preset**
Maximum Operating Temp.: . . . **175° F**
Material: **Brass**
Accuracy: **+/- 2.5 PSI**
at 125 PSI

Dimensions and Weights:
Length: **2.88"**
Diameter: **0.88"**
Weight: **3 oz.**

Note: Not recommended for high volume air tools.
For use with nailers, staplers, and other intermittent air tools.

Adjustable In-Line Pressure Regulators

The Adjustable In-Line Regulator allows the user to select desired pressure and lock the setting in place.



Ordering Information:

| Size | Model |
|------|----------|
| 1/4" | 4214-ADJ |
| 3/8" | 4238-ADJ |

FEATURES

- ◆ Available in 1/4" and 3/8" body sizes.
- ◆ Adjustable pressure setting allows custom setting for various tools or applications.
- ◆ Compact size is lightweight and is designed to be part of the tool.
- ◆ In port screen helps filter out harmful debris.

Specifications

Maximum Supply Pressure: . . . **150 PSI**
Operating Pressure Range: . . . **.50 - 145 PSI**
Maximum Operating Temp.: . . . **175° F**
Material: **Anodized Aluminum**
Accuracy: **+/- 2.5 PSI** at 125 PSI

Item **4214-ADJ (1/4" NPT)**
Dimensions and Weights:
Length: **2.88"**
Diameter: **0.88"**
Weight: **3 oz.**

Item **4238-ADJ (3/8" NPT)**
Dimensions and Weights:
Length: **3.75"**
Diameter: **1.12"**
Weight: **4 oz.**

Note: Not recommended for high volume air tools.
For use with nailers, staplers, and other intermittent air tools.

FILTERS, REGULATORS & LUBRICATORS

In-Line Flow Regulators

In-Line Flow Regulators control the volume of air reaching the air tool. These units are useful for fine-tuning air tool performance when supply air pressure is at the correct level.



Specifications

Maximum Supply Pressure: . . . 150 PSI
 Maximum Operating Temp.: . . . 175° F
 Material: Aluminum

Dimensions and Weights:

| | | |
|---------------------|-------------|-------------|
| | 4002 | 4003 |
| Length: | 1.87" | 1.87" |
| Diameter: | 3/4" Hex | 3/4" Hex |
| Weight: | 1.2 oz. | 1.2 oz. |

FEATURES

- ◆ "O" ring seals on adjustment knob.
- ◆ Lightweight, aluminum body.
- ◆ Available in 1/4" and 3/8" body sizes.
- ◆ 1/4" body size available with or without gauge.

Ordering Information:

| Pipe Size | Model |
|-----------|--------|
| 1/4" | 4002 |
| 1/4" | 4012G* |
| 3/8" | 4003 |

* Unit supplied with 1 1/2" dial gauge (0-160 PSI) which is Coilhose's model **MG12160**.

In-Line Filters

These In-Line Filters protect and extend the life of tools. A sintered bronze filter element removes debris down to 40 microns. This In-Line Filter is also serviceable and can be easily cleaned. The unit's compact and lightweight design makes it ideal for point-of-use installation immediately upstream of air tools such as impact wrenches, grinders and screwdrivers.

Specifications


Operating Temp. Range: . . . 35° F to 200° F
 Body Material: Anodized Aluminum

Dimensions and Weights:

| | NPT | Length | Hex |
|------------------|------------|---------------|------------|
| ILF18: | 1/8" | 2-3/16" | 3/4" |
| ILF28: | 1/4" | 2-3/16" | 3/4" |
| ILF38: | 3/8" | 2-5/16" | 7/8" |
| ILF48: | 1/2" | 3-13/16" | 1-1/2" |
| ILF58: | 3/4" | 3-7/8" | 1-1/2" |

FEATURES

- ◆ 40-micron sintered bronze filter element.
- ◆ Removes debris and contaminants which can damage the tool.
- ◆ Anodized aluminum body resists corrosion.



Ordering Information:

| NPT | Model |
|------|-------|
| 1/8" | ILF18 |
| 1/4" | ILF28 |
| 3/8" | ILF38 |
| 1/2" | ILF48 |
| 3/4" | ILF68 |

In-Line Lubricators

In-Line Lubricators provide at-the-tool lubrication to keep tools running at peak efficiency. They are an effective alternative to larger more costly units that may not deliver lubricant to the tool due to excessive line length. Ideal for intermittent use type tools such as staplers and nailers. Available in 5 cc and 7.5 cc lubricant capacity.

Specifications

Maximum Supply Pressure: . . . 150 PSI
 Maximum Operating Temp.: . . . 250° F
 Material:
 Body: Anodized Aluminum
 Fillcap: Brass

Specs: 40014 and 40038

| | | |
|-------------------------|--------------|--------------|
| | 40014 | 40038 |
| Oil Capacity: | 5.0 cc | 5.0 cc |
| Length: | 3" | 3" |
| Diameter: | 1 1/3" | 1 1/3" |
| Weight: | 5 oz. | 5.5 oz. |

Specs: 50014 and 50038

| | | |
|-------------------------|--------------|--------------|
| | 50014 | 50038 |
| Oil Capacity: | 7.5 cc | 7.5 cc |
| Length: | 2" | 2" |
| Diameter: | 3 1/4" | 3 1/4" |
| Weight: | 5.3 oz. | 5.3 oz. |

FEATURES

- ◆ Provides at-the-tool lubrication.
- ◆ Measured amount of oil mist with each cycle.
- ◆ Filtration screen prevents line debris from contaminating oil.
- ◆ 7.5 cc features a sightglass for easily checking oil level.

40014



50014



Ordering Information:

| Pipe Size | Capacity | Model |
|-----------|----------|-------|
| 1/4" | 5.0 cc | 40014 |
| 3/8" | 5.0 cc | 40038 |
| 1/4" | 7.5 cc | 50014 |
| 3/8" | 7.5 cc | 50038 |

FILTERS, REGULATORS & LUBRICATORS

FILTERS, REGULATORS & LUBRICATORS

Miniature Series Filters

The Miniature Series Filters are designed for applications where space is limited and flow requirements are low. They excel in control panels and miniature circuitry. Each unit can be disassembled by hand for easy maintenance.



FEATURES

- ◆ Compact size.
- ◆ Available in 1/8" or 1/4" ports.
- ◆ Tough die cast zinc body.
- ◆ 20 micron or 5 micron filter element.
- ◆ Manual drain for quick and easy fluid removal.
- ◆ Metal bowl option.
- ◆ 1.5 oz. bowl capacity.

Specifications

Maximum Supply Pressure:
 Plastic Bowl:150 PSI
 Metal Bowl:250 PSI
 Maximum Operating Temp.:
 Plastic Bowl:120° F
 Metal Bowl:250° F
 Filter Element:
 Standard:20 Micron
 Optional:5 Micron
 Materials:
 Plastic Bowl:Polycarbonate
 Metal Bowl:Zinc Die Cast
 Body:Zinc Die Cast
 Filter Element:Porous Polypropylene
 Height:4"
 Maximum Diameter:1 1/2"
 Bowl Capacity:1.5 oz.

Ordering Information:

| Pipe Size | Model |
|-----------|-------|
| 1/8" | MF1 |
| 1/4" | MF2 |

Options:

| Options | Suffix |
|----------------|--------|
| Metal Bowl | M |
| Filter Element | X |

Options are indicated by adding a dash followed by the corresponding suffix(es) in alphabetical order to the model number.

WARNING: Although polycarbonate bowls are capable of withstanding extreme physical abuse, they are susceptible to damage and may possibly burst when subjected to some cleaning products and synthetic oils, particularly phosphate esters. Should there be any questions regarding their compatibility with your applications, consult the factory or use a metal bowl.

| Supply Pressure | Pressure Drop | | | | |
|-----------------|---------------|------|------|------|------|
| | 1 | 2 | 3 | 4 | 5 |
| 25 PSI | 7 | 10 | 12.5 | 15 | 17 |
| 50 PSI | 9 | 13 | 16 | 19 | 21 |
| 75 PSI | 11 | 15.5 | 19.5 | 22 | 24.5 |
| 100 PSI | 13 | 17.5 | 21 | 24.5 | 26 |

SCFM

Note: All values are approximate.

Miniature Series Coalescing Filters



FEATURES

- ◆ Compact size.
- ◆ Removes 99.97% of solids and fluids down to .3 microns.
- ◆ Tough die cast zinc body.
- ◆ Manual drain for quick and easy fluid removal.
- ◆ Metal bowl option.
- ◆ 1.5 oz. bowl capacity.

Specifications

Maximum Supply Pressure:
 Plastic Bowl:150 PSI
 Metal Bowl:250 PSI
 Maximum Operating Temp.:
 Plastic Bowl:120° F
 Metal Bowl:250° F
 Materials:
 Plastic Bowl:Polycarbonate
 Metal Bowl:Zinc Die Cast
 Body:Zinc Die Cast
 Filter Element:Porous Polypropylene
 Height:4"
 Maximum Diameter:1 1/2"
 Bowl Capacity:1.5 oz.

Ordering Information:

| Pipe Size | Model |
|-----------|-------|
| 1/8" | MC1 |
| 1/4" | MC2 |

Options:

| Options | Suffix |
|------------|--------|
| Metal Bowl | M |

Options are indicated by adding a dash followed by the corresponding suffix(es) in alphabetical order to the model number.

Note: Coalescing Filters should always be used in conjunction with a pre-filter.

WARNING: Although polycarbonate bowls are capable of withstanding extreme physical abuse, they are susceptible to damage and may possibly burst when subjected to some cleaning products and synthetic oils, particularly phosphate esters. Should there be any questions regarding their compatibility with your applications, consult the factory or use a metal bowl.

| SCFM at 1.5 PSID Pressure Drop | | | |
|--------------------------------|------|-----------------|------|
| Supply Pressure | SCFM | Supply Pressure | SCFM |
| 10 PSI | 2.4 | 60 PSI | 7.2 |
| 20 PSI | 3.3 | 80 PSI | 9.1 |
| 30 PSI | 4.3 | 100 PSI | 11 |
| 40 PSI | 5.2 | 120 PSI | 12.9 |
| 50 PSI | 6.2 | 140 PSI | 14.8 |

Note: All values are approximate.



For All Your Pneumatic Accessory Needs • www.coilhose.com
 EAST: 19 Kimberly Road, East Brunswick, NJ 08816 • 732.390.8480
 WEST: 1730 NE Miller Street, McMinnville, OR 97128 • 503.434.5964

FILTERS, REGULATORS & LUBRICATORS

Miniature Series Regulators

The Miniature Series Regulators are designed for applications where space is limited and flow requirements are low. They excel in control panels and miniature circuitry. Each unit can be disassembled by hand for easy maintenance.

FEATURES

- ◆ Available in 0-125 PSI, 0-50 PSI or 0-20 PSI pressure ranges.
- ◆ Reliable low friction "U" cup piston seal.
- ◆ 1/8" gauge ports can be used for secondary outlets.
- ◆ Built in self-relieving feature prevents excessive downstream pressure build-up.
- ◆ Adjusting knob locks in place to maintain pressure setting.
- ◆ Panel mount and gauge options available.

| Supply 100 PSI Regulated Pressure | Pressure Drop | | |
|--------------------------------------|---------------|----|----|
| | 5 | 10 | 15 |
| 25 | 4 | 8 | 11 |
| 50 | 3 | 9 | 11 |
| 75 | 2 | 6 | 9 |

SCFM

Note: All values are approximate.

Ordering Information:

| Pipe Size | Model |
|-----------|-------|
| 1/8" | MR1 |
| 1/4" | MR2 |

Options:

| Options | Suffix |
|--------------------------------------|--------|
| Gauge | G |
| Extra Low Pressure Spring (0-20) PSI | J |
| Low Pressure Spring (0-50) PSI | L |
| Panel Mount | P |

Options are indicated by adding a dash followed by the corresponding suffix(es) in alphabetical order to the model number.



Specifications

Maximum Supply Pressure: **250 PSI**
 Maximum Temp.: **250° F**
 Materials:
 Adjusting Knob: **High-Impact Plastic**
 Body: **Zinc Die Cast**
 Height: **2 7/8"**
 Maximum Diameter: **1 1/2"**
 Weight: **.055 oz.**
 Regulator Pressure Ranges:
0-125 - Standard
0-50 - Optional
0-20 - Optional

Miniature Series Lubricators

The Miniature Series Lubricators are designed for applications where space is limited and flow requirements are low. They excel in control panels and miniature circuitry. Each unit can be disassembled by hand for easy maintenance.

FEATURES

- ◆ Adjustment cap is removable to lock delivery rate in place.
- ◆ Oil delivery is constant with both steady and pulsating air flows.
- ◆ Clear drip tube gives visual indication of oil flow.
- ◆ Metal bowl option.

| Supply Pressure | Pressure Drop | | | | |
|-----------------|---------------|------|------|------|-----|
| | 1 | 2 | 3 | 4 | 5 |
| 25 PSI | .75 | 1.5 | 2.0 | 4.5 | 6.5 |
| 50 PSI | 1 | 2.75 | 4.5 | 6.75 | 8 |
| 75 PSI | 1.5 | 3.5 | 5.75 | 7.75 | 10 |
| 100 PSI | 1.75 | 4.5 | 7 | 9 | 11 |

SCFM

Note: All values are approximate.

Ordering Information:

| Pipe Size | Model |
|-----------|-------|
| 1/8" | ML1 |
| 1/4" | ML2 |

Options:

| Options | Suffix |
|------------|--------|
| Metal Bowl | M |

Options are indicated by adding a dash followed by the corresponding suffix(es) in alphabetical order to the model number.

WARNING: Although polycarbonate bowls are capable of withstanding extreme physical abuse, they are susceptible to damage and may possibly burst when subjected to some cleaning products and synthetic oils, particularly phosphate esters. Should there be any questions regarding their compatibility with your applications, consult the factory or use a metal bowl.



Specifications

Maximum Supply Pressure:
 Plastic Bowl: **150 PSI**
 Metal Bowl: **250 PSI**
 Materials:
 Plastic Bowl: **Polycarbonate**
 Metal Bowl: **Zinc Die Cast**
 Body: **Zinc Die Cast**
 Height: **.5"**
 Maximum Diameter: **1 1/2"**
 Bowl Capacity: **1.5 oz.**

FILTERS, REGULATORS & LUBRICATORS

Miniature Series Assemblies & Accessories

Miniature combination units have all the same features as the individual units, but in space saving configurations. Assembled units save costly assembly time when installed.

Integral Filter/Regulator



FEATURES

- ◆ Combines filter and regulator in one compact unit.
- ◆ Available in 0-125 PSI, 0-50 PSI, 0-20 PSI pressure ranges.
- ◆ 20 micron or 5 micron filter element.

Ordering Information:

| Pipe Size | Model |
|-----------|-------|
| 1/8" | MFC1 |
| 1/4" | MFC2 |

Filter/Regulator, Lubricator Duo



Includes a 0-160 PSI Pressure Gauge.

FEATURES

- ◆ Compact duo assembly.
- ◆ Gauge provided uninstalled for installation on either side.
- ◆ Filter, regulator and lubricator options available.

Ordering Information:

| Pipe Size | Model |
|-----------|---------|
| 1/8" | MFCL1-G |
| 1/4" | MFCL2-G |

Filter, Regulator, Lubricator Trio



Includes a 0-160 PSI Pressure Gauge.

FEATURES

- ◆ Traditional trio design.
- ◆ Gauge provided uninstalled for installation on either side.
- ◆ Filter, regulator and lubricator options available.

Ordering Information:

| Pipe Size | Model |
|-----------|---------|
| 1/8" | MFRL1-G |
| 1/4" | MFRL2-G |

FILTERS, REGULATORS & LUBRICATORS

Options:

| Options | Suffix |
|--------------------------------------|--------|
| Filter - | |
| Metal Bowl | M |
| 5 Micron Element | X |
| Regulator - | |
| Pressure Gauge (0-160 PSI) | G |
| Extra Low Pressure Spring (0-20 PSI) | J |
| Low Pressure Spring (0-50 PSI) | L |
| Lubricator - | |
| Metal Bowl | M |
| 5 Micron Element | X |

Options are indicated by adding a dash followed by the corresponding suffix(es) in alphabetical order to the model number.



MR140MB
Mounting Bracket
and Panel Nut



26G-160
0 - 160 PSI Gauge
with 1 1/2" dial

WARNING: Although polycarbonate bowls are capable of withstanding extreme physical abuse, they are susceptible to damage and may possibly burst when subjected to some cleaning products and synthetic oils, particularly phosphate esters. Should there be any questions regarding their compatibility with your applications, consult the factory or use a metal bowl.

Accessory Information:

| Description | Model |
|--------------------------------|-----------|
| Filter - | |
| Metal Bowl | MF140-41M |
| Plastic Bowl | MF140-41L |
| Regulator - | |
| Mounting Bracket and Panel Nut | MR140MB |
| Gauge (0-60 PSI) 1 1/2" dial | 26G-60 |
| Gauge (0-160 PSI) 1 1/2" dial | 26G-160 |
| Lubricator - | |
| Metal Bowl | ML140-41M |
| Plastic Bowl | ML140-41L |

Repair Kit Information:

| Description | Model |
|-----------------------------|---------|
| Filter Bowl Replacement Kit | MF2RK |
| Regulator Repair Kit | MR140RK |
| Lubricator Bowl Repair Kit | ML2RK |



For All Your Pneumatic Accessory Needs • www.coilhose.com
 EAST: 19 Kimberly Road, East Brunswick, NJ 08816 • 732.390.8480
 WEST: 1730 NE Miller Street, McMinnville, OR 97128 • 503.434.5964

FILTERS, REGULATORS & LUBRICATORS

Miniature Pro Line Series Filters

The Miniature Pro Line Filter is designed to provide lasting service and superior performance in a minimal amount of space. These units feature a rugged die-cast zinc body construction with either 1/8" or 1/4" ports. Their larger bowl provides greater capacity than the standard mini, which increases flow. The bronze element may be cleaned and reused. Each unit can be completely disassembled by hand, simplifying maintenance requirements.

Specifications

| | |
|--------------------------|-----------------|
| Maximum Supply Pressure: | |
| Plastic Bowl: | 150 PSI |
| Metal Bowl: | 250 PSI |
| Maximum Operating Temp.: | |
| Plastic Bowl: | 120° F |
| Metal Bowl: | 250° F |
| Filter Element: | |
| Standard: | 20 Micron |
| Optional: | 5 Micron |
| Materials: | |
| Plastic Bowl: | Polycarbonate |
| Metal Bowl: | Zinc Die Cast |
| Body: | Zinc Die Cast |
| Filter Element: | Sintered Bronze |
| Height: | 4 3/4" |
| Maximum Diameter: | 1 1/2" |
| Bowl Capacity: | 2 oz. |

| Supply Pressure | Pressure Drop | | | |
|-----------------|---------------|------|------|------|
| | 1 | 2 | 3 | 4 |
| 25 PSI | 7 | 10 | 12.5 | 15 |
| 50 PSI | 9 | 13 | 16 | 19 |
| 75 PSI | 11 | 15.5 | 19.5 | 23 |
| 100 PSI | 13 | 17 | 21 | 24.5 |

SCFM

Note: All values are approximate.

FEATURES

- ◆ Compact size.
- ◆ 2 oz. bowl capacity.
- ◆ Cleanable sintered bronze element.
- ◆ 20 micron or 10 micron filter element.
- ◆ Tough die cast zinc body.
- ◆ Metal bowl option.

Ordering Information:

| Pipe Size | Modifications | Model |
|-----------|--|-------|
| 1/8" | Sintered Bronze Filter Element & Long Bowl (2 oz.) | MF1BE |
| 1/4" | Sintered Bronze Filter Element & Long Bowl (2 oz.) | MF2BE |

WARNING: Although polycarbonate bowls are capable of withstanding extreme physical abuse, they are susceptible to damage and may possibly burst when subjected to some cleaning products and synthetic oils, particularly phosphate esters. Should there be any questions regarding their compatibility with your applications, consult the factory or use a metal bowl.



Options:

| Options | Suffix |
|----------------|--------|
| Metal Bowl | M |
| Filter Element | X |

Options are indicated by adding a dash followed by the corresponding suffix(es) in alphabetical order to the model number.

Miniature Pro Line Series Coalescing Filters

The Miniature Pro Line Coalescing Filter Series is designed to provide lasting service and superior performance in a minimal amount of space. Their larger bowl provides greater capacity than the standard mini, increasing flow. Compared to the standard Miniature Pro-Line Filter, these coalescing filters feature a much finer element that removes 99.97% of solids and fluid particles as small as .3 microns, which results in clean, dry air.

Specifications

| | |
|--------------------------|-----------------|
| Maximum Supply Pressure: | |
| Plastic Bowl: | 150 PSI |
| Metal Bowl: | 250 PSI |
| Maximum Operating Temp.: | |
| Plastic Bowl: | 120° F |
| Metal Bowl: | 250° F |
| Materials: | |
| Plastic Bowl: | Polycarbonate |
| Metal Bowl: | Zinc Die Cast |
| Body: | Zinc Die Cast |
| Filter Element: | Sintered Bronze |
| Height: | 4 3/4" |
| Maximum Diameter: | 1 1/2" |
| Bowl Capacity: | 2 oz. |

| Supply Pressure | SCFM at 1.5 PSID Pressure Drop | | | |
|-----------------|--------------------------------|-----------------|------|-----------------|
| | SCFM | Supply Pressure | SCFM | Supply Pressure |
| 10 PSI | 2.4 | 60 PSI | 7.2 | |
| 20 PSI | 3.3 | 80 PSI | 9.1 | |
| 30 PSI | 4.3 | 100 PSI | 11 | |
| 40 PSI | 5.2 | 120 PSI | 12.9 | |
| 50 PSI | 6.2 | 140 PSI | 14.8 | |

Note: All values are approximate.

FEATURES

- ◆ Compact size.
- ◆ Removes 99.97% of solids and fluid down to .3 microns.
- ◆ Tough die cast zinc body.
- ◆ 2 oz bowl capacity.
- ◆ Metal bowl option.

Ordering Information:

| Pipe Size | Modifications | Model |
|-----------|-------------------|-------|
| 1/8" | Long Bowl (2 oz.) | MC1E |
| 1/4" | Long Bowl (2 oz.) | MC2E |

WARNING: Although polycarbonate bowls are capable of withstanding extreme physical abuse, they are susceptible to damage and may possibly burst when subjected to some cleaning products and synthetic oils, particularly phosphate esters. Should there be any questions regarding their compatibility with your applications, consult the factory or use a metal bowl.



Options:

| Options | Suffix |
|------------|--------|
| Metal Bowl | M |

Options are indicated by adding a dash followed by the corresponding suffix(es) in alphabetical order to the model number.

FILTERS, REGULATORS & LUBRICATORS

For All Your Pneumatic Accessory Needs • www.coilhose.com

EAST: 19 Kimberly Road, East Brunswick, NJ 08816 • 732.390.8480
 WEST: 1730 NE Miller Street, McMinnville, OR 97128 • 503.434.5964



FILTERS, REGULATORS & LUBRICATORS

Miniature Pro Line Series Regulators

The Miniature Pro Line Series Regulators feature relieving diaphragms or non-relieving diaphragms. A relieving diaphragm type regulator provides more precise pressure control than piston type. This self-relieving feature protects system components from overpressurization of downstream air. The non-relieving diaphragm is to be used in circuits where back pressure build-up cannot be bled off into the atmosphere. This type of unit should be used where there is a relief valve in the circuit to protect against over-pressurization of downstream air.



FEATURES

- ◆ True diaphragm regulator increases accuracy.
- ◆ Available in relieving and non-relieving versions.
- ◆ 0 -125 PSI, 0 - 50 PSI and 0 - 20 PSI pressure ranges.
- ◆ 1/8" gauge ports can be used for secondary outlets.
- ◆ Adjusting knob locks in place.

Specifications

Maximum Supply Pressure:250 PSI
 Maximum Operating Temp.:250° F
 Materials:
 Adjusting Knob:High Impact Plastic
 Body:Zinc Die Cast

Height:3"
 Maximum Diameter:1 1/2"
 Bowl Capacity:4 oz.
 Regulator Pressure Ranges:
 0-125 - Standard
 0-50 - Optional
 0-20 - Optional

Ordering Information:

| Pipe Size | Modifications | Model |
|-----------|-------------------------|-------|
| 1/8" | Relieving Diaphragm | MR1A |
| 1/8" | Non Relieving Diaphragm | MR1N |
| 1/4" | Relieving Diaphragm | MR2A |
| 1/4" | Non Relieving Diaphragm | MR2N |

Options:

| Options | Suffix |
|--------------------------------------|--------|
| Gauge | G |
| Extra Low Pressure Spring (0-20) PSI | J |
| Low Pressure Spring (0-50) PSI | L |
| Panel Mount | P |

Options are indicated by adding a dash followed by the corresponding suffix(es) in alphabetical order to the model number.

| Supply 100 PSI Regulated Pressure | Pressure Drop | | |
|-----------------------------------|---------------|----|----|
| | 5 | 10 | 15 |
| 25 | 4 | 8 | 11 |
| 50 | 3 | 9 | 11 |
| 75 | 2 | 6 | 9 |

SCFM

Note: All values are approximate.

Miniature Pro Line Series Lubricators

The Miniature Pro Line Series utilizes the same bodies as the Miniature Series and each unit is upgraded to provide additional performance. The Lubricators feature a two ounce bowl capacity which provides 33% more lubricant storage than the standard bowl. This allows more time between refilling and cuts down on maintenance costs.



FEATURES

- ◆ 2 oz bowl capacity.
- ◆ Adjustment cap is removable to lock delivery rate in place.
- ◆ Oil delivery rate is constant with both steady and pulsating air flow.
- ◆ Clear drip tube gives visual indication of oil flow.

Specifications

Maximum Supply Pressure:
 Plastic Bowl:150 PSI
 Metal Bowl:250 PSI
 Materials:
 Plastic Bowl:Polycarbonate
 Metal Bowl:Zinc Die Cast
 Body:Zinc Die Cast
 Height:5 3/4"
 Weight:5.3 oz.
 Maximum Diameter:1 1/2"
 Bowl Capacity:1.5 oz.

Ordering Information:

| Pipe Size | Modifications | Model |
|-----------|-------------------|-------|
| 1/8" | Long Bowl (2 oz.) | ML1E |
| 1/4" | Long Bowl (2 oz.) | ML2E |

Options:

| Options | Suffix |
|------------|--------|
| Metal Bowl | M |

Options are indicated by adding a dash followed by the corresponding suffix(es) in alphabetical order to the model number.

| Supply Pressure | Pressure Drop | | | | |
|-----------------|---------------|------|------|------|-----|
| | 1 | 2 | 3 | 4 | 5 |
| 25 PSI | 0.75 | 1.5 | 2 | 4.5 | 6.5 |
| 50 PSI | 1 | 2.75 | 4.5 | 6.75 | 8 |
| 75 PSI | 1.5 | 3.5 | 5.75 | 7.75 | 10 |
| 100 PSI | 1.75 | 4.5 | 7 | 9 | 11 |

SCFM

Note: All values are approximate.

WARNING: Although polycarbonate bowls are capable of withstanding extreme physical abuse, they are susceptible to damage and may possibly burst when subjected to some cleaning products and synthetic oils, particularly phosphate esters. Any question regarding their compatibility with your application, consult the factory or use a metal bowl.



For All Your Pneumatic Accessory Needs • www.coilhose.com
 EAST: 19 Kimberly Road, East Brunswick, NJ 08816 • 732.390.8480
 WEST: 1730 NE Miller Street, McMinnville, OR 97128 • 503.434.5964

FILTERS, REGULATORS & LUBRICATORS

Miniature Pro Line Series Assemblies & Accessories

Miniature combination units have all the same features as the individual units but in space saving configurations. Assembled units save costly assembly time when installed.

Filter / Regulator



FEATURES

- ◆ Combines filter and regulator in one compact unit.
- ◆ Available in relieving and non-relieving versions.
- ◆ 0 -125 PSI, 0 - 50 PSI and 0 - 20 PSI pressure ranges available.
- ◆ Adjusting knob locks in place.
- ◆ 2 oz bowl capacity.

Ordering Information:

| Pipe Size | Modifications | Model |
|-----------|-------------------------|---------|
| 1/8" | Relieving Diaphragm | MFC1BEA |
| 1/8" | Non-Relieving Diaphragm | MFC1BEN |
| 1/4" | Relieving Diaphragm | MFC2BEA |
| 1/4" | Non-Relieving Diaphragm | MFC2BEN |

Filter/Regulator, Lubricator Duo



Includes a 0-160 PSI Pressure Gauge.

FEATURES

- ◆ Compact Duo Assembly.
- ◆ Gauge packaged loose for installation on either side.
- ◆ All filter, regulator and lubricator options available.

Ordering Information:

| Pipe Size | Modifications | Model |
|-----------|-------------------------|------------|
| 1/8" | Relieving Diaphragm | MFCL1BEA-G |
| 1/8" | Non-Relieving Diaphragm | MFCL1BEN-G |
| 1/4" | Relieving Diaphragm | MFCL2BEA-G |
| 1/4" | Non-Relieving Diaphragm | MFCL2BEN-G |

Filter, Regulator, Lubricator Trio



Includes a 0-160 PSI Pressure Gauge.

FEATURES

- ◆ Traditional trio design.
- ◆ Gauge packaged loose for installation on either side.
- ◆ All filter, regulator and lubricator options available.

Ordering Information:

| Pipe Size | Modifications | Model |
|-----------|-------------------------|------------|
| 1/8" | Relieving Diaphragm | MFRL1BEA-G |
| 1/8" | Non-Relieving Diaphragm | MFRL1BEN-G |
| 1/4" | Relieving Diaphragm | MFRL2BEA-G |
| 1/4" | Non-Relieving Diaphragm | MFRL2BEN-G |

Options:

| Options | Suffix |
|--------------------------------------|--------|
| Filter - | |
| Metal Bowl | M |
| 10 Micron Element | X |
| Regulator - | |
| Pressure Gauge (0-160 PSI) | G |
| Extra Low Pressure Spring (0-20 PSI) | J |
| Low Pressure Spring (0-50 PSI) | L |
| Lubricator - | |
| Metal Bowl | M |
| 10 Micron Element | X |

Options are indicated by adding a dash followed by the corresponding suffix(es) in alphabetical order to the model number.



MR140MB
Mounting Bracket and
Panel Nut



8700-60
0 - 60 PSI Gauge
with 1 1/2" dial

WARNING: Although polycarbonate bowls are capable of withstanding extreme physical abuse, they are susceptible to damage and may possibly burst when subjected to some cleaning products and synthetic oils, particularly phosphate esters. Should there be any questions regarding their compatibility with your applications, consult the factory or use a metal bowl.

Accessory Information:

| Description | Model |
|--------------------------------|----------|
| Filter - | |
| Metal Bowl | 8722-41M |
| Regulator - | |
| Mounting Bracket and Panel Nut | MR140MB |
| Constant Bleed Converter | BLD-87R |
| Gauge (0-60 PSI) 1 1/2" dial | 8700-60 |
| Gauge (0-160 PSI) 1 1/2" dial | 8700-160 |
| Lubricator - | |
| Metal Bowl | 8742-41M |

Repair Kit Information:

| Description | Model |
|---|---------|
| Filter Bowl Replacement Kit | 87F2RK |
| Regulator Repair Kit (relieving) | 87R2ARK |
| Regulator Repair Kit (non-relieving) | 87R2NRK |
| Lubricator Bowl Repair Kit | 87L2RK |

For All Your Pneumatic Accessory Needs • www.coilhose.com
 EAST: 19 Kimberly Road, East Brunswick, NJ 08816 • 732.390.8480
 WEST: 1730 NE Miller Street, McMinnville, OR 97128 • 503.434.5964



FILTERS, REGULATORS & LUBRICATORS

25 Series Filters

The 25 Series offers users high performance in a compact unit. Their size makes these FRLs suitable for any application where space is limited, and the modular design allows an individual unit to be replaced without disturbing the air system's piping. The units' high flow, commonly associated with larger models, sets them apart from other mini FRLs.



FEATURES

- ◆ Overnight drain releases any moisture when the system pressure is relieved.
- ◆ Moisture can be easily drained into a reservoir by connecting the tubing to the barb.
- ◆ Includes a 1.5 oz bowl.

WARNING: Although polycarbonate bowls are capable of withstanding extreme physical abuse, they are susceptible to damage and may possibly burst when subjected to some cleaning products and synthetic oils, particularly phosphate esters. Should there be any questions regarding their compatibility with your applications, consult the factory or use a metal bowl.

Ordering Information:

| Pipe Size | Model |
|-----------|-------|
| 1/8" | 25F1 |
| 1/4" | 25F2 |

Specifications

Maximum Supply Pressure: .150 PSI
 Maximum Operating Temp.: .120° F
 Maximum Flow:62 CFM at 125 PSI

Filter Element:20 Micron
 Materials:
 Plastic Bowl:Polycarbonate
 Body:Zinc Die Cast
 Filter Element:Sintered Bronze
 Length:1.58"
 Width:0.43"
 Height:4.44"
 Bowl Capacity:1.5 oz.

25 Series Regulators



FEATURES

- ◆ Piston design is durable enough for tough, industrial applications.
- ◆ 1/8" gauge ports can be used for secondary outlets.
- ◆ Adjusting knob locks in place to maintain pressure setting.

Options:

| Options | Suffix |
|---------|--------|
| Gauge | G |

Options are indicated by adding a dash followed by the corresponding suffix(es) in alphabetical order to the model number.

WARNING: Although polycarbonate bowls are capable of withstanding extreme physical abuse, they are susceptible to damage and may possibly burst when subjected to some cleaning products and synthetic oils, particularly phosphate esters. Should there be any questions regarding their compatibility with your applications, consult the factory or use a metal bowl.

Ordering Information:

| Pipe Size | Model |
|-----------|-------|
| 1/8" | 25R1 |
| 1/4" | 25R2 |

Specifications

Maximum Supply Pressure: .250 PSI
 Maximum Temp.:250° F
 Maximum Flow:62 CFM at 125 PSI

Materials:
 Adjusting Knob:High-Impact Plastic
 Body:Zinc Die Cast
 Length:1.61"
 Width:0.90"
 Height:3.59"
 Weight:0.55 oz.
 Regulator Pressure Ranges: 0-125 - Standard

25 Series Lubricators



FEATURES

- ◆ Includes a 1.5 oz. bowl.
- ◆ Oil delivery is constant with both steady and pulsating air flows.
- ◆ Clear drip tube gives visual indication of oil flow.

WARNING: Although polycarbonate bowls are capable of withstanding extreme physical abuse, they are susceptible to damage and may possibly burst when subjected to some cleaning products and synthetic oils, particularly phosphate esters. Should there be any questions regarding their compatibility with your applications, consult the factory or use a metal bowl.

Ordering Information:

| Pipe Size | Model |
|-----------|-------|
| 1/8" | 25L1 |
| 1/4" | 25L2 |

Specifications

Maximum Supply Pressure: 250 PSI
 Maximum Temp.:250° F
 Maximum Flow:62 CFM at 125 PSI

Materials:
 Adjusting Knob:High-Impact Plastic
 Body:Zinc Die Cast
 Length:1.58"
 Width:0.90"
 Height:3.59"
 Weight:0.55 oz.
 Regulator Pressure Ranges: 0-125 - Standard

FILTERS, REGULATORS & LUBRICATORS

25 Series Assemblies & Accessories

The 25 Series offers users high performance in a compact unit. Their size makes these FRLs suitable for any application where space is limited, and the modular design allows an individual unit to be replaced without disturbing the air system's piping. The units' high flow, commonly associated with larger models, sets them apart from other mini FRLs.

Integral Filter/Regulator



FEATURES

- ◆ Combines filter and regulator in one compact unit.
- ◆ 0 -125 PSI pressure range.
- ◆ Adjusting knob locks in place.
- ◆ 1.5 oz bowl capacity.
- ◆ Overnight drain releases any moisture when the system pressure is relieved.

Ordering Information:

| Pipe Size | Model |
|-----------|-------|
| 1/8" | 25FC1 |
| 1/4" | 25FC2 |

Integral Filter/Regulator, Lubricator



Includes a 0-160 PSI Pressure Gauge.


FEATURES

- ◆ Miniature Duo Assembly.
- ◆ Gauge packaged loose for installation on either side.
- ◆ 1.5 oz bowl capacity.
- ◆ Overnight drain releases any moisture when the system pressure is relieved.

Ordering Information:

| Pipe Size | Model |
|-----------|----------|
| 1/8" | 25FCL1-G |
| 1/4" | 25FCL2-G |

Filter, Regulator, Lubricator Trio



Includes a 0-160 PSI Pressure Gauge.

FEATURES

- ◆ Modular trio design.
- ◆ Gauge packaged loose for installation on either side.
- ◆ 1.5 oz bowl capacity.
- ◆ Overnight drain releases any moisture when the system pressure is relieved.

Ordering Information:

| Pipe Size | Model |
|-----------|----------|
| 1/8" | 25FRL1-G |
| 1/4" | 25FRL2-G |

Accessory Information:

| Description | Model |
|--------------------------------------|----------|
| Modular Bracket Kit | 25MB-KIT |
| Regulator Mounting Bracket | 25RMB |
| Filter / Lubricator Mounting Bracket | 25FLMB |
| Gauge | 8700-60 |

WARNING: Although polycarbonate bowls are capable of withstanding extreme physical abuse, they are susceptible to damage and may possibly burst when subjected to some cleaning products and synthetic oils, particularly phosphate esters. Should there be any questions regarding their compatibility with your applications, consult the factory or use a metal bowl.

FILTERS, REGULATORS & LUBRICATORS

26 Series Filters

The 26 Series Filters offer a balance of compact size and optimum flow. Utilizing a 3/8" die cast aluminum body, this series is perfect for applications where performance, small size and low cost are important. Available in 1/4" and 3/8" port sizes.



Ordering Information:

| Pipe Size | Model |
|-----------|-------|
| 1/4" | 26F2 |
| 3/8" | 26F3 |

Options:

| Options | Suffix |
|-------------------------------|--------|
| Automatic Drain | D |
| Metal Bowl Without Sightglass | M |
| Metal Bowl With Sightglass | S |
| 5 Micron Element | X |

Options are indicated by adding a dash followed by the corresponding suffix(es) in alphabetical order to the model number.

Specifications

Maximum Supply Pressure:
 Plastic Bowl:150 PSI
 Metal Bowl:250 PSI

Maximum Operating Temp.:
 Plastic Bowl:150° F
 Metal Bowl:250° F

Filter Element:
 Standard:40 Micron
 Optional:5 Micron

Materials:
 Plastic Bowl:Polycarbonate
 Metal Bowl:Zinc Die Cast
 Body:Zinc Die Cast
 Filter Element:Porous Polypropylene

Height:6"
 Maximum Diameter:2"
 Bowl Capacity:3.8 oz.

FEATURES

- ◆ 40 micron or 5 micron filter element.
- ◆ Bowl guard supplied standard.
- ◆ 3.8 oz bowl volume.

WARNING: Although polycarbonate bowls are capable of withstanding extreme physical abuse, they are susceptible to damage and may possibly burst when subjected to some cleaning products and synthetic oils, particularly phosphate esters. Should there be any questions regarding their compatibility with your applications, consult the factory or use a metal bowl.

| Supply Pressure | Pressure Drop | | | | |
|-----------------|---------------|----|----|----|----|
| | 1 | 2 | 3 | 4 | 5 |
| 1/4" at 25 PSI | 10 | 19 | 22 | 25 | 26 |
| 3/8" at 25 PSI | 15 | 22 | 30 | 36 | 33 |
| 1/4" at 100 PSI | 22 | 32 | 40 | 45 | 50 |
| 3/8" at 100 PSI | 30 | 41 | 52 | 60 | 65 |

SCFM

Note: All values are approximate.

26 Series Coalescing Filters

The 26 Series Coalescing Filters offer a balance of compact size and optimum flow. Utilizing a 3/8" die cast aluminum body, this series is perfect for applications where performance, small size and low cost are important. Available in 1/4" and 3/8" port sizes.



Ordering Information:

| Pipe Size | Model |
|-----------|-------|
| 1/4" | 26C2 |
| 3/8" | 26C3 |

Options:

| Options | Suffix |
|-------------------------------|--------|
| Automatic Drain | D |
| Metal Bowl Without Sightglass | M |
| Metal Bowl With Sightglass | S |

Options are indicated by adding a dash followed by the corresponding suffix(es) in alphabetical order to the model number.

Specifications

Maximum Supply Pressure:
 Plastic Bowl:150 PSI
 Metal Bowl:250 PSI

Maximum Operating Temperature:
 Plastic Bowl:150° F
 Metal Bowl:250° F

Materials:
 Plastic Bowl:Polycarbonate
 Metal Bowl:Zinc Die Cast
 Body:Zinc Die Cast
 Filter Element:Porous Polypropylene

Height:6"
 Maximum Diameter:2"
 Bowl Capacity:3.8 oz.

FEATURES

- ◆ Removes 99.97% of solids and fluids down to .3 microns.
- ◆ Bowl guard supplied standard.
- ◆ 3.8 oz bowl volume.
- ◆ Easy "hands only" filter element replacement.

WARNING: Although polycarbonate bowls are capable of withstanding extreme physical abuse, they are susceptible to damage and may possibly burst when subjected to some cleaning products and synthetic oils, particularly phosphate esters. Should there be any questions regarding their compatibility with your applications, consult the factory or use a metal bowl.

| Supply Pressure | SCFM at 1.5 PSID Pressure Drop | | Supply Pressure | SCFM |
|-----------------|--------------------------------|-----------------|-----------------|------|
| | SCFM | Supply Pressure | | |
| 10 PSI | 2.6 | 60 PSI | 7.8 | |
| 20 PSI | 3.6 | 80 PSI | 8.9 | |
| 30 PSI | 4.7 | 100 PSI | 9.9 | |
| 40 PSI | 5.7 | 120 PSI | 11.0 | |
| 50 PSI | 6.8 | 140 PSI | 12.0 | |

Note: All values are approximate.



For All Your Pneumatic Accessory Needs • www.coilhose.com
 EAST: 19 Kimberly Road, East Brunswick, NJ 08816 • 732.390.8480
 WEST: 1730 NE Miller Street, McMinnville, OR 97128 • 503.434.5964

26 Series Regulators

The 26 Series Regulators offer a balance of compact size and optimum flow. Utilizing a 3/8" die cast aluminum body, this series is perfect for applications where performance, small size and low cost are important. Available in 1/4" and 3/8" port sizes.

FEATURES

- ◆ Balanced poppet valve design assures superior performance.
- ◆ 0-125 PSI, 0-60 PSI, 0-25 PSI pressure ranges available.
- ◆ Self-relieving feature prevents excessive pressure build-up.
- ◆ Locking adjustment knob.
- ◆ Panel mount and gauge options available.
- ◆ Gauge ports can be used as secondary outlet ports.

Ordering Information:

| Pipe Size | Model |
|-----------|-------|
| 1/4" | 26R2 |
| 3/8" | 26R3 |

Options:

| Options | Suffix |
|--------------------------------------|--------|
| Gauge | G |
| Extra Low Pressure Spring (0-25) PSI | J |
| Low Pressure Spring (0-60) PSI | L |
| Panel Mount | P |

Options are indicated by adding a dash followed by the corresponding suffix(es) in alphabetical order to the model number.

| Supply 100 PSI Regulated Pressure | Pressure Drop | | |
|--------------------------------------|---------------|----|----|
| | 5 | 10 | 15 |
| 1/4" at 25 PSI | 7 | 25 | 40 |
| 3/8" at 25 PSI | 7 | 25 | 40 |
| 1/4" at 50 PSI | 7 | 15 | 50 |
| 3/8" at 50 PSI | 7 | 15 | 80 |
| 1/4" at 75 PSI | 7 | 20 | 60 |
| 3/8" at 75 PSI | 7 | 20 | 80 |

SCFM

Note: All values are approximate.



Specifications

Maximum Supply Pressure: **250 PSI**
 Maximum Operating Temp: **250° F**
 Materials:
 Adjusting Knob: **High Impact Plastic**
 Body: **Zinc Die Cast**

Height: **4"**
 Maximum Diameter: **2"**
 Bowl Capacity: **1/2 lb.**
 Regulator Pressure Ranges:
0-125 - Standard
0-60 - Optional
0-25 - Optional

26 Series Lubricators

The 26 Series Lubricators offer a balance of compact size and optimum flow. Utilizing a 3/8" die cast aluminum body, this series is perfect for applications where performance, small size and low cost are important. Available in 1/4" and 3/8" port sizes.

FEATURES

- ◆ Once delivery rate is set, proportional oil-to-air delivery rate assures even lubrication at all times.
- ◆ Tamperproof cap allows oil delivery rate to be locked in.
- ◆ Refills through fill port does not require depressurization.
- ◆ Bowl guard is standard.
- ◆ Metal bowl options available.
- ◆ 3.8 oz bowl volume.

Ordering Information:

| Pipe Size | Model |
|-----------|-------|
| 1/4" | 26L2 |
| 3/8" | 26L3 |

Options:

| Options | Suffix |
|-------------------------------|--------|
| Metal Bowl Without Sightglass | M |
| Metal Bowl With Sightglass | S |

Options are indicated by adding a dash followed by the corresponding suffix(es) in alphabetical order to the model number.

| Supply Pressure | Pressure Drop | | | | |
|-----------------|---------------|----|------|----|----|
| | 1 | 2 | 3 | 4 | 5 |
| 1/4" at 25 PSI | 3 | 6 | 7.5 | 9 | 11 |
| 3/8" at 25 PSI | 8 | 18 | 26 | 30 | 32 |
| 1/4" at 100 PSI | 6.5 | 8 | 13 | 16 | |
| 3/8" at 100 PSI | 29 | 43 | 52.5 | 58 | 62 |

SCFM

Note: All values are approximate.



Specifications

Maximum Supply Pressure:
 Plastic Bowl: **150 PSI**
 Metal Bowl: **250 PSI**
 Materials:
 Plastic Bowl: **Polycarbonate**
 Metal Bowl: **Zinc Die Cast**
 Body: **Zinc Die Cast**
 Height: **6 1/2"**
 Weight: **1/2 lb.**
 Maximum Diameter: **2"**
 Bowl Capacity: **3.8 oz.**

FILTERS, REGULATORS & LUBRICATORS

26 Series Assemblies & Accessories

26 Series combination units are an efficient way to save space. They have the same features as the individual units and come pre-assembled for quick installation.

Integral Filter/Regulator



Ordering Information:

| Pipe Size | Model |
|-----------|-------|
| 1/4" | 26FC2 |
| 3/8" | 26FC3 |

FEATURES

- ◆ Combines filter and regulator in space saving design.
- ◆ 40 or 5 micron filter element.
- ◆ Bowl guard is standard.
- ◆ Balanced poppet valve design assures superior performance.
- ◆ 0-125 PSI, 0-60 PSI, 0-25 PSI pressure ranges available.
- ◆ Panel mount, metal bowl and gauge options available.

Filter/Regulator, Lubricator Duo



Ordering Information:

| Pipe Size | Model |
|-----------|----------|
| 1/4" | 26FCL2-G |
| 3/8" | 26FCL3-G |

FEATURES

- ◆ Trio performance in a duo assembly.
- ◆ Gauge packaged loose for installation on either side.
- ◆ Filter, regulator and lubricator options available.
- ◆ Bowl guard is standard.

Filter, Regulator, Lubricator Trio



Ordering Information:

| Pipe Size | Model |
|-----------|----------|
| 1/4" | 26FRL2-G |
| 3/8" | 26FRL3-G |

FEATURES

- ◆ Traditional trio design.
- ◆ Gauge packaged loose for installation on either side.
- ◆ Bowl guard is standard.
- ◆ Filter, regulator and lubricator options available.

FILTERS, REGULATORS & LUBRICATORS

Options:

| Options | Suffix |
|--------------------------------------|--------|
| Filter - | |
| Automatic Drain | D |
| Metal Bowl Without Sightglass | M |
| Metal Bowl With Sightglass | S |
| 5 Micron Element | X |
| Regulator - | |
| Pressure Gauge (0-160 PSI) | G |
| Extra Low Pressure Spring (0-20 PSI) | J |
| Low Pressure Spring (0-50 PSI) | L |
| Lubricator - | |
| Automatic Drain | D |
| Metal Bowl Without Sightglass | M |
| Metal Bowl With Sightglass | S |

Options are indicated by adding a dash followed by the corresponding suffix(es) in alphabetical order to the model number.



26G-160
0-160 PSI
Gauge with
1 1/2" dial



8851AD
Automatic Drain

Accessory Information:

| Description | Model |
|--------------------------------|---------|
| Filter - | |
| Automatic Drain | 8851AD |
| Metal Bowl without Sight Glass | 26F-41M |
| Metal Bowl with Sight Glass | 26F-41S |
| Plastic Bowl | 26F-41L |
| Regulator - | |
| Mounting Bracket and Panel Nut | MR140MB |
| Gauge (0-60 PSI) 1 1/2" dial | 26G-60 |
| Gauge (0-160 PSI) 1 1/2" dial | 26G-160 |
| Lubricator - | |
| Metal Bowl without Sight Glass | 26L-41M |
| Metal Bowl with Sight Glass | 26L-41S |
| Plastic Bowl | 26L-41L |

Repair Kit Information:

| Description | Model |
|------------------------------------|--------|
| Filter Bowl Replacement Kit | 26FK01 |
| Regulator Repair Kit | 26RK01 |
| Lubricator Bowl Repair Kit | 26LK01 |

WARNING: Although polycarbonate bowls are capable of withstanding extreme physical abuse, they are susceptible to damage and may possibly burst when subjected to some cleaning products and synthetic oils, particularly phosphate esters. Should there be any questions regarding their compatibility with your applications, consult the factory or use a metal bowl.



For All Your Pneumatic Accessory Needs • www.coilhose.com
 EAST: 19 Kimberly Road, East Brunswick, NJ 08816 • 732.390.8480
 WEST: 1730 NE Miller Street, McMinnville, OR 97128 • 503.434.5964

FILTERS, REGULATORS & LUBRICATORS

27 Modular Series Filters

Filters in the 27 Modular Series are engineered to provide exceptional design and installation flexibility. The 1/2" bodies offer higher flow rates and can be assembled together using traditional pipe nipples or clamped together using Modular Clamp kits. Optional mounting kits and a distribution block increase the flexibility of the series (see page 59).

Specifications

| | |
|--------------------------|------------------|
| Maximum Supply Pressure: | |
| Plastic Bowl: | .150 PSI |
| Metal Bowl: | .250 PSI |
| Maximum Operating Temp.: | |
| Plastic Bowl: | .120° F |
| Metal Bowl: | .250° F |
| Filter Element: | |
| Standard: | .40 Micron |
| Optional: | .5 Micron |
| Materials: | |
| Plastic Bowl: | .Polycarbonate |
| Metal Bowl: | .Zinc Die Cast |
| Body: | .Zinc Die Cast |
| Filter Element: | .Sintered Bronze |
| Height: | .7 1/2" |
| Maximum Diameter: | .2 3/4" |
| Bowl Capacity: | .8.5 oz. |

FEATURES

- ◆ 3/8", 1/2" and 3/4" port sizes.
- ◆ 40 or 5 micron filter elements.
- ◆ 8.5 oz bowl capacity.
- ◆ Bowl guard supplied as standard.
- ◆ Metal bowl available with or without sightglass.
- ◆ Automatic drain option.



Options:

| Options | Suffix |
|-------------------------------|--------|
| Automatic Drain | D |
| Metal Bowl Without Sightglass | M |
| Metal Bowl With Sightglass | S |
| 5 Micron Element | X |

Options are indicated by adding a dash followed by the corresponding suffix(es) in alphabetical order to the model number.

Ordering Information:

| Pipe Size | Model |
|-----------|-------|
| 3/8" | 27F3 |
| 1/2" | 27F4 |
| 3/4" | 27F6 |

| Supply Pressure | Pressure Drop | | | | |
|-----------------|---------------|----|----|-----|-----|
| | 1 | 2 | 3 | 4 | 5 |
| 3/8" at 25 PSI | 29 | 43 | 46 | 50 | 52 |
| 1/2" at 25 PSI | 30 | 45 | 59 | 63 | 65 |
| 3/8" at 100 PSI | 44 | 60 | 75 | 90 | 110 |
| 1/2" at 100 PSI | 58 | 76 | 97 | 117 | 127 |

SCFM

Note: All values are approximate.

WARNING: Although polycarbonate bowls are capable of withstanding extreme physical abuse, they are susceptible to damage and may possibly burst when subjected to certain cleaning products and synthetic oils, particularly phosphate esters. Should there be any questions regarding their compatibility with your applications, consult the factory or use a metal bowl.

27 Modular Series Coalescing Filters

Specifications

| | |
|--------------------------|----------------|
| Maximum Supply Pressure: | |
| Plastic Bowl: | .150 PSI |
| Metal Bowl: | .250 PSI |
| Maximum Operating Temp.: | |
| Plastic Bowl: | .120° F |
| Metal Bowl: | .250° F |
| Materials: | |
| Plastic Bowl: | .Polycarbonate |
| Metal Bowl: | .Zinc Die Cast |
| Body: | .Zinc Die Cast |
| Height: | .7 1/2" |
| Maximum Diameter: | .2 3/4" |
| Bowl Capacity: | .8.5 oz. |

FEATURES

- ◆ Removes 99.97% of solids and fluids down to .3 microns.
- ◆ Bowl guard supplied standard.
- ◆ 8.5 oz bowl capacity.
- ◆ Easy hands only filter element replacement.
- ◆ Automatic drain and metal bowl options.



Options:

| Options | Suffix |
|-------------------------------|--------|
| Automatic Drain | D |
| Metal Bowl Without Sightglass | M |
| Metal Bowl With Sightglass | S |

Options are indicated by adding a dash followed by the corresponding suffix(es) in alphabetical order to the model number.

Ordering Information:

| Pipe Size | Model |
|-----------|-------|
| 3/8" | 27C3 |
| 1/2" | 27C4 |
| 3/4" | 27C6 |

| SCFM at 1.5 PSID Pressure Drop | | | |
|--------------------------------|------|-----------------|------|
| Supply Pressure | SCFM | Supply Pressure | SCFM |
| 10 PSI | 6.5 | 60 PSI | 19.5 |
| 20 PSI | 9.1 | 80 PSI | 22.2 |
| 30 PSI | 11.7 | 100 PSI | 24.8 |
| 40 PSI | 14.3 | 120 PSI | 27.4 |
| 50 PSI | 16.9 | 140 PSI | 30.0 |

Note: All values are approximate.

WARNING: Although polycarbonate bowls are capable of withstanding extreme physical abuse, they are susceptible to damage and may possibly burst when subjected to some cleaning products and synthetic oils, particularly phosphate esters. Should there be any questions regarding their compatibility with your applications, consult the factory or use a metal bowl.

For All Your Pneumatic Accessory Needs • www.coilhose.com
 EAST: 19 Kimberly Road, East Brunswick, NJ 08816 • 732.390.8480
 WEST: 1730 NE Miller Street, McMinnville, OR 97128 • 503.434.5964



FILTERS, REGULATORS & LUBRICATORS

27 Modular Series Regulators

The 27 Series Regulators are engineered for exceptional installation flexibility. These units have a 1/2" body for higher flow rates and are constructed of die-cast aluminum with a non-rising adjusting knob. These Regulators can be connected to other 27 Series units using modular clamps or pipe nipples and can be individually connected to an airline using a panel mount bracket.



Ordering Information:

| Pipe Size | Model |
|-----------|-------|
| 3/8" | 27R3 |
| 1/2" | 27R4 |
| 3/4" | 27R6 |

FEATURES

- ◆ 1/4" inch gauge ports can be used as secondary outlet ports.
- ◆ Balanced poppet valve design assures superior performance.
- ◆ 0-250 PSI, 0-125 PSI, 0-60 PSI, 0-25 PSI pressure ranges.
- ◆ Self relieving feature prevents excessive pressure build-up.
- ◆ Locking adjustment knob.
- ◆ Panel mount and gauge options available.

Options:

| Options | Suffix |
|--------------------------------------|--------|
| Gauge | G |
| High Pressure Spring (0-250 PSI) | H |
| Extra Low Pressure Spring (0-25) PSI | J |
| Low Pressure Spring (0-60) PSI | L |
| Panel Mount | P |

Options are indicated by adding a dash followed by the corresponding suffix(es) in alphabetical order to the model number.

Specifications

Maximum Supply Pressure: **250 PSI**
 Maximum Operating Temp.: **250° F**
 Materials:
 Adjusting Knob: **High Impact Plastic**
 Body: **Die Cast Aluminum**
 Height: **5 1/2"**
 Maximum Diameter: **2 3/4"**
 Bowl Capacity: **1 3/4 lbs.**
 Regulator Pressure Ranges:
0-200 - Optional
0-125 - Standard
0-60 - Optional
0-25 - Optional

| Supply 100 PSI Regulated Pressure | Pressure Drop | | |
|--------------------------------------|---------------|----|-----|
| | 5 | 10 | 20 |
| 3/8" at 25 PSI | 20 | 70 | 80 |
| 1/2" at 25 PSI | 20 | 80 | 120 |
| 3/8" at 50 PSI | 20 | 40 | 100 |
| 1/2" at 50 PSI | 20 | 40 | 120 |
| 3/8" at 75 PSI | 10 | 20 | 100 |
| 1/2" at 75 PSI | 10 | 20 | 120 |

SCFM

Note: All values are approximate.

27 Modular Series Lubricators

27 Modular Series Lubricators are engineered to provide exceptional installation flexibility. They are constructed of die-cast aluminum and have a tamperproof adjustment cap. These units feature proportional air-to-oil delivery, ensuring even distribution of lubricant. The 27 Series Lubricator comes standard with a bowl guard.



Ordering Information:

| Pipe Size | Model |
|-----------|-------|
| 3/8" | 27L3 |
| 1/2" | 27L4 |
| 3/4" | 27L6 |

FEATURES

- ◆ Once oil delivery rate is set, proportional oil-to-air delivery rate assures even lubrication at all times.
- ◆ Tamperproof cap allows oil delivery rate to be locked in place.
- ◆ Unit refills through fill port without requiring depressurization.
- ◆ Quick fill plug available for use with quick fill equipment.

Options:

| Options | Suffix |
|-------------------------------|--------|
| Metal Bowl Without Sightglass | M |
| Metal Bowl With Sightglass | S |

Options are indicated by adding a dash followed by the corresponding suffix(es) in alphabetical order to the model number.

Specifications

Maximum Supply Pressure:
 Plastic Bowl: **150 PSI**
 Metal Bowl: **250 PSI**
 Materials:
 Plastic Bowl: **Polycarbonate**
 Metal Bowl: **Zinc Die Cast**
 Body: **Die Cast Aluminum**
 Height: **8"**
 Weight: **1 lb.**
 Maximum Diameter: **2 3/4"**
 Bowl Capacity: **8.5 oz.**

| Supply Pressure | Pressure Drop | | | | |
|-----------------|---------------|----|----|-----|-----|
| | 1 | 2 | 3 | 4 | 5 |
| 3/8" at 25 PSI | 10 | 20 | 23 | 30 | 38 |
| 1/2" at 25 PSI | 20 | 35 | 55 | 65 | 77 |
| 3/8" at 100 PSI | 19 | 30 | 40 | 52 | 62 |
| 1/2" at 100 PSI | 30 | 60 | 90 | 122 | 160 |

SCFM

Note: All values are approximate.



For All Your Pneumatic Accessory Needs • www.coilhose.com
 EAST: 19 Kimberly Road, East Brunswick, NJ 08816 • 732.390.8480
 WEST: 1730 NE Miller Street, McMinnville, OR 97128 • 503.434.5964

FILTERS, REGULATORS & LUBRICATORS

27 Modular Series Assemblies & Accessories

27 Series combination units offer pre-assembled units for fast installations. The integral filter/regulator offers a space saving design. Duo and trio assemblies utilize the modular clamping system to ease installation.

Integral Filter/Regulator



Ordering Information:

| Pipe Size | Model |
|-----------|-------|
| 3/8" | 27FC3 |
| 1/2" | 27FC4 |
| 3/4" | 27FC6 |

FEATURES

- ◆ 40 or 5 micron filter element.
- ◆ Balanced poppet valve design assures superior performance.
- ◆ 0-250 PSI, 0-125 PSI, 0-60 PSI, 0-25 PSI pressure ranges.
- ◆ Panel mount, metal bowl and gauge options available.

Filter/Regulator, Lubricator Duo



Ordering Information:

| Pipe Size | Model |
|-----------|----------|
| 3/8" | 27FCL3-G |
| 1/2" | 27FCL4-G |
| 3/4" | 27FCL6-G |

FEATURES

- ◆ Trio performance in a duo assembly.
- ◆ Gauge packaged uninstalled for installation on either side.
- ◆ Bowl guard supplied standard.
- ◆ Filter, regulator and lubricator options available.

Filter, Regulator, Lubricator Trio



Ordering Information:

| Pipe Size | Model |
|-----------|----------|
| 3/8" | 27FRL3-G |
| 1/2" | 27FRL4-G |
| 3/4" | 27FRL6-G |

FEATURES

- ◆ Traditional trio design.
- ◆ Gauge packaged uninstalled for installation on either side.
- ◆ Bowl guard supplied standard.
- ◆ Filter, regulator and lubricator options available.

Options:

| Options | Suffix |
|--------------------------------------|--------|
| Filter - | |
| Automatic Drain | D |
| Metal Bowl Without Sightglass | M |
| Metal Bowl With Sightglass | S |
| 5 Micron Element | X |
| Regulator - | |
| Pressure Gauge (0-160 PSI) | G |
| High Pressure Spring (0-250 PSI) | H |
| Extra Low Pressure Spring (0-20 PSI) | J |
| Low Pressure Spring (0-60 PSI) | L |
| Lubricator - | |
| Automatic Drain | D |
| Metal Bowl Without Sightglass | M |
| Metal Bowl With Sightglass | S |

Options are indicated by adding a dash followed by the corresponding suffix(es) in alphabetical order to the model number.

WARNING: Although polycarbonate bowls are capable of withstanding extreme physical abuse, they are susceptible to damage and may possibly burst when subjected to some cleaning products and synthetic oils, particularly phosphate esters. Should there be any questions regarding their compatibility with your applications, consult the factory or use a metal bowl.



8851AD
Automatic Drain



8800-60
0 - 60 PSI Gauge
with 2" dial



27RBA
Mounting
Bracket




27RPA
Panel Nut



27MB01
Modular System
Connecting Clamp Kit

27EP03



End Plates allow for easy installation and removal of individual FRL components in use on an air line. When installed on either side of an FRL assembly, the End Plates enable a user to easily and quickly remove a component from the system for inspection or service, thus keeping line downtime to a minimum.

Accessory Information:

| Description | Model |
|-------------------------------------|----------|
| Modular System Connecting Clamp Kit | 27MB01 |
| Wall Mount Connecting Clamp Kit | 27MB02 |
| Distribution Block | 27DB01 |
| 3/8" NPT End Plate | 27EP03 |
| 1/2" NPT End Plate | 27EP04 |
| 3/4" NPT End Plate | 27EP06 |
| Filter - | |
| Automatic Drain | 8851AD |
| Metal Bowl without Sight Glass | 27F-41M |
| Metal Bowl with Sight Glass | 27F-41S |
| Plastic Bowl | 27F-41L |
| Regulator - | |
| Mounting Bracket | 27RBA |
| Panel Nut | 27RPA |
| Gauge (0-60 PSI) 2" dial | 8800-60 |
| Gauge (0-160 PSI) 2" dial | 8800-160 |
| Gauge (0-300 PSI) 2" dial | 8800-300 |
| Lubricator - | |
| Metal Bowl without Sight Glass | 27L-41M |
| Metal Bowl with Sight Glass | 27L-41S |
| Quick Fill Plug | 8844QFP |
| Plastic Bowl | 27F-41L |

Repair Kit Information:

| Description | Model |
|-----------------------------|--------|
| Filter Bowl Replacement Kit | 27FK01 |
| Regulator Repair Kit | 27RK01 |
| Lubricator Bowl Repair Kit | 27LK01 |

For All Your Pneumatic Accessory Needs • www.coilhose.com
 EAST: 19 Kimberly Road, East Brunswick, NJ 08816 • 732.390.8480
 WEST: 1730 NE Miller Street, McMinnville, OR 97128 • 503.434.5964



FILTERS, REGULATORS & LUBRICATORS

Heavy Duty Series Filter

The Heavy Duty Series Filters have a long-established reputation for high quality and reliability. This series continues to provide time proven value with a 1/4" to 1" size range, die cast aluminum bodies, extra large filter elements, easy maintenance and design consistency.



FEATURES

- ◆ Large 40, 20 or 12 micron sintered bronze elements.
- ◆ Bayonet locking ring allows easy bowl removal by hand.
- ◆ Hi-strength plastic bowls supplied standard.
- ◆ Bowl guards supplied standard on 3/4" and 1" sizes. Optional on 1/4", 3/8" and 1/2" sizes.
- ◆ Automatic drains available.

Specifications

Maximum Supply Pressure:
 Plastic Bowl:150 PSI
 Metal Bowl:250 PSI
 Maximum Operating Temp.:
 Plastic Bowl:120° F
 Metal Bowl:250° F
 Filter Element:
 Standard:40 Micron
 Optional:20 & 12 Micron
 Materials:
 Plastic Bowl:Polycarbonate
 Metal Bowl:Aluminum
 Body:Die Cast Aluminum
 Filter Element:Sintered Bronze

Ordering Information:

| Pipe Size | Model |
|-----------|-------|
| 1/4" | 8822 |
| 3/8" | 8823 |
| 1/2" | 8824 |
| 3/4" | 8826 |
| 1" | 8828 |

WARNING: Although polycarbonate bowls are capable of withstanding extreme physical abuse, they are susceptible to damage and may possibly burst when subjected to some cleaning products and synthetic oils, particularly phosphate esters. Should there be any questions regarding their compatibility with your applications, consult the factory or use a metal bowl.

Options:

| Options | Suffix |
|--------------------------------|--------|
| Automatic Drain | D |
| 20 Micron Element | F |
| 12 Micron Element | X |
| Metal Bowl With Sightglass | M |
| Bowl Guard | R |
| (for 1/4", 3/8" and 1/2" unit) | |

Options are indicated by adding a dash followed by the corresponding suffix(es) in alphabetical order to the model number.

| Size | Height | Diameter | Capacity | Weight |
|-----------|--------|----------|----------|----------|
| 1/4 & 3/8 | .6" | 3" | 4 oz. | 3/4 lbs. |
| 1/2 | .7" | 3 1/2" | 8 oz. | 1 lbs. |
| 3/4 & 1 | .9" | 5" | 23 oz. | 4 lbs. |

| Supply Pressure | Pressure Drop | | | | |
|-----------------|---------------|-----|-----|-----|-----|
| | 1 | 2 | 3 | 4 | 5 |
| 1/4" at 80 PSI | 25 | 35 | 42 | 50 | 55 |
| 3/8" at 80 PSI | 25 | 35 | 42 | 50 | 55 |
| 1/2" at 80 PSI | 38 | 61 | 80 | 95 | 108 |
| 3/4" at 80 PSI | 119 | 160 | 200 | 240 | 260 |
| 1" at 80 PSI | 119 | 160 | 200 | 240 | 260 |

SCFM

Note: All values are approximate.

Heavy Duty Series Coalescing Filter



FEATURES

- ◆ Removes 99.9% of solids and fluids down to .1 microns.
- ◆ Bowl guards supplied standard on 3/4" and 1" sizes. Optional on 1/4", 3/8" and 1/2" sizes.
- ◆ Hi-strength plastic bowls supplied standard.
- ◆ 8.5 oz bowl capacity.
- ◆ Easy hands only filter element replacement.
- ◆ Automatic drain and metal bowl with sightglass options.

Specifications

Maximum Supply Pressure:
 Plastic Bowl:150 PSI
 Metal Bowl:250 PSI
 Maximum Operating Temp.:
 Plastic Bowl:120° F
 Metal Bowl:250° F
 Materials:
 Plastic Bowl:Polycarbonate
 Metal Bowl:Aluminum
 Body:Die Cast Aluminum

| Size | Height | Diameter | Capacity | Weight |
|-----------|--------|----------|----------|----------|
| 1/4 & 3/8 | .6" | 3" | 4 oz. | 3/4 lbs. |
| 1/2 | .7" | 3 1/2" | 8 oz. | 1 lbs. |
| 3/4 & 1 | .9" | 5" | 23 oz. | 4 lbs. |

Ordering Information:

| Pipe Size | Model |
|-----------|-------|
| 1/4" | 8922 |
| 3/8" | 8923 |
| 1/2" | 8924 |
| 3/4" | 8926 |
| 1" | 8928 |

WARNING: Although polycarbonate bowls are capable of withstanding extreme physical abuse, they are susceptible to damage and may possibly burst when subjected to some cleaning products and synthetic oils, particularly phosphate esters. Should there be any questions regarding their compatibility with your applications, consult the factory or use a metal bowl.

Options:

| Options | Suffix |
|--------------------------------|--------|
| Automatic Drain | D* |
| Metal Bowl With Sightglass | M |
| Bowl Guard | R |
| (for 1/4", 3/8" and 1/2" unit) | |

Options are indicated by adding a dash followed by the corresponding suffix(es) in alphabetical order to the model number.

*For 1/4" and 3/8" units only. 1/2", 3/4" and 1" units must use External Drain 8861.

| Supply Pressure | SCFM at 1.5 PSID Pressure Drop | |
|-----------------|--------------------------------|-----------|
| | 1/2" | 3/4" & 1" |
| 20 PSI | 6.1 | 22.7 |
| 40 PSI | 9.5 | 33.8 |
| 60 PSI | 13 | 48.9 |
| 80 PSI | 16.5 | 62.0 |
| 100 PSI | 20 | 75.0 |

Note: All values are approximate.



For All Your Pneumatic Accessory Needs • www.coilhose.com
 EAST: 19 Kimberly Road, East Brunswick, NJ 08816 • 732.390.8480
 WEST: 1730 NE Miller Street, McMinnville, OR 97128 • 503.434.5964

FILTERS, REGULATORS & LUBRICATORS

Heavy Duty Series Regulators

The Heavy Duty Series Regulators have a long established reputation for high quality and unsurpassed reliability. Their balanced design maintains precise downstream pressure, and a diaphragm stop prevents ruptures in the event of surges. Master packaging is twenty-four units per carton for 1/4" and 3/8" sizes, twelve units per carton for 1/2" size and six units per carton for 3/4" and 1" sizes.

Specifications

Maximum Supply Pressure:**250 PSI**
 Maximum Temperature:**250° F**
 Materials:
 Body:**Die Cast Aluminum**

Bowl

| Size | Height | Diam. | Capacity | Weight |
|-----------|--------|-------|----------|-------------------------|
| 1/4 & 3/8 | .5 | 1/2" | .3" | .4 oz. 3/4 lbs. |
| 1/2 | .7 | .4" | .8 | oz. 1 1/2 lbs. |
| 3/4 & 1 | .8 | 1/2" | .5" | .23 oz. 3 lbs. |

Regulator Pressure Ranges:
0-125 - Standard
0-60 - Optional
0-200 - Optional

| Supply 100 PSI Regulated Pressure | Pressure Drop | | |
|--------------------------------------|---------------|-----|-----|
| | 2 | 5 | 10 |
| 1/4" at 80 PSI | 10 | 30 | 40 |
| 3/8" at 80 PSI | 10 | 30 | 40 |
| 1/2" at 80 PSI | 20 | 60 | 80 |
| 3/4" at 80 PSI | 40 | 120 | 160 |
| 1" at 80 PSI | 40 | 120 | 160 |

SCFM

Note: All values are approximate.


FEATURES

- ◆ High flow rates with accurate control and fast response.
- ◆ 0-200 PSI, 0-125 PSI and 0-50 PSI pressure ranges.
- ◆ Tamperproof option available.
- ◆ Panel mount and gauge options.

Options:

| Options | Suffix |
|--------------------------------------|----------|
| Gauge | G |
| Extra Low Pressure Spring (0-50) PSI | L |
| High Pressure Spring (0-200 PSI) | H |
| Tamperproof | K |
| Panel Mount | P |

Options are indicated by adding a dash followed by the corresponding suffix(es) in alphabetical order to the model number.



Ordering Information:

| Pipe Size | Model |
|-----------|-------------|
| 1/4" | 8802 |
| 3/8" | 8803 |
| 1/2" | 8804 |
| 3/4" | 8806 |
| 1" | 8808 |

Heavy Duty Series Lubricators

The Heavy Duty Series Lubricators have a long established reputation for high quality and unsurpassed reliability. A tamperproof cap allows oil delivery rate to be locked in, and once oil delivery is set, proportional oil-to-air delivery assures constant even lubrication. Master packaging is twenty-four units per carton for 1/4" and 3/8" sizes, twelve units per carton for 1/2" size and six units per carton for 3/4" and 1" sizes.

Specifications

Maximum Supply Pressure:
 Plastic Bowl:**150 PSI**
 Metal Bowl:**250 PSI**
 Materials:
 Plastic Bowl:**Polycarbonate**
 Metal Bowl:**Die Cast Aluminum**
 Body:**Die Cast Aluminum**

Bowl

| Size | Height | Diam. | Capacity | Weight |
|-----------|--------|-------|---------------------------|----------------------------|
| 1/4 & 3/8 | .7" | .3" | .4 oz. 1 lb. | |
| 1/2 | .8" | 3/2" | .8 oz. 1 1/4 lbs. | |
| 3/4 & 1 | .11 | 1/2" | .5" | .23 oz. 3 1/2 lbs. |

| Supply 100 PSI Regulated Pressure | Pressure Drop | | |
|--------------------------------------|---------------|-----|-----|
| | 5 | 10 | 15 |
| 1/4" at 80 PSI | 27.5 | 39 | 48 |
| 3/8" at 80 PSI | 27.5 | 39 | 48 |
| 1/2" at 80 PSI | 55 | 79 | 97 |
| 3/4" at 80 PSI | 110 | 158 | 195 |
| 1" at 80 PSI | 110 | 158 | 195 |

SCFM

Note: All values are approximate.

FEATURES

- ◆ Mist atomizing sightglass.
- ◆ Refills through fill port without requiring depressurization.
- ◆ Quick fill plug option available.
- ◆ Bowl guard supplied standard on 3/4" and 1". Optional on 1/4", 3/8" and 1/2".

Options:

| Options | Suffix |
|----------------------------|----------|
| Metal Bowl With Sightglass | M |
| Bowl Guard | R |

(for 1/4", 3/8" and 1/2" unit)

Options are indicated by adding a dash followed by the corresponding suffix(es) in alphabetical order to the model number.



Ordering Information:

| Pipe Size | Model |
|-----------|-------------|
| 1/4" | 8842 |
| 3/8" | 8843 |
| 1/2" | 8844 |
| 3/4" | 8846 |
| 1" | 8848 |

FILTERS, REGULATORS & LUBRICATORS

WARNING: Although polycarbonate bowls are capable of withstanding extreme physical abuse, they are susceptible to damage and may possibly burst when subjected to some cleaning products and synthetic oils, particularly phosphate esters. Should there be any questions regarding their compatibility with your applications, consult the factory or use a metal bowl.

For All Your Pneumatic Accessory Needs • www.coilhose.com
EAST: 19 Kimberly Road, East Brunswick, NJ 08816 • 732.390.8480
WEST: 1730 NE Miller Street, McMinnville, OR 97128 • 503.434.5964



FILTERS, REGULATORS & LUBRICATORS

Heavy Duty Series Assemblies & Accessories

Heavy Duty Filter, Regulator and Lubricator duo and trio assemblies provide valuable time savings when installed. The individual Heavy Duty components are available with all the standard options. These units also come standard with a gauge.

Heavy Duty Duos



FEATURES

- ◆ Compact assembly.
- ◆ Faster installation time.
- ◆ Gauge packaged uninstalled for installation on either side.
- ◆ Bowl guard supplied standard on 3/4" and 1" sizes.
- ◆ Filter, regulator and lubricator options available.

Heavy Duty Trios



Ordering Information:

| Pipe Size | Description | Model |
|-----------|------------------|---------|
| 1/4" | Filter-Regulator | 8862AAG |
| 3/8" | Filter-Regulator | 8863AAG |
| 1/2" | Filter-Regulator | 8864AAG |
| 3/4" | Filter-Regulator | 8866AAG |
| 1" | Filter-Regulator | 8868AAG |

Ordering Information:

| Pipe Size | Description | Model |
|-----------|-----------------------------|---------|
| 1/4" | Filter-Regulator-Lubricator | 8882AAG |
| 3/8" | Filter-Regulator-Lubricator | 8883AAG |
| 1/2" | Filter-Regulator-Lubricator | 8884AAG |
| 3/4" | Filter-Regulator-Lubricator | 8886AAG |
| 1" | Filter-Regulator-Lubricator | 8888AAG |

Accessory Information:

| Description | Model |
|---|-----------|
| Filter - | |
| Automatic Drain Valves Internal | 8851AD |
| Automatic Drain External - requires 4 1/2" clearance below bowl | 8861 |
| 1/4" & 3/8" Metal Bowl w/ Sight Glass | 8823-41M |
| 1/2" Metal Bowl w/ Sight Glass | 8824-41M |
| 3/4" & 1" Metal Bowl w/ Sight Glass | 8828-41M |
| 1/4" & 3/8" Bowl Guard | 8823-50 |
| 1/2" Bowl Guard | 8824-50 |
| 3/4" & 1" Bowl Guard | 8826-50 |
| Regulator - | |
| 1/4" & 3/8" Wall Mount Bracket | 8800-12RB |
| 1/2" Wall Mount Bracket | 8800-14RB |
| 3/4" & 1" Wall Mount Bracket | 8800-16RB |
| 1/4" & 3/8" Pipe Mount Bracket | 8800-22PB |
| 1/2" Pipe Mount Bracket | 8800-24PB |
| 3/4" Pipe Mount Bracket | 8800-26PB |
| Pressure Gauge 0-60 PSI (2" dial) | 8800-60 |
| Pressure Gauge 0-160 PSI (2" dial) | 8800-160 |
| Pressure Gauge 0-300 PSI (2" dial) | 8800-300 |
| Lubricator - | |
| 1/4" & 3/8" Metal Bowl w/ Sight Glass | 8843-41M |
| 1/2" Metal Bowl w/ Sight Glass | 8844-41M |
| 3/4" & 1" Metal Bowl w/ Sight Glass | 8848-41M |
| 1/4" & 3/8" Bowl Guard | 8823-50 |
| 1/2" Bowl Guard | 8824-50 |
| 3/4" & 1" Bowl Guard | 8826-50 |
| Quick Fill Plug | 8844QFP |

Repair Kit Information:

| Description | Model |
|--------------------------------|----------|
| Filter | |
| 1/4" & 3/8" Polycarbonate Bowl | 8823-41L |
| 1/2" Polycarbonate Bowl | 8824-41L |
| 3/4" & 1" Polycarbonate Bowl | 8828-41L |
| Regulator | |
| 1/4" & 3/8" Repair Kit | 8800-53 |
| 1/2" Repair Kit | 8800-54 |
| 3/4" & 1" Repair Kit | 8800-56 |
| Lubricator | |
| 1/4" & 3/8" Polycarbonate Bowl | 8843-41L |
| 1/2" Polycarbonate Bowl | 8844-41L |
| 3/4" & 1" Polycarbonate Bowl | 8848-41L |



8800-160
0 - 160 PSI
Pressure Gauge
with 2" dial



8800-14RB
1/2" Wall Mount
Bracket



8800-24PB
1/2" Pipe Mont
Bracket

WARNING: Although polycarbonate bowls are capable of withstanding extreme physical abuse, they are susceptible to damage and may possibly burst when subjected to some cleaning products and synthetic oils, particularly phosphate esters. Should there be any questions regarding their compatibility with your applications, consult the factory or use a metal bowl.

FILTERS, REGULATORS & LUBRICATORS

General Purpose Series Filters

The General Purpose Series Filters offers port sizes from 1/4" through 2". This size range allows a reliable interchange with other manufactures. Units are manufactured with zinc die cast bodies and available with plastic bowls with guards or metal bowls. An excellent choice for most industrial applications.

Specifications

Maximum Supply Pressure:
 Plastic Bowl:150 PSI
 Metal Bowl:250 PSI
 Maximum Operating Temp.:
 Plastic Bowl:120° F
 Metal Bowl:150° F
 Filter Element:
 Standard:40 Micron
 Materials:
 Plastic Bowl:Polycarbonate
 Metal Bowl:Zinc Die Cast
 Body:Zinc Die Cast
 Filter Element:Polypropylene

FEATURES

- ◆ 40 micron filter element.
- ◆ Bowl volumes from 5 oz to 20 oz.
- ◆ Bowl guards are standard on plastic bowls.
- ◆ Automatic drain available.

Ordering Information:

| Pipe Size | Bowl Options | Model |
|-----------|--------------|----------|
| 1/4" | Bowl Guard | F140BG** |
| 1/4" | Metal Bowl | F140MB** |
| 3/8" | Bowl Guard | F380BG** |
| 3/8" | Metal Bowl | F380MB** |
| 1/2" | Bowl Guard | F120BG* |
| 1/2" | Metal Bowl | F120MB* |
| 3/4" | Metal Bowl | F340MB |
| 1" | Metal Bowl | F100MB |
| 1-1/4" | Metal Bowl | F1140MB |
| 1-1/2" | Metal Bowl | F1120MB |
| 2" | Metal Bowl | F2000MB |

| Supply Pressure | Pressure Drop | | | | |
|-----------------|---------------|-----|-----|-----|-------------|
| | 1 | 2 | 3 | 4 | 5 |
| 1/4" | 25 | 35 | 42 | 50 | 55 |
| 3/8" | 26 | 50 | 60 | 70 | 76 |
| 1/2" | 38 | 61 | 80 | 95 | 108 |
| 3/4" | 115 | 160 | 200 | 240 | 260 |
| 1" | 160 | 220 | 270 | 320 | 350 |
| 1 1/4" | 160 | 230 | 285 | 340 | 380 |
| 1 1/2" | 160 | 230 | 285 | 340 | 380 |
| | | | | | SCFM |

Note: All values are approximate.



*Master pack is eight units per carton.
 **Master pack is twelve units per carton.

General Purpose Series Regulators

The General Purpose Series Regulators are ideal where pressure must be held constant over a wide variation of flow. Zinc die cast bodies offer excellent durability for most industrial applications.

Specifications

Maximum Supply Pressure:300 PSI
 Maximum Operating Temp.:120° F
 Materials:
 Adjusting Knob:Brass
 Body:Zinc Die Cast

FEATURES

- ◆ Holds pressure constant over wide variations in flow.
- ◆ 0 - 125 PSI pressure range.
- ◆ Two 1/4 inch gauge ports.

Ordering Information:

| Pipe Size | Model |
|-----------|----------|
| 1/4" | R140** |
| 3/8" | R380** |
| 1/2" | R120* |
| 3/4" | R340 |
| 1" | R100 |
| 1 1/4" | R1140 |
| 1 1/2" | R1120 |
| 2" | R2000*** |

| Supply 100 PSI Regulated Pressure | Pressure Drop | | |
|-----------------------------------|---------------|-----|-------------|
| | 5 | 10 | 15 |
| 1/4" | 10 | 18 | 40 |
| 3/8" | 10 | 18 | 50 |
| 1/2" | 10 | 18 | 60 |
| 3/4" & 1" | 20 | 40 | 120 |
| 1 1/4" & 1 1/2" | 20 | 120 | 240 |
| 2" | 400 | 750 | 1200 |
| | | | SCFM |

Note: All values are approximate.

WARNING: Although polycarbonate bowls are capable of withstanding extreme physical abuse, they are susceptible to damage and may possibly burst when subjected to some cleaning products and synthetic oils, particularly phosphate esters. Should there be any questions regarding their compatibility with your applications, consult the factory or use a metal bowl.

*Master pack is eight units per carton.
 **Master pack is twelve units per carton.
 ***R2000 (2") regulator requires a pilot regulator to control the reduced pressure outlet.



FILTERS, REGULATORS & LUBRICATORS

For All Your Pneumatic Accessory Needs • www.coilhose.com
 EAST: 19 Kimberly Road, East Brunswick, NJ 08816 • 732.390.8480
 WEST: 1730 NE Miller Street, McMinnville, OR 97128 • 503.434.5964



FILTERS, REGULATORS & LUBRICATORS

General Purpose Series Lubricators

The General Purpose Series Lubricators offer port sizes from 1/4" through 2". This size range allows reliable interchange with other manufactures. Units are manufactured with zinc die cast bodies, and available with plastic bowls with guards or metal bowls. An excellent choice for most industrial applications.



FEATURES

- ◆ Mist type atomizing with see-through sight glass.
- ◆ Once oil delivery rate is set, proportional oil-to-air delivery rate assures even lubrication at all times.
- ◆ Bowl volumes from 5 oz. to 20 oz.

| Supply Pressure | Pressure Drop | | | | |
|-------------------|---------------|-----|-----|-----|-----|
| | 1 | 2 | 3 | 4 | 5 |
| 1/4" at 100 PSI | 15 | 30 | 40 | 50 | 58 |
| 3/8" at 100 PSI | 25 | 50 | 67 | 80 | 90 |
| 1/2" at 100 PSI | 62 | 88 | 104 | 118 | 127 |
| 3/4" at 100 PSI | 120 | 190 | 240 | 275 | 300 |
| 1" at 100 PSI | 140 | 210 | 250 | 290 | 325 |
| 1 1/4" at 100 PSI | 25 | 120 | 440 | 540 | 575 |
| 1 1/2" at 100 PSI | 50 | 200 | 380 | 450 | 475 |

Note: All values are approximate.

Ordering Information:

| Pipe Size | Bowl Options | Model |
|-----------|--------------|----------|
| 1/4" | Bowl Guard | L140BG** |
| 1/4" | Metal Bowl | L140MB** |
| 3/8" | Bowl Guard | L380BG** |
| 3/8" | Metal Bowl | L380MB** |
| 1/2" | Bowl Guard | L120BG* |
| 1/2" | Metal Bowl | L120MB* |
| 3/4" | Metal Bowl | L340MB |
| 1" | Metal Bowl | L100MB |
| 1-1/4" | Metal Bowl | L1140MB |
| 1-1/2" | Metal Bowl | L1120MB |

*Master pack is eight units per carton.

**Master pack is twelve units per carton.

WARNING: Although polycarbonate bowls are capable of withstanding extreme physical abuse, they are susceptible to damage and may possibly burst when subjected to some cleaning products and synthetic oils, particularly phosphate esters. Should there be any questions regarding their compatibility with your applications, consult the factory or use a metal bowl.

General Purpose Series Assemblies & Accessories

Duo & Trio Assemblies



Includes 0-160 PSI pressure gauge.



Includes 0-160 PSI pressure gauge.

Ordering Information:

| Pipe Size | Description | Model |
|-----------|-----------------------------|-----------|
| 1/4" | Filter-Regulator | FR140 |
| 1/4" | Filter-Regulator-Lubricator | FRL1400 |
| 3/8" | Filter-Regulator | FR380 |
| 3/8" | Filter-Regulator-Lubricator | FRL3800 |
| 1/2" | Filter-Regulator | FR120 |
| 1/2" | Filter-Regulator-Lubricator | FRL1200 |
| 3/4" | Filter-Regulator | FR340MB |
| 3/4" | Filter-Regulator-Lubricator | FRL3400MB |
| 1" | Filter-Regulator | FR100MB |
| 1" | Filter-Regulator-Lubricator | FRL1000MB |

"MB" suffix denotes Metal Bowl. All others supplied with polycarbonate bowl and guard.

Accessory Information:

| Description | Model |
|--|----------|
| Filter - | |
| Automatic Drain | 8851AD |
| Regulator - | |
| 1/4" - 3/8" Mounting Bracket | MB140 |
| 1/2" Mounting Bracket | MB120 |
| 3/4" - 1" Mounting Bracket | MB340 |
| Pressure Gauge 0-160 PSI (1-1/2" dial) | 8800-160 |

Repair Kit Information:

| Description | Model |
|--|----------|
| Filter - | |
| 1/4"-3/8" Plastic Bowl Replacement Kit | BK602Y |
| 1/2" Plastic Bowl Replacement Kit | BK602A |
| 1/4"-3/8" Metal Bowl Replacement Kit | BK603Y |
| 1/2" Metal Bowl Replacement Kit | BK603A |
| 3/4"-2" Metal Bowl Replacement Kit | BK603B |
| 1/4" and 3/8" Metal Bowl with Sight Glass Replacement Kit | RKB605WY |
| 1/2" Metal Bowl with Sight Glass Replacement Kit | RKB605WA |
| 3/4" to 1 1/2" Metal Bowl with Sight Glass Replacement Kit | RKB605WB |
| Regulator | |
| 1/4" - 3/8" Repair Kit | RK119Y |
| 1/2" Repair Kit | RK119A |
| 3/4" - 1" Repair Kit | RK119B |
| 1 1/4" - 1 1/2" Repair Kit | RK119D |
| Lubricator | |
| 1/4"-3/8" Plastic Bowl Replacement Kit | BK602Y |
| 1/2" Plastic Bowl Replacement Kit | BK602A |
| 1/4"-3/8" Metal Bowl Replacement Kit | BK603Y |
| 1/2" Metal Bowl Replacement Kit | BK603A |
| 3/4"-2" Metal Bowl Replacement Kit | BK603B |

WARNING: Although polycarbonate bowls are capable of withstanding extreme physical abuse, they are susceptible to damage and may possibly burst when subjected to some cleaning products and synthetic oils, particularly phosphate esters. Should there be any questions regarding their compatibility with your applications, consult the factory or use a metal bowl.



For All Your Pneumatic Accessory Needs • www.coilhose.com
 EAST: 19 Kimberly Road, East Brunswick, NJ 08816 • 732.390.8480
 WEST: 1730 NE Miller Street, McMinnville, OR 97128 • 503.434.5964

Desiccant Air Dryers


The Desiccant Air Dryers collect the smallest moisture mists. Use of standard air filters and coalescing filters is highly recommended to achieve exceptionally dry air. Desiccant beads change color from blue to pink to indicate absorbing capacity (blue = dry, pink = wet). Beads in standard version are also reusable.

FEATURES

- ◆ Pressure drop of less than 1 PSI.
- ◆ No additional power source required.
- ◆ Standard version is easy to service. In-Line version is disposable.

Specifications

| | STANDARD | IN-LINE |
|--------------------------|---------------|---------------|
| Max. Supply Pressure: | .150 PSI | 125 PSI |
| Max. Operating Temp.: | .125° F | 130° F |
| Max. Flow Capacity: | .10 SCFM | 15 SCFM |
| Materials: | | |
| Body: | Zinc Die Cast | Polycarbonate |
| Bowl: | Polycarbonate | Polycarbonate |
| Bowl Guard: | Steel | Nylon |
| Dimensions and Weights: | | |
| Height: | .12.25" | 3 3/4" |
| Width (port to port): | .4.5" | 1 11/16" |
| Weight (with desiccant): | .6.8 lbs. | 2.8 oz. |



Standard Version

Items not shown to scale.



In-Line Version

Ordering Information:

| Description | Model |
|-------------------------|----------|
| Standard Version | |
| 1/4" Port Size | 8422 |
| 3/8" Port Size | 8423 |
| 1/2" Port Size | 8424 |
| Desiccant Gel Refill | 8422-GEL |
| In-Line Version | |
| 1/4" Port Size | 4042 |

Mechanical Condensate Drains

Mechanical Condensate Drains are useful for the automatic removal of moisture from drop legs, and after coolers, compressors and other devices. A manual override feature permits draining between automatic drain times. The 1/2" FPT is standard.

FEATURES

- ◆ Float controlled valve.
- ◆ Line pressure forces moisture escape.
- ◆ Manual operation possible with quick return to automatic operation.

Ordering Information:

| Description | Model |
|--|-------|
| Mechanical Drain with Polycarbonate Bowl and Plastic Guard | 8514 |
| Mechanical Drain with Metal Bowl | 8514M |

Specifications

| | |
|--------------------------|---|
| Maximum Supply Pressure: | |
| Plastic Bowl: | .150 PSI |
| Metal Bowl: | .250 PSI |
| Maximum Operating Temp.: | |
| Plastic Bowl: | .120° F |
| Metal Bowl: | .250° F |
| Materials: | |
| Body: | .Aluminum |
| Bowl: | .Transparent Polycarbonate w/ High Impact Plastic Guard |
| Metal Bowl: | .Zinc Die Cast |
| Float Assembly: | .Plastic with Stainless Steel Internals |
| Height: | .5 3/4" |
| Diameter: | .2 1/8" |
| Weight: | .3/4 lbs. |
| Bowl Volume: | .3.8 oz. |



Solid State Automatic Drain

The Solid State Automatic Drain allows moisture to be released from accumulation points at specified cycle times. Comes standard with an electronic timer for automatic operation at the application or operation from a remote location.

FEATURES


- ◆ Cycle time can be set from 1 to 45 minutes.
- ◆ Drain time can be set from 1 to 15 seconds.
- ◆ Operates on 120V 60Hz / 110V 50Hz voltage.
- ◆ 6 foot heavy duty grounded power cord.
- ◆ Manual operation between cycles.

Ordering Information:

| Description | Model |
|-----------------------------------|-------|
| Solid State Automatic Drain Valve | 8653 |

Component Ordering Information:

| Description | Model |
|-------------------------------|--------|
| Solid State Timer with gasket | 8653-1 |



For All Your Pneumatic Accessory Needs • www.collhose.com
 EAST: 19 Kimberly Road, East Brunswick, NJ 08816 • 732.390.8480
 WEST: 1730 NE Miller Street, McMinnville, OR 97128 • 503.434.5964


FILTERS, REGULATORS & LUBRICATORS

Pressure Gauges

Pressure gauges are an invaluable tool to air system performance. Coilhose Pneumatics offers a wide variety of sizes to meet many applications. All gauges are dry type with either polycarbonate or metal cases and polycarbonate or glass lenses. Accuracy is 3-2-3%. Gauges are available in both back mount and bottom mount.



MG12160



26G-160



8800-160



8700-60



GB1460



GB14160

Ordering Information:

| Case | Lens | Pressure Range | Dial Size | Connecting, Mounting Size | Model |
|---------------|---------------|----------------|-----------|---------------------------|----------|
| Aluminum | Polycarbonate | 0-160 | 1 1/2" | 1/8" Center Back | MG12160 |
| Metal | Polycarbonate | 0-60 | 1 1/2" | 1/8" Center Back | 26G-60 |
| Metal | Polycarbonate | 0-160 | 1 1/2" | 1/8" Center Back | 26G-160 |
| Polycarbonate | Polycarbonate | 0-60 | 2" | 1/4" Center Back | 8800-60 |
| Polycarbonate | Polycarbonate | 0-160 | 2" | 1/4" Center Back | 8800-160 |
| Polycarbonate | Polycarbonate | 0-300 | 2" | 1/4" Center Back | 8800-300 |
| Chrome-plated | Glass | 0-30 | 2" | 1/4" Bottom | GB1430 |
| Chrome-plated | Glass | 0-30 | 2 1/2" | 1/4" Bottom | GB1630 |
| Chrome-plated | Glass | 0-30 | 3 1/2" | 1/4" Bottom | GB1730 |
| Chrome-plated | Glass | 0-60 | 1 1/2" | 1/8" Center Back | 8700-60 |
| Chrome-plated | Glass | 0-60 | 2" | 1/8" Bottom | GB1860 |
| Chrome-plated | Glass | 0-60 | 2" | 1/4" Bottom | GB1460 |
| Chrome-plated | Glass | 0-60 | 2 1/2" | 1/4" Bottom | GB1660 |
| Chrome-plated | Glass | 0-60 | 3 1/2" | 1/4" Bottom | GB1760 |
| Chrome-plated | Glass | 0-100 | 2" | 1/4" Bottom | GB14100 |
| Chrome-plated | Glass | 0-100 | 2 1/2" | 1/4" Bottom | GB16100 |
| Chrome-plated | Glass | 0-100 | 3 1/2" | 1/4" Bottom | GB17100 |
| Chrome-plated | Glass | 0-160 | 1 1/2" | 1/8" Center Back | 8700-160 |
| Chrome-plated | Glass | 0-160 | 2" | 1/8" Center Back | G18160 |
| Chrome-plated | Glass | 0-160 | 2" | 1/8" Bottom | GB18160 |
| Chrome-plated | Glass | 0-160 | 2" | 1/4" Center Back | G14160 |
| Chrome-plated | Glass | 0-160 | 2" | 1/4" Bottom | GB14160 |
| Chrome-plated | Glass | 0-160 | 2 1/2" | 1/4" Bottom | GB16160 |
| Chrome-plated | Glass | 0-160 | 3 1/2" | 1/4" Bottom | GB17160 |
| Chrome-plated | Glass | 0-200 | 2" | 1/4" Bottom | GB14200 |
| Chrome-plated | Glass | 0-200 | 2 1/2" | 1/4" Bottom | GB16200 |
| Chrome-plated | Glass | 0-200 | 3 1/2" | 1/4" Bottom | GB17200 |
| Chrome-plated | Glass | 0-300 | 2" | 1/8" Center Back | GB18300 |
| Chrome-plated | Glass | 0-300 | 2" | 1/4" Center Back | G14300 |
| Chrome-plated | Glass | 0-300 | 2" | 1/4" Bottom | GB14300 |
| Chrome-plated | Glass | 0-300 | 2 1/2" | 1/4" Bottom | G16300 |
| Chrome-plated | Glass | 0-300 | 3 1/2" | 1/4" Bottom | GB17300 |
| Chrome-plated | Glass | 0-600 | 3 1/2" | 1/4" Bottom | GB17600 |

Vacuum & Hydraulic Gauges



GBV1630



GH191000

Ordering Information:

| Type | Case | Lens | Pressure Range | Dial Size | Connecting, Mounting Size | Model |
|-----------|--------|-------|----------------|-----------|---------------------------|----------|
| Vacuum | Chrome | Glass | 0-30 | 2 1/2" | 1/4" Bottom Mount | GBV1630 |
| Hydraulic | Chrome | Glass | 0-1000 | 2 1/2" | 1/4" Bottom Mount | GH191000 |
| Hydraulic | Chrome | Glass | 0-3000 | 2 1/2" | 1/4" Bottom Mount | GH193000 |
| Hydraulic | Chrome | Glass | 0-5000 | 2 1/2" | 1/4" Bottom Mount | GH195000 |

PLASTIC TUBING SELECTION GUIDE

We offer several of the most common thermoplastic tubing compounds used in industrial and pneumatic applications. Each thermoplastic compound exhibits different characteristics that need to be taken into consideration when selecting tubing for any application. Becoming familiar with the different features and advantages of each tubing compound will be most beneficial in the selection process. Here are seven basic categories of questions to help start the selection process:

1. What are the **PRESSURE & TEMPERATURE** limits of the application the tubing will be used in?
2. What is the **MEDIA** running through the tubing?
3. What type of **FITTINGS** will be used with the tubing?
4. What are the required **PHYSICAL FEATURES** of the tubing?
5. What are the **REGULATORY REQUIREMENTS** the tubing must comply to?
6. What must the tubing be **RESISTANT** to?
7. What are the **COST** guidelines?

1. PRESSURE & TEMPERATURE EXPOSURE

The pressure rating of thermoplastic tubing is determined by testing the short term bursting pressure at 75° F. The working pressure is calculated as a ratio of the burst pressure by dividing the burst pressure by an appropriate safety factor. The 3-to-1 or 4-to-1 safety factors are commonly used depending upon the severity of the application.

Example: If tubing burst pressure is 450 PSI at 75° F, the working pressure with a 3-to-1 safety factor is 150 PSI, or with a 4-to-1 safety factor the working pressure would be 112 PSI. Safety factors of less than 3-to-1 are not recommended.

Temperature has a definite impact upon the burst and working pressure of thermoplastic tubing. Careful consideration should be given when operating in elevated temperatures, especially temperatures approaching the maximum limits of the particular tubing compound. *Note:* Reinforced tubing can offer significantly higher pressure ratings.

2. MEDIA

The best advice is always thoroughly test and understand the chemical resistance of your tubing. Varying temperatures, mixing chemicals and varying environmental conditions can significantly alter performance of thermoplastic tubing. We offer samples whenever possible to assist with your in-house testing.

3. FITTINGS

There are three basic types of fittings used on thermoplastic tubing. They are categorized as barbed fittings, compression fittings and push-to-connect or push-in fittings. Each fitting offers different features and benefits. It is very important that the tubing selected be compatible with the type of fitting it is to be installed with.

4. PHYSICAL FEATURE CRITERIA

Four of the most common physical properties considered in the tubing selection process are flexibility, kink resistance, clarity and color availability. The best way to fully understand the difference in flexibility and kink resistance is to compare samples.

5. REGULATORY REQUIREMENTS

There are applications that require that tubing comply with various agency regulations. Some more common compliance requests include:

FDA Food & Drug Administration
NSF National Sanitation Foundation
USP Class VI (U.S. Pharmaceutical) USDA U.S. Dept. of Agriculture
U.L. Underwriters Laboratory

Some regulations are very general, while others are very specific. Due to the complexity of many of the requirements, we strongly urge you to consult our technical service engineers with your exact application for assistance. Responsibility for final application will remain with the user.

6. RESISTANCES

This broad category of tubing characteristics deals mostly with the environmental or working conditions the tubing will be exposed to. Besides the usual resistance to various chemicals, some other considerations are: Abrasion, Moisture, Flammability, Kinking, Vermin, Ultraviolet Light, Bacteria and Fungus.

Often overlooked, these environmental factors can contribute to premature tubing failures. If your application has the potential to cause severe damage or injury with a failure, **CAREFUL SELECTION** and **STRINGENT TESTING** ARE MANDATORY.

7. COSTS

If more than one tubing compound will adequately serve the application, then tubing costs might factor into the decision. *Tubing is a relatively low cost item, and its true value is found in long and trouble free service.*

PLASTIC TUBING

Polyurethane Tubing



Coilhose Pneumatics offers Polyurethane Tubing made from an ether (polytetra-methylene glycol ether) based compound, which will not hydrolyze or degrade when exposed to water. Polyurethane has become a popular choice for tubing due to its extreme flexibility and resistance to kinking. In addition, it stands up very well to fuels and oils. Compatible with Coilock fittings (pages 73 - 74) and Poly-Tube fittings (page 75).

Standard Size Ordering information

| O.D. x I.D. | Wall Thickness | Working Pressure at 75° F | Tube Length | Model | Color Code Suffix |
|----------------|----------------|---------------------------|-------------|---------------|-------------------------|
| 1/8" x 1/16" | .031" | 233 PSI | 50' | PT0203-50_ | K, X, R, |
| | | | 250' | PT0203-250_ | G, B, Y, Q, |
| | | | 500' | PT0203-500_ | W, P, LX, |
| | | | 1000' | PT0203-1000_ | TC, TR, |
| | | | 2500' | PT0203-2500_ | TG, |
| 5/32" x 3/32" | .031" | 176 PSI | 100' | PT02503-100_ | K, X, R, |
| | | | 400' | PT02503-400_ | G, B, Y, Q, W |
| | | | 1000' | PT02503-1000_ | P, TC,TR |
| | | | 2500' | PT02503-2500_ | TG, TB, TY |
| 1/4" x 1/8" | .062" | 194 PSI | 100' | PT0406-100_ | K, X, R, G, B, |
| | | | 500' | PT0406-500_ | Y, Q, W, TC, |
| | | | 1000' | PT0406-1000_ | TG, TB, TQ |
| 1/4" x .160" | .045" | 148 PSI | 100' | PT0404-100_ | K, X, R, G, B, Y, |
| | | | 500' | PT0404-500_ | Q, W, P, NG, TC, |
| | | | 1000' | PT0404-1000_ | TR, TG, TB, TY |
| 3/8" x 1/4" | .062" | 147 PSI | 100' | PT0606-100_ | K, X, R, G, B, Y, W, |
| | | | 500' | PT0606-500_ | NP, NG, TC, TB, TY |
| 15/32" x 5/16" | .079" | 133 PSI | 50' | PT0707-50_ | K, X, R, G, B, Y, Q, W, |
| | | | 250' | PT0707-250_ | P, TC, TR, TG, TB, TY |
| 1/2" x .320" | .090" | 140 PSI | 50' | PT0809-50_ | K, R, B, Y, |
| | | | 250' | PT0809-250_ | TC, TB |
| 9/16" x 3/8" | .094" | 133 PSI | 50' | PT0909-50_ | K, R, G, B, Y, NG |
| | | | 200' | PT0909-200_ | TC, TB, TY |
| 3/4" x .467" | .141" | 145 PSI | 150' | PT1214-150_ | R, B, Y, TC, TB |

Metric Size Ordering Information

| O.D. x I.D. (mm) | Wall Thickness | Working Pressure at 75° F | Tube Length | Model | Color Code Suffix |
|------------------|----------------|---------------------------|-------------|--------------|-------------------|
| 3.0 x 1.8 | .6 mm | 160 PSI | 100' | PT0306-100_ | K, TC |
| | | | 500' | PT0306-500_ | |
| | | | 1000' | PT0306-1000_ | |
| | | | 2500' | PT0306-2500_ | |
| 4.0 x 2.4 | .8 mm | 176 PSI | 100' | PT0408-100_ | K, X, R, |
| | | | 400' | PT0408-400_ | G, B, Y, Q, W |
| | | | 1000' | PT0408-1000_ | P, TC,TR |
| | | | 2500' | PT0408-2500_ | TG, TB, TY |
| 6.0 x 4.0 | 1.0 mm | 145 PSI | 100' | PT0610-100_ | K, X, R, G, B, |
| | | | 500' | PT0610-500_ | Y, Q, W, TC, |
| | | | 1000' | PT0610-1000_ | TG, TB |
| 8.0 x 5.0 | 1.5 mm | 155 PSI | 100' | PT0815-100_ | K, R, B, W, Y, |
| | | | 500' | PT0815-500_ | NG, TC, TB |
| 10.0 x 6.5 | 1.75 mm | 149 PSI | 50' | PT1017-50_ | K, R, G, B |
| | | | 500' | PT1017-500_ | Y, TC, TB |
| 12.0 x 8.0 | 2.0 mm | 133 PSI | 50' | PT1220-50_ | K, R, B, Y, W, |
| | | | 250' | PT1220-250_ | NG, TC, TB |

Color Key Code - Standard & Metric Sizes

| | |
|----|--------------------|
| K | Black |
| X | Gray |
| R | Red |
| G | Green |
| B | Blue |
| Y | Yellow |
| Q | Orange |
| W | White |
| P | Purple |
| LX | Light Gray |
| NG | Neon Green |
| TC | Transparent Clear |
| TR | Transparent Red |
| TG | Transparent Green |
| TB | Transparent Blue |
| TY | Transparent Yellow |
| TQ | Transparent Orange |

Specifications


Temperature Range: ... -40° F to +165° F
 Vacuum Rating: ... To 28" Hg.
 Diameter Tolerances: ... 1/8" - 9/16" +/- .005"
 3/4" +/- .007"
 Working Pressure:3 to 1 Safety Factor
 Compliance: ... NSF61, Meets UL94HB
 UV Stabilized: ... Yes



For All Your Pneumatic Accessory Needs • www.coilhose.com
 EAST: 19 Kimberly Road, East Brunswick, NJ 08816 • 732.390.8480
 WEST: 1730 NE Miller Street, McMinnville, OR 97128 • 503.434.5964

Multi-Color Ribbon Tubing

Multi-Color Ribbon Tubing, commonly known as MCR, is a cost effective method of routing two or more tubing lines. Made from 95 durometer Polyurethane, MCR can be installed faster than other jacketing options. MCR color codes tubing lines for identification, tracing or troubleshooting. MCR will withstand the rigors of flexing, yet can be easily separated for routing. See pages 73 - 75 for fitting options.




| Specifications | |
|----------------------|--|
| Temperature Range: | -40° F to +165° F |
| Vacuum Rating: | To 28" Hg. |
| Diameter Tolerances: | 1/8" - 9/16" +/- .005" 3/4" +/- .007" |
| Working Pressure: | 3 to 1 Safety Factor |
| Compliance: | NSF61, Meets UL94HB |
| UV Stabilized: | Yes |

- BENEFITS**
- ◆ Saves material costs and cuts installation time.
 - ◆ Color tubes identify lines
 - ◆ Excellent alternative to tie wraps & jackets.

| Standard Size Ordering Information | | | | |
|------------------------------------|-------|--------|------------------------|----------------|
| Tube Size | Tubes | Length | Colors | Model |
| 1/4" x .160 | Twin | 50' | Red-Blue | PT0404-50RB |
| 1/4" x .160 | Twin | 100' | Red-Blue | PT0404-100RB |
| 1/4" x .160 | Quad | 50' | Red-Blue / White-Clear | PT0404-50RBWC |
| 1/4" x .160 | Quad | 100' | Red-Blue / White-Clear | PT0404-100RBWC |
| 3/8" x 1/4" | Twin | 50' | Red-Blue | PT0606-50RB |
| 3/8" x 1/4" | Twin | 100' | Red-Blue | PT0606-100RB |
| 3/8" x 1/4" | Quad | 50' | Red-Blue / White-Clear | PT0606-50RBWC |
| 3/8" x 1/4" | Quad | 100' | Red-Blue / White-Clear | PT0606-100RBWC |

Nylon Tubing

Coilhose Pneumatics offers high quality Nylon 11 Tubing for applications requiring low density, lightweight toughness, flexibility and chemical resistance. Its dimensional stability makes it compatible with Coilock Fittings as shown on page 73 - 74 and Poly-Tube Fittings as shown on page 75. Lengths of 100 feet are packaged in plastic bags; longer lengths are on reels.



| Standard Size Ordering Information | | | | | |
|------------------------------------|-----------|----------------|-------------|-------------|-------------|
| Tube O.D. | Tube I.D. | Wall Thickness | WP at 75° F | Tube Length | Model |
| 1/8" | .093" | .016" | 225 PSI | 100' | NC0216-100 |
| 1/8" | .093" | .016" | 225 PSI | 500' | NC0216-500 |
| 1/8" | .093" | .016" | 225 PSI | 1000' | NC0216-1000 |
| 1/8" | .093" | .016" | 225 PSI | 2500' | NC0216-2500 |
| 5/32" | .106" | .025" | 275 PSI | 100' | NC2525-100 |
| 5/32" | .106" | .025" | 275 PSI | 1000' | NC2525-1000 |
| 5/32" | .106" | .025" | 275 PSI | 2500' | NC2525-2500 |
| 3/16" | .138" | .025" | 225 PSI | 100' | NC0325-100 |
| 3/16" | .138" | .025" | 225 PSI | 500' | NC0325-500 |
| 3/16" | .138" | .025" | 225 PSI | 2000' | NC0325-2000 |
| 1/4" | .170" | .040" | 265 PSI | 100' | NC0440-100 |
| 1/4" | .170" | .040" | 265 PSI | 500' | NC0440-500 |
| 1/4" | .170" | .040" | 265 PSI | 1000' | NC0440-1000 |
| 1/4" | .180" | .035" | 250 PSI | 100' | NC0435-100 |
| 1/4" | .180" | .035" | 250 PSI | 500' | NC0435-500 |
| 1/4" | .180" | .035" | 250 PSI | 1000' | NC0435-1000 |
| 5/16" | .232" | .040" | 220 PSI | 100' | NC0540-100 |
| 5/16" | .232" | .040" | 220 PSI | 500' | NC0540-500 |
| 3/8" | .275" | .050" | 220 PSI | 100' | NC0650-100 |
| 3/8" | .275" | .050" | 220 PSI | 500' | NC0650-500 |
| 1/2" | .375" | .062" | 200 PSI | 100' | NC0862-100 |
| 1/2" | .375" | .062" | 200 PSI | 250' | NC0862-250 |
| 1/2" | .375" | .062" | 200 PSI | 500' | NC0862-500 |

| Metric Size Ordering Information | | | | | |
|----------------------------------|-----------|----------------|-------------|-------------|-------------|
| Tube O.D. | Tube I.D. | Wall Thickness | WP at 75° F | Tube Length | Model |
| 4.0 mm | 2.7 mm | .65 mm | 275 PSI | 100' | NC0465-100 |
| 4.0 mm | 2.7 mm | .65 mm | 275 PSI | 1000' | NC0465-1000 |
| 4.0 mm | 2.7 mm | .65 mm | 275 PSI | 2500' | NC0465-2500 |
| 5.0 mm | 3.0 mm | 1.0 mm | 375 PSI | 100' | NC0510-100 |
| 5.0 mm | 3.0 mm | 1.0 mm | 375 PSI | 1000' | NC0510-1000 |
| 6.0 mm | 4.0 mm | 1.0 mm | 280 PSI | 100' | NC0610-100 |
| 6.0 mm | 4.0 mm | 1.0 mm | 280 PSI | 1000' | NC0610-1000 |
| 8.0 mm | 6.0 mm | 1.0 mm | 210 PSI | 100' | NC0810-100 |
| 8.0 mm | 6.0mm | 1.0 mm | 210 PSI | 500' | NC0810-500 |
| 10.0 mm | 8.0 mm | 1.0 mm | 180 PSI | 100' | NC1010-100 |
| 10.0 mm | 8.0 mm | 1.0 mm | 180 PSI | 500' | NC1010-500 |
| 12.0 mm | 10.0 mm | 1.0 mm | 165 PSI | 100' | NC1210-100 |
| 12.0 mm | 10.0 mm | 1.0 mm | 165 PSI | 250' | NC1210-250 |
| 12.0 mm | 10.0 mm | 1.0 mm | 165 PSI | 500' | NC1210-500 |

Complete model number by adding suffix for required color:
METRIC ONLY **Black:K** **Natural:N**

Complete model number by adding suffix for required color:
Black: K **Blue: B** **Green: G** **Natural: N** **Red: R** **Yellow: Y**


| Specifications | |
|----------------------|--|
| Temperature Range: | -60° F to +200° F |
| Vacuum Rating: | To 28" Hg. |
| Diameter Tolerances: | 0.002"; -0.004" All inch sizes; +0.051 mm; -1 mm All Metric sizes |
| Hardness: | 78 Rockwell R |
| Working Pressure: | 4 to 1 Safety Factor |
| Compliance: | Meets UL94HB |
| UV Stabilized: | Yes |

For All Your Pneumatic Accessory Needs • www.coilhose.com
EAST: 19 Kimberly Road, East Brunswick, NJ 08816 • 732.390.8480
WEST: 1730 NE Miller Street, McMinnville, OR 97128 • 503.434.5964



PLASTIC TUBING

Polyethylene Tubing



Polyethylene is one of the most popular choices for low pressure tubing due to its resistance to most chemicals and solvents, good flexibility and economical cost. Our PE Tubing is manufactured from high quality resins and extruded to close tolerances. We offer five popular sizes. Compatible with Coilock Fittings (pages 73 - 74) and Poly-Tube Fittings (page 75).

Standard Size Ordering Information

| Tube O.D. | Tube I.D. | Wall Thickness | WP at 75° F | Tube Length | Model |
|-----------|-----------|----------------|-------------|-------------|--------------|
| 1/8" | .062" | .031" | 120 PSI | 100' | PE021-100_ |
| 1/8" | .062" | .031" | 120 PSI | 500' | PE021-500_ |
| 1/8" | .062" | .031" | 120 PSI | 1000' | PE021-1000_ |
| 1/8" | .062" | .031" | 120 PSI | 2500' | PE021-2500_ |
| 5/32" | .106" | .025" | 166 PSI | 100' | PE2510-100_ |
| 5/32" | .106" | .025" | 166 PSI | 250' | PE2510-250_ |
| 5/32" | .106" | .025" | 166 PSI | 1000' | PE2510-1000_ |
| 5/32" | .106" | .025" | 166 PSI | 2500' | PE2510-2500_ |
| 1/4" | .170" | .040" | 173 PSI | 100' | PE0417-100_ |
| 1/4" | .170" | .040" | 173 PSI | 500' | PE0417-500_ |
| 1/4" | .170" | .040" | 173 PSI | 1000' | PE0417-1000_ |
| 5/16" | .236" | .038" | 125 PSI | 100' | PE3103-100_ |
| 5/16" | .236" | .038" | 125 PSI | 500' | PE3103-500_ |
| 3/8" | .250" | .062" | 192 PSI | 100' | PE064-100_ |
| 3/8" | .250" | .062" | 192 PSI | 500' | PE064-500_ |
| 1/2" | .375" | .062" | 123 PSI | 100' | PE086-100_ |
| 1/2" | .375" | .062" | 123 PSI | 250' | PE086-250_ |
| 1/2" | .375" | .062" | 123 PSI | 500' | PE086-500_ |
| 5/8" | .50" | .062" | 117 PSI | 100' | PE106-100_* |
| 5/8" | .50" | .062" | 117 PSI | 300' | PE106-300_* |

Complete model number by adding suffix for required color:

Black: K **Blue: B** **Green: G**
Natural: N **Red: R** **Yellow: Y**

*Only available in Black or Natural.

Metric Size Ordering Information


| Tube O.D. | Tube I.D. | Wall Thickness | WP at 75° F | Tube Length | Model |
|-----------|-----------|----------------|-------------|-------------|--------------|
| 4.0 mm | 2.7 mm | .65 mm | 166 PSI | 100' | PE0465-100_ |
| 4.0 mm | 2.7 mm | .65 mm | 166 PSI | 250' | PE0465-250_ |
| 4.0 mm | 2.7 mm | .65 mm | 166 PSI | 1000' | PE0465-1000_ |
| 6.0 mm | 4.0 mm | 1.0 mm | 170 PSI | 100' | PE0610-100_ |
| 6.0 mm | 4.0 mm | 1.0 mm | 170 PSI | 500' | PE0610-500_ |
| 6.0 mm | 4.0 mm | 1.0 mm | 170 PSI | 1000' | PE0610-1000_ |
| 8.0 mm | 6.0 mm | 1.0 mm | 118 PSI | 100' | PE0810-100_ |
| 8.0 mm | 6.0mm | 1.0 mm | 118 PSI | 500' | PE0810-500_ |
| 10.0 mm | 8.0 mm | 1.0 mm | 90 PSI | 100' | PE1010-100_ |
| 10.0 mm | 8.0 mm | 1.0 mm | 90 PSI | 500' | PE1010-500_ |
| 12.0 mm | 9.0 mm | 1.5 mm | 113 PSI | 100' | PE1215-100_ |
| 12.0 mm | 9.0 mm | 1.5 mm | 113 PSI | 250' | PE1215-250_ |
| 12.0 mm | 9.0 mm | 1.5 mm | 113 PSI | 500' | PE1215-500_ |

Complete model number by adding suffix for required color:
 METRIC ONLY **Black: K** **Natural: N**

Specifications

Temperature Range: -40° F to +150° F
 Vacuum Rating: To 28" Hg.
 Diameter Tolerances: -0.004" all inch sizes;
 -0.1 mm all Metric sizes
 Hardness: 44 Shore D
 Working Pressure: 3 to 1 Safety Factor
 Compliance: PDA for food contact

Polyvinyl (PVC) Tubing



Polyvinyl (PVC) Tubing is a clear, lightweight non-toxic tubing that is more flexible than Nylon and Polyethylene. It is resistant to most chemicals and solvents and can be sterilized repeatedly. PVC is also superior to glass in clarity and flexibility. Coilhose Polyvinyl Tubing eliminates breakage and facilitates repeated, intricate bending. A glass-smooth I.D. prevents sediment accumulation.

Our PVC Tubing complies with government regulations for hospitals and food processing (F.D.A. Standards). Common applications include use in chemical, industrial, laboratory, medical, food and beverage industries.

PVC can be safely used in temperature ranges of -30° F to +150° F. Compatible with Poly-Tube Fittings (page 75) and Hose Barbs (page 76).

Ordering Information

| Tube O.D. | Tube I.D. | Wall Thickness | WP at 75° F | Tube Length | Model |
|-----------|-----------|----------------|-------------|-------------|------------|
| 1/8" | 1/16" | .031" | 60 PSI | 100' | PV021-100 |
| 1/4" | .170" | .040" | 65 PSI | 100' | PV0417-100 |
| 1/4" | 1/8" | .062" | 85 PSI | 100' | PV042-100 |
| 5/16" | 3/16" | .062" | 73 PSI | 100' | PV053-100 |
| 3/8" | 1/4" | .062" | 73 PSI | 100' | PV064-100 |
| 1/2" | 3/8" | .062" | 60 PSI | 100' | PV086-100 |
| 3/4" | 1/2" | .125" | 60 PSI | 100' | PV1208-100 |

Specifications


Temperature Range: -30° F to +150° F
 Vacuum Rating: Not Recommended
 Hardness: 80A Durometer
 Working Pressure: 3 to 1 Safety Factor
 Compliance: FDA for food contact



For All Your Pneumatic Accessory Needs • www.coilhose.com
 EAST: 19 Kimberly Road, East Brunswick, NJ 08816 • 732.390.8480
 WEST: 1730 NE Miller Street, McMinnville, OR 97128 • 503.434.5964

Spark-Lin™ Weld Spatter Resistant Tubing

The Spark-Lin Weld Spatter Resistant Tubing is specially designed for applications with incidental contact between weld spatter and tubing. We've combined a blue 95A durometer polyurethane core with a specially formulated flame-retardant jacket to create a tubing that sheds weld spatter before it can do any damage. The cover also meets UL 94 VO requirements, offers strong insulating properties, and resists a wide variety of oils, greases, acids, bases, and aqueous solutions. Also resists ozone, heat aging and ultraviolet light.



Tools Ordering Information:

| Description | Model |
|------------------------------|-------------|
| Skiving Tool | TS2060 |
| Replacement Blades - 10 pack | TS2060-RB10 |




Ordering Information

| O.D. | I.D. | Package Size | Jacket Colors | Bend Radius | Working Pressure at 75° F | Working Pressure at 150° F | Pounds/100' | Model |
|-------|-------|--------------|---------------|-------------|---------------------------|----------------------------|-------------|--------------|
| 5/32" | .093" | 100' Bag | Black | 3/8" | 176 PSI | 88 PSI | 0.8 | WS2503-100K |
| 5/32" | .093" | 500' Bag | Black | 3/8" | 176 PSI | 88 PSI | 0.8 | WS2503-500K |
| 5/32" | .093" | 1000' Reel | Black | 3/8" | 176 PSI | 88 PSI | 0.8 | WS2503-1000K |
| 1/4" | .160" | 100' Bag | Black | 1/2" | 148 PSI | 74 PSI | 1.6 | WS0404-100K |
| 1/4" | .160" | 250' Bag | Black | 1/2" | 148 PSI | 74 PSI | 1.6 | WS0404-250K |
| 1/4" | .160" | 1000' Reel | Black | 1/2" | 148 PSI | 74 PSI | 1.6 | WS0404-1000K |
| 3/8" | .245" | 100' Bag | Black | 7/8" | 147 PSI | 74 PSI | 3.6 | WS0606-100K |
| 3/8" | .245" | 500' Reel | Black | 7/8" | 147 PSI | 74 PSI | 3.6 | WS0606-500K |
| 1/2" | .320" | 50' Bag | Black | 1 7/8" | 140 PSI | 70 PSI | 5.2 | WS0809-50K |
| 1/2" | .320" | 200' Reel | Black | 1 7/8" | 140 PSI | 70 PSI | 5.2 | WS0809-200K |

D.O.T. Tubing

This Type "A" non-reinforced Air Brake tubing is ideal for connecting instrumentation or pneumatic accessories to a vehicle's air brake system. Made of Nylon 11 and heat- and light-stabilized. Available in a variety of colors and in 500' and 1,000' lengths on easy-to-dispense reels.



Ordering Information

| Tube O.D. | Bend Radius | Burst Pressure at 75° F | Weight Per 100 ft. | Reel Length | Model |
|-----------|-------------|-------------------------|--------------------|-------------|--------------|
| 1/8" | 3/8" | 1000 PSI | .34 lbs. | 1000' | DOT18-1000- |
| 5/32" | 1/2" | 1200 PSI | .57 lbs. | 1000' | DOT532-1000- |
| 3/16" | 3/4" | 1200 PSI | .77 lbs. | 1000' | DOT316-1000- |
| 1/4" | 1" | 1200 PSI | 1.21 lbs. | 1000' | DOT14-1000- |
| 5/16" | 1 1/4" | 1000 PSI | 1.57 lbs. | 500' | DOT516-500- |

Note: The "A" signifies nonreinforced D.O.T. tubing.

Complete model number by adding suffix for required color:

Black: K Blue: B Green: G Orange: O Red: R Yellow: Y

FEATURES

- ◆ Meets SAE specifications J844 Type "A".
- ◆ Heat- and light-stabilized.
- ◆ Available on easy-to-dispense reels.

Specifications


Temperature Range:-40° F to +200° F
Max. Working Pressure:150 PSI

For All Your Pneumatic Accessory Needs • www.coilhose.com
EAST: 19 Kimberly Road, East Brunswick, NJ 08816 • 732.390.8480
WEST: 1730 NE Miller Street, McMinnville, OR 97128 • 503.434.5964



PLASTIC TUBING

Tubing Cutter



Our Plastic Tubing Cutter is designed to be the most efficient and accurate tubing cutter available. It provides a square cut without deforming the tubing to allow a more secure connection into the fitting. It's durable enough to cut hard plastic tubing yet lightweight and small enough for convenient storage. Ideal for Nylon, Polyurethane, Polyethylene and most other plastic tubing. Our cutter will cut 1/8" O.D. through 3/4" O.D. tubing.

For added convenience, we offer the cutter with a coiled leash so it can be permanently attached to a designated location. This helps to avoid misplacing the cutter.

Ordering Information:

| Description | Model |
|-------------------------------------|------------|
| Tubing Cutter -black | PXC058 |
| Tubing Cuter - blue | PXC058B |
| Tubing Cutter - red | PXC058R |
| Tubing Cutter - black with leash | PXC058-L |
| Tubing Cutter - counter top display | PXC058-DB* |
| Replacement Blade - single | PXC059 |
| Replacement Blades - 5 pack | PXC059-P5 |
| Replacement Blades - 10 pack | PXC059-P10 |

* Includes four PXC058 (black), three PXC058B (blue) and three PXC058R (red) tubing cutters in a 5 3/4" wide x 3/4" deep x 6" high display box.

PLASTIC TUBING

Hose Cutter




The Coilhose Hose Cutter will accurately and easily cut hose or tubing up to 1 1/4" in diameter. Its ergonomically designed handle, made from durable high impact plastic, provides the user with a sure and comfortable grip, and minimizes fatigue. A corrosion-resistant heavy steel blade allows even braided hose to be cut clean and straight with minimum effort. Cuts without burring, allowing a leak-free fitting connection. Blade can be reversed to extend its cutting life. Steel clip keeps jaws locked in the closed position. Ideal for tough industrial applications. Hose Cutter length is 8 1/2".

Ordering Information:

| Description | Model |
|-----------------------------|-----------|
| Hose Cutter | PXC098R |
| Replacement Blade | PXC099 |
| Replacement Blade - 10 pack | PXC099-10 |

Tube Channels

Tube Channels provide a convenient method of organizing, routing and securing tubing lines. They also make it easier to follow and trace multiple runs of tubing. There are two configurations of Tubing Channel to choose from:



Ordering Information

| Tube O.D. (inch) | Tube O.D. (Metric) | No. of Channels | Model |
|------------------|--------------------|-----------------|---------|
| 5/32" | 4.0 mm | 10 | TC5-10 |
| 3/16" | 4.75 mm | 10 | TC3-10 |
| 1/4" | 6.35 mm | 10 | TC4-10 |
| 3/8" | 9.52 mm | 7 | PTC6-7 |
| 3/8" | 9.52 mm | 10 | PTC6-10 |
| 1/2" | 12.70 mm | 6 | PTC8-6 |

Smaller O.D. Tubing: 5/32" - 1/4" / 4.0 mm - 6.35 mm
This smaller style 10 Tube Channel is supplied with an adhesive backing for quick and easy mounting. Countersunk holes sized for number 4 screws are also provided on each channel section. The channel is designed to be easily cut to accommodate between 1 and 10 tubes.


Larger O.D. Tubing: 3/8" - 1/2" / 9.52 mm - 12.70 mm
This larger style Tube Channel has screw mounting holes in the lips on each end. They are available with different numbers of channel slots to fit various application needs.





For All Your Pneumatic Accessory Needs • www.coilhose.com
EAST: 19 Kimberly Road, East Brunswick, NJ 08816 • 732.390.8480
WEST: 1730 NE Miller Street, McMinnville, OR 97128 • 503.434.5964


COILLOCK™ Push-To-Connect Fittings


Coillock Push-To-Connect Fittings are designed to be used with our plastic tubing products, including Polyurethane, Nylon and Polyethylene as shown on pages 68 - 70.


| Plug | Tube O.D. | Model |
|---|-----------|--------|
|  | 5/32" | CL5925 |
| | 3/16" | CL5903 |
| | 1/4" | CL5904 |
| | 5/16" | CL5905 |
| | 3/8" | CL5906 |
| | 1/2" | CL5908 |


| Union Elbow (Tube to Tube) | Tube O.D. | Model |
|---|-----------|----------|
|  | 1/8" | CL650202 |
| | 5/32" | CL652525 |
| | 3/16" | CL650303 |
| | 1/4" | CL650404 |
| | 5/16" | CL650505 |
| | 3/8" | CL650606 |
| | 1/2" | CL650808 |


| Male Swivel Elbow (Tube to Male NPT) | Tube O.D. | Male NPT | Model |
|---|-----------|-----------|-------------|
|  | 1/8" | 10-32" | CL69021032S |
| | 1/8" | 1/8" | CL690202S |
| | 1/8" | 1/4" | CL690204S |
| | 5/32" | 10-32" | CL69251032S |
| | 5/32" | 1/8" | CL692502S |
| | 5/32" | 1/4" | CL692504S |
| | 3/16" | 1/8" | CL690302S |
| | 1/4" | 10-32" | CL69041032S |
| | 1/4" | 1/8" | CL690402S |
| | 1/4" | 1/4" | CL690404S |
| | 1/4" | 3/8" | CL690406S |
| | 5/16" | 1/8" | CL690502S |
| | 5/16" | 1/4" | CL690504S |
| | 5/16" | 3/8" | CL690506S |
| | 3/8" | 1/8" | CL690602S |
| | 3/8" | 1/4" | CL690604S |
| | 3/8" | 3/8" | CL690606S |
| | 3/8" | 1/2" | CL690608S |
| | 1/2" | 1/4" | CL690804S |
| 1/2" | 3/8" | CL690806S | |
| 1/2" | 1/2" | CL690808S | |


| Male Swivel Exter. Elbow (Tube to Male NPT) | Tube O.D. | Male NPT | Model |
|---|-----------|-----------|-----------|
|  | 5/32" | 1/8" | CL672502S |
| | 5/32" | 1/4" | CL672504S |
| | 1/4" | 1/8" | CL670402S |
| | 1/4" | 1/4" | CL670404S |
| | 5/16" | 1/4" | CL670504S |
| | 3/8" | 1/4" | CL670604S |
| 3/8" | 3/8" | CL670606S | |


| Male Swivel Banjo Elbow (Tube to Male NPT) | Tube O.D. | Male NPT | Model |
|---|-----------|----------|------------|
|  | 5/32" | 1/8" | CL6992502S |
| | 1/4" | 1/4" | CL6990404S |
| | 1/4" | 3/8" | CL6990406S |
| | 3/8" | 1/4" | CL6990604S |
| | 3/8" | 3/8" | CL6990606S |


| Tube End Expander | Tube O.D. | End O.D. | Model |
|---|-----------|----------|----------|
|  | 1/4" | 1/8" | CL990402 |
| | 1/4" | 5/32" | CL990425 |
| | 1/4" | 3/16" | CL990403 |


| Union (Tube to Tube) | Tube O.D. | Model |
|---|-----------|----------|
|  | 1/8" | CL620202 |
| | 5/32" | CL622525 |
| | 3/16" | CL620303 |
| | 1/4" | CL620404 |
| | 5/16" | CL620505 |
| | 3/8" | CL620606 |
| | 1/2" | CL620808 |

| Union Tee (Tube to Tube) | Tube O.D. | Model |
|---|-----------|----------|
|  | 1/8" | CL640202 |
| | 5/32" | CL642525 |
| | 3/16" | CL640303 |
| | 1/4" | CL640404 |
| | 5/16" | CL640505 |
| | 3/8" | CL640606 |
| 1/2" | CL640808 | |


| Female Connector (Tube to Female NPT) | Tube O.D. | Female NPT | Model |
|---|-----------|------------|----------|
|  | 1/8" | 1/8" | CL660202 |
| | 1/8" | 1/4" | CL660204 |
| | 5/32" | 1/8" | CL662502 |
| | 5/32" | 1/4" | CL662504 |
| | 1/4" | 1/8" | CL660402 |
| | 1/4" | 1/4" | CL660404 |
| | 5/16" | 1/8" | CL660502 |
| | 5/16" | 1/4" | CL660504 |
| | 3/8" | 1/4" | CL660604 |
| 3/8" | 3/8" | CL660606 | |

| Male Swivel Branch Tee (Tube to Male NPT) | Tube O.D. | Male NPT | Model |
|---|-----------|-----------|-------------|
|  | 1/8" | 10-32" | CL72021032S |
| | 1/8" | 1/8" | CL720202S |
| | 5/32" | 10-32" | CL72251032S |
| | 5/32" | 1/8" | CL722502S |
| | 5/32" | 1/4" | CL722504S |
| | 3/16" | 1/8" | CL720302S |
| | 1/4" | 1/8" | CL720402S |
| | 1/4" | 1/4" | CL720404S |
| | 1/4" | 3/8" | CL720406S |
| | 5/16" | 1/8" | CL720502S |
| | 5/16" | 1/4" | CL720504S |
| | 5/16" | 3/8" | CL720506S |
| | 3/8" | 1/8" | CL720602S |
| | 3/8" | 1/4" | CL720604S |
| | 3/8" | 3/8" | CL720606S |
| | 3/8" | 1/2" | CL720608S |
| | 1/2" | 1/4" | CL720804S |
| | 1/2" | 3/8" | CL720806S |
| 1/2" | 1/2" | CL720808S | |

| Male Swivel Run Tee (Tube to Male NPT) | Tube O.D. | Male NPT | Model |
|---|-----------|-----------|-------------|
|  | 1/8" | 1/8" | CL710202S |
| | 5/32" | 10-32" | CL71251032S |
| | 5/32" | 1/8" | CL712502S |
| | 5/32" | 1/4" | CL712504S |
| | 1/4" | 1/8" | CL710402S |
| | 1/4" | 1/4" | CL710404S |
| | 1/4" | 3/8" | CL710406S |
| | 5/16" | 1/8" | CL710502S |
| | 5/16" | 1/4" | CL710504S |
| | 3/8" | 1/4" | CL710604S |
| | 3/8" | 3/8" | CL710606S |
| | 3/8" | 1/2" | CL710608S |
| 1/2" | 1/4" | CL710804S | |
| 1/2" | 3/8" | CL710806S | |

| Male Connector (Tube to Male NPT) | Tube O.D. | Male NPT | Model |
|---|-----------|----------|------------|
|  | 1/8" | 10-32" | CL68021032 |
| | 1/8" | 1/16" | CL680201 |
| | 1/8" | 1/8" | CL680202 |
| | 1/8" | 1/4" | CL680204 |
| | 5/32" | 10-32" | CL68251032 |
| | 5/32" | 1/8" | CL682502 |
| | 5/32" | 1/4" | CL682504 |
| | 3/16" | 1/8" | CL680302 |
| | 3/16" | 1/4" | CL680304 |
| | 1/4" | 10-32" | CL68041032 |
| | 1/4" | 1/8" | CL680402 |
| | 1/4" | 1/4" | CL680404 |
| | 1/4" | 3/8" | CL680406 |
| | 5/16" | 1/8" | CL680502 |
| | 5/16" | 1/4" | CL680504 |
| | 5/16" | 3/8" | CL680506 |
| | 3/8" | 1/8" | CL680602 |
| 3/8" | 1/4" | CL680604 | |
| 3/8" | 3/8" | CL680606 | |
| 3/8" | 1/2" | CL680608 | |
| 1/2" | 1/4" | CL680804 | |
| 1/2" | 3/8" | CL680806 | |
| 1/2" | 1/2" | CL680808 | |

Note: Internal hex can be tightened with allen wrench.

| Dual Tube Male "Y" Connector (Tube to Male NPT) | Tube O.D. | Male NPT | Model |
|---|-----------|----------|----------|
|  | 5/32" | 1/4" | CL882504 |
| | 5/32" | 1/8" | CL882502 |

NOTE: Consult factory for additional styles and sizes.


For All Your Pneumatic Accessory Needs • www.coilhose.com
 EAST: 19 Kimberly Road, East Brunswick, NJ 08816 • 732.390.8480
 WEST: 1730 NE Miller Street, McMinnville, OR 97128 • 503.434.5964


FITTINGS


COILOCK™ Push-To-Connect Fittings (continued)


Coilock Push-To-Connect Fittings are designed to be used with our plastic tubing products, including: Polyurethane, Nylon and Polyethylene as shown on pages 68 - 70.


FITTINGS


| Bulk Head Union (Tube to Tube) | Tube O.D. | Model |
|---|-----------|----------|
|  | 1/8" | CL820202 |
| | 5/32" | CL822525 |
| | 1/4" | CL820404 |
| | 5/16" | CL820505 |
| | 3/8" | CL820606 |
| | 1/2" | CL820808 |


| Tube End Reducer | Tube O.D. | End O.D. | Model |
|---|-----------|----------|----------|
|  | 1/8" | 5/32" | CL970225 |
| | 1/8" | 1/4" | CL970204 |
| | 5/32" | 1/4" | CL972504 |
| | 5/32" | 5/16" | CL972505 |
| | 5/32" | 3/8" | CL972506 |
| | 1/4" | 3/8" | CL970406 |
| | 1/4" | 1/2" | CL970408 |
| | 3/8" | 1/2" | CL970608 |

| "Y" Connector (Tube to Tube) | Tube O.D. | Model |
|---|-----------|----------|
|  | 5/32" | CL892525 |
| | 5/16" | CL890505 |

| Female Swivel Elbow (Tube to Male NPT) | Tube O.D. | Female NPT | Model |
|---|-----------|------------|-----------|
|  | 1/8" | 1/8" | CL700202S |
| | 5/32" | 1/8" | CL702502S |
| | 1/4" | 1/8" | CL700402S |
| | 1/4" | 1/4" | CL700404S |
| | 3/8" | 1/4" | CL700604S |
| | 1/2" | 3/8" | CL700806S |

| Double Tube "Y" Connector | Tube O.D. | Tube O.D. | Model |
|---|-----------|-----------|------------|
|  | 5/32" | 5/32" | CL91252525 |
| | 1/4" | 5/32" | CL91042525 |


| Male Standpipe | Tube O.D. | Male NPT | Model |
|---|-----------|----------|----------|
|  | 5/32" | 1/8" | CL872502 |
| | 5/16" | 1/4" | CL870504 |
| | 3/8" | 1/4" | CL870604 |

| Double Tube w/ Plug-In Male Stud "Y" Connector | Tube O.D. | End O.D. | Model |
|---|-----------|----------|------------|
|  | 5/32" | 1/8" | CL90020202 |
| | 1/8" | 1/8" | CL90252525 |

(Note: Plug-in stud has through passage for air and connects to fitting of same hose O.D.)


NOTE: Consult factory for additional sizes.


Metric COILOCK™ Push-To-Connect Fittings


| Male Connector | Description | Model |
|---|------------------|------------|
|  | 4 mm x 1/8 BSPP | CL31010402 |
| | 4 mm x 1/4 BSPP | CL31010404 |
| | 6 mm x 1/8 BSPP | CL31010602 |
| | 6 mm x 1/4 BSPP | CL31010604 |
| | 8 mm x 1/8 BSPP | CL31010802 |
| | 8 mm x 1/4 BSPP | CL31010804 |
| | 8 mm x 3/8 BSPP | CL31010806 |
| | 10 mm x 1/4 BSPP | CL31011004 |
| | 10 mm x 3/8 BSPP | CL31011006 |
| | 10 mm x 1/2 BSPP | CL31011008 |
| | 12 mm x 1/4 BSPP | CL31011204 |
| | 12 mm x 3/8 BSPP | CL31011206 |
| | 12 mm x 1/2 BSPP | CL31011208 |


| Male Swivel Elbow | Description | Model |
|---|------------------|------------|
|  | 4 mm x 1/8 BSPP | CL31990402 |
| | 4 mm x 1/4 BSPP | CL31990404 |
| | 6 mm x 1/8 BSPP | CL31990602 |
| | 6 mm x 1/4 BSPP | CL31990604 |
| | 8 mm x 1/8 BSPP | CL31990802 |
| | 8 mm x 1/4 BSPP | CL31990804 |
| | 8 mm x 3/8 BSPP | CL31990806 |
| | 10 mm x 1/4 BSPP | CL31991004 |
| | 10 mm x 3/8 BSPP | CL31991006 |
| | 10 mm x 1/2 BSPP | CL31991008 |
| | 12 mm x 1/4 BSPP | CL31991204 |
| | 12 mm x 3/8 BSPP | CL31991206 |
| | 12 mm x 1/2 BSPP | CL31991208 |

| Union Tee | Description | Model |
|---|-------------|------------|
|  | 4 mm | CL642525 |
| | 6 mm | CL31040606 |
| | 8 mm | CL640505 |
| | 10 mm | CL31041010 |
| | 12 mm | CL31041212 |


| Female Connector | Description | Model |
|---|------------------|------------|
|  | 4 mm x 1/8 BSPP | CL31140402 |
| | 4 mm x 1/4 BSPP | CL31140404 |
| | 6 mm x 1/8 BSPP | CL31140602 |
| | 6 mm x 1/4 BSPP | CL31140604 |
| | 8 mm x 1/8 BSPP | CL31140802 |
| | 8 mm x 1/4 BSPP | CL31140804 |
| | 10 mm x 3/8 BSPP | CL31141006 |
| | 12 mm x 3/8 BSPP | CL31141206 |
| | 12 mm x 1/2 BSPP | CL31141208 |


| Union Tee | Description | Model |
|---|------------------|------------|
|  | 4 mm x 1/8 BSPT | CL31080402 |
| | 4 mm x 1/4 BSPT | CL31080404 |
| | 6 mm x 1/8 BSPT | CL31080602 |
| | 6 mm x 1/4 BSPT | CL31080604 |
| | 8 mm x 1/8 BSPT | CL31080802 |
| | 8 mm x 1/4 BSPT | CL31080804 |
| | 8 mm x 3/8 BSPT | CL31080806 |
| | 10 mm x 1/4 BSPT | CL31081004 |
| | 10 mm x 3/8 BSPT | CL31081006 |
| | 10 mm x 1/2 BSPT | CL31081008 |
| | 12 mm x 1/4 BSPT | CL31081204 |
| | 12 mm x 3/8 BSPT | CL31081206 |
| | 12 mm x 1/2 BSPT | CL31081208 |

| Union "Y" | Description | Model |
|---|---------------|------------|
|  | 4 mm x 4 mm | CL892525 |
| | 4 mm x 6 mm | CL31400406 |
| | 6 mm x 6 mm | CL31400606 |
| | 6 mm x 8 mm | CL31400608 |
| | 8 mm x 8 mm | CL890505 |
| | 8 mm x 10 mm | CL31400810 |
| | 10 mm x 10 mm | CL31401010 |

| Double Tube Male "Y" Connector | Description | Model |
|---|-----------------|------------|
|  | 4 mm x 1/8 BSPT | CL31480402 |
| | 4 mm x 1/4 BSPT | CL31480404 |
| | 6 mm x 1/8 BSPT | CL31480602 |
| | 6 mm x 1/4 BSPT | CL31480604 |
| | 8 mm x 1/8 BSPT | CL31480802 |
| | 8 mm x 1/4 BSPT | CL31480804 |

| Union | Description | Model |
|---|-------------|------------|
|  | 4 mm | CL622525 |
| | 6 mm | CL31060606 |
| | 8 mm | CL620505 |
| | 10 mm | CL31061010 |
| | 12 mm | CL31061212 |

| Bulkhead Union | Description | Model |
|---|-------------|------------|
|  | 4 mm | CL322525 |
| | 6 mm | CL31160606 |
| | 8 mm | CL320505 |
| | 10 mm | CL31161010 |
| | 12 mm | CL31161212 |

| Union Elbow | Description | Model |
|---|-------------|------------|
|  | 4 mm | CL652525 |
| | 6 mm | CL31020606 |
| | 8 mm | CL650505 |
| | 10 mm | CL31021010 |
| | 12 mm | CL31021212 |



For All Your Pneumatic Accessory Needs • www.coilhose.com
 EAST: 19 Kimberly Road, East Brunswick, NJ 08816 • 732.390.8480
 WEST: 1730 NE Miller Street, McMinnville, OR 97128 • 503.434.5964

Speed Controls

Coilhose's 90° Speed Controls are used to control the speed of pneumatic devices, such as air cylinders. These "free flow in / metered flow out" controls are adjustable via a knurled knob and feature a locking nut to retain the setting. Ideal for use directly on pneumatic actuators. Inlet ports available in 10-32 to 3/8".

Specifications

Temperature Range:0° F to 140° F
Max. Working Pressure:145 PSI




Ordering Information:


| Tube O.D. | Male NPT | Model |
|-----------|------------|------------|
| 5/32" | 1/8" NPT | SC692502 |
| 5/32" | 1/4" NPT | SC692504 |
| 5/32" | 10/32" UNF | SC69251032 |
| 1/4" | 1/8" NPT | SC690402 |
| 1/4" | 1/4" NPT | SC690404 |
| 1/4" | 10/32" UNF | SC69041032 |
| 1/4" | 3/8" NPT | SC690406 |
| 5/16" | 1/4" NPT | SC690504 |
| 5/16" | 3/8" NPT | SC690506 |
| 3/8" | 1/4" NPT | SC690604 |
| 3/8" | 3/8" NPT | SC690606 |
| 3/8" | 1/2" NPT | SC690608 |
| 1/2" | 1/2" NPT | SC690808 |


FEATURES


- ◆ Space-saving design is ideal for tight spaces.
- ◆ Composite body swivels a full 360 degrees for easy installation.
- ◆ Knurled adjustment knob, knurled locking nut, NPT connection, and collet are all nickel-plated brass for superior corrosion resistance and a "dressed" appearance.
- ◆ Thread sealant on the NPT connection ensures a secure seal.


Poly-Tube Fittings


| Male Connectors (Tube to Male NPT) | Tube O.D. | Male NPT | Model |
|---|-----------|----------|--------|
|  | 1/4" | 1/8" | P68042 |
| | 1/4" | 1/4" | P68044 |
| | 1/4" | 3/8" | P68046 |
| | 3/8" | 1/8" | P68062 |
| | 3/8" | 1/4" | P68064 |
| | 3/8" | 3/8" | P68066 |
| | 1/2" | 3/8" | P68086 |


| Female Connectors (Tube to Female NPT) | Tube O.D. | Female NPT | Model |
|--|-----------|------------|--------|
|  | 1/4" | 1/8" | P66042 |
| | 1/4" | 1/4" | P66044 |
| | 3/8" | 1/4" | P66064 |


| Male Branch Tees (Tube to Male NPT) | Tube O.D. | Male NPT | Model |
|---|-----------|----------|---------|
|  | 1/4" | 1/8" | P172042 |
| | 1/4" | 1/4" | P172044 |
| | 3/8" | 1/4" | P172064 |

| Union Tees (Tube to Tube) | Tube O.D. | Male NPT | Model |
|--|-------------|----------|---------|
|  | 1/4" | n/a | P16404 |
| | 3/8" | n/a | P16406 |
| | 3/8" x 1/4" | n/a | P164064 |
| | 1/2" | n/a | P16408 |

| Male Elbows (Tube to Male NPT) | Tube O.D. | Male NPT | Model |
|---|-----------|----------|---------|
|  | 1/4" | 1/8" | P169042 |
| | 1/4" | 1/4" | P169044 |
| | 1/4" | 3/8" | P169046 |
| | 3/8" | 1/8" | P169062 |
| | 3/8" | 1/4" | P169064 |
| | 3/8" | 3/8" | P169066 |
| | 1/2" | 3/8" | P169086 |

| Unions (Tube to Tube) | Tube O.D. | Male NPT | Model |
|--|-----------|----------|-------|
|  | 1/4" | n/a | P6204 |
| | 5/16" | n/a | P6205 |
| | 3/8" | n/a | P6206 |

| Nut & Sleeve Assemblies | Tube O.D. | Male NPT | Model |
|---|-----------|----------|-------|
|  | 1/4" | n/a | P6104 |
| | 3/8" | n/a | P6106 |
| | 1/2" | n/a | P6108 |

| Ferrules | Tube O.D. | Male NPT | Model |
|---|-----------|----------|-------|
|  | 1/4" | n/a | P04F |
| | 3/8" | n/a | P06F |
| | 1/2" | n/a | P08F |


For All Your Pneumatic Accessory Needs • www.coilhose.com
EAST: 19 Kimberly Road, East Brunswick, NJ 08816 • 732.390.8480
WEST: 1730 NE Miller Street, McMinnville, OR 97128 • 503.434.5964


FITTINGS


Brass Hose Fittings


Coilhose manufactures brass fittings to exacting tolerances and strict quality control standards. Made of heavy duty, solid brass barb fittings with properly crimped ferrules or clamps (see pages 23-24) can be used with FLEXEEL, nitrile, rubber and thermoplastic hose (see pages 16, 18 and 19). Coilhose Reusable Hose Fittings are ideal for quick, easy yet permanent in-field installations. Reusable fittings can be used with nitrile and rubber hose (see pages 18-19).


FITTINGS


| Reusable Male Rigid | I.D. | O.D. | Male NPT | Model |
|---|-------|--------|----------|----------|
|  | 1/4" | 1/2" | 1/4" | RM040804 |
| | 1/4" | 9/16" | 1/4" | RM040904 |
| | 1/4" | 5/8" | 1/4" | RM041004 |
| | 5/16" | 9/16" | 1/4" | RM050904 |
| | 5/16" | 5/8" | 1/4" | RM051004 |
| | 5/16" | 11/16" | 1/4" | RM051104 |
| | 3/8" | 5/8" | 1/4" | RM061004 |
| | 3/8" | 11/16" | 1/4" | RM061104 |
| | 3/8" | 3/4" | 1/4" | RM061204 |
| | 3/8" | 5/8" | 3/8" | RM061006 |
| | 3/8" | 11/16" | 3/8" | RM061106 |
| | 3/8" | 3/4" | 3/8" | RM061206 |
| | 1/2" | 7/8" | 1/2" | RM081408 |
| | 1/2" | 15/16" | 1/2" | RM081508 |
| | 1/2" | 1" | 1/2" | RM081608 |


| Reusable Female Swivel | I.D. | O.D. | Female NPT | Model |
|---|-------|--------|------------|----------|
|  | 1/4" | 1/2" | 1/4" | RF040804 |
| | 1/4" | 9/16" | 1/4" | RF040904 |
| | 1/4" | 5/8" | 1/4" | RF041004 |
| | 5/16" | 9/16" | 1/4" | RF050904 |
| | 5/16" | 5/8" | 1/4" | RF051004 |
| | 5/16" | 11/16" | 1/4" | RF051104 |
| | 3/8" | 5/8" | 3/8" | RF061006 |
| | 3/8" | 11/16" | 3/8" | RF061106 |
| | 3/8" | 3/4" | 3/8" | RF061206 |
| | 1/2" | 7/8" | 1/2" | RF081408 |
| | 1/2" | 15/16" | 1/2" | RF081508 |
| | 1/2" | 1" | 1/2" | RF081608 |


| Reusable Hose Splicer | I.D. | O.D. | Model |
|---|------|--------|--------|
|  | 1/4" | 1/2" | RS0408 |
| | 1/4" | 9/16" | RS0409 |
| | 1/4" | 5/8" | RS0410 |
| | 3/8" | 5/8" | RS0610 |
| | 3/8" | 11/16" | RS0611 |
| | 3/8" | 3/4" | RS0612 |


| Male Adapter Female - For Ball Type | Male NPS | Male NPT | Model |
|---|----------|----------|--------|
|  | 1/4" | 1/8" | MA0402 |
| | 1/4" | 1/4" | MA0404 |
| | 3/8" | 1/4" | MA0604 |
| | 3/8" | 3/8" | MA0606 |
| | 1/2" | 3/8" | MA0806 |
| | 1/2" | 1/2" | MA0808 |
| | 3/4" | 3/4" | MA1212 |


| Male Rigid Hose Barb | I.D. | Male NPT | Model |
|---|-------|----------|-------|
|  | 1/8" | 1/8" | B0202 |
| | 3/16" | 1/8" | B0302 |
| | 3/16" | 1/4" | B0304 |
| | 1/4" | 1/8" | B0402 |
| | 1/4" | 1/4" | B0404 |
| | 1/4" | 3/8" | B0406 |
| | 5/16" | 1/4" | B0504 |
| | 3/8" | 1/8" | B0602 |
| | 3/8" | 1/4" | B0604 |
| | 3/8" | 3/8" | B0606 |
| | 3/8" | 1/2" | B0608 |
| | 1/2" | 1/4" | B0804 |
| | 1/2" | 3/8" | B0806 |
| | 1/2" | 1/2" | B0808 |
| | 1/2" | 3/4" | B0812 |
| | 3/4" | 1/2" | B1208 |
| | 3/4" | 3/4" | B1212 |
| | 1" | 3/4" | B1612 |
| | 1" | 1" | B1616 |

| Male 360° Swivel Hose Barb | I.D. | Male NPT | Model |
|---|------|----------|--------|
|  | 1/4" | 1/4" | B0404S |
| | 3/8" | 3/8" | B0606S |

| Female Rigid Hose Barb | I.D. | Female NPT | Model |
|---|-------|------------|--------|
|  | 1/4" | 1/8" | FR0402 |
| | 1/4" | 1/4" | FR0404 |
| | 1/4" | 3/8" | FR0406 |
| | 5/16" | 1/4" | FR0504 |
| | 3/8" | 1/4" | FR0604 |
| | 3/8" | 3/8" | FR0606 |
| | 1/2" | 1/4" | FR0804 |
| | 1/2" | 3/8" | FR0806 |
| | 1/2" | 1/2" | FR0808 |


| Female Swivel Hose Barb (Ball Type) | I.D. | Female NPT | Model |
|---|-------|------------|-------|
|  | 3/16" | 1/8" | F0302 |
| | 3/16" | 1/4" | F0304 |
| | 1/4" | 1/8" | F0402 |
| | 1/4" | 1/4" | F0404 |
| | 5/16" | 1/4" | F0504 |
| | 3/8" | 1/4" | F0604 |
| | 3/8" | 3/8" | F0606 |
| | 1/2" | 1/2" | F0808 |
| | 3/4" | 3/4" | F1212 |

| Hose Splicer Barb | I.D. | Model |
|--|-------|-------|
|  | 3/16" | BS03 |
| | 1/4" | BS04 |
| | 5/16" | BS05 |
| | 3/8" | BS06 |
| | 1/2" | BS08 |

| Swivel Conversion Fitting | Female NPT | Male NPT | Model |
|---|------------|----------|---------|
|  | 1/4" | 1/4" | CF0404S |
| | 3/8" | 1/4" | CF0604S |
| | 3/8" | 3/8" | CF0606S |


| 90° Swivel Elbow Fitting | Male NPT | Female NPT | Model |
|---|----------|------------|--------|
|  | 1/4" | 1/4" | L0404S |


| Elbow Swivel | Male NPT | Male NPT | Model |
|---|----------|----------|----------|
|  | 1/4" | 1/4" | LM0404SS |


| Hose Repair Kit | I.D. | Description | Model |
|---|-------|--------------------------|-------|
|  | 1/4" | 1/4" NPTM Barb & Clamp | RK01 |
| | 5/16" | 1/4" NPTM Barb & Clamp | RK02 |
| | 3/8" | 1/4" NPTM Barb & Clamp | RK02 |
| | 3/8" | 3/8" NPTM Barb & Clamp | RK04 |
| | 1/2" | 1/2" NPTM Barb & Clamp | RK05 |
| | 1/4" | 1/4" Splicer & 2 Clamps | RK06 |
| | 5/16" | 5/16" Splicer & 2 Clamps | RK07 |
| | 3/8" | 3/8" Splicer & 2 Clamps | RK08 |


Nylon Hose Fittings


Coilhose Nylon Hose Fittings are designed for use with our Nylon Self-Storing Hose, as shown on pages 6 - 8.


| Swivel Male (BSP) | Hose I.D. | Fitting | Model |
|---|-----------|---------|----------|
|  | 1/8" | 1/8" | CSM0202M |
| | 3/16" | 1/4" | CSM0304M |
| | 1/4" | 1/4" | CSM0404M |
| | 5/16" | 1/4" | CSM0504M |
| | 3/8" | 3/8" | CSM0606M |


| Elbow | Hose I.D. | Fitting | Model |
|--|--------------------------------|----------|---------|
|  | 1/8" | 1/8" MPT | CEM0202 |
| | 3/16" | 1/4" MPT | CEM0304 |
| | 1/4" | 1/4" MPT | CEM0404 |
| | 5/16" | 1/4" MPT | CEM0504 |
| | 3/8" | 1/4" MPT | CEM0604 |
| | 3/8" | 3/8" MPT | CEM0606 |
| | 1/2" | 1/2" MPT | CEM0808 |
| | Stowaway Hose Fittings: | | |
| 1/4" | 1/4" MPT | SEM0404 | |
| 3/8" | 3/8" MPT | SEM0606 | |


| Nut | Hose I.D. | Model |
|---|-----------|-------|
|  | 1/8" | CN02 |
| | 3/16" | CN03 |
| | 1/4" | CN04 |
| | 5/16" | CN05 |
| | 3/8" | CN06 |
| | 1/2" | CN08 |
| | 3/4" | CN12 |


| Female Rigid | Hose I.D. | Fitting | Model |
|--|--------------------------------|----------|---------|
|  | 3/16" | 1/4" MPT | CRF0304 |
| | 1/4" | 1/4" MPT | CRF0404 |
| | 5/16" | 1/4" MPT | CRF0504 |
| | 3/8" | 3/8" MPT | CRF0606 |
| | 1/2" | 1/2" MPT | CRF0808 |
| | Stowaway Hose Fittings: | | |
| 1/4" | 1/4" MPT | SRF0404 | |


| Ferrule | Hose I.D. | Model |
|--|-----------|-------|
|  | 1/8" | CPF02 |
| | 3/16" | CPF03 |
| | 1/4" | CPF04 |
| | 5/16" | CPF05 |
| | 3/8" | CPF06 |
| | 1/2" | CPF08 |
| 3/4" | CPF12 | |

| Union | Hose I.D. | Model |
|---|-----------|-------|
|  | 3/16" | CU03 |
| | 1/4" | CU04 |
| | 5/16" | CU05 |
| | 3/8" | CU06 |
| | 1/2" | CU08 |
| Stowaway Hose Fittings: | | |
| 1/4" | SU04 | |
| 3/8" | SU06 | |

| Spring Guards | Hose I.D. | Model |
|---|-----------|-------|
|  | 1/8" | CSG02 |
| | 3/16" | CSG03 |
| | 1/4" | CSG04 |
| | 5/16" | CSG05 |
| | 3/8" | CSG06 |
| | 1/2" | CSG08 |

| Rigid Male | Hose I.D. | Fitting | Model | |
|--|--------------------------------|----------|---------|--|
|  | 1/8" | 1/8" MPT | CRM0202 | |
| | 3/16" | 1/4" MPT | CRM0304 | |
| | 1/4" | 1/4" MPT | CRM0404 | |
| | 5/16" | 1/4" MPT | CRM0504 | |
| | 3/8" | 1/4" MPT | CRM0604 | |
| | 3/8" | 3/8" MPT | CRM0606 | |
| | 1/2" | 1/2" MPT | CRM0808 | |
| | 3/4" | 3/4" MPT | CRM1212 | |
| | Stowaway Hose Fittings: | | | |
| | 1/4" | 1/4" MPT | SRM0404 | |
| 3/8" | 1/4" MPT | SRM0604 | | |
| 3/8" | 3/8" MPT | SRM0606 | | |

| Tube Inserts | Hose I.D. | Model |
|---|-----------|-------|
|  | 1/8" | CTI02 |
| | 3/16" | CTI03 |
| | 1/4" | CTI04 |
| | 5/16" | CTI05 |
| | 3/8" | CTI06 |
| | 1/2" | CTI08 |
| | 3/4" | CTI12 |
| Stowaway Hose Fittings: | | |
| 1/4" | STI04 | |
| 3/8" | STI06 | |

| Swivel Male | Hose I.D. | Fitting | Model | |
|--|--------------------------------|----------|---------|--|
|  | 1/8" | 1/8" MPT | CSM0202 | |
| | 3/16" | 1/4" MPT | CSM0304 | |
| | 1/4" | 1/4" MPT | CSM0404 | |
| | 5/16" | 1/4" MPT | CSM0504 | |
| | 3/8" | 1/4" MPT | CSM0604 | |
| | 3/8" | 3/8" MPT | CSM0606 | |
| | 1/2" | 1/2" MPT | CSM0808 | |
| | 3/4" | 3/4" MPT | CSM1212 | |
| | Stowaway Hose Fittings: | | | |
| | 1/4" | 1/4" MPT | SSM0404 | |
| | 3/8" | 3/8" MPT | SSM0606 | |

Nylon Hose Fittings (continued)

Repair Kit

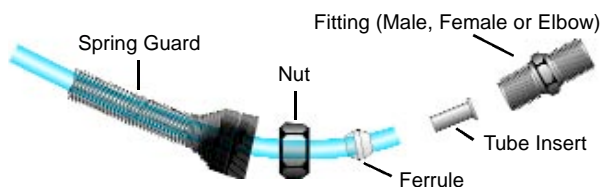
| Hose I.D. | Fitting Type | Model |
|-----------|--------------------|-------|
| 1/8" | 1/8" Rigid (Male) | RK082 |
| 1/8" | 1/8" Swivel (Male) | RK083 |
| 3/16" | 1/4" Rigid (Male) | RK085 |
| 3/16" | 1/4" Swivel (Male) | RK086 |
| 1/4" | 1/4" Rigid (Male) | RK090 |
| 1/4" | 1/4" Swivel (Male) | RK092 |
| 5/16" | 1/4" Rigid (Male) | RK096 |
| 5/16" | 1/4" Swivel (Male) | RK098 |
| 3/8" | 1/4" Rigid (Male) | RK100 |
| 3/8" | 3/8" Rigid (Male) | RK110 |
| 3/8" | 3/8" Swivel (Male) | RK112 |
| 3/8" | 1/4" Swivel (Male) | RK114 |
| 1/2" | 1/2" Rigid (Male) | RK118 |
| 1/2" | 1/2" Swivel (Male) | RK119 |

Reusable Fittings


| Hose I.D. | Fitting Type | Model |
|-----------|--------------------|---------|
| 1/4" MPT | 1/4" Rigid (Male) | NRR0404 |
| 1/4" MPT | 1/4" Swivel (Male) | NRS0404 |
| 3/8" MPT | 1/4" Rigid (Male) | NRR0604 |
| 3/8" MPT | 1/4" Swivel (Male) | NRS0604 |
| 3/8" MPT | 3/8" Rigid (Male) | NRR0606 |
| 3/8" MPT | 3/8" Swivel (Male) | NRS0606 |

NOTE: Repair Kit is only supplied with parts for one tube end.

Repair Kit Includes:



Traditional Nylon Repair Kit contains all items necessary for repairing one tube end. Kit includes fitting, tube insert, ferrule, nut and zinc-coated spring guard.



Nylon Reusable Fittings are great for in-the-field repairs – no ferrules or tube inserts are required. Nut and fitting are brass, steel spring guard is zinc-coated for additional durability.

Ball Swivel Fittings

Ball Swivel Fittings are used between the tool and air supply hose to eliminate kinking and twisting. Ball Swivels provide a more natural range of motion than the "traditional" air tool swivel fitting. In addition to providing a greater bend angle (20° to 25°, depending on the size) and flow capacity than ball swivels made by other manufacturers, these fittings will increase tool maneuverability and production capacity, minimize user fatigue, extend the life of the hose and minimize cost. Made of hardened steel with nickel-plated barbs.

Ordering Information:

| Description | Size | Model |
|---------------------------|-----------------------|----------|
| Ball Swivel Fitting | 1/4" Barb x 1/4" MPT | B0404BS |
| Ball Swivel Fitting | 1/4" Barb x 3/8" MPT | B0406BS |
| Ball Swivel Fitting | 5/16" Barb x 1/4" MPT | B0504BS |
| Ball Swivel Fitting | 5/16" Barb x 3/8" MPT | B0506BS |
| Ball Swivel Fitting | 3/8" Barb x 1/4" MPT | B0604BS |
| Ball Swivel Fitting | 3/8" Barb x 3/8" MPT | B0606BS |
| Swivel Conversion Fitting | 1/4" FPT x 1/4" MPT | CF0404BS |



Ball Swivel Connectors

Ball Swivel Connectors combine the features of Ball Swivel Fittings and Connectors, eliminating the need for an additional fitting. This creates an ergonomic and lightweight tool-to-hose connection. Also shown on page 31.

Ordering Information:

| Description | Size | Model |
|-------------|------------------------------|----------|
| Industrial | 1/4" Connector x 1/4" Male | 15-04BS |
| Industrial | 1/4" Connector x 1/4" Female | 15-04BSF |
| Industrial | 1/4" Connector x 3/8" Male | 15-06BS |
| Industrial | 3/8" Connector x 1/4" Male | 58-04BS |
| Industrial | 3/8" Connector x 3/8" Male | 58-06BS |
| Automotive | 1/4" Connector x 1/4" Male | 16-04BS |
| Automotive | 1/4" Connector x 1/4" Female | 16-04BSF |
| Automotive | 1/4" Connector x 3/8" Male | 16-06BS |
| Automotive | 3/8" Connector x 1/4" Male | 59-04BS |
| Automotive | 3/8" Connector x 3/8" Male | 59-06BS |
| ARO | 1/4" Connector x 1/4" Male | 14-04BS |
| ARO | 1/4" Connector x 1/4" Female | 14-04BSF |
| ARO | 1/4" Connector x 3/8" Male | 14-06BS |
| Acme | 1/4" Connector x 1/4" Male | A900N4BS |
| Acme | 1/4" Connector x 3/8" Male | A900N6BS |
| Megaflow | 1/4" Connector x 1/4" Male | 11-04BS |
| Megaflow | 1/4" Connector x 1/4" Female | 11-04BSF |



Orbital Swivel Fittings

Orbital Swivels have a 360° rotation capability, allowing users to easily maneuver air tools with minimal resistance. This freedom of movement reduces user fatigue and injury. Rotation points swivel with the hose to help eliminate kinks in the supply line. Orbital Swivels are made of brass and nickel plated for additional durability and corrosion resistance.

APPLICATIONS

Ideal for applications that require a maximum range of motion.

Ordering Information:

| Description | Model |
|---------------------|----------|
| 1/4" MPT x 1/4" FPT | LMF0404S |
| 1/4" MPT x 1/4" MPT | LMM0404S |
| 1/4" FPT x 1/4" FPT | LFF0404S |



LMF0404S
(Male / Female)



LMM0404S
(Male / Male)




LFF0404S
(Female / Female)


FITTINGS


Brass Pipe Fittings


Coilhose Pneumatics high quality Brass Pipe Fittings are available in a wide variety of thread sizes and shapes to connect, adapt or control any air or water line. They are designed for use with brass, copper or iron pipe.


FITTINGS


| 90° Elbow | FPT | FPT | Model |
|---|------|-----|--------|
|  | 1/8" | n/a | LF0202 |
| | 1/4" | n/a | LF0404 |
| | 3/8" | n/a | LF0606 |
| | 1/2" | n/a | LF0808 |


| Hex Head Cap | FPT | MPT | Model |
|---|------|-----|-------|
|  | 1/8" | n/a | CH002 |
| | 1/4" | n/a | CH004 |
| | 3/8" | n/a | CH006 |
| | 1/2" | n/a | CH008 |


| Union | FPT | MPT | Model |
|---|------|-----|-------|
|  | 1/8" | n/a | U002 |
| | 1/4" | n/a | U004 |
| | 3/8" | n/a | U006 |
| | 1/2" | n/a | U008 |


| 90° Street Elbow | FPT | MPT | Model |
|---|------|------|--------|
|  | 1/8" | 1/8" | LE0202 |
| | 1/4" | 1/8" | LE0402 |
| | 1/4" | 1/4" | LE0404 |
| | 3/8" | 3/8" | LE0606 |
| | 1/2" | 1/2" | LE0808 |


| Hex Couplings | FPT | FPT | Model |
|---|------|------|-------|
|  | 1/8" | 1/8" | K0202 |
| | 1/4" | 1/4" | K0404 |
| | 3/8" | 1/4" | K0604 |
| | 3/8" | 3/8" | K0606 |
| | 1/2" | 1/2" | K0808 |


| Needle Valves (MPT x MPT) | MPT | MPT | Model |
|---|------|------|--------|
|  | 1/8" | 1/8" | NV4402 |
| | 1/4" | 1/4" | NV4404 |


| Tees | FPT | MPT | Model |
|---|------|-----|-------|
|  | 1/8" | n/a | T002 |
| | 1/4" | n/a | T004 |
| | 3/8" | n/a | T006 |
| | 1/2" | n/a | T008 |


| Hex Adapters | FPT | MPT | Model |
|---|------|------|-------|
|  | 1/8" | 1/8" | C0202 |
| | 1/4" | 1/8" | C0402 |
| | 1/4" | 1/4" | C0404 |
| | 3/8" | 1/4" | C0604 |
| | 3/8" | 3/8" | C0606 |
| | 1/2" | 3/8" | C0806 |
| | 1/2" | 1/2" | C0808 |


| Needle Valves (FPT x FPT) | FPT | FPT | Model |
|---|------|------|--------|
|  | 1/8" | 1/8" | NV3302 |
| | 1/4" | 1/4" | NV3304 |


| Male Branch Tee | FPT | MPT | Model |
|---|------|------|-------|
|  | 1/8" | 1/8" | MBT02 |
| | 1/4" | 1/4" | MBT04 |


| Hex Nipples | MPT | FPT | Model |
|---|------|-----|-------|
|  | 1/8" | n/a | H0202 |
| | 1/4" | n/a | H0404 |
| | 3/8" | n/a | H0606 |
| | 1/2" | n/a | H0808 |


| Needle Valves (FPT x MPT) | FPT | MPT | Model |
|---|------|------|--------|
|  | 1/8" | 1/8" | NV4302 |
| | 1/4" | 1/4" | NV4304 |


| Male Run T | FPT | MPT | Model |
|---|------|------|-------|
|  | 1/8" | 1/8" | MT002 |
| | 1/4" | 1/4" | MT004 |
| | 3/8" | 3/8" | MT006 |


| Hex Reducer Nipple | MPT | MPT | Model |
|---|------|------|-------|
|  | 1/4" | 1/8" | H0402 |
| | 3/8" | 1/4" | H0604 |
| | 1/2" | 3/8" | H0806 |


| Internal Seat Drain Cock | MPT | FPT | Model |
|---|------|-----|-------|
|  | 1/8" | n/a | ID02 |
| | 1/4" | n/a | ID04 |

| Cross | FPT | MPT | Model |
|---|------|-----|-------|
|  | 1/8" | n/a | X002 |
| | 1/4" | n/a | X004 |
| | 3/8" | n/a | X006 |
| | 1/2" | n/a | X008 |

| Hex Reducer Bushing | MPT | FPT | Model |
|---|------|------|--------|
|  | 1/4" | 1/8" | B20402 |
| | 3/8" | 1/4" | B20604 |
| | 1/2" | 1/4" | B20804 |
| | 1/2" | 3/8" | B20806 |
| | 3/4" | 1/2" | B21208 |
| | 1" | 3/4" | B21612 |

| Close Nipple | MPT | MPT | Model |
|---|------|------|-------|
|  | 1/8" | 1/8" | NLC02 |
| | 1/4" | 1/4" | NLC04 |
| | 3/8" | 3/8" | NLC06 |

| Long Nipple | MPT | Length | Model |
|---|------|--------|---------|
|  | 1/8" | 2" | NL0202 |
| | 1/4" | 2" | NL0402 |
| | 3/8" | 2" | NL0602 |
| | 1/2" | 2" | NL0802 |
| | 3/4" | 2" | NL1202 |
| | 1" | 2 1/2" | NL16025 |

| Hex Head Plug | MPT | FPT | Model |
|---|------|-----|----------|
|  | 1/8" | n/a | P002 |
| | 1/4" | n/a | P004 |
| | 3/8" | n/a | P006 |
| | 1/2" | n/a | P008 |
| | 1/4" | n/a | PI004* |
| | 1/8" | n/a | PI002S** |
| | 1/4" | n/a | PI004S** |

NOTE: A small amount of seal compound or tape should be applied to the male threads when making a pipe connection.

* Internal Hex (short plug for flush fit)
 ** Steel Internal Hex (short plug for flush fit)



For All Your Pneumatic Accessory Needs • www.coilhose.com
 EAST: 19 Kimberly Road, East Brunswick, NJ 08816 • 732.390.8480
 WEST: 1730 NE Miller Street, McMinnville, OR 97128 • 503.434.5964

Air Tool Lubricant

Our Air Tool Lubricant is a specially formulated ISO 46 lubricant, which prolongs the life of air tools, cylinders and accessories, while allowing maximum performance. Our lubricant formulation inhibits the formation of rust, and is nondetergent, noncorrosive, nonreactive and stable (nondecomposing). The 4 oz., 16 oz., and 32 oz. sizes have a convenient "flip-up" pour cap.

ATL is available in 4 oz., 16 oz., 32 oz. and 128 oz. plastic bottles and in a 55 gallon drum.

CONSULT THE FACTORY FOR SAFETY DATA SHEETS.

BENEFITS

- ◆ Lubricates and rust proofs.
- ◆ Removes moisture.
- ◆ Maximizes tool performance.
- ◆ Avoids unnecessary service.
- ◆ Prolongs tool life.



Ordering Information:

| Unit Volume | Case Quantity | Model |
|--------------------|---------------|------------|
| 4 oz. | 12 bottles | ATL004 |
| 16 oz. (1 pint) | 12 bottles | ATL016 |
| 32 oz. (1 quart) | 6 bottles | ATL032-P6 |
| 32 oz. (1 quart) | 12 bottles | ATL032-P12 |
| 128 oz. (1 gallon) | 4 bottles | ATL128 |
| 55 gallon drum | n/a | ATL55 |

Only available in case quantities as shown above.

Air Tool Lubricant Wintergrade

While many air tool lubricants quit working below freezing temperatures, Coilhose ATLW provides lubrication down to -45° F. ATLW Anti-Freeze Lubricant can be applied via conventional air line lubricators or directly into the air tool's air inlet port.

ATLW is packaged in 4 oz., 16 oz. and gallon size plastic bottles. The 4 oz. and 16 oz. sizes have a convenient "flip-up" pour cap.

CONSULT THE FACTORY FOR SAFETY DATA SHEETS.



Ordering Information:

| Unit Volume | Case Quantity | Model |
|--------------------|---------------|---------|
| 4 oz. | 12 bottles | ATL004W |
| 16 oz. (1 pint) | 12 bottles | ATL016W |
| 128 oz. (1 gallon) | 4 bottles | ATL128W |

Only available in case quantities as shown above.

Warning: ATLW is not an additive and should not be mixed with other lubricants. This could result in a reduction of its de-icing and lubricating effectiveness as well as gumming of internal components.

LUBRICANTS, CLEANERS & OILS

Air Tool Cleaner

Coilhose ATC is a specially formulated lubricant that restores high performance levels to "clogged" tools and allows "sluggish" tools to operate at peak efficiency.

Available in a 4 oz. plastic bottle with a convenient "flip-up" pour cap.



CONSULT THE FACTORY FOR SAFETY DATA SHEETS.

BENEFITS

- ◆ Removes varnish, sludge, rust and dirt.
- ◆ Prevents harmful build-up when used regularly.
- ◆ Improves performance of clogged or sluggish tools.
- ◆ Keeps tools running at maximum efficiency.
- ◆ Will not harm internal seals.

Ordering Information:

| Unit Volume | Case Quantity | Model |
|-------------|---------------|--------|
| 4 oz. | 12 bottles | ATC004 |

Only available in case quantities as shown above.

Air Compressor Oil



To assure long and trouble-free air compressor operation, specify Coilhose Compressor Oil. Our compressor lubricant is a non-detergent naphthenic-based rust and oxidation inhibited product for reciprocating (piston type) air compressor lubrication. Air Compressor Oil also helps eliminate deposits that clog valves. Packaged in 32 oz. and gallon size plastic bottles. The 32 oz. has a convenient "flip-up" pour cap.

Please follow the compressor manufacturer's recommended oil changes.

CONSULT THE FACTORY FOR SAFETY DATA SHEETS.

Ordering Information:

| Unit Volume | Case Quantity | Model |
|--------------------|---------------|------------|
| 32 oz. (1 quart) | 6 bottles | ACL032-P6 |
| 32 oz. (1 quart) | 12 bottles | ACL032-P12 |
| 128 oz. (1 gallon) | 4 bottles | ACL130 |

Only available in case quantities as shown above.

SPECIFICATIONS

| | |
|-------------------------|---------|
| Gravity, °API at 60°F | 25.3 |
| Density, lbs. / gallon | 7.514 |
| Viscosity, SSU at 100°F | 690-750 |
| Flash Point, °F | 445 |
| Pour Point, °F | 0 |

Mist Coolant



Mist Coolant is specially formulated to remove heat and reduce friction in metal cutting applications. Once in contact with the tool, the liquid dissipates excess heat. As water evaporates, lubricating elements remain to continue to protect and extend the life of your tools. Ready to use; no mixing required. Ideal for drilling, tapping, and surface grinding applications.

Ordering Information:

| Unit Volume | Model |
|-------------|-----------|
| 1 gallon | MC128-53S |
| 5 gallons | MC640-53S |

CONSULT THE FACTORY FOR SAFETY DATA SHEETS.

BENEFITS

- ◆ Reduces friction and wear to a tool.
- ◆ Helps prevent damage, such as warping, to tools due to excess heat.
- ◆ Improves tool performance and inhibits rust.



For All Your Pneumatic Accessory Needs • www.coilhose.com
 EAST: 19 Kimberly Road, East Brunswick, NJ 08816 • 732.390.8480
 WEST: 1730 NE Miller Street, McMinnville, OR 97128 • 503.434.5964

Garden Hose Adapters

Coilhose's Garden Hose Adapters allow you to easily connect your air hose to a 3/4" garden hose outlet. Heavy duty machined brass for a long service life.



Ordering Information:

| Garden Hose Thread | Male NPT | Model |
|-----------------------|----------|--------|
| 3/4" | 1/4" | GP3414 |
| 3/4" | 3/8" | GP3438 |
| 3/4" x 3/8" Hose Barb | n/a | GB3438 |
| Washer | n/a | GHG34* |

*Special molded washer is used for these garden hose adapters.

Conical Mufflers

Our Conical Mufflers are easy to install, threading into the exhaust ports of air tools, valves, cylinders and other pneumatic equipment. They offer an economical method of reducing noise levels below 90 dBA, conforming with OSHA standards. The 40 micron sintered bronze element is bonded directly to the brass pipe thread fittings. Nickel plated for corrosion resistance.




Ordering Information:

| Size | Overall Length | Hex | Approximate Weight | Model |
|------|----------------|---------|--------------------|-------|
| 1/8" | 29/32" | 7/16" | 0.32 oz. | CMF18 |
| 1/4" | 1 1/4" | 9/16" | 0.64 oz. | CMF28 |
| 3/8" | 1 9/16" | 11/16" | 1.00 oz. | CMF38 |
| 1/2" | 1 3/16" | 7/8" | 1.60 oz. | CMF48 |
| 3/4" | 2 1/8" | 1 3/16" | 2.56 oz. | CMF68 |
| 1" | 2 7/8" | 1 3/8" | 4.16 oz. | CMF88 |

Note: These elements are not replaceable.

Mufflers and Replaceable Elements

Designed to meet the dual criteria of quality and economy, the Coilhose Mufflers feature an exclusive replaceable, washable, oil-resistant sintered bronze element and solid-brass construction. For use with air valves, air motors, air tools, tire changers and other pneumatic equipment, they effectively reduce noise levels to conform with OSHA Standards of below 90 dBA. Coilhose Mufflers feature an easy to install hex shape.




Ordering Information:

| Muffler Information | | | | Corresponding Replaceable Element Model |
|---------------------|----------|-------|-------|---|
| Size | Length | Width | Model | |
| 1/8" MPT | 1 27/64" | 9/16" | MF101 | MF22 |
| 1/4" MPT | 1 31/64" | 9/16" | MF102 | MF22 |
| 3/8" MPT | 2 9/64" | 3/4" | MF103 | MF23 |
| 1/2" MPT | 2 23/64" | 7/8" | MF104 | MF24 |

For All Your Pneumatic Accessory Needs • www.coilhose.com
 EAST: 19 Kimberly Road, East Brunswick, NJ 08816 • 732.390.8480
 WEST: 1730 NE Miller Street, McMinnville, OR 97128 • 503.434.5964

Speed Control Mufflers

When installed in the exhaust port of a pneumatic device, the muffler-speed control governs air flow accurately, while effectively reducing exhaust noise. Eliminates the need for a separate speed control, air muffler and the required additional piping. Often used in conjunction with pneumatic valves.



FEATURES


- ◆ Speed control and noise reduction in one compact unit.
- ◆ Brass body with sintered bronze element.
- ◆ Knurled knob for easy adjustment.
- ◆ Lock nut prevents adjustment changes due to vibration.
- ◆ Brass stem is non-removable.

Ordering Information:

| Size | Model |
|----------|--------|
| 1/8" MPT | MF101S |
| 1/4" MPT | MF102S |
| 3/8" MPT | MF103S |
| 1/2" MPT | MF104S |

Adjustable Flow Mufflers

When installed in the exhaust port of a pneumatic tool and/or valve, the Adjustable Flow Mufflers allow an operator to closely regulate the speed of the equipment, while at the same time reducing noise created by air exhaust. Additionally, these mufflers allow for easy, one-handed flow adjustment, and their nickel-plated brass construction not only easily withstands harsh environments, but also provides equipment with a finished, "dressed" look. Excellent for OEM applications.



FEATURES

- ◆ Enable close regulation of the speed of pneumatic equipment.
- ◆ Will maintain adjusted exhaust level, even under vibrating conditions.
- ◆ Easy, one-handed operation.
- ◆ Nickel-plated brass construction is durable, yet attractive.
- ◆ 40 micron element.

Ordering Information:

| Size | Model |
|----------|-------|
| 1/8" NPT | RM18 |
| 1/4" NPT | RM28 |
| 3/8" NPT | RM38 |
| 1/2" NPT | RM48 |

SPECIFICATIONS

| | RM18 | RM28 | RM38 | RM48 |
|-----------------|-------|-------|-------|-------|
| Weight (lbs.) | 0.036 | 0.059 | 0.116 | 0.160 |
| Height Closed | 1.12" | 1.25" | 1.50" | 1.54" |
| Height Open | 1.18" | 1.35" | 1.58" | 1.62" |
| Flow at 125 PSI | 0-11 | 0-14 | 0-20 | 0-20 |


Manifold Assemblies

Coilhose Manifold Assemblies offer an excellent alternative to running multiple hose or pipe lines from the compressor. These assemblies are available in two, three, four and six port configurations, and are ideal for assembly stations, contractor work stations, multiple branching for remote lines, and pneumatic control outlet panel junction points. These units provide the most effective, yet economical means of distributing pneumatic power to more than one location from a single source.

Straight Manifold Assembly

Our Straight Manifold Assembly is available with four or six 1/4" Six Ball Automatic Industrial Couplers and two 3/8" FPT connection ports. Front-to-back and top-to-bottom mounting holes provide convenient positioning alternatives to fit any application.

Includes: (1) Straight Manifold and (4) or (6) Six Ball Automatic Industrial Interchange Couplers



Tri-Pod Manifold Assembly

The Tri-Pod Manifold Assembly is available with three 1/4" couplers and one 1/4" connector. Assembled with Six Ball ARO, Automotive or Industrial Interchange Couplers. Best for overhead and small compressor applications.


Includes: (1) Tri-Pod Manifold, (1) 1/4" Connector and (3) 1/4" Six Ball Couplers



Tee Manifold Assembly

The Tee Manifold Assembly is a good choice for two-way 90° split installation. Assembled with Six Ball ARO, Automotive or Industrial Interchange Couplers.


Includes: (1) Tee Manifold, (1) 1/4" Connector and (2) 1/4" Six Ball Couplers



Flat Hex Manifold Assembly

The Flat Hex Manifold Assembly is designed to lie flat on the floor, safely distributing three hose lines to the work area. Assembled with Six Ball ARO, Automotive or Industrial Interchange Couplers.

Includes: (1) HEX Manifold, (1) 1/4" Connector and (3) 1/4" Six Ball Couplers



Ordering Information:

| Description | Model |
|--|----------|
| Straight Manifold Assembly | |
| Four Port Straight Manifold Assembly | 3043-15C |
| Six Port Straight Manifold Assembly | 3063-15C |
| Tri-Pod Manifold Assembly | |
| Tri-Pod with Six Ball ARO Interchange Coupler | 3002-14X |
| Tri-Pod with Six Ball Industrial Interchange Coupler | 3002-15X |
| Tri-Pod with Six Ball Automotive Interchange Coupler | 3002-16X |
| Tee Manifold Assembly | |
| Tee with Six Ball ARO Interchange Coupler | T004-14X |
| Tee with Six Ball Industrial Interchange Coupler | T004-15X |
| Tee with Six Ball Automotive Interchange Coupler | T004-16X |
| Flat Hex Manifold Assembly | |
| Hex with Six Ball ARO Interchange Coupler | 3122-14X |
| Hex with Six Ball Industrial Interchange Coupler | 3122-15X |
| Hex with Six Ball Automotive Interchange Coupler | 3122-16X |
| Cross Manifold Assembly | |
| Cross with Six Ball ARO Interchange Coupler | X004-14X |
| Cross with Six Ball Industrial Interchange Coupler | X004-15X |
| Cross with Six Ball Automotive Interchange Coupler | X004-16X |

Cross Manifold Assembly


The Cross Manifold Assembly is ideal for three way 90° air distribution. Assembled with Six Ball ARO, Automotive or Industrial Interchange Couplers.

Includes:

**(1) Cross Manifold,
(1) 1/4" Connector and
(3) 1/4" Six Ball Couplers**



Multiple Connection Manifolds




Straight Manifold

Front-to-back and top-to-bottom mounting holes provide convenient positioning alternatives to fit any application. Made from anodized aluminum. Available with four or six 1/4" FPT outlet ports and two 3/8" FPT connection ports.




Flat HEX Manifold

This high quality brass construction manifold was designed with a "low profile" to be set on the ground while safely distributing three hose lines to the work area. The HEX Manifold is available in three sizes.



High Flow Manifold

This manifold is made of lightweight aluminum and has generously sized 1/2" FPT supply ports, which provide high air flow for heavy-duty applications. Additionally, pre-drilled mounting holes enable stationary installation. Available with three or five 1/4" FPT output ports. Accepts 1/4" and 3/8" body size quick disconnects.



Tee Manifold

The Tee Manifold is made from high quality brass and is ideal for two-way distribution. Four popular sizes available.


APPLICATIONS

- ◆ Pneumatic outlets.
- ◆ Control panel junction points.
- ◆ Multiple branching for remote lines.
- ◆ Coolant distributions.
- ◆ Distributing air supply to maximum workstations.



Low Profile Manifold

Features a compact, space-saving design. Made of lightweight black anodized aluminum. Available with three or five 1/4" FPT output ports. Both sizes have a 1/4" FPT supply port. Accepts 1/4" and 3/8" body size quick disconnects.



Swivel Manifold

This manifold has ports which rotate 360° for multi-directional connections. Chrome-plated brass provides superior corrosion resistance. Available with two or three 1/4" MPT output ports. Both sizes have one 1/4" MPT supply port. Accepts 1/4" quick disconnects.



Tri-Pod Manifold

This all aluminum manifold is available with three 1/4" FPT outlet ports and one 1/4" FPT inlet port or 3/8" inlet port for high volume applications.



Cross Manifold

The Cross Manifold is made from high quality brass and is suitable for three-way right angle distribution. Four popular sizes available.

Ordering Information:


| Description | Model |
|---|-------|
| Four and Six Way Straight Manifold | |
| 4 Port | 3043 |
| 6 Port | 3063 |
| Tee Manifold | |
| 1/8" FPT | T002 |
| 1/4" FPT | T004 |
| 3/8" FPT | T006 |
| 1/2" FPT | T008 |
| Tri-Pod Manifold | |
| 3 Port (1/4" Inlet) | 3002 |
| 3 Port (3/8" Inlet) | 3003 |
| Flat Hex Manifold | |
| 1/4" FPT Inlet x 1/4" FPT Outlet | 3122 |
| 3/8" FPT Inlet x 1/4" FPT Outlet | 3132 |
| 3/8" FPT Inlet x 3/8" FPT Outlet | 3133 |
| Cross Manifold | |
| 1/8" FPT | X002 |
| 1/4" FPT | X004 |
| 3/8" FPT | X006 |
| 1/2" FPT | X008 |
| Low Profile Manifold | |
| 3 Port | 3032 |
| 5 Port | 3052 |
| High Flow Manifold | |
| 3 Port | 3034 |
| 5 Port | 3054 |
| Swivel Manifold | |
| 2 Port | 3022S |
| 3 Port | 3032S |

Air Chucks & Chuck Assemblies

Ordering Information:

| Fitting | Description | Chuck Type | Model |
|-----------|----------------------------------|------------|-----------|
| 1/4" FPT | Ball Chuck and Clip | closed | CH09 |
| 1/4" FPT | Ball Chuck and Clip | open | CH09A |
| 1/4" FPT | Ball Chuck and Clip | closed | CH10 |
| 1/4" FPT | Ball Chuck and Clip | open | CH10A |
| ----- | Clip for 1/4" Barb (CH10 & CH12) | ----- | CH11 |
| 1/4" Barb | Ball Chuck | closed | CH12 |
| 1/4" Barb | Straight Chuck | open | CH14A |
| 1/4" FPT | Lock-On | closed | CH15 |
| 1/4" FPT | Lock-On | open | CH15A |
| 1/4" FPT | Dual Extension | closed | CH16 |
| 1/4" FPT | Dual Extension | open | CH16A |
| 1/4" Barb | European Chuck | open | CH17 |
| 1/4" FPT | Ball Chuck Assembly | closed | CHAP4400* |
| 1/4" FPT | Straight Assembly | closed | CHAP4500* |
| 1/4" Barb | Ball Chuck w/ Hose Clamp | closed | RK12 |

*Swivel female ball type assemblies.




Tire Pressure Gauges & Accessories

Tire Pressure Gauges Ordering Information:

| Gauge Type | Pressure Range | Hose Length | Chuck Type | Model |
|---------------------|----------------|-------------|------------|-------------|
| Inflator | 10-90 | 12" | Straight | TGC090 |
| Inflator | 10-90 | 12" | Ball | TGC091 |
| Inflator | 10-90 | 12" | Dual | TGC092 |
| Inflator | 10-90 | 12" | Clip-On | TGC093 |
| Inflator w/ Bleeder | 10-90 | 12" | Straight | TGC100 |
| Inflator w/ Bleeder | 10-90 | 12" | Ball | TGC101 |
| Inflator w/ Bleeder | 10-90 | 12" | Dual | TGC102 |
| Inflator w/ Bleeder | 10-90 | 12" | Clip-On | TGC103 |
| Inflator | 10-120 | 12" | Dual | TGC120 |
| Inflator | 10-120 | 12" | Ball | TGC121 |
| Inflator | 10-120 | 12" | Straight | TGC122 |
| Inflator | 10-120 | 12" | Clip-On | TGC123 |
| Inflator | 10-120 | 36" | Clip-On | TGC128 |
| Inflator | 10-120 | 36" | Lock-On | TGC129 |
| Inflator w/ Bleeder | 10-120 | 12" | Dual | TGC130 |
| Inflator w/ Bleeder | 10-120 | 12" | Ball | TGC131 |
| Inflator w/ Bleeder | 10-120 | 12" | Straight | TGC132 |
| Inflator w/ Bleeder | 10-120 | 12" | Clip-On | TGC133 |
| Inflator w/ Bleeder | 10-120 | 36" | Clip-On | TGC138 |
| Inflator w/ Bleeder | 10-120 | 36" | Lock-On | TGC139 |
| Inflator | 10-120 | 12" | Straight | TGC1400-DPB |
| Hose Assembly | n/a | 12" | Clip-On | TGH1209A |
| Hose Assembly | n/a | 12" | Ball | TGH1210A |
| Hose Assembly | n/a | 12" | Straight | TGH1214A |
| Hose Assembly | n/a | 12" | Dual | TGH1216A |
| Hose Assembly | n/a | 36" | Clip-On | TGH3609A |
| Hose Assembly | n/a | 36" | Lock-On | TGH3615A |
| Pencil | 20-120 | ---- | Ball | HPG2212 |
| Pencil | 10-50 | ---- | Ball | PG115 |
| Service | 10-130 | ---- | Dual | PG2113 |
| Pencil | 20-120 | ---- | Dual | PG2212 |
| 2" Dial | 0-60 | ---- | Straight | TGB060* |
| 2" Dial | 0-160 | ---- | Straight | TGB160* |

Accessory Ordering Information:

| Description | Pressure Range (PSI) | Model |
|----------------------|----------------------------|--------|
| Dual Extension Chuck | 0-60 to 2 lb. Increments | TGA060 |
| Dual Extension Chuck | 0-160 to 5 lb. Increments | TGA160 |
| Dual Extension Chuck | 0-300 to 10 lb. Increments | TGA300 |
| Chuck Assembly | 0-60 to 2 lb. Increments | TG060 |
| Chuck Assembly | 0-160 to 5 lb. Increments | TG160 |
| Chuck Assembly | 0-300 to 10 lb. Increments | TG300 |

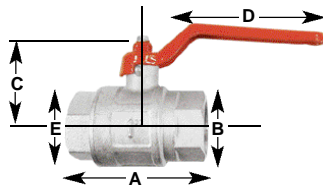



Dual Extension Chuck features chrome-plated extension chuck that swivels a full 360°. Chuck Assembly features 7" flexible black hose with swivel brass chuck.

*These gauges are dial type but can hold a reading after the chuck has been removed from the tire.

Ball Valves

Our full flow ball valves provide a minimum pressure drop due to the full port design. All internal passages are "in line" with the piping and are larger than pipe ports in the fully open position. These ball valves can handle a full range of liquids and gases from -45° F to 375° F. Refer to material specification of internal components in order to determine the type of chemicals and gases which can be safely used with the valves. Ball valves are rated to 850 PSI working pressure depending on the temperatures and the size of the valve. Refer to temperature curves plotted over pressure verses size of valve charts.



SPECIFICATIONS

| | |
|------------|---------------------------|
| Handle | Die Cast Aluminum |
| Valve Body | Forged Brass |
| Ball | Hard Chrome-Plated Forged |
| Seals | Brass Teflon (P.T.F.E.) |
| Stem | Brass |

Ordering Information:

| Size | Working Pressure PSI-WOG* | Packaging PCS/ Box | Dimensions | | | | | Model |
|--------|------------------------------|--------------------------|------------|------|------|------|------|--------|
| | | | A | B | C | D | E | |
| 1/4" | 430 | 12 | 1.8" | 1.0" | 1.6" | 3.1" | 0.4" | 21104F |
| 3/8" | 430 | 12 | 1.8" | 1.0" | 1.6" | 3.1" | 0.4" | 21106F |
| 1/2" | 290 | 10 | 2.2" | 1.2" | 1.7" | 3.1" | 0.6" | 21108F |
| 3/4" | 290 | 8 | 2.7" | 1.7" | 2.0" | 4.3" | 0.8" | 21112F |
| 1" | 260 | 4 | 3.1" | 1.9" | 2.1" | 4.3" | 1.0" | 21116F |
| 1 1/4" | 210 | 4 | 3.6" | 2.3" | 2.4" | 5.4" | 1.2" | 21120F |
| 1 1/2" | 210 | 2 | 3.9" | 2.8" | 3.4" | 6.2" | 1.6" | 21124F |
| 2" | 200 | 2 | 4.8" | 3.4" | 3.7" | 6.2" | 2.0" | 21132F |

*WOG = Water, Oil, Gas

Slide Valves & Lockout Slide Valves

In the open position, Slide Valves allow air to flow through to downstream equipment in the open position. When in the closed position, the valve shuts off the air from the compressor. Air trapped on the load side is then bled off into the atmosphere, preventing the equipment from unexpectedly cycling even though the line is "shut off".

The Lockout Slide valves can be locked in the closed position. This is an especially important safety feature when equipment or machinery is being worked on because it avoids accidental start up, which can cause injury to personnel. The Lockout Slide Valves can accommodate standard lock shank sizes up to .145" (sold separately).



Slide Valve



Lock with two keys



Lockout Slide Valve

Ordering Information:

| Description | In Port | Out Port | FPT Model | MPT Model |
|---------------------|----------|----------|------------|------------|
| Slide Valve | 1/8" FPT | 1/8" NPT | BSV02F02F | BSV02F02M |
| Slide Valve | 1/4" FPT | 1/4" NPT | BSV04F04F | BSV04F04M |
| Slide Valve | 3/8" FPT | 3/8" NPT | BSV06F06F | BSV06F06M |
| Lockout Slide Valve | 1/8" FPT | 1/8" NPT | BLSV02F02F | BLSV02F02M |
| Lockout Slide Valve | 1/4" FPT | 1/4" NPT | BLSV04F04F | BLSV04F04M |
| Lockout Slide Valve | 3/8" FPT | 3/8" NPT | BLSV06F06F | BLSV06F06M |
| Lock with two keys | n/a | n/a | BLSV-LCK | |

Safety Excess Flow Check Valve



The unit is to be installed on compressed air lines leading to pneumatic tools.

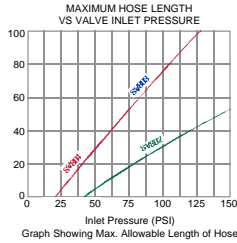
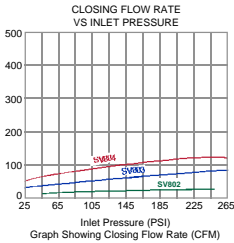
Ordering Information:

| Pipe Size | Model |
|-----------|-------|
| 1/4" | SV802 |
| 3/8" | SV803 |
| 1/2" | SV804 |

The safety excess flow check valve is designed to automatically shut off air flow upon a sudden break in the air line, thereby protecting personnel and property from "whipping" air hoses. Allows full unrestricted flow of air while in normal (open) position. Entire unit is corrosion free. It automatically re-sets itself after repair is made. Unit is tamper-proof. Meets OSHA safety regulations

TECHNICAL DATA: Select the same nominal size safety valve as the hose size leading to the respective air tool. Air flow must be in the direction of the arrow marked on the check valve. A safety check valve should be installed for use before each air tool. The actual length of hose from safety check valve to air tool must not exceed a certain length depending upon the inlet pressure (see chart). The volume of air flow (CFM) through an air line will vary according to its length. A longer line will offer more resistance to flow and thus reduce the volume. The length of a hose extending from the safety valve to the air tool must, therefore, be limited to a certain length to insure sufficient flow to trigger the safety valve in case of a break. Check graph for hose length limitations. The closing flow rate (CFM) at various inlet pressure can be obtained from the flow rate chart.

CAUTION: Do not reduce safety valve with bushings for use with a smaller air line. If this is done, there will not be a sufficient CFM flow during a line break to shut off the air flow through the safety valve (See Technical Data).



Note: Nominal sizes of valve and connecting hose must be consistent (i.e. 1/4" valve to be used with 1/4" hose).

Flexflow® Hose

FLUID APPLICATIONS

Ideal for Machine Shop Coolants, Machine Lubrication, and Parts Washing

Nitrile Hose Ordering Information:

| Male NPT | Description | Model |
|----------|-------------------------------|-------|
| 1/8" | 1/8" MPT x 6" Fluid Flexflow | 90206 |
| 1/8" | 1/8" MPT x 9" Fluid Flexflow | 90209 |
| 1/8" | 1/8" MPT x 12" Fluid Flexflow | 90212 |
| 1/8" | 1/8" MPT x 15" Fluid Flexflow | 90215 |
| 1/8" | 1/8" MPT x 18" Fluid Flexflow | 90218 |
| 1/8" | 1/8" MPT x 24" Fluid Flexflow | 90224 |
| 1/4" | 1/4" MPT x 6" Fluid Flexflow | 90406 |
| 1/4" | 1/4" MPT x 9" Fluid Flexflow | 90409 |
| 1/4" | 1/4" MPT x 12" Fluid Flexflow | 90412 |
| 1/4" | 1/4" MPT x 15" Fluid Flexflow | 90415 |
| 1/4" | 1/4" MPT x 18" Fluid Flexflow | 90418 |
| 1/4" | 1/4" MPT x 24" Fluid Flexflow | 90424 |
| 1/4" | 1/4" MPT x 30" Fluid Flexflow | 90430 |
| 3/8" | 3/8" MPT x 6" Fluid Flexflow | 90606 |
| 3/8" | 3/8" MPT x 9" Fluid Flexflow | 90609 |
| 3/8" | 3/8" MPT x 12" Fluid Flexflow | 90612 |
| 3/8" | 3/8" MPT x 15" Fluid Flexflow | 90615 |
| 3/8" | 3/8" MPT x 18" Fluid Flexflow | 90618 |
| 3/8" | 3/8" MPT x 24" Fluid Flexflow | 90624 |
| 3/8" | 3/8" MPT x 30" Fluid Flexflow | 90630 |
| 1/2" | 1/2" MPT x 6" Fluid Flexflow | 90806 |
| 1/2" | 1/2" MPT x 9" Fluid Flexflow | 90809 |
| 1/2" | 1/2" MPT x 12" Fluid Flexflow | 90812 |
| 1/2" | 1/2" MPT x 15" Fluid Flexflow | 90815 |
| 1/2" | 1/2" MPT x 18" Fluid Flexflow | 90818 |
| 1/2" | 1/2" MPT x 24" Fluid Flexflow | 90824 |
| 1/2" | 1/2" MPT x 30" Fluid Flexflow | 90830 |
| 3/4" | 3/4" MPT x 6" Fluid Flexflow | 91206 |
| 3/4" | 3/4" MPT x 9" Fluid Flexflow | 91209 |
| 3/4" | 3/4" MPT x 12" Fluid Flexflow | 91212 |
| 3/4" | 3/4" MPT x 15" Fluid Flexflow | 91215 |
| 3/4" | 3/4" MPT x 18" Fluid Flexflow | 91218 |
| 3/4" | 3/4" MPT x 24" Fluid Flexflow | 91224 |

Flexflow is the exclusive, flexible, bendable coolant and air hose for problem-free cooling and blowing. Just bend Flexflow - it adjusts to any position and won't shift. Flexflow allows air or coolant to be precisely directed to the work area. Flexflow is oil-resistant, leakproof and engineered with all brass nozzles, plus a tough copper core. Contact factory for custom fitting configurations. Available in Nitrile or Thermoplastic.



Nitrile Hose



Thermoplastic Hose

Ideal for use with our Mist Coolant (page 82).

Thermoplastic Hose Ordering Information:

| Male NPT | Description | Model |
|----------|-------------------------------|-------|
| 1/8" NPT | 1/8" MPT x 6" Fluid Flexflow | 92206 |
| 1/8" NPT | 1/8" MPT x 9" Fluid Flexflow | 92209 |
| 1/8" NPT | 1/8" MPT x 12" Fluid Flexflow | 92212 |
| 1/8" NPT | 1/8" MPT x 15" Fluid Flexflow | 92215 |
| 1/8" NPT | 1/8" MPT x 18" Fluid Flexflow | 92218 |
| 1/8" NPT | 1/8" MPT x 24" Fluid Flexflow | 92224 |
| 1/4" NPT | 1/4" MPT x 6" Fluid Flexflow | 92406 |
| 1/4" NPT | 1/4" MPT x 9" Fluid Flexflow | 92409 |
| 1/4" NPT | 1/4" MPT x 12" Fluid Flexflow | 92412 |
| 1/4" NPT | 1/4" MPT x 15" Fluid Flexflow | 92415 |
| 1/4" NPT | 1/4" MPT x 18" Fluid Flexflow | 92418 |
| 1/4" NPT | 1/4" MPT x 24" Fluid Flexflow | 92424 |

For All Your Pneumatic Accessory Needs • www.coilhose.com
 EAST: 19 Kimberly Road, East Brunswick, NJ 08816 • 732.390.8480
 WEST: 1730 NE Miller Street, McMinnville, OR 97128 • 503.434.5964



Heavy Duty Mechanical Tool Balancers



BENEFITS

- ◆ Enable all types of portable tools weighing up to 25 pounds to be suspended within easy reach of the operator.
- ◆ Provide the operator with a neat, safe work area and reduce worker fatigue.
- ◆ Prevent damage to the tools by eliminating accidental dropping of the suspended tool.
- ◆ Feature a permanently lubricated precision, yet rugged, mechanism which is easily adjustable by a removable tensioning key.

Ordering Information:

| Working Range | Cable Length | Dimensions | | | Model |
|---------------------|--------------|------------|--------|--------|-------|
| | | Height | Width | Depth | |
| 1 - 3 1/2 lbs. | 8' | 6 1/4" | 4 1/8" | 2" | BL02 |
| 2 - 4 1/2 lbs. | 8' | 6 1/4" | 4 1/8" | 2" | BL05 |
| 4 1/2 - 8 lbs. | 8' | 6 1/4" | 4 1/8" | 2" | BL08 |
| 6 1/2 - 13 1/2 lbs. | 8' | 8 5/8" | 5 7/8" | 2 3/8" | BL10 |
| 11 - 19 lbs. | 8' | 8 5/8" | 5 7/8" | 2 3/8" | BL15 |
| 18 - 25 lbs. | 8' | 8 5/8" | 5 7/8" | 2 3/8" | BL25 |

Heavy Duty Mechanical Hose Balancers



Ordering Information:

| Working Range | Cable Length | Dimensions | | | Model |
|----------------|--------------|------------|-------|--------|-------|
| | | Height | Width | Depth | |
| 1 - 3 1/2 lbs. | 5 1/2' | 10 7/8" | 6" | 5 1/8" | BH02 |
| 2 - 4 1/2 lbs. | 5 1/2' | 10 7/8" | 6" | 5 1/8" | BH05 |
| 4 1/2 - 8 lbs. | 5 1/2' | 10 7/8" | 6" | 5 1/8" | BH08 |

BENEFITS

- ◆ Specifically designed for the use of lightweight assembly tools where delicate balancing and uncluttered installation is a must.
- ◆ Provide simplified installation and better tool control, since it utilizes the air supply hose and counter balancing cable as one.
- ◆ A permanently lubricated precision mechanism housed in an industrially tough case allows the tool to be used in a more fluid motion.

FEATURES

- ◆ Heavy duty construction.
- ◆ Adjustable hose retainer device.
- ◆ Tough oil resistant urethane blend hose.
- ◆ Self contained main spring.
- ◆ Includes removable adjusting key.
- ◆ Durable polyurethane hose is fitted with 1/4" NPT barb fitting.

Compressor Accessory Kit

We have incorporated our top-selling **FLEXEEL** hose and many of our other high quality products into a Premium Compressor Accessory Kit. Coilhose Pneumatics' Standard **FLEXEEL** Compressor Accessory package includes everything needed to transfer and control air from the compressor to the air tool: a 5/16" 50' length of **FLEXEEL**, a 25 Series filter / regulator Combo with gauge and coupler and connector, a ball swivel fitting, an industrial coupler and teflon tape. This kit is an economical choice and ideal for contractors to use at job site locations where many air line accessories are unavailable and down time is costly.

Ordering Information

| Description | Model |
|---|--------|
| Standard FLEXEEL Compressor Accessory Package | CAP-SF |



ASME-Approved Relief Valves

FEATURES

- Protect compressor tanks by quickly releasing excess pressure.
- Keep pressure relief at a specified setting (particularly important for applications such as air circuitry).
- Manual pull ring allows for testing and system pressure relief.
- Each valve is marked with the relief pressure.
- ASME/National board approval and Canadian Registration.

These ASME-approved Relief Valves help ensure safe operation of your compressor system by guarding against tank over-pressure. Manufactured to rigid quality control guidelines, these Relief Valves are machined from brass bar stock for a long service life and feature a silicon rubber soft seat to ensure a tight, leak-free seal. They also meet both ASME/National Board Approval and Canadian Registration.

Ordering Information:

| Rating | Relief Rate (SCFM) | Model |
|---------|--------------------|-------|
| 70 PSI | 60 | SV070 |
| 100 PSI | 75 | SV100 |
| 125 PSI | 105 | SV125 |
| 150 PSI | 120 | SV150 |
| 200 PSI | 160 | SV200 |

SPECIFICATIONS

Material:
 Body: All brass
 Spring: Zinc-plated steel
 Seal: Silicon rubber
 Length: 1 3/4"
 Hex: 5/8"
 Thread: 1/4" NPT
 Weight: 0.16 lb.

