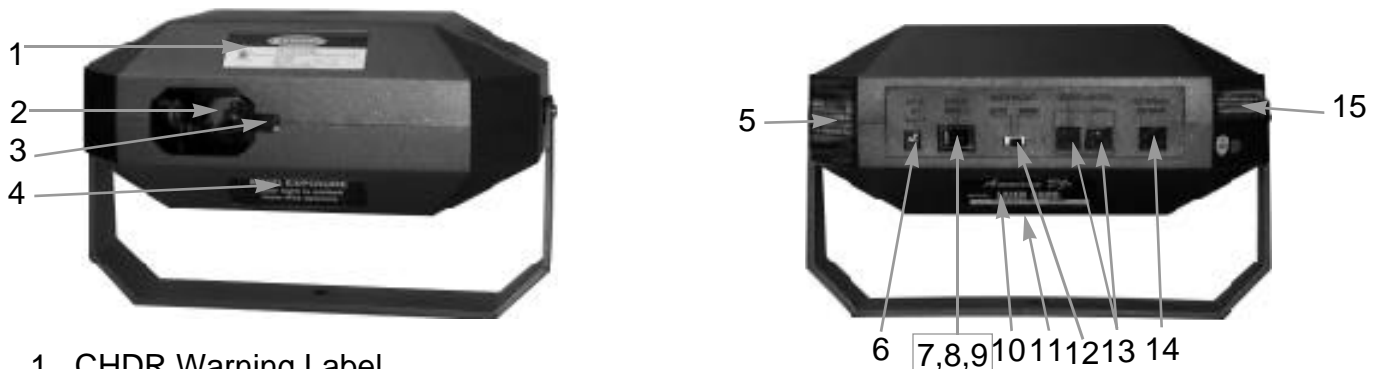


American DJ® OWNERS MANUAL

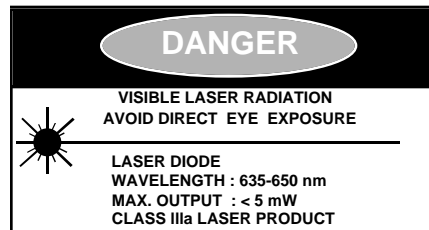
LASER-4800™

WARNING: Never Look Directly INTO Laser Beam
CAUTION: Use of controls, adjustments, or procedures other than those specified herein may result in hazardous radiation exposure.

Thank you for purchasing this American DJ® product. Please read the following Manual before installing or using your new unit.



1. CHDR Warning Label
2. Projection Aperture
3. Remote receiving sensor
4. Aperture Label
5. Non Interlocking Housing Label
6. Mini plug External Power supply
7. Emission Indicator Switch
8. Shutter Control Switch
9. Power Switch
10. Identification Label
11. Battery Cover (bottom)
12. Mode Select
13. Connection for interlink cable
14. External sensor connection
15. Certification Label



CHDR Warning Label



Certification Label



Non Interlocking Housing Label



Aperture Label

Caution! No user serviceable parts inside do not attempt repairs. In the event your unit should fail, contact your American DJ® dealer.

This Laser product complies with the CDRH/BRH Radiation Performance Standards. 21 CFR Subchapter J.

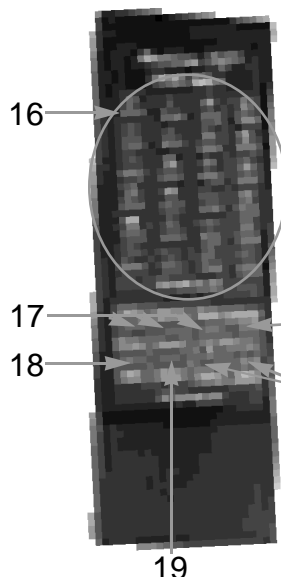
WARNING! This Product must not be used for audience scanning. To prevent fire or shock hazard, do not expose this product to a high temperature or high humidity area.

LASER 4800 TM

American DJ®

SPECIFICATIONS:

Diode: 5 mW,
Weight 3 lbs.,
Dimensions: 10.5" x 4.5" x 4.5"
Supply Voltage: 9VDC With supplied AC
120V adapter or AC 240V adapter must be
500ma min. or 4 C batteries(not supplied)
Wireless remote uses 2AA batteries
(Supplied)



- 16. 24 Geometric Pattern presets
- 17. Mode select
- 18. Static Dynamic
- 19. Adjust Dynamic (pulsating image)
- 20. +, - adjustments
- 21. Standby,
- 22. Emission indicator switch
- 23. Shutter control switch

Operating Instructions:

- 14. 3P Infrared Receiving Sensor socket
- 13. Series Control Left Input , Right Output
- 12. Function Mode (4) may be selected for Auto or Music Modes. NOTE: Must be selected before turning on unit but it can be defeated by remote control.
 - Auto Mode: 24 pre-set geometric patterns to be executed in regular order.
 - Music Mode: 24 pre-set geometric patterns to be executed in regular order, speed is controlled by built-in microphone.

Additional Safety Notes: This is a laser product, please avoid direct eye exposure. Take out all the batteries to avoid humidity damage. Do not expose this product to high temperature or high humidity area.

Remote Control:

The Laser-4800 Comes with a remote control which allows you to control the speed, type of design, music, manual or auto modes, and by pressing static and adjust dynamic buttons multiple times, or then pressing (+) (-) buttons and holding them down you can alter most of the existing geometric patterns.

Master / Slave:

The Laser-4800 can be used in a master /slave configuration using cable available from *American DJ®*. The only precautions are to observe the in and out configuration , and cable should not exceed 300'.

Additional Safety Notes: This is a laser product, please avoid direct eye exposure. Take out all the batteries, when not in use, to avoid humidity damage. Do not expose this product to high temperature or humidity .

Caution! No user serviceable parts inside do not attempt repairs. In the event your unit should fail, contact your *American DJ®* dealer.