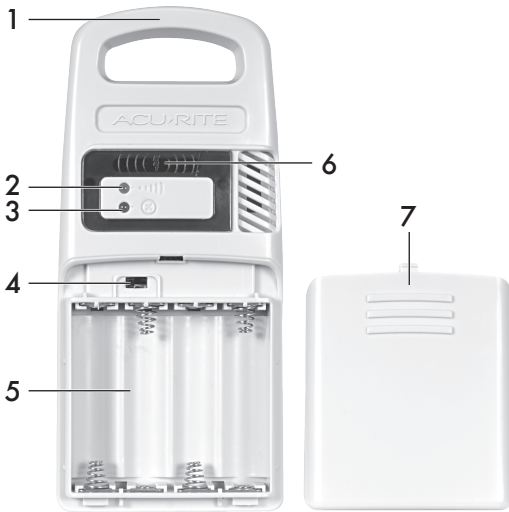


### Lightning Detector Sensor model 06045M

#### Features & Benefits



- 1. Integrated Hanger**  
For easy placement.
- 2. Wireless Signal Indicator**  
Flashes when data is being sent to the companion unit.
- 3. Interference Indicator**  
Flashes when interference is detected (see page 4).
- 4. A-B-C Switch**  
Slide to select A-B-C channel.
- 5. Battery Compartment**
- 6. Lightning Strike Indicator**  
Indicates a lightning strike has occurred within 25 miles (40 km).
- 7. Battery Compartment Cover**

**Note:** Under no circumstances shall the Lightning Detector, Chaney Instrument Co. or the Primex Family of Companies be held responsible for any damages whatsoever that may result from the use of or inability to use this product, including without limitation any indirect, incidental, special, exemplary or consequential damages, which are expressly disclaimed. This disclaimer of liability applies to any damages or injury caused by any failure of performance, error, omission, inaccuracy, interruption, deletion, defect, delay in operation or transmission software virus, communication failure, theft or destruction or unauthorized access to, alteration of, or use of the product, whether for breach of contract, tortious behavior (including, without limitation, strict liability), negligence, or under any other cause of action, to the fullest extent permissible by law. This does not affect any statutory rights which may not be disclaimed. The contents of this product, including all lightning and weather data are provided "as is" and without warranty or condition of any kind, express or implied, including, without limitation, any warranty of merchantability or fitness for a particular purpose. Chaney Instrument Co. & the Primex Family of Companies do not warrant that this product or the data that it provides will be free of errors, interruptions, viruses or other harmful components. Chaney Instrument Co. & the Primex Family of Companies do not warrant the accuracy or reliability of any lightning strike alerts, weather data or other information provided by the product. Chaney Instrument Co. & the Primex Family of Companies reserve the right to alter the product or withdraw it from the market at its sole discretion.

## Sensor Setup

### 1 Set the A-B-C Switch

The A-B-C switch is located inside the battery compartment. Slide to set the channel to A, B or C.

**NOTE:** If being used with a companion product that has an A-B-C channel, you must select the same letter choice for both the sensor and the product it is being paired with in order for the units to synchronize.

### 2 Install or Replace Batteries

AcuRite recommends high quality alkaline or lithium batteries in the wireless sensor for the best product performance. Heavy duty

or rechargeable batteries are not recommended.

The sensor requires lithium batteries in low temperature conditions. Cold temperatures can cause alkaline batteries to function improperly. Use lithium batteries in the sensor for temperatures below -4°F / -20°C.

1. Slide off the battery compartment cover.
2. Insert 4 x AA batteries into the battery compartment, as shown. Follow the polarity (+/-) diagram in the battery compartment.
3. Replace the battery cover.

## Placement for Maximum Accuracy

AcuRite sensors are sensitive to surrounding environmental conditions. Proper placement of the sensor is critical to the accuracy and performance of this product.



### Sensor Placement

Sensor must be placed outside to observe outdoor conditions. Sensor is water resistant and is designed for general outdoor use, however, to extend its life place the sensor in an area protected from direct weather elements.

Hang the sensor using the integrated hanger, or by using string (not included) to hang it from a suitable location, like a well covered tree branch. The best location is 4 to 8 feet above the ground with permanent shade and plenty of fresh air to circulate around the sensor.

## Important Placement Guidelines

- Sensor must be within 330 feet (100 meters) of a companion unit (sold separately).

### MAXIMIZE WIRELESS RANGE

Place unit away from large metallic items, thick walls, metal surfaces, or other objects that may limit wireless communication.

### PREVENT WIRELESS INTERFERENCE

Place unit at least 3 feet (90 cm) away from electronic devices (TV, computer, microwave, radio, etc.).

### LOCATE AWAY FROM HEAT SOURCES


To ensure accurate temperature measurement, place sensor out of direct sunlight and away from any heat sources.

### LOCATE AWAY FROM HUMIDITY SOURCES

To ensure accurate humidity measurement, locate sensor away from humidity sources. Avoid installing the sensor near indoor pools, spas, or other bodies of water. Water sources may impact humidity accuracy.

## Lightning Detection

The sensor detects cloud-to-cloud, cloud-to-ground and intra-cloud lightning. When lightning is detected, the sensor will beep and the strike indicator will flash for each of the first 10 strikes. After 10 strikes, the sensor will enter silent mode but will continue to flash. The sensor will stay in silent mode for 2 hours after the last lightning detection.



1 A-B-C Switch

2 Install Batteries  
4 AA batteries

LITHIUM BATTERIES **-40°F (-40°C)** (70°C) **158°F**

ALKALINE BATTERIES **-4°F (-20°C)** (70°C) **158°F**

### PLEASE DISPOSE OF OLD OR DEFECTIVE BATTERIES IN AN ENVIRONMENTALLY SAFE WAY AND IN ACCORDANCE WITH YOUR LOCAL LAWS AND REGULATIONS.

**BATTERY SAFETY:** Clean the battery contacts and also those of the device prior to battery installation. Remove batteries from equipment which is not to be used for an extended period of time. Follow the polarity (+/-) diagram in the battery compartment. Promptly remove dead batteries from the device. Dispose of used batteries properly. Only batteries of the same or equivalent type as recommended are to be used. DO NOT incinerate used batteries. DO NOT dispose of batteries in fire, as batteries may explode or leak. DO NOT mix old and new batteries or types of batteries (alkaline/standard). DO NOT use rechargeable batteries. DO NOT recharge non-rechargeable batteries. DO NOT short-circuit the supply terminals.

## False Detection

This sensor features advanced technology to distinguish between lightning strikes and interference, however in rare cases the sensor may "false detect" lightning activity due to interference. In these situations, verify there is no lightning in the area and then relocate the sensor. If the false detections persist, identify and relocate the source of interference or relocate the sensor.

## Interference

The sensor features enhanced interference rejection capabilities to prevent false lightning detection. When the detector cannot detect lightning due to interference from nearby equipment, the sensor's interference indicator will flash.

- Electric motors (windshield wiper motor or fan motors in cars, hard drive and optical drive motors on your PC and AV equipment, well pumps, sump pumps)
- CRT monitors (PC monitors, TV's)
- Fluorescent light fixtures (turned off or on)
- Microwave ovens (while in use)
- PC's and mobile phones

**WARNING:** Take shelter IMMEDIATELY when lightning is present, whether or not it has been detected by the Lightning Detector. If you are concerned about lightning strikes, follow all safety precautions to keep yourself and others safe. DO NOT rely on this Lightning Detector as your only source for warnings about potentially deadly lightning strikes or other severe weather conditions.

## Troubleshooting

Problem	Possible Solution
<b>Interference Indicator is flashing</b>	<ul style="list-style-type: none"><li>• Relocate the sensor.</li><li>• Make sure the sensor is placed at least 3 feet (.9 m) away from electronics that may cause interference (see Interference section above).</li></ul>

**If your AcuRite product does not operate properly after trying the troubleshooting steps, visit [www.AcuRite.com](http://www.AcuRite.com) or call (877) 221-1252 for assistance.**

## Care & Maintenance

Clean with a soft, damp cloth. Do not use caustic cleaners or abrasives.

## Specifications

<b>LIGHTNING DETECTION RANGE</b>	1 - 25 miles / 1.6 - 40km
<b>TEMPERATURE RANGE</b>	-40°F to 158°F; -40°C to 70°C
<b>HUMIDITY RANGE</b>	1% to 99% RH (relative humidity)
<b>POWER</b>	4 x AA alkaline batteries or lithium batteries
<b>WIRELESS RANGE</b>	330 ft/100m depending on home construction materials
<b>OPERATING FREQUENCY</b>	433.92 MHz

## FCC Information

This device complies with part 15 of FCC rules. Operation is subject to the following two conditions:

1- This device may NOT cause harmful interference, and

2- This device must accept any interference received, including interference that may cause undesired operation.

**WARNING:** Changes or modifications to this unit not expressly approved by the party responsible for compliance could void the user's authority to operate the equipment.

**NOTE:** This equipment has been tested and found to comply with the limits for a Class B digital device, pursuant to Part 15 of the FCC rules. These limits are designed to provide reasonable protection against harmful interference in a residential installation. This equipment generates, uses and can radiate radio frequency energy and, if not installed and used in accordance with the instructions, may cause harmful interference to radio communications. However, there is no guarantee that interference will not occur in a particular installation. If this equipment does cause harmful interference to radio or television reception, which can be determined by turning the equipment off and on, the user is encouraged to try to correct the interference by one or more of the following measures:

- Reorient or relocate the receiving antenna.
- Increase the separation between the equipment and the receiver.
- Connect the equipment into an outlet on a circuit different from that to which the receiver is connected.
- Consult the dealer or an experienced radio/TV technician for help.

**NOTE:** The manufacturer is not responsible for any radio or TV interference caused by unauthorized modifications to this equipment. Such modifications could void the user authority to operate the equipment.

This device complies with Industry Canada's licence-exempt RSSs. Operation is subject to the following two conditions:

(1) This device may not cause interference; and

(2) This device must accept any interference, including interference that may cause undesired operation of the device.


Le présent appareil est conforme aux CNR d'Industrie Canada applicables aux appareils radio exempts de licence. L'exploitation est autorisée aux deux conditions suivantes :

(1) L'appareil ne doit pas produire de brouillage;

(2) L'utilisateur de l'appareil doit accepter tout brouillage radioélectrique subi, même si le brouillage est susceptible d'en compromettre le fonctionnement.

## Customer Support

AcuRite customer support is committed to providing you with best-in-class service. **For assistance**, please have the model number of this product available and contact us in any of the following ways:



Visit us at [www.AcuRite.com](http://www.AcuRite.com)

- ▶ Installation Videos
- ▶ Register your Product
- ▶ Instruction Manuals
- ▶ Support User Forum
- ▶ Replacement Parts
- ▶ Submit Feedback & Ideas

# IMPORTANT

PRODUCT MUST BE REGISTERED  
TO RECEIVE WARRANTY SERVICE

## PRODUCT REGISTRATION

Register online to receive 1 year warranty protection

[www.AcuRite.com](http://www.AcuRite.com)

## Limited 1 Year Warranty

AcuRite is a wholly owned subsidiary of Chaney Instrument Company. For purchases of AcuRite products, AcuRite provides the benefits and services set forth herein. For purchases of Chaney products, Chaney provides the benefits and services set forth herein.

We warrant that all products we manufacture under this warranty are of good material and workmanship and, when properly installed and operated, will be free of defects for a period of one year from the date of purchase.

Any product which, under normal use and service, is proven to breach the warranty contained herein within ONE YEAR from date of sale will, upon examination by us, and at our sole option, be repaired or replaced by us. Transportation costs and charges for returned goods shall be paid for by the purchaser. We hereby disclaim all responsibility for such transportation costs and charges. This warranty will not be breached, and we will give no credit for products which have received normal wear and tear not affecting the functionality of the product, been damaged (including by acts of nature), tampered, abused, improperly installed, or repaired or altered by others than our authorized representatives.

Remedy for breach of this warranty is limited to repair or replacement of the defective item(s). If we determine that repair or replacement is not feasible, we may, at our option, refund the amount of the original purchase price

**THE ABOVE-DESCRIBED WARRANTY IS THE SOLE WARRANTY FOR THE PRODUCTS AND IS EXPRESSLY IN LIEU OF ALL OTHER WARRANTIES, EXPRESS OR IMPLIED. ALL OTHER WARRANTIES OTHER THAN THE EXPRESS WARRANTY SET FORTH HEREIN ARE HEREBY EXPRESSLY DISCLAIMED, INCLUDING WITHOUT LIMITATION THE IMPLIED WARRANTY OF MERCHANTABILITY AND THE IMPLIED WARRANTY OF FITNESS FOR A PARTICULAR PURPOSE.**

We expressly disclaim all liability for special, consequential, or incidental damages, whether arising in tort or by contract from any breach of this warranty. Some states do not allow the exclusion or limitation of incidental or consequential damages, so the above limitation or exclusion may not apply to you.

We further disclaim liability from personal injury relating to its products to the extent permitted by law. By acceptance of any of our products, the purchaser assumes all liability for the consequences arising from their use or misuse. No person, firm or corporation is authorized to bind us to any other obligation or liability in connection with the sale of our products. Furthermore, no person, firm or corporation is authorized to modify or waive the terms of this warranty unless done in writing and signed by a duly authorized agent of ours.

In no case shall our liability for any claim relating to our products, your purchase or your use thereof, exceed the original purchase price paid for the product.

### Applicability of Policy

This Return, Refund, and Warranty Policy applies only to purchases made in the United States and Canada. For purchases made in a country other than the United States or Canada, please consult the policies applicable to the country in which you made your purchase.

Additionally, this Policy applies only to the original purchaser of our products. We do not and do not offer any return, refund, or warranty services if you buy products used or from resale sites such as eBay or Craigslist.

### Governing Law

This Return, Refund, and Warranty Policy is governed by the laws of the United States and the State of Wisconsin. Any dispute relating to this Policy shall be brought exclusively in the federal or State courts having jurisdiction in Walworth County, Wisconsin; and purchaser consents to jurisdiction within the State of Wisconsin.

# ACU>RITE®



Weather  
Stations



Temperature  
& Humidity



Weather  
Alert Radio



Kitchen  
Thermometers  
& Timers



Clocks

*It's more than accurate, it's ACU>RITE.*

AcuRite offers an extensive assortment of precision instruments, designed to provide you with information you can depend on to Plan your day with confidence™.

[www.AcuRite.com](http://www.AcuRite.com)