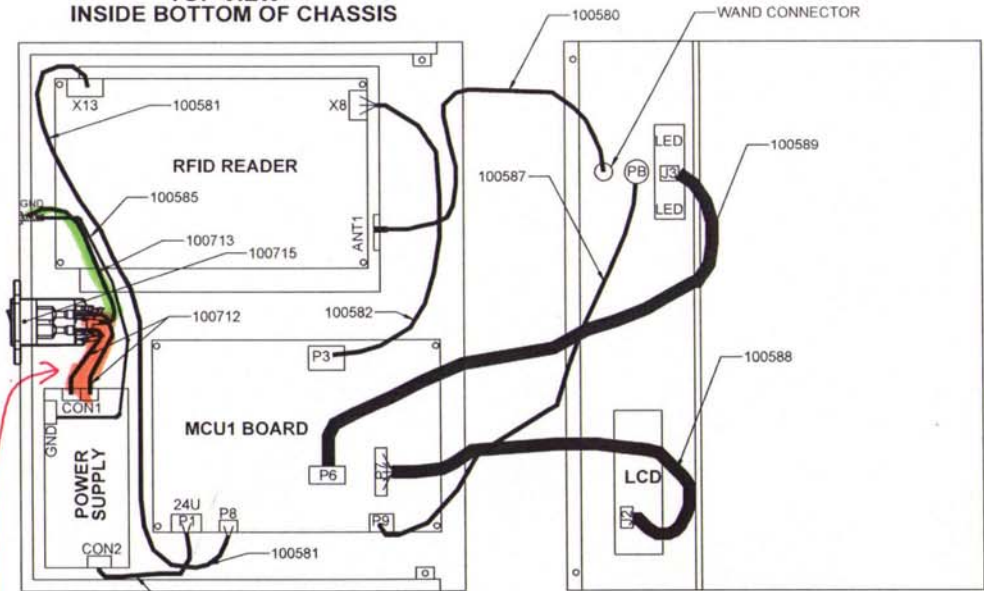


8 7 6 5 4 3 2 1

**TOP VIEW -
INSIDE BOTTOM OF CHASSIS**



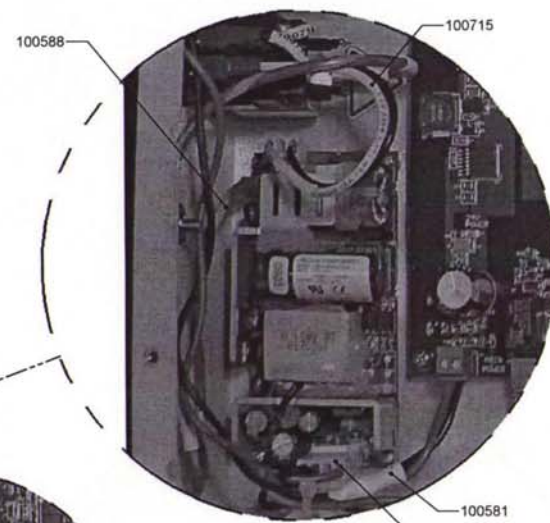

REVISIONS					
REV	DESCRIPTION OF CHANGE	OWN	APP	APPROVED	DATE
05	ECN 1087	JRZ	JZ		11-18-09
06	ECN 1105	JRZ	JZ		12-9-09

PART NUMBER	QTY	BOARD/DEVICE	TERMINAL	TO	BOARD/DEVICE	TERMINAL
100580	1	FRONT COVER	WAND CONNECTOR	TO	RFID READER	ANT1
100581	1	RFID READER	X13	TO	MCU1 BOARD	P8
100582	1	RFID READER	X8	TO	MCU1 BOARD	P4
100715	1	POWER SUPPLY				
100584	1	POWER SUPPLY	CON2	TO	MCU1 BOARD	P1
100585	1	POWER SUPPLY	GND	TO	CHASSIS GND	GND
100587	1	PB-FRONT COVER	PB	TO	MCU1 BOARD	P9
100588	1	LCD-FRONT COVER	J2	TO	MCU1 BOARD	P7
100589	1	LED-FRONT COVER	J3	TO	MCU1 BOARD	P6


**STEP 1
CABLE INSTALLATION:**

1. INSTALL CABLES AS SHOWN

**OPEN VIEW -
INSIDE TOP AND FRONT OF CHASSIS**



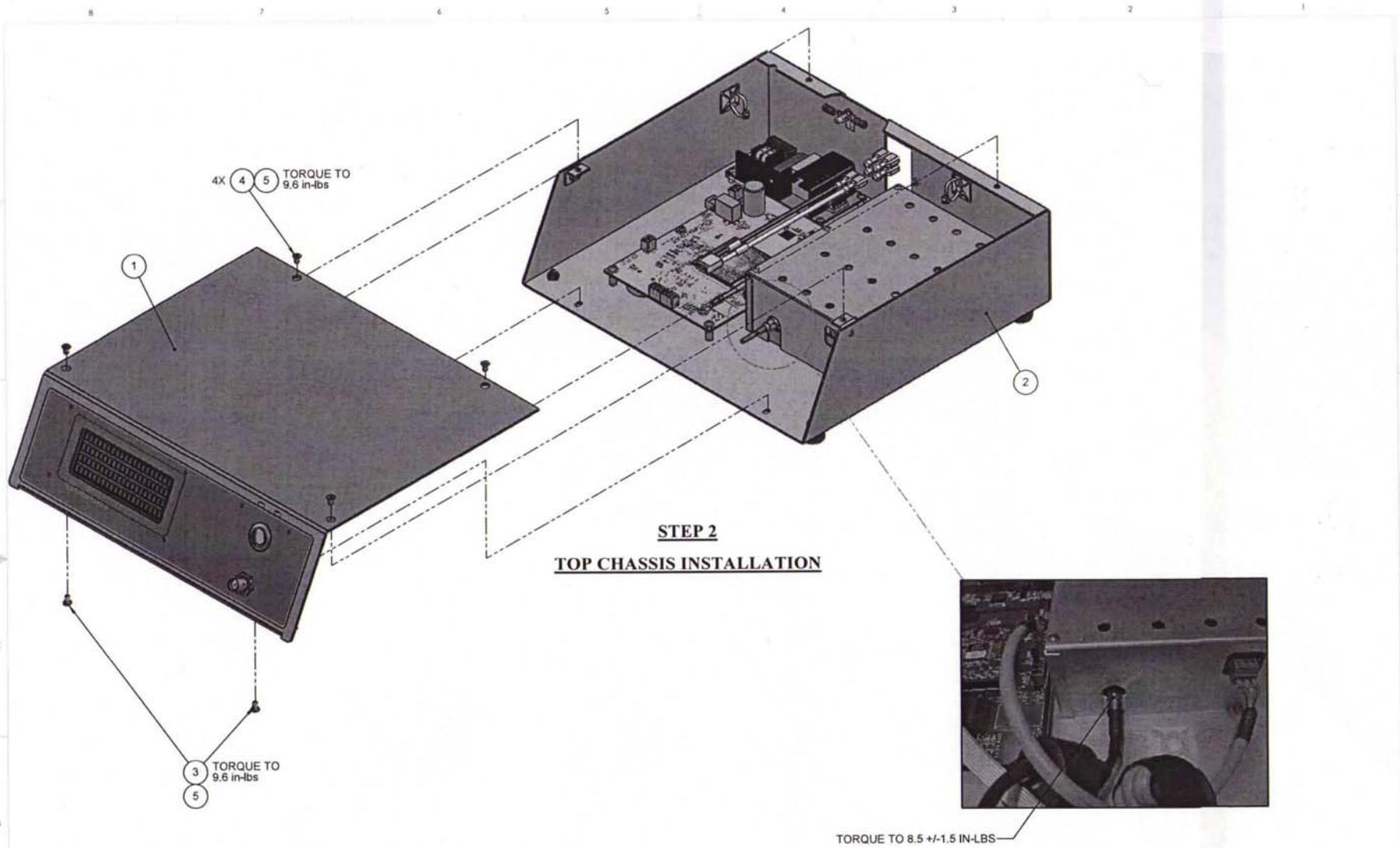
DETAIL G
SCALE 4 : 1.75



6 APPLY A SMALL AMOUNT TO CONNECTORS PER MANUFACTURERS RECOMMENDATIONS

UNITS FOR ALL DIMENSIONS UNLESS OTHERWISE NOTED: INCHES		PROPRIETARY AND CONFIDENTIAL: THE INFORMATION CONTAINED IN THIS DRAWING IS THE SOLE PROPERTY OF CLEARCOUNT MEDICAL SOLUTIONS. ANY REPRODUCTION IN PART OR AS A WHOLE WITHOUT THE WRITTEN PERMISSION OF CLEARCOUNT MEDICAL SOLUTIONS IS PROHIBITED.		CLEARCOUNT MEDICAL SOLUTIONS	
TITLE: ASSEMBLY: DTX CHASSIS		DWG. NO. 100535		REV 06	
SCALE: 1:4		APP DATE:		SHEET 1 OF 2	

8 7 6 5 4 3 2 1



6	1	AR	100909	ADHESIVE-SILICONE; GE RTV 133	NEWARK	00Z1316	GE	RTV 133
5	1	AR	100154	THREAD LOCK_LOCTITE 242	-	-	LOCTITE	242
4	4	EA	100625	Flat Undercut Head Phil Machine Screw 6-32 Thread, 1/4"	McMASTER CARR	91099A205		
3	2	EA	100624	PAN HD PHILLIPS MACH. SCREW; #6-32 x 1/4"	McMASTER CARR	91772A144		
2	1	EA	100725	ASSEMBLY; CHASSIS BOTTOM				
1	1	EA	100726	ASSEMBLY; CHASSIS TOP				
ITEM NO.	QTY	UOM	CLEARCOUNT PART NUMBER	DESCRIPTION	DISTRIBUTOR	DISTRIBUTOR PART NUMBER	MANUFACTURER	MANUFACTURER PART NUMBER

<small>UNITS FOR ALL DIMENSIONS UNLESS OTHERWISE NOTED: INCHES</small> <small>FRACTIONAL: 1/16" BEND 1/16"</small> <small>ANGULAR: MACH 1/16" BEND 1/16"</small> <small>TWO PLACE DECIMAL: 0.010</small> <small>THREE PLACE DECIMAL: 0.005</small> <small>MATERIAL:</small>		<small>PROPRIETARY AND CONFIDENTIAL INFORMATION CONTAINED IN THIS DRAWING IS THE SOLE PROPERTY OF CLEARCOUNT MEDICAL SOLUTIONS. ANY REPRODUCTION IN PART OR AS A WHOLE WITHOUT THE WRITTEN PERMISSION OF CLEARCOUNT MEDICAL SOLUTIONS IS PROHIBITED.</small>		<small>CLEARCOUNT MEDICAL SOLUTIONS</small> TITLE: ASSEMBLY; DTX CHASSIS	
<small>FINISH:</small> <small>THIRD ANGLE PRACTICE</small>		<small>INTERPRET GEOMETRIC TOLERANCES PER ASME Y14.5M - 1994</small> 		SIZE: C	DWG. NO.: 100535
				REV: 06	SCALE: 1:4 APP DATE:
				SHEET 2 OF 2	