

iRadat^{&Cobra}

Model iRAD 230



Quick Start Guide

Cobra iRadat uses **Bluetooth®** wireless technology to connect to your iOS or Android™ device. Through this connection, the Cobra iRadat app displays radar/laser alerts, lets you customize detector settings, and provides access to the iRadat Community.

Cobra iRadat is made for:

iPod touch (5th Generation, 4th Generation)

iPhone 5s, iPhone 5c, iPhone 5

iPhone 4s, iPhone 4

Android® smartphones running OS 2.1 or higher

NOTE: This device complies with part 15 of FCC rules: Operation is subject to the following two conditions: (1) This device may not cause harmful interference, and (2) This device must accept any interference received including interference that may cause undesired operation.

CAUTION: Modifications or parts not approved by Cobra Electronics Corporation may violate FCC Rules and void authority to operate this equipment.

This device complies with Industry Canada licence-exempt RSS standard(s). Operation is subject to the following two conditions: (1) this device may not cause interference, and (2) this device must accept any interference, including interference that may cause undesired operation of the device.

Le présent appareil est conforme aux CNR d'Industrie Canada applicables aux appareils radio exempts de licence. L'exploitation est autorisée aux deux conditions suivantes : (1) l'appareil ne doit pas produire de brouillage, et (2) l'utilisateur de l'appareil doit accepter tout brouillage radioélectrique subi, même si le brouillage est susceptible d'en compromettre le fonctionnement.

Follow these simple steps to get your iRadat up and running:

Mounting iRadat


iRadat should be mounted on the windshield or dashboard of your vehicle. 2 mounting options are included:

Suction Cup Mount –

This is the best option for portability and moving the detector from car to car. Make sure to thoroughly clean the suction cups and windshield mounting area to insure a tight seal.

Hook and Loop Fastener–

Included for dashboard mounting.



Hook & Loop Fastener

Suction Cup Mount

Your detector should be mounted so that it is oriented parallel to the road.

The suction cup mount comes standard bent at a 45° angle. The metal is designed to bend without breaking. Adjust the angle so when mounted the detector is level with the road.

Note: Do not attempt to bend the mount while the detector is attached.



Correct Position



Incorrect Positions

Powering iRadat

Plug in your Cobra iRadat detector unit using the included cigarette lighter adapter.

Note: the adapter includes a USB port that can be used to charge your smart-phone or tablet using the manufacturer's charging cable.

For more discreet installation, a hardwire kit is available at www.cobra.com, part number **RA-PSC B**. This can be easily wired into your fuse box so that iRadat automatically turns on when your car is running and does not require professional installation.

Turn unit on. A red LED will light. Make sure the iOS/Android toggle switch is switched to the correct position. When switched toward the white circle, your iRadat will only communicate with iOS devices. When switched toward the green circle, your iRadat will only communicate with Android devices.



iOS/Android Mode Toggle Switch

Power/Volume Wheel

Pairing/Connecting with iRadar

In order to pair iRadar to your smartphone, go to the **Bluetooth** Settings Menu on your phone/tablet. For most devices this is found by pressing; **Settings ► Bluetooth**. Press **Scan for Devices** and/or wait for the Device list to populate and then select **iRadar**.

Pairing can take up to 30 seconds. If you are prompted to "Accept password to pair" press **Confirm**. When iRadar is properly paired "Connected" will be shown on iOS products and "Paired but not connected" will be shown on Android products.

When iRadar is properly paired and connected to your phone the LED on the front of the unit will shine **blue**. Note that you must open the app for the connection to be finalized on Android devices.

For more information on pairing with **Bluetooth** devices consult your phone's owners manual.

If you are having trouble initializing or maintaining your **Bluetooth** connection completely turn off your smartphone and detector device, wait 30 seconds, and then turn them back on.

Now that you are paired with iRadar you're ready to start using the Cobra iRadar app.


Downloading the App

To download the app you must enter the iTunes Store or Google Play and search for "**Cobra iRadar**". Follow the onscreen instructions to download and install the Cobra iRadar app.

Cobra iRadar App

The iRadar app is what separates Cobra from any other detectors out there.

Make sure to check out the Tutorial for a full explanation of app features. The Tutorial automatically is displayed the first time you launch the app and then subsequently can be accessed from the Menu.

Information on specific settings and explanations of radar bands can be found by pressing the  buttons in the settings menus.



iRadar Community

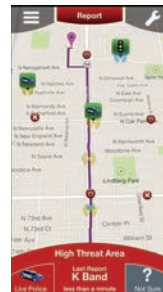
When you, or any other iRadar user, detects a radar or laser signal the alert information is anonymously sent to Cobra's cloud servers. Within seconds, that information is processed and displayed on your map as part of a Threat Area.

As you approach a specific Threat Area you will hear a short beep and then the app will indicate the Cobra's assessment of the reliability of the threat.

High-Threat Area means multiple reports have confirmed a legitimate threat in the area recently.

Medium or Low-Threat Area means signals have been detected but have either not been confirmed or have not been reported lately.

Paying attention to threat areas will allow you to be warned of potential threats before you enter radar detection range. Community Radar/Laser alert sharing means that you have an entire network of users working to keep you and your wallet safe.



Customer Assistance

Should you encounter any problems with this product, or not understand its many features, please refer to this owner's manual. If you require further assistance after reading this manual, Cobra Electronics offers the following customer assistance services:

For Assistance in the U.S.A.

Automated Help Desk:

English only. 24 hours a day, 7 days a week, phone 773-889-3087.

Customer Assistance Operators:

English and Spanish. 8:00 a.m. to 5:30 p.m. Central Time, Monday through Friday (except holidays), phone 773-889-3087.

Questions:

English and Spanish. Faxes can be received at 773-622-2269.

Technical Assistance:

English only. www.cobra.com (on-line: Frequently Asked Questions). English and Spanish. product.info@cobra.com (e-mail).

For Assistance Outside the USA:

Contact Your Local Dealer

Trademark Acknowledgement

Cobra®, DigiView®, EasySet®, Extra Sensory Detection®, IntelliShield®, LaserEye®, Nothing Comes Close to a Cobra®, Safety Alert® Traffic Warning System, VG-2 Alert®, Xtreme Range Superheterodyne® and the snake design are registered trademarks of Cobra Electronics Corporation, USA.

Cobra Electronics Corporation™, Extreme Bright DataGrafix™, IntelliLink™, iRadar™, Revolution™ Series, SmartPower™, Spectre Alert™, Super-Xtreme Range Superheterodyne™, S-XRS™, UltraBright™, and Voice Alert™ are trademarks of Cobra Electronics Corporation, USA.

Instaclear® for Ford is a registered trademark of Ford Motor Company, Inc. Electriclear® for GM is a registered trademark of General Motors Corporation. 20-20™ and Ultra-Lyte™ are trademarks of Laser Technology, Inc. ProLaser™ and ProLaser III™ are trademarks of Kustom Signals, Inc. Bee III™ and Pop™ are trademarks of MPH Industries. Stalker™ LIDAR is a trademark of Applied Concepts, Inc. SpeedLaser™ is a trademark of Laser Atlanta, LLC. Interceptor VG-2™ is a trademark of TechniSonic Industries LTD.

iPhone® and iPod® touch are trademarks of Apple, Inc, registered with the U.S. and other countries. "Made for iPod," "Made for iPhone" and "Made for iPad" mean that an electronic accessory has been designed to connect specifically to iPod, iPhone, or iPad, respectively, and has been certified by the developer to meet Apple performance standards. Apple is not responsible for the operation of this device or its compliance with safety and regulatory standards. Please note that the use of this accessory with iPod, iPhone, or iPad may affect wireless performance.

The Bluetooth® word mark is a registered trademark owned by Bluetooth SIG, Inc. and any use of such marks by Cobra Electronics Corporation is under license. Other trademarks and trade names are those of their respective owners.

Android™ is a trademark of Google, Inc. Use of this trademark is subject to Google permission.

Limited 1-Year Warranty

For Products Purchased in the U.S.A.

Cobra Electronics Corporation warrants that its Cobra iRadar Radar/Laser Detector, and the component parts thereof, will be free of defects in workmanship and materials for a period of one year from the date of first consumer purchase. This warranty may be enforced by the first consumer purchaser, provided that the product is utilized within the U.S.A.

Cobra will, without charge, repair or replace, at its option, defective iRadar Radar/Laser Detector, products or component parts upon delivery to the Cobra Factory Service Department, accompanied by proof of the date of first consumer purchase, such as a duplicated copy of a sales receipt.

You must pay any initial shipping charges required to ship the product for warranty service, but the return charges will be at Cobra's expense, if the product is repaired, this warranty gives you specific rights, and you may also have other rights which vary from state to state.

Exclusions: This limited warranty does not apply:

1. To any product damaged by accident.
2. In the event of misuse or abuse of the product, or as a result of unauthorized alterations or repairs.
3. If the serial number has been altered, defaced or removed.
4. If the owner of the product resides outside the U.S.A.

All implied warranties, including warranties of merchantability and fitness for a particular purpose are limited in duration to the length of this warranty.

Cobra shall not be liable for any incidental, consequential or other damages; including, without limitation, damages resulting from loss of use or cost of installation.

Some states do not allow limitations on how long an implied warranty lasts and/or do not allow the exclusion or limitation of incidental or consequential damages, so the above limitations may not apply to you.

Product Service

For any questions about operating or installing this new Cobra product, or if parts are missing...**PLEASE CALL COBRA FIRST**...do not return this product to the store. See customer assistance on reverse side of this sheet. If this product should require factory service, please call Cobra before sending the product. This will ensure the fastest turn-around time on any repair. If Cobra asks that the product be sent to its factory, the following must be furnished to have the product serviced and returned:

1. For Warranty Repair include some form of proof-of-purchase, such as a mechanical reproduction or carbon of a sales receipt. Make sure the date of purchase and product model number are clearly readable. If the originals are sent, they cannot be returned;
2. Send the entire product;
3. Enclose a description of what is happening with the product. Include a typed or clearly printed name and address of where the product is to be returned, with phone number (required for shipment);
4. Pack product securely to prevent damage in transit. If possible, use the original packing material;
5. Ship prepaid and insured by way of a traceable carrier such as United Parcel Service (UPS) or Priority Mail with delivery confirmation to avoid loss in transit to: Cobra Factory Service, Cobra Electronics Corporation, 6500 West Cortland Street, Chicago, Illinois 60707 U.S.A.;
6. If the product is in warranty, upon receipt of the product it will either be repaired or exchanged depending on the model. Please allow approximately 3 – 4 weeks before contacting Cobra for status. If the product is out of warranty, a letter will automatically be sent with information as to the repair charge or replacement charge.

For any questions, please call 773-889-3087 for assistance.