

Foodservice Equipment • Material Handling, Healthcare & Cleanroom Equipment • Retail Display

Panco® Transport Heated/Proofing Cabinets

Item #: _____
 Model #: _____
 Project #: _____
 SIS #: _____



Optional Accessories	Model #	Qty.
Other widths*		
Dutch doors	D	
Pass-through single doors	P	
Pass-through dutch doors	PD	
Alternate slide spacing (_____)		
Alternate voltage		

* Available for full-size and half-size units only.



full size heated/proofing cabinet with solid door



half size heated/proofing cabinet with solid door



extended undercounter heated/proofing cabinet with Tuffak® door

- Heated cabinets are for use in operations where hot food is to be stored or transported and held at hot food serving temperatures. 2000-watt heating capacity via two 1000-watt elements: "Heating mode" uses two 1000-watt elements for heated air; "Proofing mode" uses one 1000-watt element for heated air and one 1000-watt element for humidity control.
- Aluminum construction on exterior and interior.
- Bottom mounted control panel and heating system removes easily for cleaning or servicing.
- Ability to hold humidity levels up to four hours without refilling reservoir. Adjustable humidity control.
- 2000-Watt heating capacity with internal air temperature up to 200°F. 1500-Watt is optional on 120V only.
- High-temperature protection device with caution alarm and auto reset.
- Full 270 degree open door swing via 3/16" (5mm)-thick heavy duty aluminum hinges with stainless steel pin.
- Positive closing magnetic door latch.
- Full-size, half-size, and extended undercounter models available.
- Units with narrow width and optional wide width* feature 2 1/4" (57mm) increment angle slide spacing. Units with extended width feature 3" (76mm) increment angle slide spacing. See inside pages for further information about widths available for full-size, half-size, and undercounter models.
- Standard removable slides.
- Available in both non-insulated and insulated.
- Insulated units feature identifying color stripe on both sides.
- 8' (2438mm) cord and plug provided.
- Standard units feature 120-volt electricity*.
- Full perimeter bumper on all models.
- Heavy duty polymer swivel casters, two with brake.

Digital Control System on all units

- Easy-touch front control panel with membrane switches.
- Liquid Crystal Display (LCD) read-out.
- Digital setting of air temperature and humidity levels.
- Overheat caution alarm.
- Embedded LED technology.
- Upgrade software control.

*See spec sheet #EG60.28 for options and accessories.

Spec sheets available for viewing, printing or downloading from our online literature library at www.eaglegrp.com



Profit from the Eagle Advantage®

Foodservice Division: (800) 441-8440
 MHC/Retail Display Divisions: (800) 637-5100
 FAX: (302) 653-2065 or 653-3036

For custom configuration or fabrication needs, contact our **SpecFAB Division**.

Phone: (302) 653-3000. FAX: (302) 653-3091.

E-mail: specfab@eaglegrp.com

100 Industrial Boulevard • Clayton, DE 19938-8903 USA • (302) 653-3000 • www.eaglegrp.com

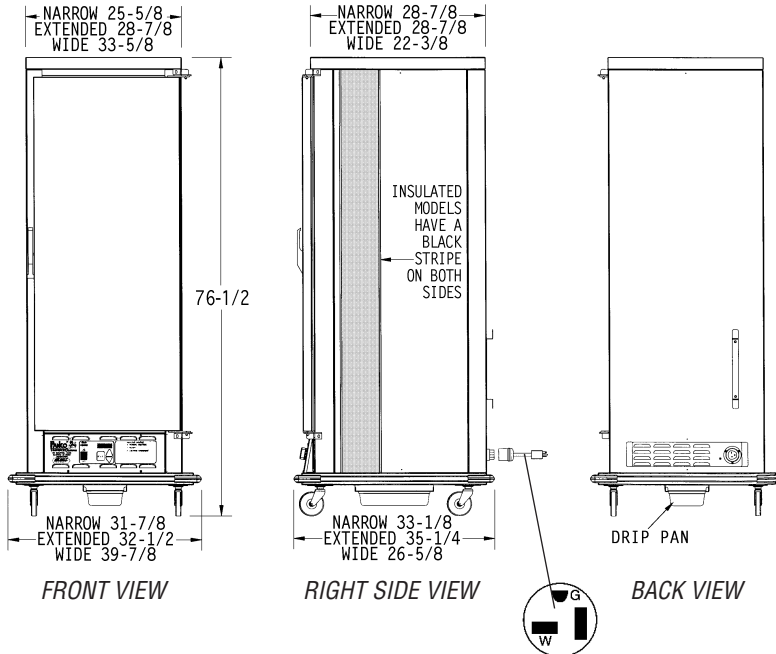
Eagle Foodservice Equipment, Eagle MHC, SpecFab, and Retail Display are divisions of Eagle Group. ©2006 by the Eagle Group

EG60.27 Rev. 06/06

Full-Size Heated/Proofing Cabinets

Design and Construction Features

- 76½" (1943mm) overall height.
- 31⅞" (810mm) "narrow" width.
- Removable slides with 2¼" (57mm) standard slide spacing—3" (76mm) standard spacing for units with optional extended width.
- 120-volt 20-amp electricity standard.
- Heavy duty 5" (127mm) polymer swivel casters, two with brake.
- Additional slides are required to obtain maximum pan capacity. See spec sheet #EG60.28 for further information about additional slides available. See chart below for further information about maximum pan capacities.
- See spec sheet #EG60.28 for options such as dutch doors and pass-through doors available, "extended" and "wide" widths, custom slide spacings, and alternative voltage.



(See spec sheet #EG60.28 for plug configurations of units with other voltage.)

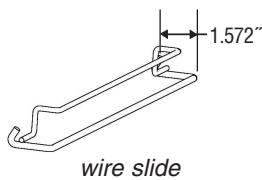
Maximum Pan Capacities of Full-Size Units

Based on standard slide spacings of:

- 2¼" (57mm) for units with Narrow width or optional Wide width.
- 3" (76mm) for units with optional Extended width.

For information about standard number of slides that come with units, see charts below. Additional slides are required to obtain maximum pan capacity. For information about additional and replacement slides available, see spec sheet #EG60.28.

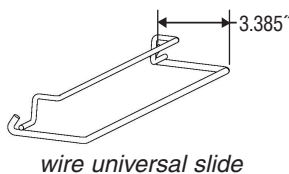
Cabinet Width	Slide Type	18" x 26" sheet pans	13" x 18" sheet pans	12" x 20" x 2½" food pans
Narrow	Wire	24	48	n/a
Narrow	Wire Universal	24	48	12
Extended	Wire	n/a	n/a	36
Extended	Wire Universal	18	36	36
Wide	Wire	24	n/a	n/a
Wide	Wire Universal	24	n/a	12



Units with Wire Slides – Comes with 12 pairs of slides.

Max pan capacities: (24) 18" x 26" sheet pans, or (48) 13" x 18" sheet pans.

door style	width x depth x height in. mm	weight lbs. kg	NON-INSULATED model #	INSULATED model #
solid single door	31⅞" x 33⅞" x 76½" 810 x 841 x 1943	209 94.8	HPFNSSN-RA2.25-120	HPFNSSI-RA2.25-120
Tuffak® single door	31⅞" x 33⅞" x 76½" 810 x 841 x 1943	216 98.0	HPFNLSN-RA2.25-120	HPFNLSI-RA2.25-120



Units with Wire Universal Slides – Comes with 12 pairs of slides.

Max pan capacities: (23) 18" x 26" sheet pans, (46) 13" x 18" sheet pans, or (12) 12" x 20" x 2½" food pans.

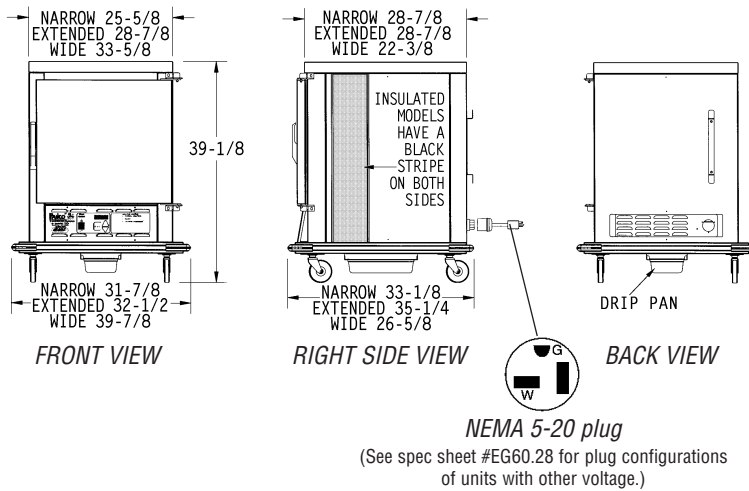
door style	width x depth x height in. mm	weight lbs. kg	NON-INSULATED model #	INSULATED model #
solid single door	31⅞" x 33⅞" x 76½" 810 x 841 x 1943	209 94.8	HPFNSSN-RC2.25-120	HPFNSSI-RC2.25-120
Tuffak® single door	31⅞" x 33⅞" x 76½" 810 x 841 x 1943	216 98.0	HPFNLSN-RC2.25-120	HPFNLSI-RC2.25-120

(Note: Dimensions of slides shown above are for slides that fit onto units with "narrow" width, which are listed in the charts above. For units with optional "extended" and "wide" widths, dimensions of slides vary.)

Half-Size Heated/Proofing Cabinets

Design and Construction Features

- 39 $\frac{1}{8}$ " (994mm) overall height.
- 31 $\frac{1}{8}$ " (810mm) "narrow" width.
- Removable slides with 2 $\frac{1}{4}$ " (57mm) standard slide spacing—3" (76mm) standard spacing for units with optional extended width.
- 120-volt 20-amp electricity standard.
- Heavy duty 5" (127mm) polymer swivel casters, two with brake.
- Maximum pan capacity is met without additional slides required. See spec sheet #EG60.28 for further information about replacement slides available. See chart below for further information about maximum pan capacities.
- See spec sheet #EG60.28 for options such as pass-through doors available, "extended" and "wide" widths, custom slide spacings, and alternative voltage.



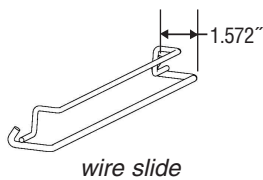
Maximum Pan Capacities of Half-Size Units

Based on standard slide spacings of:

- 2 $\frac{1}{4}$ " (57mm) for units with Narrow width or optional Wide width.
- 3" (76mm) for units with optional Extended width.

For information about standard number of slides that come with units, see charts below. For information about replacement slides available, see spec sheet #EG60.28.

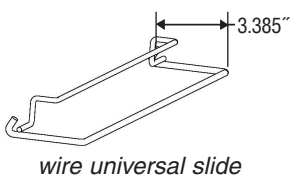
Cabinet Width	Slide Type	18" x 26" sheet pans	13" x 18" sheet pans	12" x 20" x 2 $\frac{1}{2}$ " food pans
Narrow	Wire	8	16	n/a
Narrow	Wire Universal	8	16	4
Extended	Wire	n/a	n/a	10
Extended	Wire Universal	5	10	10
Wide	Wire	8	n/a	n/a
Wide	Wire Universal	8	n/a	4



Units with Wire Slides – Comes standard with 8 pairs of slides.

Max pan capacities: (8) 18" x 26" sheet pans, or (16) 13" x 18" sheet pans.

door style	width x depth x height in.	width x depth x height mm	weight lbs. kg	NON-INSULATED model #	INSULATED model #
solid single door	31 $\frac{1}{8}$ " x 33 $\frac{1}{8}$ " x 39 $\frac{1}{8}$ "	810 x 841 x 810	155 70.3	HPHNSSN-RA2.25-120	HPHNSSI-RA2.25-120
Tuffak® single door	31 $\frac{1}{8}$ " x 33 $\frac{1}{8}$ " x 39 $\frac{1}{8}$ "	810 x 841 x 810	171 77.6	HPHNLSN-RA2.25-120	HPHNLSI-RA2.25-120



Units with Wire Universal Slides – Comes standard with 8 pairs of slides.

Max pan capacities: (8) 18" x 26" sheet pans, (16) 13" x 18" sheet pans, or (4) 12" x 20" x 2 $\frac{1}{2}$ " food pans.

door style	width x depth x height in.	width x depth x height mm	weight lbs. kg	NON-INSULATED model #	INSULATED model #
solid single door	31 $\frac{1}{8}$ " x 33 $\frac{1}{8}$ " x 39 $\frac{1}{8}$ "	810 x 841 x 810	155 70.3	HPHNSSN-RC2.25-120	HPHNSSI-RC2.25-120
Tuffak® single door	31 $\frac{1}{8}$ " x 33 $\frac{1}{8}$ " x 39 $\frac{1}{8}$ "	810 x 841 x 810	171 77.6	HPHNLSN-RC2.25-120	HPHNLSI-RC2.25-120

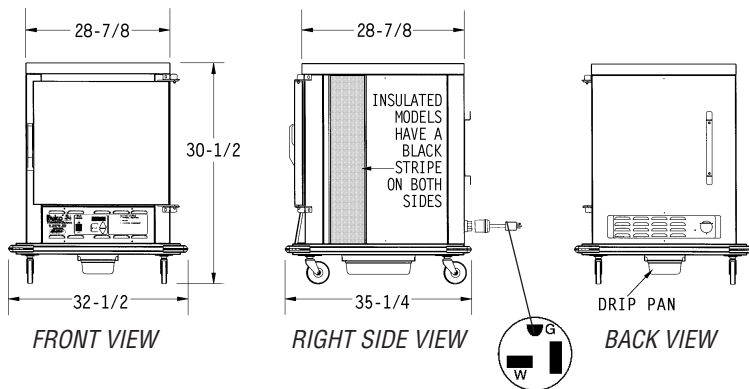
(Note: Dimensions of slides shown above are for slides that fit onto units with "narrow" width, which are listed in the charts above. For units with optional "extended" and "wide" widths, dimensions of slides vary.)

Extended Undercounter Heated/Proofing Cabinets

Design and Construction Features

- 30½" (775mm) overall height.
- 32½" (826mm) "extended" width*.
- Removable slides with 3" (76mm) standard slide spacing.
- 120-volt 20-amp electricity standard.
- Heavy duty 3" (76mm) polymer swivel casters, two with brake.
- Maximum pan capacity is met without additional slides required. See spec sheet #EG60.28 for further information about replacement slides available. See chart below for further information about maximum pan capacities.
- See spec sheet #EG60.28 for options such as pass-through doors available, custom slide spacings, and alternative voltage.

* Undercounter units are available in "extended" width only.

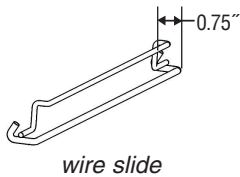


NEMA 5-20 plug
(See spec sheet #EG60.28 for plug configurations of units with other voltage.)

Maximum Pan Capacities of Extended Undercounter Units

Based on standard slide spacings 3" (76mm). For information about standard number of slides that come with units, see charts below. For information about replacement slides available, see spec sheet #EG60.28.

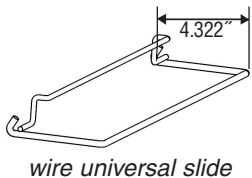
Cabinet Width	Slide Type	18" x 26" sheet pans	13" x 18" sheet pans	12" x 20" x 2½" food pans
Extended	Wire	n/a	n/a	10
Extended	Wire Universal	5	10	10



Units with Wire Slides – Comes standard with 5 pairs of slides.

Max pan capacities: (10) 12" x 20" x 2½" food pans.

door style	width x depth x height in. mm	weight lbs. kg	NON-INSULATED model #	INSULATED model #
solid single door	32½" x 35¼" x 30½" 826 x 895 x 775	155 70.3	HPUESSN-RA3.00-120	HPUESSI-RA3.00-120
Tuffak® single door	32½" x 35¼" x 30½" 826 x 895 x 775	171 77.6	HPUELSN-RA3.00-120	HPUELSI-RA3.00-120



Units with Wire Universal Slides – Comes standard with 5 pairs of slides.

Max pan capacities: (5) 18" x 26" sheet pans, (10) 13" x 18" sheet pans, or (10) 12" x 20" x 2½" food pans.

door style	width x depth x height in. mm	weight lbs. kg	NON-INSULATED model #	INSULATED model #
solid single door	32½" x 35¼" x 30½" 826 x 895 x 775	155 70.3	HPUESSN-RC3.00-120	HPUESSI-RC3.00-120
Tuffak® single door	32½" x 35¼" x 30½" 826 x 895 x 775	171 77.6	HPUELSN-RC3.00-120	HPUELSI-RC3.00-120

New York M.E.A. No. 245-02-E