

STAINLESS STEEL STEAM TABLE PANS

NSF listed, 18/8 Stainless Steel, available in 24 Gauge Anti-jamming, 22 Gauge Anti-jamming & 24 Gauge Regular styles.

ANTI-JAMMING 24 GAUGE STEAM PAN (NSF)-18/8 S/S

ITEM	DESCRIPTION	PACK
SPJL-102	Full Size 2-1/2"	6
SPJL-104	Full Size 4"	6
SPJL-106	Full Size 6"	6
SPJL-202	Half Size 2-1/2"	12
SPJL-204	Half Size 4"	6
SPJL-206	Half Size 6"	6
SPJL-302	1/3 Size 2-1/2"	12
SPJL-304	1/3 Size 4"	12
SPJL-306	1/3 Size 6"	12
SPJL-402	1/4 Size 2-1/2"	12
SPJL-404	1/4 Size 4"	12
SPJL-406	1/4 Size 6"	12
SPJL-602	1/6 Size 2-1/2"	12
SPJL-604	1/6 Size 4"	12
SPJL-606	1/6 Size 6"	12
SPJL-902	1/9 Size 2-1/2"	12
SPJL-904	1/9 Size 4"	12



ANTI-JAMMING 22 GAUGE STEAM PAN (NSF)-18/8 S/S

ITEM	DESCRIPTION	PACK
SPJH-102	Full Size 2-1/2"	6
SPJH-104	Full Size 4"	6
SPJH-106	Full Size 6"	6
SPJH-202	Half Size 2-1/2"	12
SPJH-204	Half Size 4"	6
SPJH-206	Half Size 6"	6
SPJH-302	1/3 Size 2-1/2"	12
SPJH-304	1/3 Size 4"	12
SPJH-306	1/3 Size 6"	12
SPJH-402	1/4 Size 2-1/2"	12
SPJH-404	1/4 Size 4"	12
SPJH-406	1/4 Size 6"	12
SPJH-602	1/6 Size 2-1/2"	12
SPJH-604	1/6 Size 4"	12
SPJH-606	1/6 Size 6"	12
SPJH-902	1/9 Size 2-1/2"	12
SPJH-904	1/9 Size 4"	12

STEAM PAN COVERS - 18/8

ITEM	DESCRIPTION	PACK
SPSCF	1/1 Solid Cover	12
SPSCH	1/2 Solid Cover	12
SPSCT	1/3 Solid Cover	12
SPSCQ	1/4 Solid Cover	12
SPSCS	1/6 Solid Cover	12
SPSCN	1/9 Solid Cover	12
SPSCTT	2/3 Solid Cover	12
SPCF	1/1 Slotted Cover	12
SPCH	1/2 Slotted Cover	12
SPCT	1/3 Slotted Cover	12
SPCQ	1/4 Slotted Cover	12
SPCS	1/6 Slotted Cover	12
SPCN	1/9 Slotted Cover	12
SPCTT	2/3 Slotted Cover	12

24 GAUGE REGULAR PANS (NSF) 18/8 S/S

ITEM	DESCRIPTION	PACK
SPF1	Full Size 1 1/2"	6
SPF2	Full Size 2 1/2"	6
SPF4	Full Size 4"	6
SPF6	Full Size 6"	6
SPH1	1/2 Size 1 1/2"	12
SPH2	1/2 Size 2 1/2"	12
SPH4	1/2 Size 4"	6
SPH6	1/2 Size 6"	6
SPT2	1/3 Size 2 1/2"	12
SPT4	1/3 Size 4"	12
SPT6	1/3 Size 6"	12
SPQ2	1/4 Size 2 1/2"	12
SPQ4	1/4 Size 4"	12
SPQ6	1/4 Size 6"	12
SPS2	1/6 Size 2 1/2"	12
SPS4	1/6 Size 4"	12
SPS6	1/6 Size 6"	12
SPN2	1/9 Size 2 1/2"	12
SPN4	1/9 Size 4"	12
SPTT2	2/3 Size Pan 2 1/2"	12
SPTT4	2/3 Size Pan 4"	6
SPTT6	2/3 Size Pan 6"	6

ECONOMY PAN

NSF-Listed economy Stainless Steel steam table pans

24 GAUGE REGULAR PANS (NSF) S/S

ITEM	DESCRIPTION	PACK
SPD-1102	Full Size 2-1/2"	6
SPD-1104	Full Size 4"	6
SPD-1106	Full Size 6"	6
SPD-1202	1/2 Size 2-1/2"	12
SPD-1204	1/2 Size 4"	6
SPD-1206	1/2 Size 6"	6
SPD-1302	1/3 Size 2-1/2"	12
SPD-1304	1/3 Size 4"	12
SPD-1306	1/3 Size 6"	12
SPD-1402	1/4 Size 2-1/2"	12
SPD-1404	1/4 Size 4"	12
SPD-1406	1/4 Size 6"	12
SPD-1602	1/6 Size 2-1/2"	12
SPD-1604	1/6 Size 4"	12
SPD-1606	1/6 Size 6"	12
SPD-1902	1/9 Size 2-1/2"	12
SPD-1904	1/9 Size 4"	12

STEAM PAN COVERS S/S

ITEM	DESCRIPTION	PACK
SPDC-1S	1/1 Solid Cover	12
SPDC-2S	1/2 Solid Cover	12
SPDC-3S	1/3 Solid Cover	12
SPDC-4S	1/4 Solid Cover	12
SPDC-6S	1/6 Solid Cover	12
SPDC-9S	1/9 Solid Cover	12
SPDC-1L	1/1 Slotted Cover	12
SPDC-2L	1/2 Slotted Cover	12
SPDC-3L	1/3 Slotted Cover	12
SPDC-4L	1/4 Slotted Cover	12
SPDC-6L	1/6 Slotted Cover	12
SPDC-9L	1/9 Slotted Cover	12



SIZES:

Full Size: 20-3/4" x 12-3/4"	Quarter Size: 10-5/16" x 6-5/16"
Half Size: 10-3/8" x 12-3/4"	Sixth Size: 6-7/8" x 6-5/16"
Third Size: 6-7/8" x 12-3/4"	Ninth Size: 6-3/4" x 4-1/4"

ANTI-JAMMING 24 GAUGE S/S STEAM PAN (NSF)

ITEM	DESCRIPTION	PACK
SPJJ-2102	Full Size 2-1/2"	6
SPJJ-2104	Full Size 4"	6
SPJJ-2106	Full Size 6"	6
SPJJ-2202	1/2 Size 2-1/2"	12
SPJJ-2204	1/2 Size 4"	6
SPJJ-2206	1/2 Size 6"	6
SPJJ-2302	1/3 Size 2-1/2"	12
SPJJ-2304	1/3 Size 4"	12
SPJJ-2306	1/3 Size 6"	12
SPJJ-2402	1/4 Size 2-1/2"	12
SPJJ-2404	1/4 Size 4"	12
SPJJ-2406	1/4 Size 6"	12
SPJJ-2602	1/6 Size 2-1/2"	12
SPJJ-2604	1/6 Size 4"	12
SPJJ-2606	1/6 Size 6"	12
SPJJ-2902	1/9 Size 2-1/2"	12
SPJJ-2904	1/9 Size 4"	12

FALSE BOTTOMS STAINLESS STEEL

ITEM	DESCRIPTION	PACK
SPFB-1	False Bottom Full Size	10
SPFB-2	False Bottom Half Size	10



SPFB-1

SPFB-2

STEAM PANS, PERFORATED STAINLESS STEEL

ITEM	DESCRIPTION	PACK
SPFP2	Full Size 2-1/2" Perf	6
SPFP4	Full Size 4" Perf	6
SPFP6	Full Size 6" Perf	6
SPHP2	Half Size 2-1/2" Perf	6
SPHP4	Half Size 4" Perf	6
SPHP6	Half Size 6" Perf	6



Steam Pan, Perforated

HALF LONG SIZE PANS & COVERS STAINLESS STEEL

ITEM	DESCRIPTION	PACK
SPJL-2HL	2-1/2" Half Long Size Pan	6
SPJL-4HL	4" Half Long Size Pan	6
SPJL-6HL	6" Half Long Size Pan	6
SPJL-HCN	Half Long Cover Notched	6
SPJL-HCS	Half Long Cover Solid	6



SPJL-6HL

DIVIDED FOOD PAN STAINLESS STEEL

ITEM	DESCRIPTION	PACK
SPFD2	Full Size 2-1/2"	12



SPFD2

WIRE PAN GRATES


ITEM#	DESCRIPTION	FITS PAN	PACK
PGW-510	5" x 10-1/2"	Third Size Pan	12
PGW-810	8" x 10"	Half Size Pan	12
PGW-1018	10" x 18"	Full Size Pan	12
PGW-1216	12" x 16-1/2"	Half Size Bun Pan	12
PGW-2416	16" x 24"	Full Size Bun Pan	12



PGW

ADAPTOR BARS STAINLESS STEEL


ITEM#	DESCRIPTION	PACK
ADB-12	Adaptor Bar 12"	12
ADB-20	Adaptor Bar 20"	12




ADB

WATER & SPILLAGE PANS STAINLESS STEEL

ITEM	DESCRIPTION	PACK
C-WPF	Full Size Dripless Water Pan 4" Depth	12
C-WPF6	Full Size Spillage Pan 6" Depth	5
C-WPP	Full Size S/S Spillage Pan 6" Depth	6



C-WPF6



C-WPP

COVERS FOR CHAFERS STAINLESS STEEL


ITEM#	DESCRIPTION	PACK
C-DCF	Full Size Dome Cover w/Handle	12
C-DCH	Half Size Dome Cover w/Handle	24



C-WPF

HINGED DOME COVER STAINLESS STEEL

ITEM#	DESCRIPTION	PACK
C-HDC	Hinged Dome Cover w/Handle	12



C-DCH

C-HDC



Insets



Inset Cover




Hinged Cover



Fits BAM-1.5

ADP-444

Fits INS-2.5



Adaptor Plates



Bain Maries



Bain Marie Cover

INSETS STAINLESS STEEL

ITEM	DESCRIPTION	DIAMETER x DEPTH	PACK
INS-2.5	2-1/2 Qt Inset	5-5/8" x 7-7/8"	6
INS-4.0	4 Qt Inset	7-1/8" x 8-1/4"	6
INS-7.0M	7 Qt Inset	9-1/8" x 8-1/4"	6
INS-11.0M	11 Qt Inset	11" x 8-1/4"	6

INSET COVERS STAINLESS STEEL

ITEM	DESCRIPTION	PACK
INSC-2.5	2-1/2 Qt Inset Cover	6
INSC-4	4 Qt Inset Cover	6
INSC-7M	7 Qt Inset Cover	6
INSC-11M	11 Qt Inset Cover	6

HINGED COVERS STAINLESS STEEL

ITEM	DESCRIPTION	PACK
INSH-7	Hinged cover for 7 Qt Inset	6
INSH-11	Hinged cover for 11 Qt Inset	6

ADAPTOR PLATES STAINLESS STEEL

ITEM	DESCRIPTION	FITS INSET	PACK
ADP-608	6-3/8" & 8-3/8" Inset Holes	Fits 4 Qt & 7 Qt	10
ADP-610	6-3/8" & 10-3/8" Inset Holes	Fits 4 Qt & 11 Qt	10
ADP-666	Three 6-3/8" Inset Holes	Fits 4 Qt	10
ADP-808	Two 8-3/8" Inset Holes	Fits 7 Qt	10
ADP-810	8-3/8" & 10-3/8" Inset Holes	Fits 7 Qt & 11 Qt	10
ADP-444	Adaptor Plate, Six 4-3/4" Inset Holes	Fits 2-1/2 Qt	10

BAIN MARIES STAINLESS STEEL

ITEM	DESCRIPTION	DIAMETER x DEPTH	PACK
BAM-1.25	1-1/4 Qt	4-1/8" x 5-5/8"	6
BAM-1.5	1-1/2 Qt Bain Marie, Fits in ADP-444	4-1/4" x 5-7/8"	6
BAM-2	2 Qt	4-7/8" x 6-3/4"	6
BAM-3.5	3-1/2 Qt	6-1/8" x 7-1/8"	6
BAM-4.25	4-1/4 Qt	6-1/2" x 7-1/4"	6
BAM-6	6 Qt	7-1/4" x 8-3/4"	6
BAM-8.25	8-1/4 Qt	8" x 9-3/4"	6
BAM-12	12 Qt	9" x 10-1/4"	6

BAIN MARIE COVERS STAINLESS STEEL

ITEM	DESCRIPTION	PACK
BAMC-1.25	1-1/4 Qt Cover	12
BAMC-2	2 Qt Cover	12
BAMC-3.5	3-1/2 Qt Cover	12
BAMC-4.25	4-1/4 Qt Cover	12
BAMC-6	6 Qt Cover	12
BAMC-8.25	8-1/4 Qt Cover	12
BAMC-12	12 Qt Cover	12