



Trigger (press and hold to read)

Status: Red: read failed
Green: read succeeded
Blue: cordless link up
Blinking red: low battery



Cable release (corded unit)

Charge: Steady green: fully charged
Blinking green: charging



Status: Steady red: connected to power
Blinking red: data transfer

Data (RS-232, USB, PS/2 Keyboard)



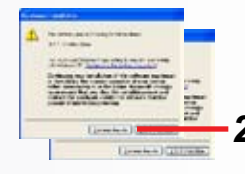
Power

1 Install Software

1. Insert CD-ROM and install software (follow prompts).
 - Run *setup.exe* if installer does not start automatically.
 - You must have Administrator privileges to install.
 - .NET Framework is installed if required.
2. When prompted, click **Continue Anyway**.




1



2


2 Connect Device

1. Connect base or device to PC using USB or Serial cable (PS/2 keyboard cable is not supported by setup tool.)
2. Connect base or device to power supply.



7500

USB: 42206416-01
RS-232: 42206139-04



7550

USB: 42206161-01
RS-232: 42203758-03S

3 Place in Base (Cordless Only)

Inserting device in base establishes Bluetooth® link and charges battery.



7550

4 Scan Connection Code

Scan **USB Serial** or **RS-232 Serial** configuration code from the back of this document.



5 Load USB Driver (USB Only)

- Allow the Windows **Found New Hardware Wizard** to run.
1. Select Automatic driver installation.
 2. When prompted during driver load, click **Continue Anyway**.



1



2

6 Start Setup Tool

- Use setup tool to configure reader (shortcut on desktop)
1. Common tasks
 2. Controls and information
 3. Question and Answer help



1

2

3

DataMan




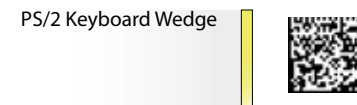
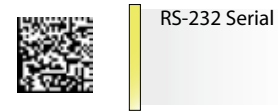
7500 ID Reader

7550 Cordless ID Reader

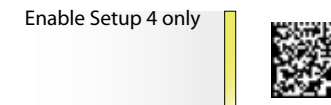
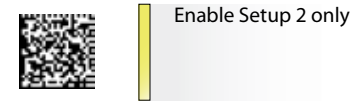
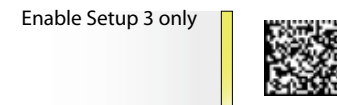

Quick Reference

	7500 Corded	7550 Cordless
Weight	270g (9.5 oz)	330g (11.6 oz) Base: 250g (8.8 oz)
Operating Temperature	-10°C — 50°C (14°F — 122°F)	0°C — 50°C (32°F — 122°F)
Storage Temperature	-40°C — 70°C (-40°F — 158°F)	-40°C — 60°C (-40°F — 140°F)
Charging Temperature		0°C — 40°C (32°F — 104°F)
Maximum Humidity	95% (non-condensing)	
Environmental	IP52	IP52 Base: IP41
Drop (Impact)	50 drops from 2m (6.5') to concrete	25 drops from 2m (6.5') to concrete
Codes	Data Matrix™ (ECC 0, 50, 80, 100, 140, and 200) QR Code UPC/EAN/JAN Interleaved 2 of 5 Code 39, Code 128, and Code 93	
Power Consumption	1000 mA @ 5 VDC	Base: 800 mA @ 9 VDC
Battery Life at 25°C (77°F)		8h (normal use)

Connection



Setups

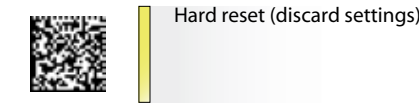
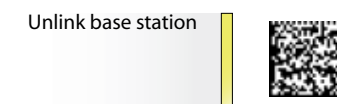
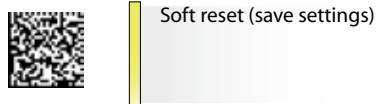


Keyboard



See **Configuration Codes** in setup tool for more languages.

Commands



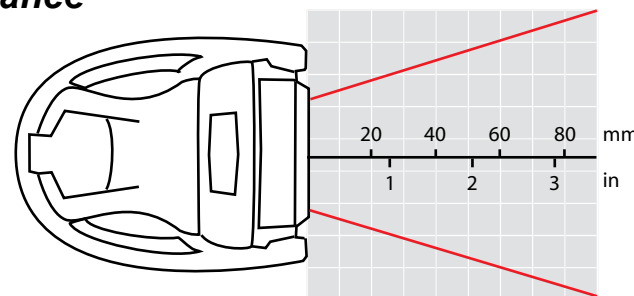
Notes

i Product support: <http://support.cognex.com>

⚠ CAUTION: RISK OF EXPLOSION IF BATTERY IS REPLACED BY AN INCORRECT TYPE. The battery should be disposed of by a qualified recycler or hazardous materials handler. Do not incinerate the battery or dispose of the battery with general waste materials.
NOTE: Any modifications to this device not expressly approved by COGNEX CORPORATION may void your authority to operate it.

Copyright © 2006 Cognex Corporation All Rights Reserved This document may not be copied in whole or in part, nor transferred to any other media or language, without the written permission of Cognex Corporation. The hardware and portions of the software described in this document may be covered by one or more of the U.S. patents listed on the Cognex web site <http://www.cognex.com/patents.asp>. Other U.S. and foreign patents are pending. Cognex, the Cognex logo, and DataMan are trademarks, or registered trademarks, of Cognex Corporation.

Reading Distance



1D Codes 13 mil ←→ 0 - 62mm (0 - 2.4 in)

2D Codes 5 mil ←→ 0 - 35 mm (0 - 1.4 in)

10 mil ←→ 0 - 55 mm (0 - 2.1 in)

20 mil ←→ 0 - 85 mm (0 - 3.3 in)