

# CH7368

## Wireless Gateway

### FEATURES:

- DOCSIS/EuroDOCSIS 3.0 compliant
- 24x8 channel bonding
- 2 ports VoIP, 4-port auto-sensing Gigabit
- Support 2.4GHz 3x3 & 5GHz 4x4 11ac
- Supports IPv4 and IPv6
- Advanced SNMP network management
- Easy setup and installation
- User friendly online diagnostics
- 1GHz Full band capture
- Low power consumption

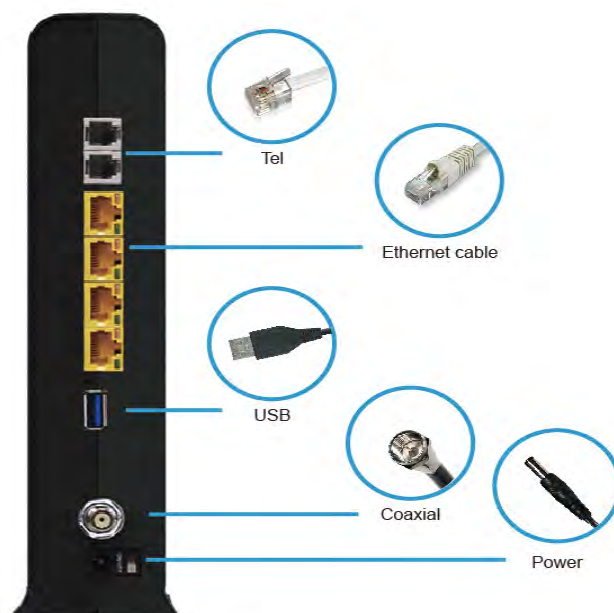


### PRODUCT OVERVIEW:

The Compal Broadband Networks, CH7368 DOCSIS 3.0 24x8 Wireless Cable Voice Gateway is a fully integrated home networking communication solution that combines the functionality of a DOCSIS 3.0 digital modem, a four-port 10/100/1000 gigabit Ethernet switch advanced firewall, and a dual band concurrent 3X3 2.4GHz 802.11n and 4X4 5GHz 802.11ac wireless access point in one convenient package.

HW version: R01

SW version: CH7368-6.15.0.1c-SH



Specification	
Wi-Fi Technology	<ul style="list-style-type: none"> <li>2.4GHz 802.11n/5GHz 802.11ac AC 1750</li> </ul>
Modem	<ul style="list-style-type: none"> <li>CableLabs® certified EuroDOCSIS® 3.0 Modem</li> </ul>
Number of Ethernet Ports	<ul style="list-style-type: none"> <li>4-port auto-sensing gigabit Ethernet switch</li> </ul>
Standards	<ul style="list-style-type: none"> <li>LAN: Four (4) 10/100/1000 LAN Gigabit Ethernet ports with auto-sensing technology, Auto Uplink RJ-45 ports</li> <li>Two RJ-11 voice ports</li> <li>2.4 GHz 3x3 11n and 5GHz 4X4 11ac Dual band concurrent</li> </ul>
Security	<ul style="list-style-type: none"> <li>Wi-Fi Protected Access® (WPA/WPA2—PSK)</li> <li>Double firewall protection (SPI and NAT firewall)</li> <li>Denial-of-Service (DoS) attack prevention</li> <li>Push 'N' Connect—Easy push button WiFi connections (WPS)</li> </ul>
Physical Specifications	<ul style="list-style-type: none"> <li>Dimensions: 220x160x45 mm</li> </ul>
Network VOICE Protocol	<ul style="list-style-type: none"> <li>PacketCable 2.0</li> <li>MGCP/NCS including configurable IPsec encryption</li> <li>Configurable to support RFC 2833 event signaling</li> <li>Software upgradeable to support Session Initiation Protocol (SIP)</li> </ul>
Package Contents	<ul style="list-style-type: none"> <li>CH7369 Wireless voice Gateway</li> <li>Power adapte</li> </ul>
Environmental	<ul style="list-style-type: none"> <li>Operating temperature: 0°C - 40°C</li> <li>Operating relative humidity: 5% - 85% (non-condensing)</li> <li>Storage temperature: -40°C - 70°C</li> </ul>

## Compal Broadband Networks, Inc.

Contact Customer Care for product information and sales:

Tel: +886-3-560-0066

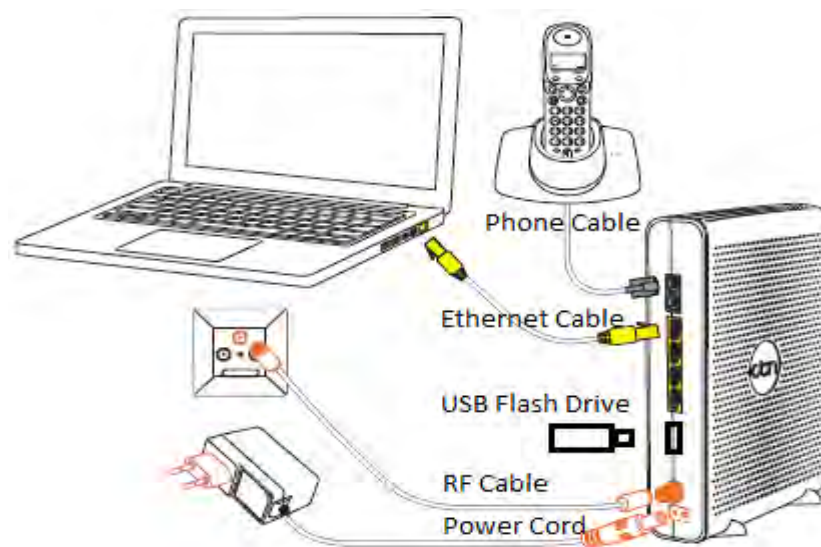
E-mail: [contactcbn@compalbn.com](mailto:contactcbn@compalbn.com)

<http://www.icbn.com.tw>



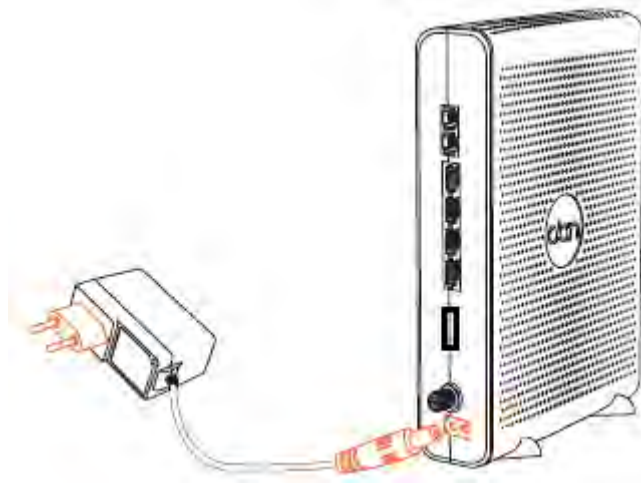
## Startup Guide

On the picture you will see how the cables will be connected after you have finished installing.



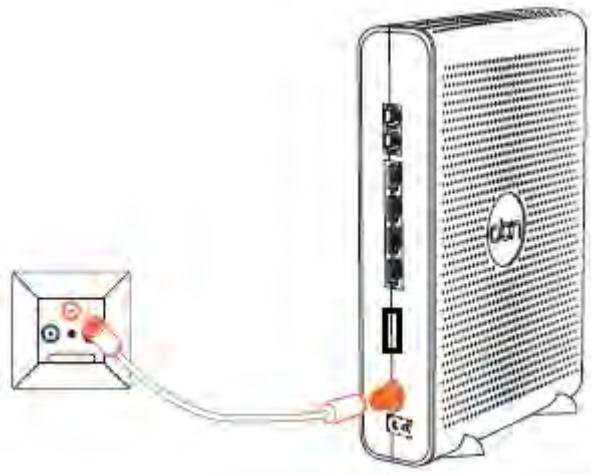
### Step 1

Connected the modem with power cord and make sure the modem power is turned on.



### Step 2

Connected the modem with RF cable.



### Step 3

Connected the modem with Ethernet cable.



### Step 4

Connected the modem phone jack TEL1 with Phone cable .



## Federal Communication Commission Interference Statement

This equipment has been tested and found to comply with the limits for a Class B digital device, pursuant to Part 15 of the FCC Rules. These limits are designed to provide reasonable protection against harmful interference in a residential installation. This equipment generates, uses and can radiate radio frequency energy and, if not installed and used in accordance with the instructions, may cause harmful interference to radio communications. However, there is no guarantee that interference will not occur in a particular installation. If this equipment does cause harmful interference to radio or television reception, which can be determined by turning the equipment off and on, the user is encouraged to try to correct the interference by one of the following measures:

- Reorient or relocate the receiving antenna.
- Increase the separation between the equipment and receiver.
- Connect the equipment into an outlet on a circuit different from that to which the receiver is connected.
- Consult the dealer or an experienced radio/TV technician for help.

- 
- FCC Caution: Any changes or modifications not expressly approved by the party responsible for compliance could void the user's authority to operate this equipment.

- 
- This device complies with Part 15 of the FCC Rules. Operation is subject to the following two conditions: (1) This device may not cause harmful interference, and (2) this device must accept any interference received, including interference that may cause undesired operation.

- 
- For product available in the USA/Canada market, only channel 1~11 can be operated. Selection of other channels is not possible.

- 
- This device is restricted for indoor use.

- 
- Professional installation is required.
- 

### IMPORTANT NOTE:

#### FCC Radiation Exposure Statement:

This equipment complies with FCC radiation exposure limits set forth for an uncontrolled environment. This equipment should be installed and operated with minimum distance **22cm** between the radiator & your body.