

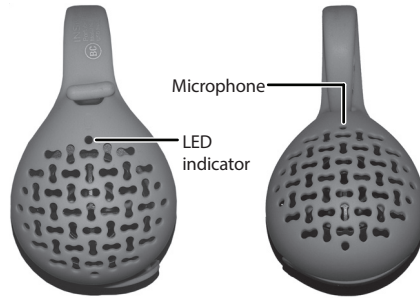
PACKAGE CONTENTS

- Bluetooth speaker
- USB cable
- *Quick Setup Guide*

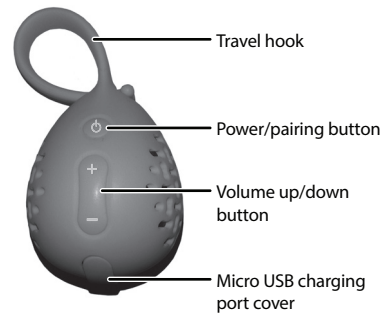
FEATURES

- Bluetooth streams music wirelessly
- Rechargeable battery lasts for up to six hours
- Use as a speakerphone, for hands-free talking
- Built-in travel hook
- Splash-proof

Top view

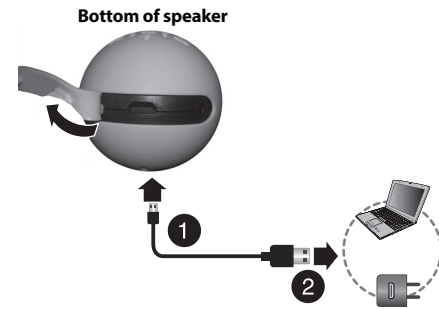


Side view



CHARGING YOUR SPEAKER

- 1 Connect the small end of your charging cable to the micro USB port underneath the cover on your speaker.
- 2 Connect the other end to a USB charging port.
Note: When the battery is low, the LED blinks red slowly. The speaker will have about 10 minutes of battery life left.



LED	DESCRIPTION
Beep and blinks red slowly	Low battery
Solid red	Charging
Light turns off	Fully charged

TURNING YOUR SPEAKER ON AND OFF

- Press the button to turn your speaker **ON** or **OFF**. The blue LED blinks quickly and the speaker enters pairing mode.

CONNECTING WITH BLUETOOTH

- 1 Make sure that your Bluetooth device is turned on and within 33 feet (10 meters) of your speaker.
- 2 On your speaker, press the button. Your speaker enters pairing mode, and the Bluetooth LED blinks. Your speaker remains in pairing mode for 30 seconds or until it pairs with a Bluetooth device.
Note: Press and hold the button to return to pairing mode.
- 3 Turn on your Bluetooth device and turn on Bluetooth. Set your device to pairing mode, then select **NS-CSPBT02**. See the instructions that came with your Bluetooth device for information about pairing.
- 4 If you are asked for a password, enter **0000**. When pairing is complete, the LED on your speaker lights solid blue.

- 5 To disconnect from the paired Bluetooth device, press and hold the button on your speaker for three seconds. Your speaker disconnects from the Bluetooth device and enters pairing mode again.

LED	DESCRIPTION
Blinks blue slowly	Speaker is not connected
Blinks blue	Speaker is in pairing mode
Solid blue	Speaker is paired

RECONNECTING TO A PAIRED DEVICE

When your speaker is not paired to a device, the LED blinks blue slowly.

Your speaker loses the Bluetooth connection if you...	To reconnect...
Turn off your speaker.	Turn on your speaker. Your speaker searches for the last connected Bluetooth device and reconnects.
Move the Bluetooth device out of range.	Make sure that your Bluetooth device is within 33 feet of your speaker.
Turn off your Bluetooth device.	Turn on your Bluetooth device, then make sure that Bluetooth is on.
Turn off Bluetooth on your Bluetooth device.	Turn on Bluetooth on your Bluetooth device.
Connect your Bluetooth device to another Bluetooth device.	Disconnect your Bluetooth device from the other Bluetooth device, then set your device to pairing mode. Select "NS-CSPBT02" on your Bluetooth device.

Note: If a device does not automatically reconnect, you may need to reselect **"NS-CSPBT02"** on your Bluetooth device.



USING YOUR SPEAKER

Using the travel hook

- 1 Insert the knob at the top of the silicone strap into the hole at the top of the speaker.



Listening to music

- 1 Press the button on your speaker, then connect to your Bluetooth device.
- 2 Begin playback on your Bluetooth device.
- 3 Adjust the volume on your speaker by pressing the + or - buttons.
Note: Use the controls on your Bluetooth device to control playback.

Taking a call

- 1 Press the button briefly to accept an incoming call. The LED lights blue and fades in and out.
OR
Press and hold the button to reject an incoming call. The LED blinks red once.
- 2 Press the button during a call to end the call. The LED blinks red once.

LED	DESCRIPTION
Fades blue in and out	Currently connected to a call
Blinks red once	Call rejected or call ended

TROUBLESHOOTING

PROBLEM	SOLUTION
No power	<ul style="list-style-type: none"> • Make sure that your speaker's battery is charged. • Make sure that your speaker is turned on.
No sound or low volume	<ul style="list-style-type: none"> • Make sure that your Bluetooth device is turned on, Bluetooth is turned on, and "NS-CSPBT02" is selected. • Turn up the volume on your speaker. • Turn up the volume on your Bluetooth device. • Make sure that your Bluetooth device is not muted. • Make sure that your speaker is not paired to another Bluetooth device. • Make sure that your Bluetooth device is not paired to another Bluetooth device.
Cannot establish Bluetooth connection	<ul style="list-style-type: none"> • Make sure your speaker is in pairing mode. If a connection has not been made in 30 seconds, the speaker exits pairing mode. Press and hold the button to reenter pairing mode. • Shorten the distance between your speaker and your Bluetooth device. • Turn your devices off, then on. Re-pair your speaker and your Bluetooth device. • Make sure that your speaker is not paired to another Bluetooth device. • Make sure that your speaker and Bluetooth device are both in pairing mode. • Make sure that your Bluetooth device supports the Bluetooth v4.0 protocol and below. • Make sure that your Bluetooth device is not connected to any other device. • Make sure that you have selected "NS-CSPBT02" on your Bluetooth device.
My Bluetooth device keeps unpairing	<ul style="list-style-type: none"> • Shorten the distance between your speaker and your Bluetooth device. • If the battery on your Bluetooth device is low, recharge the battery. • If the battery on your speaker is low, recharge the battery.
"NS-CSPBT02" does not appear on my Bluetooth device	<ul style="list-style-type: none"> • Shorten the distance between your speaker and your Bluetooth device. • Put your speaker into pairing mode, then refresh your list of Bluetooth devices. For more information, see the documentation that came with your Bluetooth device.

LEGAL NOTICES

FCC Statement

This device complies with Part 15 of the FCC Rules. Operation is subject to the following two conditions: (1) this device may not cause harmful interference, and (2) this device must accept any interference received, including interference that may cause undesired operation.

FCC Caution

Changes or modifications not expressly approved by the party responsible for compliance could void the user's authority to operate this equipment.

Note: This equipment has been tested and found to comply with the limits for a Class B digital device, pursuant to Part 15 of the FCC Rules. These limits are designed to provide reasonable protection against harmful interference in a residential installation. This equipment generates, uses and can radiate radio frequency energy and, if not installed and used in accordance with the instructions, may cause harmful interference to radio communications. However, there is no guarantee that interference will not occur in a particular installation. If this equipment does cause harmful interference to radio or television reception, which can be determined by turning the equipment off and on, the user is encouraged to try to correct the interference by one or more of the following measures:

- Reorient or relocate the receiving antenna.
- Increase the separation between the equipment and receiver.
- Connect the equipment into an outlet on a circuit different from that to which the receiver is connected.
- Consult the dealer or an experienced radio/TV technician for help.

RSS-Gen & RSS-210 statement:

This device complies with Industry Canada licence-exempt RSS standard(s).

Operation is subject to the following two conditions: (1) this device may not cause interference, and (2) this device must accept any interference, including interference that may cause undesired operation of the device.

Le présent appareil est conforme aux CNR d'Industrie Canada applicables aux appareils radio exempts de licence. L'exploitation est autorisée aux deux conditions suivantes : (1) l'appareil ne doit pas produire de brouillage, et (2) l'utilisateur de l'appareil doit accepter tout brouillage radioélectrique subi, même si le brouillage est susceptible d'en compromettre le fonctionnement.

RSS-102 Statement:

This equipment complies with Industry Canada radiation exposure limits set forth for an uncontrolled environment.

Cet équipement est conforme à l'exposition aux rayonnements Industrie Canada limites établies pour un environnement non contrôlé.

ONE-YEAR LIMITED WARRANTY

Visit www.insigniaproducts.com for details.

CONTACT INSIGNIA:

1-877-467-4289 (U.S. and Canada)
01-800-926-3000 (Mexico)
www.insigniaproducts.com

INSIGNIA is a trademark of Best Buy and its affiliated companies.
Registered in some countries.
Distributed by Best Buy Purchasing, LLC
7601 Penn Ave South, Richfield, MN 55423 U.S.A.
©2015 Best Buy. All rights reserved.
Made in China

