

INSIGNIA™

Bluetooth Speaker | NS-SPBT02-Y-C/NS-SPBT02-G-C/NS-SPBT02-BL-C/NS-SPBT02-P-C

Quick Setup Guide

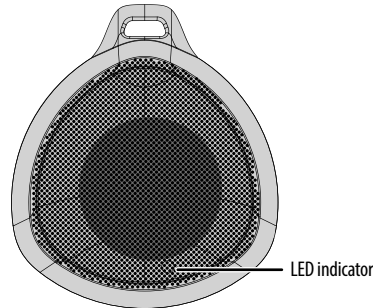
Package contents

- Bluetooth portable speaker
- Micro USB charging cable
- *Quick Setup Guide*

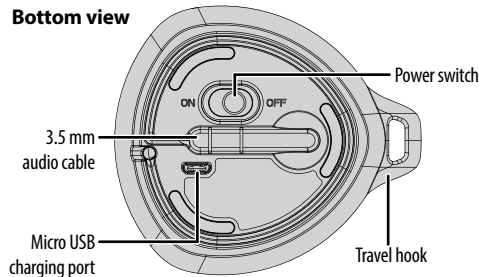
Features

- Travel hook for added portability
- Connects to your Bluetooth devices
- Embedded 3.5 mm audio cable
- Rechargeable battery

Top view



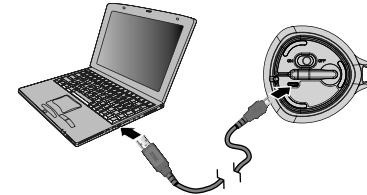
Bottom view



Charging your speaker

When the battery is low, the LED blinks red quickly and the speaker will have about 10 minutes of battery life left.

- Connect the small end of your charging cable to the micro-USB port on your speaker, then connect the other end to an available USB port on your computer.



	CHARGING	NOT CHARGING
Speaker is off	LED is red	LED is off
Speaker is on	LED is purple	LED is blue

Before using your new product, please read these instructions to prevent any damage.



Turning your speaker on and off

- Slide the power switch to turn your speaker **ON** or **OFF**. The blue LED turns on or off.

Connecting with the audio cable

- Plug the 3.5 mm audio cable into the audio jack on your audio device.
- When finished, put the 3.5 mm cable back into the bottom of your speaker for storage.

Connecting with Bluetooth

Note: The Bluetooth range is 33 feet (10 meters).

- 1** Slide the power switch to **ON**. Your speaker enters pairing mode and the LED blinks red and blue quickly.
- 2** Navigate to your device's Bluetooth settings, turn on Bluetooth, then search for available devices.
- 3** Select **NS-SPBT02** from the list of available devices on your Bluetooth device. The LED lights solid blue when your device is paired.

Note: For more information on entering pairing mode, see the instructions that came with your Bluetooth device.

- 4** To unpair, turn off Bluetooth on your Bluetooth device.

LED	DESCRIPTION
LED blinks blue slowly	Speaker is not connected
LED blinks red and blue quickly	Speaker is in pairing mode
LED lights solid blue	Speaker is paired

Note: The LED lights solid purple when the speaker is paired and charging.

Using your speaker

- Use your audio or Bluetooth device to play, pause, select tracks, and adjust the volume.
- Use the travel hook to attach the speaker to a bag or other location.
- If you have devices connected with both an audio cable and Bluetooth, you will only hear audio from the Bluetooth device. Unpair your speaker to hear audio from the device connected with the audio cable.

Troubleshooting

My speaker won't pair or keeps unpairing:

- Shorten the distance between your speaker and Bluetooth device.
- Charge the battery of your speaker or Bluetooth device if it is low. This may also improve sound quality.

- Make sure that your speaker and Bluetooth device are both in pairing mode.
- Make sure that your Bluetooth device supports the Bluetooth v3.0 profile.
- Make sure that your Bluetooth device is not connected to any other device.
- Make sure that you have selected NS-SPBT02 on your Bluetooth device.

My sound is distorted:

- Your battery may be low. Charge your battery.
- If paired to a Bluetooth device, move your audio device closer to your speaker.
- Make sure the 3.5 mm cable is firmly connected to your audio device.

One-year limited warranty

Visit www.insigniaproducts.com for details.

Contact Insignia:

1-877-467-4289 (U.S. and Canada)
 01-800-926-3000 (Mexico)
www.insigniaproducts.com

INSIGNIA is a registered trademark of BBY Solutions, Inc. Registered in some countries.
 Distributed by Best Buy Purchasing, LLC, 7601 Penn Ave South, Richfield, MN 55423 U.S.A.
 ©2014 BBY Solutions, Inc. All Rights Reserved.

