

User Manual

of the

Continental

Radio Frequency Transmitter

Type

T2x

1. GENERAL DESCRIPTION OF THE RF TRANSMITTER

The Acura fob is a transmitter designed to provide remote keyless entry, passive entry, passive engine start, and immobilization functionality. The term that Honda uses to describe such a transmitter is a SMART fob. The Acura fob MY18 is initially going to launch in North America on the platform RDX.

There are supported different button-variants:

4 Button



3 Button



Within the housing is applied an inner container, containing a lower container and container cover which are laser welded. Within the container is placed a PCB, which is the same type for all variants and containing a different number of switches.

The fobs are part of a larger system provided to Honda by Continental which allows the customer to:

- Remotely lock the doors.
- Remotely unlock the doors.
- Remotely open the trunk.
- Remotely activate the alarm (panic mode).
- Remotely unlock and lock doors in passive mode (PASE).
- Start engine in passive mode (PASE).
- Start the car via fob slot (immobilization).
- Use mechanical emergency key as back-up.

Technical Description

The components which constitute the Acura MY18 RDX fob are:

- Power Supply
- Microcontroller
- User Interfaces
- LF Antenna (3D-Antenna in one SMD)
- RF Antennas
- The PCB is 4 layer Pb-Free FR4 with double-sided component placement.

3. POWER SUPPLY

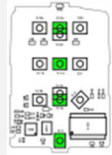
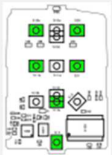
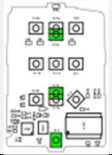

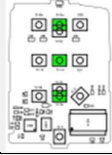


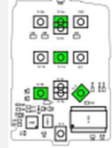
The Power Supply consists of a CR2032 battery with filter capacitors that provide power to the microcontroller.

4. VARIANTS

Main Variant	OEM	Frequency	Description differences
T2x	Acura chromated buttons	433 MHz	Number of buttons

The difference within a main-variant is only the number of buttons. There is no difference for RF-stage or RF-setup.

Variants Matrix:

			T2x
			chromated buttons (Acura)
Button config (second digit)			433 MHz
Tx1		1-1-1-P	T21
Tx2		2-2-1-P	Not used
Tx3		1b-1b-P	Not used
Tx4		1-1-2-P	Not used
Tx5		1-1-1-x	T25
Tx6		2-2-1-x	Not used
Tx7		1b-1b-x	Not used
Tx8		1-1-2-x	Not used

5. TECHNICAL DATA

The fobs transmit on two RF-channels.

Variant	Frequency	Modulation	Radiated Power
T2x	Channel 1: 433,66 MHz Channel 2: 434,18 MHz	FSK	< 10 mW

6. LABEL DESIGN

USA and Canada:

Continental
Model: T2x
FCC ID:KR5T2X
IC:7812D-T2X

Owner Manual Canada:

Operation is subject to the following two conditions: (1) this device may not cause harmful interference, and (2) this device must accept any interference received, including interference that may cause undesired operation.

Le présent appareil est conforme aux CNR d'Industrie Canada applicables aux appareils radio exempts de licence. L'exploitation est autorisée aux deux conditions suivantes : (1) l'appareil ne doit pas produire de brouillage, et (2) l'utilisateur de l'appareil doit accepter tout brouillage radioélectrique subi, même si le brouillage est susceptible d'en compromettre le fonctionnement.

Owner Manual USA

This device complies with Part 15 of the FCC Rules. Operation is subject to the following two conditions: (1) this device may not cause harmful interference, and (2) this device must accept any interference received, including interference that may cause undesired operation.

Changes or modifications not expressly approved by the party responsible for compliance could void the user's authority to operate the equipment.

