

## 6 - TROUBLESHOOTING

PROBLEM	SOLUTION
The system does not receive the transmitter signal. The transmitter LED will not light	Replace the transmitter batteries
The system does not receive the transmitter signal. The transmitter LED is ON	Check to verify the transmitter is programmed into your system
The operating range is reduced	Replace the transmitter batteries

### Community Controls - Type: 300MCP21KC FCC ID : SU7300MCP21KC

This device complies with Part. 15 of the FCC Rules Operation is subject to the following two conditions:

- (1) This device may not cause harmful interference, and
- (2) this device must accept interference received, including interference that may cause undesired operation.

#### Notice

Any changes or modifications not expressly approved by the party responsible for compliance (or Community Controls) could void the user's authority to operate this equipment.

#### WARRANTY

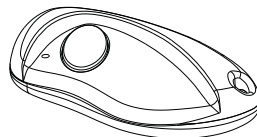
The warranty period of Community Controls 300MCP21KC transmitter is 24 months, beginning from the manufacturing date of the transmitter. During this period, if the product does not operate correctly, due to a defective component, the product will be repaired or replaced at the sole discretion of Community Controls. The warranty does not extend to the transmitter case which can be damaged by conditions outside the control of Community Controls or to battery life.



**COMMUNITY CONTROLS**  
2500 South 3850 West, Suite A  
Salt Lake City, UT 84120  
(800) 284-2837 - (866) 867-3637 Fax  
[www.communitycontrols.com](http://www.communitycontrols.com)

## MONARCH 300MCP21KC

### Community Controls



with Patented  
ChargeGuard



**ChargeGuard®**

Manual

Thank you for choosing a Community Controls product.  
Please read this manual carefully before using the product.

Made in Italy. Copyright© 2013 by Community Controls.

## CONTENTS

### 1 - TRANSMITTER OVERVIEW

- 1A - General information
- 1B - Technical specifications
- 1C - Main components

### 2 - NUMBERING

### 3 - PROGRAMMING

### 4 - OPERATION

### 5 - BATTERY ACCESS

### 6 - TROUBLESHOOTING

#### 1A - General information

The Community Controls - Monarch transmitter is a key chain style mini transmitter operating at 300 MHz. It has been designed for use with automated gates, security and access control systems operating with a 300 MHz frequency receiver.

The code sent by the transmitter is MultiCode® compatible and includes a 10 bit security code which allows up to 1024 code combinations.

MultiCode is a registered trademark owned by Linear Corporation.

## 2 - NUMBERING

Each transmitter is manufactured and sold with a different factory-set serial number.

## 3 - PROGRAMMING

The transmitter must be programmed into your system memory.  
Your own installer or reseller will provide you the necessary instructions for your system.

## 4 - OPERATION

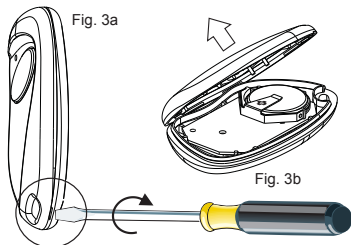
A- Firmly depress the button until the small red LED illuminates.  
B- After the LED has illuminated, release the button.  
If the device you are attempting to activate does not respond, repeat steps A and B or consult section 6 (Troubleshooting) of this manual.

## 5 - BATTERY ACCESS




To access the battery open the case with a screwdriver acting on the slot between the cover and the bottom and remove the bottom, as shown in fig. 3a and 3b. Slide out the old batteries and replace them with the new ones [CR2016] respecting the polarity, with the positive (+) side facing up.

*NOTE: Please dispose of the batteries properly according to local laws and regulations.*

*Test proper battery installation by verifying that the red LED illuminates when the button is pushed.*



## BATTERY STATUS

Led color	Battery level	TX Status
 Led GREEN	Normal level	~6000 pulses [*] - Normal range
 Led ORANGE	Attention level	Max 300 pulses[*] - Low range
 Led RED	Lowlevel	Replace battery - No range

The CR2016 lithium batteries of the transmitter have a shelf life of about 6 months.

The product fully complies with Part 15 of FCC Regulations and the European Directives 99/5/CE, 89/336/CEE, 73/23/CEE.

## 1B - Technical specifications

Operating frequency	300 MHz
Number of keys:	1
Battery :	2 x 3V lithium batteries CR2016
Battery life:	18 ÷ 24 months
Number combinations :	1024
Operating temperature:	-20°F ÷ +131°F (-20°C ÷ +55°C)
Overall dimensions:	2.4" x 1.4" x 0.51" (61 x 36 x 13 mm)
Weight:	0.49 oz. (14 gr.)

## 1C - Main components

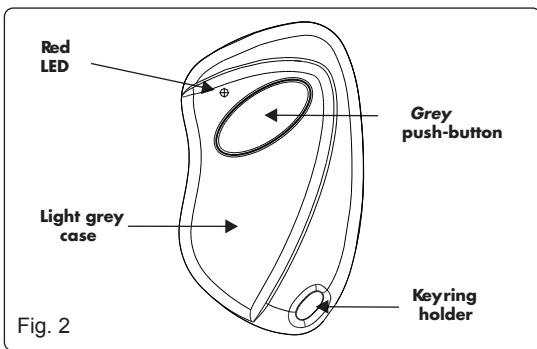


Fig. 2